



2016

NEW JERSEY HOSPITAL ASSOCIATION
**ECONOMIC
IMPACT REPORT**



2016

NEW JERSEY HOSPITAL ASSOCIATION **ECONOMIC IMPACT REPORT**

© 2016

NEW JERSEY HOSPITAL ASSOCIATION

Published by: Health Economics Department

760 Alexander Road, PO Box 1, Princeton, NJ 08543-0001.

All rights reserved. No part of this publication may be reproduced in any form without the prior written permission of the publisher, the New Jersey Hospital Association (NJHA). NJHA is not responsible for any misprints, typographical or other errors, or any consequences caused as a result of the use of this publication. This publication is provided with the understanding that NJHA is not engaged in rendering any legal, accounting or other professional services and NJHA shall not be held liable for any circumstances arising out of its use. If legal advice or other expert assistance is required, the services of a competent professional should be sought.

NJHA invites your comments and suggestions. Please direct all correspondence to the New Jersey Hospital Association, Health Economics Department, 760 Alexander Road, PO Box 1, Princeton, New Jersey 08543-0001. By telephone 609-275-4024, by fax 609-452-9339 or by e-mail at rsarao@njha.com.



Introduction

New Jersey hospitals are a vital public resource. They serve over 15 million patients annually, providing healthcare services to all, regardless of their ability to pay. But the contributions of New Jersey's hospitals extend far beyond their healthcare services. Hospitals also are economic strongholds; they are dependable sources of jobs, income taxes and spending that help stabilize their communities through good times and bad.

New Jersey's acute care hospitals provide substantial contributions to the state's economy. In 2015, New Jersey hospitals delivered:

- \$22.7 billion in total expenditures
- \$3.1 billion in purchased services
- Over 119,000 full-time equivalent jobs and total employment of 141,800 full- and part-time positions
- \$8.7 billion in total employee salaries
- Over \$483 million in state income taxes paid by hospital employees
- Over \$745 million in charity care services to New Jersey's working poor and other uninsured residents.

Healthcare is the only industry that has added jobs in the state every year from 1990 through 2015 while increasing its share of jobholding from 7.5 percent in 1990 to 11.9 percent in 2015. According to the New Jersey Department of Labor, the outlook for healthcare employment in the Garden State is bright. From 2014 through 2024, it is projected that more than 85,000 jobs will be added, and account for more than 32 percent of net job growth. Healthcare cluster employment is comprised of three industry groups: ambulatory healthcare services (47 percent), hospitals (33 percent) and nursing and residential care facilities (20 percent).

Hospital contributions ripple across New Jersey, providing economic stability to the state, its counties and to individual communities. In many towns, the local hospital is the largest employer, providing untold benefits in jobs and health insurance coverage, local spending and community health services.

The pages that follow detail the many economic contributions of New Jersey's hospitals. The information is presented statewide and also for New Jersey's 21 counties. In addition, hospital-specific reports show the important contributions of hospitals to their local communities. Together, this data paints a compelling picture of the compassionate care and economic stability delivered by New Jersey's hospital community.

About This Report

The information provided in this report was compiled by NJHA's Health Economics department based on 2015 cost reports from 71 acute care hospitals filed with the New Jersey Department of Health, along with other publicly available data sources.

New Jersey Hospitals

ANNUAL CONTRIBUTIONS TO THE LOCAL AND STATE ECONOMY

Total Expenditures: \$22.7 billion

▪ Over 119,000 full-time equivalent jobs, including:

Nursing:	31,583
Therapy:	4,446
Radiology:	6,647
Pharmacy:	2,579
Pathology and Laboratory:	4,806
Dietary/Housekeeping/Maintenance:	10,633
Total Employee Payroll:	\$8.7 billion
Estimated State Income Taxes Paid by Employees:	\$483 million

▪ Purchased Services of \$3.1 billion, including:

Contracted Labor: \$1.5 billion
Pharmaceutical Drugs: \$1.2 billion
Dietary/Laundry/Housekeeping Supplies: \$136 million
Building Supplies: \$23.1 million
Utilities: \$260 million including:
\$173 million in Electric
\$49 million in Oil & Gas
\$39 million in Water/Sewage/Disposal

ANNUAL CONTRIBUTIONS AS A HEALTHCARE SAFETY NET

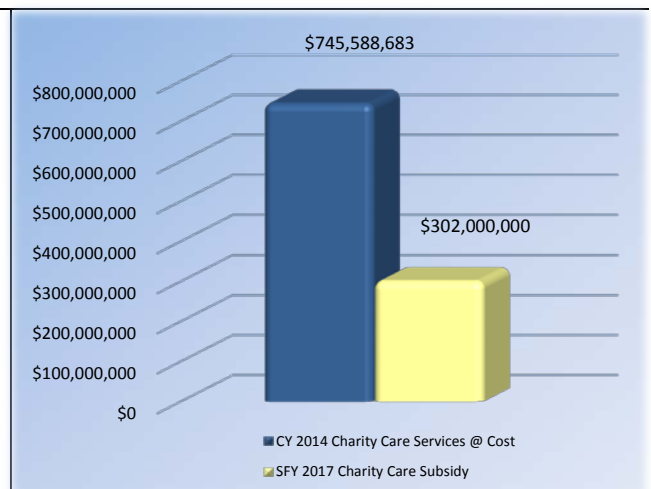
- Hospitals also give back to the community by serving as the primary source of medical services for the state's 700,000 uninsured, thus serving as the healthcare safety net for the most needy.
- In 2015, uninsured patients presented at New Jersey hospitals on 1.4 million occasions.
- New Jersey's general hospitals are predominantly not-for-profit entities — any excess revenue over expenses is returned to the community in the form of new medical technology, expanded hospital services, maintenance and expansion of physical infrastructure and the enhanced ability to hire and maintain skilled workforce.

ANNUAL TAXES

New Jersey hospitals pay in excess of \$153 million annually in taxes including:

- 0.53 Percent Assessment: \$126 million
- Adjusted Admissions Assessment: \$17.6 million
- Newborn Screening Fees: \$9.7 million
- Other assessments such as New Jersey Poison Information & Education System (NJPIES) and Maternal and Child Health Consortium Assessment
- In addition, hospitals support their local municipalities through voluntary, negotiated payments and in-kind contributions.

SFY 2017 CHARITY CARE SUBSIDY SHORTFALL



Teaching Hospitals

ANNUAL CONTRIBUTIONS TO THE LOCAL AND STATE ECONOMY

Total Expenditures: \$18.2 billion

▪ Over 94,000 full-time equivalent jobs, including:

Nursing:	24,751
Therapy:	3,332
Radiology:	4,899
Pharmacy:	1,964
Pathology and Laboratory:	3,661
Dietary/Housekeeping/Maintenance:	8,227
Total Employee Payroll:	\$7 billion
Estimated State Income Taxes Paid by Employees:	\$388 million

▪ Purchased Services of \$2.4 billion, including:

Contracted Labor: \$1.1 billion
Pharmaceutical Drugs: \$1 billion
Dietary/Laundry/Housekeeping Supplies: \$106 million
Building Supplies: \$16.4 million
Utilities: \$200 million including:
\$133 million in Electric
\$37 million in Oil & Gas
\$31 million in Water/Sewage/Disposal

ANNUAL CONTRIBUTIONS AS A HEALTHCARE SAFETY NET

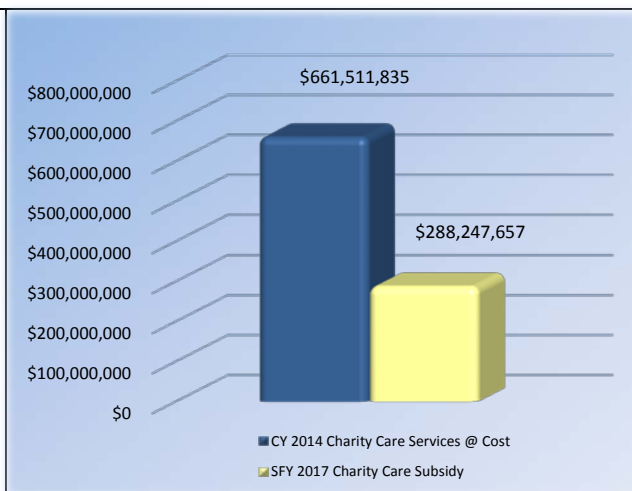
- Hospitals also give back to the community by serving as the primary source of medical services for the state's 700,000 uninsured, thus serving as the healthcare safety net for the most needy.
- In 2015, uninsured patients presented at teaching hospitals on 1.2 million occasions.
- New Jersey's general hospitals are predominantly not-for-profit entities — any excess revenue over expenses is returned to the community in the form of new medical technology, expanded hospital services, maintenance and expansion of physical infrastructure and the enhanced ability to hire and maintain skilled workforce.

ANNUAL TAXES

New Jersey teaching hospitals pay close to \$123 million annually in taxes including:

- 0.53 Percent Assessment: \$28.4 million
- Adjusted Admissions Assessment: \$13.4 million
- Newborn Screening Fees: \$8.2 million
- Other assessments such as New Jersey Poison Information & Education System (NJPIES) and Maternal and Child Health Consortium Assessment
- In addition, hospitals support their local municipalities through voluntary, negotiated payments and in-kind contributions.

SFY 2017 CHARITY CARE SUBSIDY SHORTFALL



AtlantiCare Regional Medical Center City Campus

ANNUAL CONTRIBUTIONS TO THE LOCAL AND STATE ECONOMY

Total Expenditures: \$248,342,000

▪ **1,345 full-time equivalent jobs, including:**

Nursing:	353
Therapy:	25
Radiology:	63
Pharmacy:	30
Pathology and Laboratory:	43
Dietary/Housekeeping/Maintenance:	96
Total Employee Payroll:	\$129,186,000
Estimated State Income Taxes Paid by Employees:	\$7,137,500

▪ **Purchased Services of \$20,013,000, including:**

Contracted Labor: \$6,908,000
Pharmaceutical Drugs: \$7,664,000
Dietary/Laundry/Housekeeping Supplies: \$1,919,000
Building Supplies: \$19,000
Utilities: \$3,503,000 including:
\$2,104,000 in Electric
\$982,000 in Oil & Gas
\$417,000 in Water/Sewage/Disposal

ANNUAL CONTRIBUTIONS AS A HEALTHCARE SAFETY NET

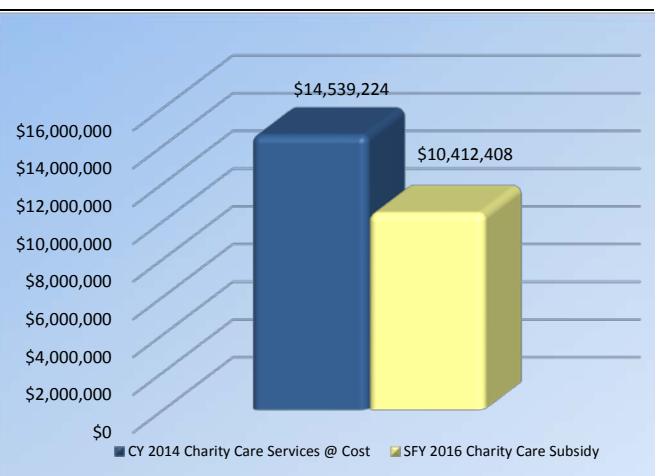
- Hospitals also give back to the community by serving as the primary source of medical services for the state's 700,000 uninsured, thus serving as the healthcare safety net for the most needy.
- In 2015, uninsured patients presented at AtlantiCare Regional Medical Center City Campus on 22,403 occasions.
- New Jersey's general hospitals are predominantly not-for-profit entities — any excess revenue over expenses is returned to the community in the form of new medical technology, expanded hospital services, maintenance and expansion of physical infrastructure and the enhanced ability to hire and maintain skilled workforce.

ANNUAL TAXES

AtlantiCare Regional Medical Center City Campus pays \$1,403,900 annually in taxes including:

- 0.53 Percent Assessment: \$1,180,700
- Adjusted Admissions Assessment: \$223,200
- Newborn Screening Fees: \$0
- Other assessments such as New Jersey Poison Information & Education System (NJPIES) and Maternal and Child Health Consortium Assessment
- In addition, hospitals support their local municipalities through voluntary, negotiated payments and in-kind contributions.

SFY 2017 CHARITY CARE SUBSIDY SHORTFALL



AtlantiCare Regional Medical Center Mainland Campus

ANNUAL CONTRIBUTIONS TO THE LOCAL AND STATE ECONOMY

Total Expenditures: \$397,905,000

▪ **1,961 full-time equivalent jobs, including:**

Nursing:	610
Therapy:	40
Radiology:	137
Pharmacy:	51
Pathology and Laboratory:	62
Dietary/Housekeeping/Maintenance:	154
Total Employee Payroll:	\$135,609,000
Estimated State Income Taxes Paid by Employees:	\$7,492,400

▪ **Purchased Services of \$52,487,000, including:**

Contracted Labor: \$14,684,000
Pharmaceutical Drugs: \$30,180,000
Dietary/Laundry/Housekeeping Supplies: \$2,992,000
Building Supplies: \$30,000
Utilities: \$4,601,000 including:
\$3,128,000 in Electric
\$923,000 in Oil & Gas
\$550,000 in Water/Sewage/Disposal

ANNUAL CONTRIBUTIONS AS A HEALTHCARE SAFETY NET

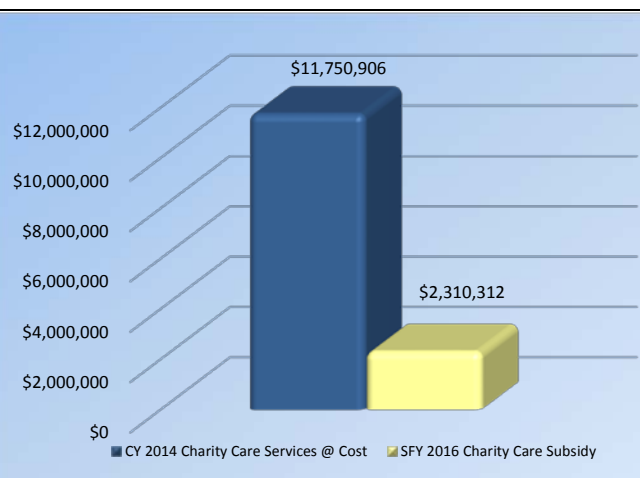
- Hospitals also give back to the community by serving as the primary source of medical services for the state's 700,000 uninsured, thus serving as the healthcare safety net for the most needy.
- In 2015, uninsured patients presented at AtlantiCare Regional Medical Center Mainland Campus on 11,234 occasions.
- New Jersey's general hospitals are predominantly not-for-profit entities — any excess revenue over expenses is returned to the community in the form of new medical technology, expanded hospital services, maintenance and expansion of physical infrastructure and the enhanced ability to hire and maintain skilled workforce.

ANNUAL TAXES

AtlantiCare Regional Medical Center Mainland Campus pays \$2,893,500 annually in taxes including:

- 0.53 Percent Assessment: \$2,401,800
- Adjusted Admissions Assessment: \$306,700
- Newborn Screening Fees: \$185,000
- Other assessments such as New Jersey Poison Information & Education System (NJPIES) and Maternal and Child Health Consortium Assessment
- In addition, hospitals support their local municipalities through voluntary, negotiated payments and in-kind contributions.

SFY 2017 CHARITY CARE SUBSIDY SHORTFALL



Bayshore Community Hospital

ANNUAL CONTRIBUTIONS TO THE LOCAL AND STATE ECONOMY

Total Expenditures: \$137,944,000

▪ **882 full-time equivalent jobs, including:**

Nursing:	248
Therapy:	38
Radiology:	65
Pharmacy:	24
Pathology and Laboratory:	38
Dietary/Housekeeping/Maintenance:	89
Total Employee Payroll:	\$56,182,000
Estimated State Income Taxes Paid by Employees:	\$3,104,100

▪ **Purchased Services of \$18,648,000, including:**

Contracted Labor: \$10,516,000
Pharmaceutical Drugs: \$4,777,000
Dietary/Laundry/Housekeeping Supplies: \$923,000
Building Supplies: \$887,000
Utilities: \$1,545,000 including:
\$1,012,000 in Electric
\$305,000 in Oil & Gas
\$228,000 in Water/Sewage/Disposal

ANNUAL CONTRIBUTIONS AS A HEALTHCARE SAFETY NET

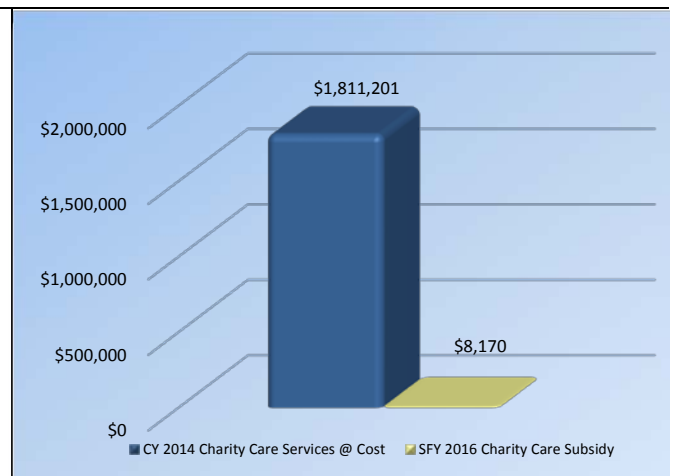
- Hospitals also give back to the community by serving as the primary source of medical services for the state's 700,000 uninsured, thus serving as the healthcare safety net for the most needy.
- In 2015, uninsured patients presented at Bayshore Community Hospital on 2,896 occasions.
- New Jersey's general hospitals are predominantly not-for-profit entities — any excess revenue over expenses is returned to the community in the form of new medical technology, expanded hospital services, maintenance and expansion of physical infrastructure and the enhanced ability to hire and maintain skilled workforce.

ANNUAL TAXES

Bayshore Community Hospital pays \$912,700 annually in taxes including:

- 0.53 Percent Assessment: \$800,700
- Adjusted Admissions Assessment: \$112,000
- Newborn Screening Fees: \$0
- Other assessments such as New Jersey Poison Information & Education System (NJPIES) and Maternal and Child Health Consortium Assessment
- In addition, hospitals support their local municipalities through voluntary, negotiated payments and in-kind contributions.

SFY 2017 CHARITY CARE SUBSIDY SHORTFALL



Bergen Regional Medical Center

ANNUAL CONTRIBUTIONS TO THE LOCAL AND STATE ECONOMY

Total Expenditures: \$255,848,000

▪ **1,710 full-time equivalent jobs, including:**

Nursing:	334
Therapy:	30
Radiology:	18
Pharmacy:	39
Pathology and Laboratory:	22
Dietary/Housekeeping/Maintenance:	219
Total Employee Payroll:	\$101,656,000
Estimated State Income Taxes Paid by Employees:	\$5,616,500

▪ **Purchased Services of \$43,699,000, including:**

Contracted Labor: \$22,291,000
Pharmaceutical Drugs: \$12,885,000
Dietary/Laundry/Housekeeping Supplies: \$4,639,000
Building Supplies: \$421,000
Utilities: \$3,463,000 including:
\$2,062,000 in Electric
\$681,000 in Oil & Gas
\$720,000 in Water/Sewage/Disposal

ANNUAL CONTRIBUTIONS AS A HEALTHCARE SAFETY NET

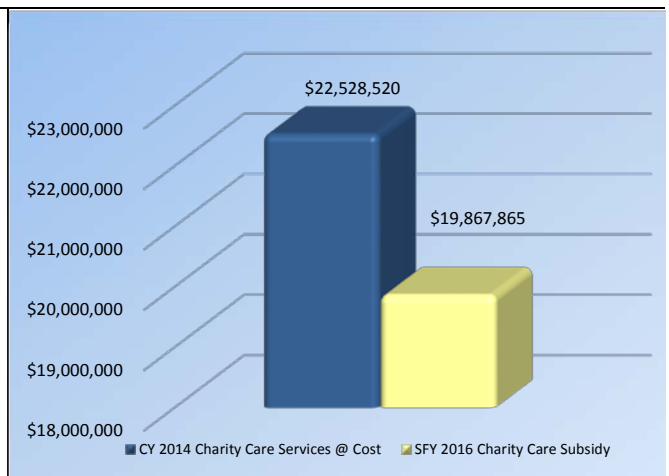
- Hospitals also give back to the community by serving as the primary source of medical services for the state's 700,000 uninsured, thus serving as the healthcare safety net for the most needy.
- In 2015, uninsured patients presented at Bergen Regional Medical Center on 41,970 occasions.
- New Jersey's general hospitals are predominantly not-for-profit entities — any excess revenue over expenses is returned to the community in the form of new medical technology, expanded hospital services, maintenance and expansion of physical infrastructure and the enhanced ability to hire and maintain skilled workforce.

ANNUAL TAXES

Bergen Regional Medical Center pays \$1,520,100 annually in taxes including:

- 0.53 Percent Assessment: \$1,375,800
- Adjusted Admissions Assessment: \$144,300
- Newborn Screening Fees: \$0
- Other assessments such as New Jersey Poison Information & Education System (NJPIES) and Maternal and Child Health Consortium Assessment
- In addition, hospitals support their local municipalities through voluntary, negotiated payments and in-kind contributions.

SFY 2017 CHARITY CARE SUBSIDY SHORTFALL



Cape Regional Medical Center

ANNUAL CONTRIBUTIONS TO THE LOCAL AND STATE ECONOMY

Total Expenditures: \$114,944,000

▪ **774 full-time equivalent jobs, including:**

Nursing:	170
Therapy:	38
Radiology:	58
Pharmacy:	20
Pathology and Laboratory:	61
Dietary/Housekeeping/Maintenance:	56
Total Employee Payroll:	\$50,467,000
Estimated State Income Taxes Paid by Employees:	\$2,788,300

▪ **Purchased Services of \$20,267,000, including:**

Contracted Labor: \$12,965,000
Pharmaceutical Drugs: \$4,529,000
Dietary/Laundry/Housekeeping Supplies: \$672,000
Building Supplies: \$21,000
Utilities: \$2,080,000 including:
\$1,430,000 in Electric
\$321,000 in Oil & Gas
\$329,000 in Water/Sewage/Disposal

ANNUAL CONTRIBUTIONS AS A HEALTHCARE SAFETY NET

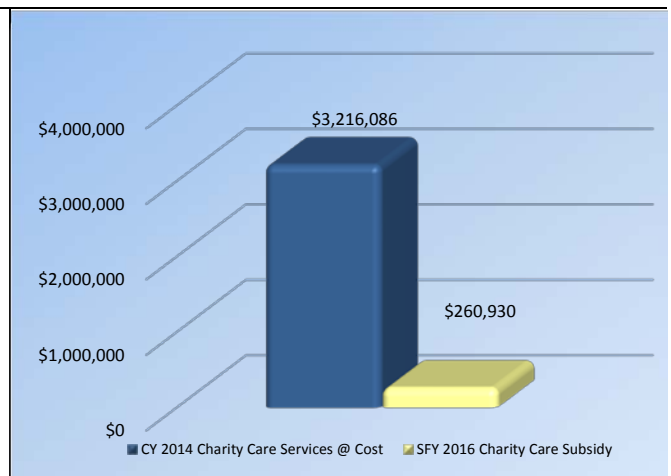
- Hospitals also give back to the community by serving as the primary source of medical services for the state's 700,000 uninsured, thus serving as the healthcare safety net for the most needy.
- In 2015, uninsured patients presented at Cape Regional Medical Center on 14,021 occasions.
- New Jersey's general hospitals are predominantly not-for-profit entities — any excess revenue over expenses is returned to the community in the form of new medical technology, expanded hospital services, maintenance and expansion of physical infrastructure and the enhanced ability to hire and maintain skilled workforce.

ANNUAL TAXES

Cape Regional Medical Center pays \$866,900 annually in taxes including:

- 0.53 Percent Assessment: \$642,900
- Adjusted Admissions Assessment: \$183,100
- Newborn Screening Fees: \$41,000
- Other assessments such as New Jersey Poison Information & Education System (NJPIES) and Maternal and Child Health Consortium Assessment
- In addition, hospitals support their local municipalities through voluntary, negotiated payments and in-kind contributions.

SFY 2017 CHARITY CARE SUBSIDY SHORTFALL



Capital Health Medical Center - Hopewell

ANNUAL CONTRIBUTIONS TO THE LOCAL AND STATE ECONOMY

Total Expenditures: \$367,260,000

▪ **1,677 full-time equivalent jobs, including:**

Nursing:	411
Therapy:	63
Radiology:	112
Pharmacy:	29
Pathology and Laboratory:	57
Dietary/Housekeeping/Maintenance:	154
Total Employee Payroll:	\$126,875,000
Estimated State Income Taxes Paid by Employees:	\$7,009,800

▪ **Purchased Services of \$42,958,000, including:**

Contracted Labor: \$17,001,000
Pharmaceutical Drugs: \$18,566,000
Dietary/Laundry/Housekeeping Supplies: \$2,294,000
Building Supplies: \$42,000
Utilities: \$5,055,000 including:
\$3,844,000 in Electric
\$1,003,000 in Oil & Gas
\$255,000 in Water/Sewage/Disposal

ANNUAL CONTRIBUTIONS AS A HEALTHCARE SAFETY NET

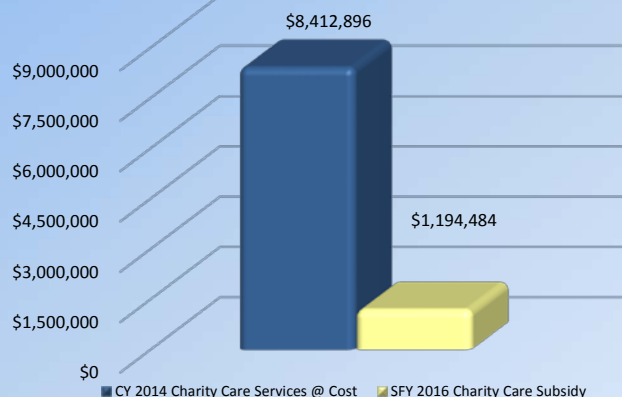
- Hospitals also give back to the community by serving as the primary source of medical services for the state's 700,000 uninsured, thus serving as the healthcare safety net for the most needy.
- In 2015, uninsured patients presented at Capital Health Medical Center - Hopewell on 20,005 occasions.
- New Jersey's general hospitals are predominantly not-for-profit entities — any excess revenue over expenses is returned to the community in the form of new medical technology, expanded hospital services, maintenance and expansion of physical infrastructure and the enhanced ability to hire and maintain skilled workforce.

ANNUAL TAXES

Capital Health Medical Center - Hopewell pays \$2,724,800 annually in taxes including:

- 0.53 Percent Assessment: \$1,833,600
- Adjusted Admissions Assessment: \$336,800
- Newborn Screening Fees: \$554,400
- Other assessments such as New Jersey Poison Information & Education System (NJPIES) and Maternal and Child Health Consortium Assessment
- In addition, hospitals support their local municipalities through voluntary, negotiated payments and in-kind contributions.

SFY 2017 CHARITY CARE SUBSIDY SHORTFALL



Capital Health Regional Medical Center

ANNUAL CONTRIBUTIONS TO THE LOCAL AND STATE ECONOMY

Total Expenditures: \$285,178,000

▪ **1,656 full-time equivalent jobs, including:**

Nursing:	480
Therapy:	71
Radiology:	64
Pharmacy:	37
Pathology and Laboratory:	48
Dietary/Housekeeping/Maintenance:	144
Total Employee Payroll:	\$123,149,000
Estimated State Income Taxes Paid by Employees:	\$6,804,000

▪ **Purchased Services of \$29,061,000, including:**

Contracted Labor: \$17,445,000
Pharmaceutical Drugs: \$6,839,000
Dietary/Laundry/Housekeeping Supplies: \$1,729,000
Building Supplies: \$21,000
Utilities: \$3,027,000 including:
\$2,117,000 in Electric
\$527,000 in Oil & Gas
\$404,000 in Water/Sewage/Disposal

ANNUAL CONTRIBUTIONS AS A HEALTHCARE SAFETY NET

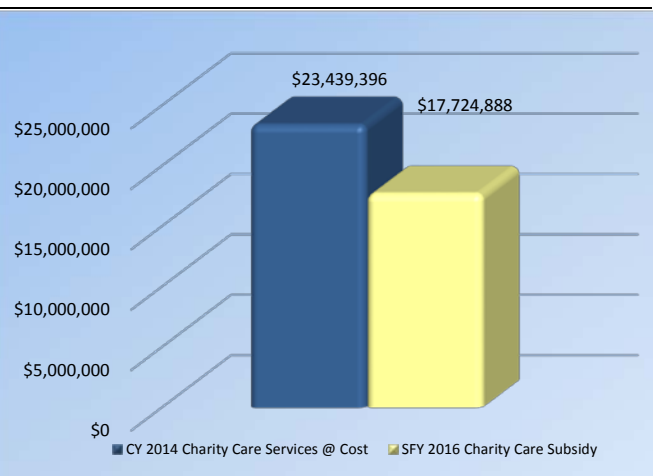
- Hospitals also give back to the community by serving as the primary source of medical services for the state's 700,000 uninsured, thus serving as the healthcare safety net for the most needy.
- In 2015, uninsured patients presented at Capital Health Regional Medical Center on 64,273 occasions.
- New Jersey's general hospitals are predominantly not-for-profit entities — any excess revenue over expenses is returned to the community in the form of new medical technology, expanded hospital services, maintenance and expansion of physical infrastructure and the enhanced ability to hire and maintain skilled workforce.

ANNUAL TAXES

Capital Health Regional Medical Center pays \$1,671,800 annually in taxes including:

- 0.53 Percent Assessment: \$1,518,500
- Adjusted Admissions Assessment: \$152,500
- Newborn Screening Fees: \$700
- Other assessments such as New Jersey Poison Information & Education System (NJPIES) and Maternal and Child Health Consortium Assessment
- In addition, hospitals support their local municipalities through voluntary, negotiated payments and in-kind contributions.

SFY 2017 CHARITY CARE SUBSIDY SHORTFALL



CarePoint Health Bayonne Medical Center

ANNUAL CONTRIBUTIONS TO THE LOCAL AND STATE ECONOMY

Total Expenditures: \$184,242,000

▪ **784 full-time equivalent jobs, including:**

Nursing:	216
Therapy:	27
Radiology:	36
Pharmacy:	28
Pathology and Laboratory:	35
Dietary/Housekeeping/Maintenance:	112
Total Employee Payroll:	\$50,508,000
Estimated State Income Taxes Paid by Employees:	\$2,790,600

▪ **Purchased Services of \$60,315,000, including:**

Contracted Labor: \$49,125,000
Pharmaceutical Drugs: \$7,802,000
Dietary/Laundry/Housekeeping Supplies: \$1,636,000
Building Supplies: \$158,000
Utilities: \$1,594,000 including:
\$518,000 in Electric
\$805,000 in Oil & Gas
\$271,000 in Water/Sewage/Disposal

ANNUAL CONTRIBUTIONS AS A HEALTHCARE SAFETY NET

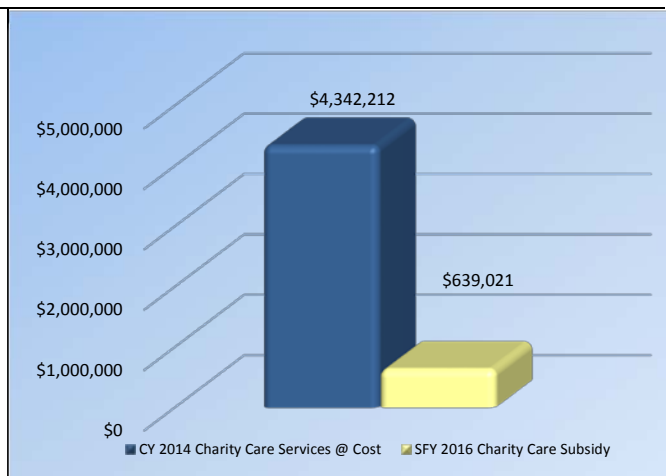
- Hospitals also give back to the community by serving as the primary source of medical services for the state's 700,000 uninsured, thus serving as the healthcare safety net for the most needy.
- In 2015, uninsured patients presented at CarePoint Health Bayonne Medical Center on 6,123 occasions.
- New Jersey's general hospitals are predominantly not-for-profit entities — any excess revenue over expenses is returned to the community in the form of new medical technology, expanded hospital services, maintenance and expansion of physical infrastructure and the enhanced ability to hire and maintain skilled workforce.

ANNUAL TAXES

CarePoint Health Bayonne Medical Center pays \$1,113,000 annually in taxes including:

- 0.53 Percent Assessment: \$1,001,100
- Adjusted Admissions Assessment: \$111,900
- Newborn Screening Fees: \$0
- Other assessments such as New Jersey Poison Information & Education System (NJPIES) and Maternal and Child Health Consortium Assessment
- In addition, hospitals support their local municipalities through voluntary, negotiated payments and in-kind contributions.

SFY 2017 CHARITY CARE SUBSIDY SHORTFALL



CarePoint Health Christ Hospital

ANNUAL CONTRIBUTIONS TO THE LOCAL AND STATE ECONOMY

Total Expenditures: \$213,295,000

▪ **951 full-time equivalent jobs, including:**

Nursing:	252
Therapy:	21
Radiology:	65
Pharmacy:	20
Pathology and Laboratory:	43
Dietary/Housekeeping/Maintenance:	92
Total Employee Payroll:	\$71,100,000
Estimated State Income Taxes Paid by Employees:	\$3,928,300

▪ **Purchased Services of \$69,145,000, including:**

Contracted Labor: \$58,903,000
Pharmaceutical Drugs: \$7,074,000
Dietary/Laundry/Housekeeping Supplies: \$304,000
Building Supplies: \$256,000
Utilities: \$2,608,000 including:
\$1,476,000 in Electric
\$614,000 in Oil & Gas
\$518,000 in Water/Sewage/Disposal

ANNUAL CONTRIBUTIONS AS A HEALTHCARE SAFETY NET

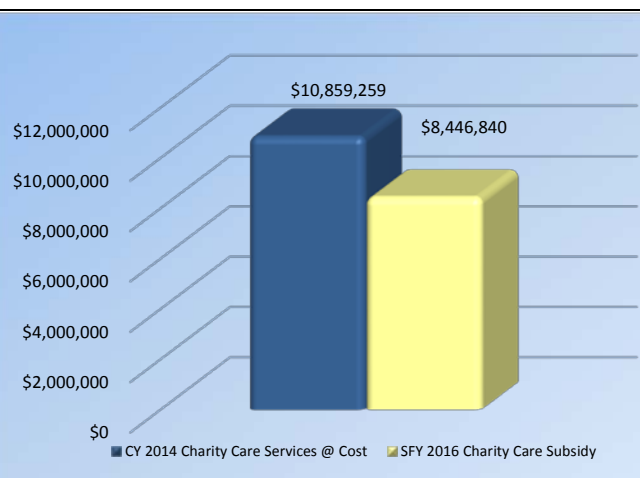
- Hospitals also give back to the community by serving as the primary source of medical services for the state's 700,000 uninsured, thus serving as the healthcare safety net for the most needy.
- In 2015, uninsured patients presented at CarePoint Health Christ Hospital on 24,658 occasions.
- New Jersey's general hospitals are predominantly not-for-profit entities — any excess revenue over expenses is returned to the community in the form of new medical technology, expanded hospital services, maintenance and expansion of physical infrastructure and the enhanced ability to hire and maintain skilled workforce.

ANNUAL TAXES

CarePoint Health Christ Hospital pays \$1,388,000 annually in taxes including:

- 0.53 Percent Assessment: \$1,150,100
- Adjusted Admissions Assessment: \$163,900
- Newborn Screening Fees: \$74,100
- Other assessments such as New Jersey Poison Information & Education System (NJPIES) and Maternal and Child Health Consortium Assessment
- In addition, hospitals support their local municipalities through voluntary, negotiated payments and in-kind contributions.

SFY 2017 CHARITY CARE SUBSIDY SHORTFALL



CarePoint Health Hoboken University Medical Center

ANNUAL CONTRIBUTIONS TO THE LOCAL AND STATE ECONOMY

Total Expenditures: \$195,462,000

▪ **1,018 full-time equivalent jobs, including:**

Nursing:	254
Therapy:	23
Radiology:	36
Pharmacy:	23
Pathology and Laboratory:	29
Dietary/Housekeeping/Maintenance:	138
Total Employee Payroll:	\$64,605,000
Estimated State Income Taxes Paid by Employees:	\$3,569,400

▪ **Purchased Services of \$65,317,000, including:**

Contracted Labor: \$57,516,000
Pharmaceutical Drugs: \$5,550,000
Dietary/Laundry/Housekeeping Supplies: \$234,000
Building Supplies: \$184,000
Utilities: \$1,833,000 including:
\$1,013,000 in Electric
\$276,000 in Oil & Gas
\$544,000 in Water/Sewage/Disposal

ANNUAL CONTRIBUTIONS AS A HEALTHCARE SAFETY NET

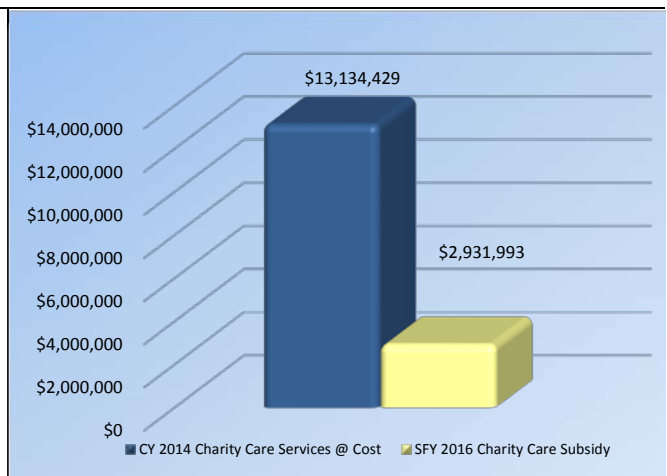
- Hospitals also give back to the community by serving as the primary source of medical services for the state's 700,000 uninsured, thus serving as the healthcare safety net for the most needy.
- In 2015, uninsured patients presented at CarePoint Health Hoboken University Medical Center on 28,133 occasions.
- New Jersey's general hospitals are predominantly not-for-profit entities — any excess revenue over expenses is returned to the community in the form of new medical technology, expanded hospital services, maintenance and expansion of physical infrastructure and the enhanced ability to hire and maintain skilled workforce.

ANNUAL TAXES

CarePoint Health Hoboken University Medical Center pays \$1,343,900 annually in taxes including:

- 0.53 Percent Assessment: \$1,093,100
- Adjusted Admissions Assessment: \$143,000
- Newborn Screening Fees: \$107,800
- Other assessments such as New Jersey Poison Information & Education System (NJPIES) and Maternal and Child Health Consortium Assessment
- In addition, hospitals support their local municipalities through voluntary, negotiated payments and in-kind contributions.

SFY 2017 CHARITY CARE SUBSIDY SHORTFALL



CentraState Medical Center

ANNUAL CONTRIBUTIONS TO THE LOCAL AND STATE ECONOMY

Total Expenditures: \$261,232,000

▪ **1,637 full-time equivalent jobs, including:**

Nursing:	505
Therapy:	98
Radiology:	106
Pharmacy:	38
Pathology and Laboratory:	75
Dietary/Housekeeping/Maintenance:	166
Total Employee Payroll:	\$107,550,000
Estimated State Income Taxes Paid by Employees:	\$5,942,100

▪ **Purchased Services of \$28,750,000, including:**

Contracted Labor: \$2,525,000
Pharmaceutical Drugs: \$21,163,000
Dietary/Laundry/Housekeeping Supplies: \$1,887,000
Building Supplies: \$242,000
Utilities: \$2,933,000 including:
\$2,280,000 in Electric
\$369,000 in Oil & Gas
\$284,000 in Water/Sewage/Disposal

ANNUAL CONTRIBUTIONS AS A HEALTHCARE SAFETY NET

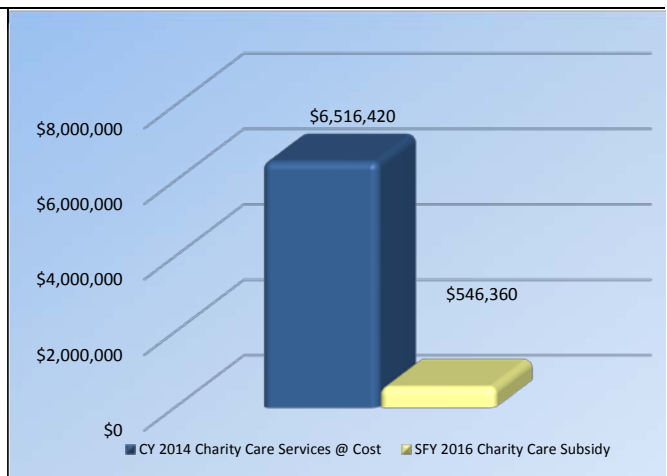
- Hospitals also give back to the community by serving as the primary source of medical services for the state's 700,000 uninsured, thus serving as the healthcare safety net for the most needy.
- In 2015, uninsured patients presented at CentraState Medical Center on 22,663 occasions.
- New Jersey's general hospitals are predominantly not-for-profit entities — any excess revenue over expenses is returned to the community in the form of new medical technology, expanded hospital services, maintenance and expansion of physical infrastructure and the enhanced ability to hire and maintain skilled workforce.

ANNUAL TAXES

CentraState Medical Center pays \$1,870,100 annually in taxes including:

- 0.53 Percent Assessment: \$1,430,300
- Adjusted Admissions Assessment: \$316,700
- Newborn Screening Fees: \$123,100
- Other assessments such as New Jersey Poison Information & Education System (NJPIES) and Maternal and Child Health Consortium Assessment
- In addition, hospitals support their local municipalities through voluntary, negotiated payments and in-kind contributions.

SFY 2017 CHARITY CARE SUBSIDY SHORTFALL



Chilton Medical Center

ANNUAL CONTRIBUTIONS TO THE LOCAL AND STATE ECONOMY

Total Expenditures: \$203,078,000

▪ **1,208 full-time equivalent jobs, including:**

Nursing:	306
Therapy:	56
Radiology:	70
Pharmacy:	26
Pathology and Laboratory:	48
Dietary/Housekeeping/Maintenance:	116
Total Employee Payroll:	\$85,254,000
Estimated State Income Taxes Paid by Employees:	\$4,710,300

▪ **Purchased Services of \$19,937,000, including:**

Contracted Labor: \$7,043,000
Pharmaceutical Drugs: \$9,086,000
Dietary/Laundry/Housekeeping Supplies: \$1,403,000
Building Supplies: \$199,000
Utilities: \$2,206,000 including:
\$1,215,000 in Electric
\$396,000 in Oil & Gas
\$595,000 in Water/Sewage/Disposal

ANNUAL CONTRIBUTIONS AS A HEALTHCARE SAFETY NET

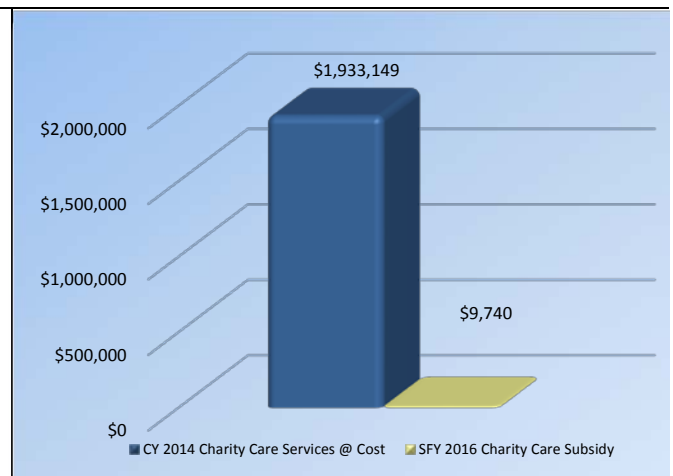
- Hospitals also give back to the community by serving as the primary source of medical services for the state's 700,000 uninsured, thus serving as the healthcare safety net for the most needy.
- In 2015, uninsured patients presented at Chilton Medical Center on 4,308 occasions.
- New Jersey's general hospitals are predominantly not-for-profit entities — any excess revenue over expenses is returned to the community in the form of new medical technology, expanded hospital services, maintenance and expansion of physical infrastructure and the enhanced ability to hire and maintain skilled workforce.

ANNUAL TAXES

Chilton Medical Center pays \$1,331,200 annually in taxes including:

- 0.53 Percent Assessment: \$1,097,300
- Adjusted Admissions Assessment: \$166,500
- Newborn Screening Fees: \$67,400
- Other assessments such as New Jersey Poison Information & Education System (NJPIES) and Maternal and Child Health Consortium Assessment
- In addition, hospitals support their local municipalities through voluntary, negotiated payments and in-kind contributions.

SFY 2017 CHARITY CARE SUBSIDY SHORTFALL



Clara Maass Medical Center

ANNUAL CONTRIBUTIONS TO THE LOCAL AND STATE ECONOMY

Total Expenditures: \$260,563,000

▪ **1,472 full-time equivalent jobs, including:**

Nursing:	454
Therapy:	58
Radiology:	91
Pharmacy:	38
Pathology and Laboratory:	49
Dietary/Housekeeping/Maintenance:	163
Total Employee Payroll:	\$106,177,000
Estimated State Income Taxes Paid by Employees:	\$5,866,300

▪ **Purchased Services of \$32,441,000, including:**

Contracted Labor: \$13,915,000
Pharmaceutical Drugs: \$13,863,000
Dietary/Laundry/Housekeeping Supplies: \$1,564,000
Building Supplies: \$236,000
Utilities: \$2,863,000 including:
\$1,920,000 in Electric
\$660,000 in Oil & Gas
\$283,000 in Water/Sewage/Disposal

ANNUAL CONTRIBUTIONS AS A HEALTHCARE SAFETY NET

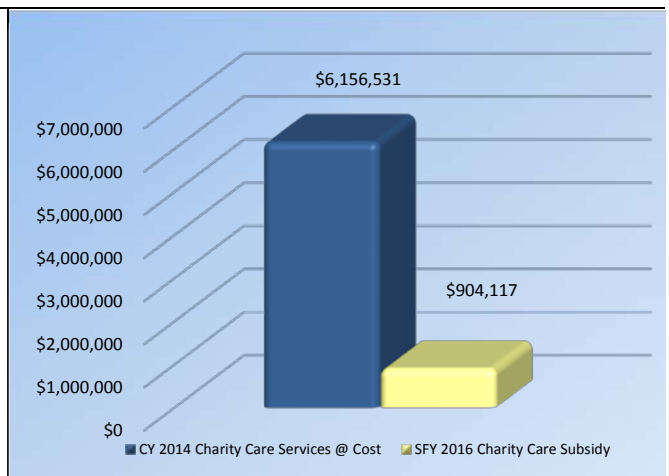
- Hospitals also give back to the community by serving as the primary source of medical services for the state's 700,000 uninsured, thus serving as the healthcare safety net for the most needy.
- In 2015, uninsured patients presented at Clara Maass Medical Center on 20,136 occasions.
- New Jersey's general hospitals are predominantly not-for-profit entities — any excess revenue over expenses is returned to the community in the form of new medical technology, expanded hospital services, maintenance and expansion of physical infrastructure and the enhanced ability to hire and maintain skilled workforce.

ANNUAL TAXES

Clara Maass Medical Center pays \$1,950,800 annually in taxes including:

- 0.53 Percent Assessment: \$1,525,400
- Adjusted Admissions Assessment: \$265,200
- Newborn Screening Fees: \$160,200
- Other assessments such as New Jersey Poison Information & Education System (NJPIES) and Maternal and Child Health Consortium Assessment
- In addition, hospitals support their local municipalities through voluntary, negotiated payments and in-kind contributions.

SFY 2017 CHARITY CARE SUBSIDY SHORTFALL



Community Medical Center

ANNUAL CONTRIBUTIONS TO THE LOCAL AND STATE ECONOMY

Total Expenditures: \$357,152,000

▪ **1,902 full-time equivalent jobs, including:**

Nursing:	658
Therapy:	94
Radiology:	149
Pharmacy:	49
Pathology and Laboratory:	105
Dietary/Housekeeping/Maintenance:	205
Total Employee Payroll:	\$127,650,000
Estimated State Income Taxes Paid by Employees:	\$7,052,700

▪ **Purchased Services of \$53,365,000, including:**

Contracted Labor: \$19,224,000
Pharmaceutical Drugs: \$26,532,000
Dietary/Laundry/Housekeeping Supplies: \$2,560,000
Building Supplies: \$518,000
Utilities: \$4,531,000 including:
\$3,113,000 in Electric
\$831,000 in Oil & Gas
\$587,000 in Water/Sewage/Disposal

ANNUAL CONTRIBUTIONS AS A HEALTHCARE SAFETY NET

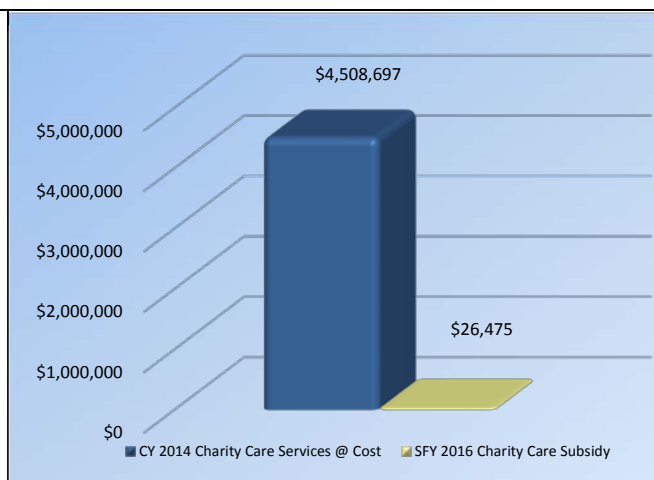
- Hospitals also give back to the community by serving as the primary source of medical services for the state's 700,000 uninsured, thus serving as the healthcare safety net for the most needy.
- In 2015, uninsured patients presented at Community Medical Center on 8,939 occasions.
- New Jersey's general hospitals are predominantly not-for-profit entities — any excess revenue over expenses is returned to the community in the form of new medical technology, expanded hospital services, maintenance and expansion of physical infrastructure and the enhanced ability to hire and maintain skilled workforce.

ANNUAL TAXES

Community Medical Center pays \$2,675,600 annually in taxes including:

- 0.53 Percent Assessment: \$2,070,400
- Adjusted Admissions Assessment: \$375,500
- Newborn Screening Fees: \$229,700
- Other assessments such as New Jersey Poison Information & Education System (NJPIES) and Maternal and Child Health Consortium Assessment
- In addition, hospitals support their local municipalities through voluntary, negotiated payments and in-kind contributions.

SFY 2017 CHARITY CARE SUBSIDY SHORTFALL



Cooper University Hospital

ANNUAL CONTRIBUTIONS TO THE LOCAL AND STATE ECONOMY

Total Expenditures: \$799,064,000

▪ **3,941 full-time equivalent jobs, including:**

Nursing:	895
Therapy:	145
Radiology:	178
Pharmacy:	70
Pathology and Laboratory:	145
Dietary/Housekeeping/Maintenance:	371
Total Employee Payroll:	\$337,150,000
Estimated State Income Taxes Paid by Employees:	\$18,627,500

▪ **Purchased Services of \$48,834,000, including:**

Contracted Labor: \$15,603,000
Pharmaceutical Drugs: \$21,875,000
Dietary/Laundry/Housekeeping Supplies: \$3,000,000
Building Supplies: \$9,000
Utilities: \$8,347,000 including:
\$4,945,000 in Electric
\$1,700,000 in Oil & Gas
\$1,702,000 in Water/Sewage/Disposal

ANNUAL CONTRIBUTIONS AS A HEALTHCARE SAFETY NET

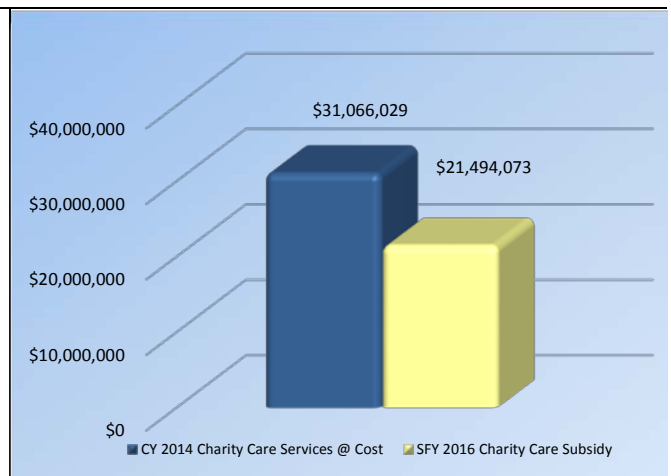
- Hospitals also give back to the community by serving as the primary source of medical services for the state's 700,000 uninsured, thus serving as the healthcare safety net for the most needy.
- In 2015, uninsured patients presented at Cooper University Hospital on 12,814 occasions.
- New Jersey's general hospitals are predominantly not-for-profit entities — any excess revenue over expenses is returned to the community in the form of new medical technology, expanded hospital services, maintenance and expansion of physical infrastructure and the enhanced ability to hire and maintain skilled workforce.

ANNUAL TAXES

Cooper University Hospital pays \$5,156,700 annually in taxes including:

- 0.53 Percent Assessment: \$4,532,900
- Adjusted Admissions Assessment: \$490,300
- Newborn Screening Fees: \$133,500
- Other assessments such as New Jersey Poison Information & Education System (NJPIES) and Maternal and Child Health Consortium Assessment
- In addition, hospitals support their local municipalities through voluntary, negotiated payments and in-kind contributions.

SFY 2017 CHARITY CARE SUBSIDY SHORTFALL



Deborah Heart and Lung Center

ANNUAL CONTRIBUTIONS TO THE LOCAL AND STATE ECONOMY

Total Expenditures: \$165,852,000

▪ **854 full-time equivalent jobs, including:**

Nursing:	183
Therapy:	30
Radiology:	38
Pharmacy:	18
Pathology and Laboratory:	39
Dietary/Housekeeping/Maintenance:	107
Total Employee Payroll:	\$69,049,000
Estimated State Income Taxes Paid by Employees:	\$3,815,000

▪ **Purchased Services of \$13,564,000, including:**

Contracted Labor: \$6,622,000
Pharmaceutical Drugs: \$4,049,000
Dietary/Laundry/Housekeeping Supplies: \$1,123,000
Building Supplies: \$1,000
Utilities: \$1,769,000 including:
\$1,239,000 in Electric
\$358,000 in Oil & Gas
\$172,000 in Water/Sewage/Disposal

ANNUAL CONTRIBUTIONS AS A HEALTHCARE SAFETY NET

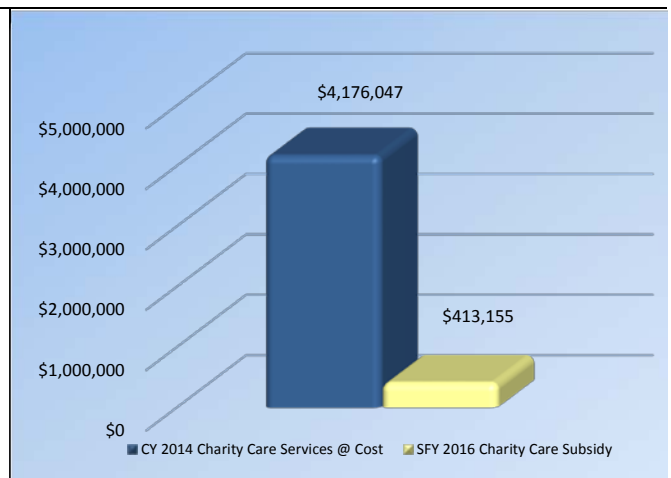
- Hospitals also give back to the community by serving as the primary source of medical services for the state's 700,000 uninsured, thus serving as the healthcare safety net for the most needy.
- In 2015, uninsured patients presented at Deborah Heart and Lung Center on 2,736 occasions.
- New Jersey's general hospitals are predominantly not-for-profit entities — any excess revenue over expenses is returned to the community in the form of new medical technology, expanded hospital services, maintenance and expansion of physical infrastructure and the enhanced ability to hire and maintain skilled workforce.

ANNUAL TAXES

Deborah Heart and Lung Center pays \$975,300 annually in taxes including:

- 0.53 Percent Assessment: \$910,300
- Adjusted Admissions Assessment: \$65,100
- Newborn Screening Fees: \$0
- Other assessments such as New Jersey Poison Information & Education System (NJPIES) and Maternal and Child Health Consortium Assessment
- In addition, hospitals support their local municipalities through voluntary, negotiated payments and in-kind contributions.

SFY 2017 CHARITY CARE SUBSIDY SHORTFALL



East Orange General Hospital

ANNUAL CONTRIBUTIONS TO THE LOCAL AND STATE ECONOMY

Total Expenditures: \$105,948,000

▪ **712 full-time equivalent jobs, including:**

Nursing:	233
Therapy:	21
Radiology:	22
Pharmacy:	0
Pathology and Laboratory:	22
Dietary/Housekeeping/Maintenance:	83
Total Employee Payroll:	\$42,497,000
Estimated State Income Taxes Paid by Employees:	\$2,348,000

▪ **Purchased Services of \$24,570,000, including:**

Contracted Labor: \$17,878,000
Pharmaceutical Drugs: \$3,802,000
Dietary/Laundry/Housekeeping Supplies: \$828,000
Building Supplies: \$210,000
Utilities: \$1,852,000 including:
\$1,164,000 in Electric
\$208,000 in Oil & Gas
\$480,000 in Water/Sewage/Disposal

ANNUAL CONTRIBUTIONS AS A HEALTHCARE SAFETY NET

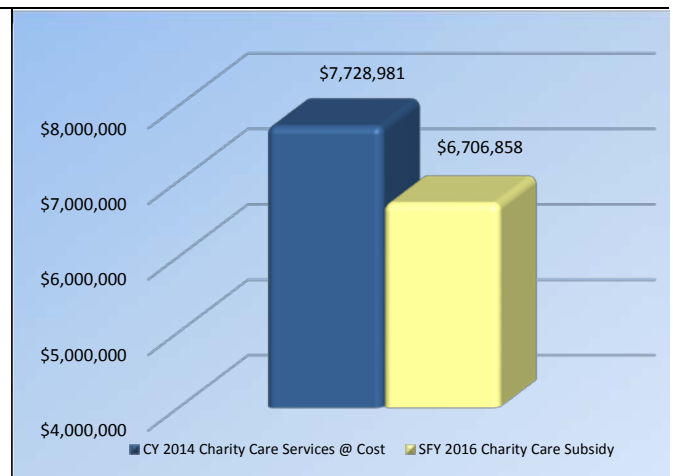
- Hospitals also give back to the community by serving as the primary source of medical services for the state's 700,000 uninsured, thus serving as the healthcare safety net for the most needy.
- In 2015, uninsured patients presented at East Orange General Hospital on 10,576 occasions.
- New Jersey's general hospitals are predominantly not-for-profit entities — any excess revenue over expenses is returned to the community in the form of new medical technology, expanded hospital services, maintenance and expansion of physical infrastructure and the enhanced ability to hire and maintain skilled workforce.

ANNUAL TAXES

East Orange General Hospital pays \$569,900 annually in taxes including:

- 0.53 Percent Assessment: \$482,400
- Adjusted Admissions Assessment: \$87,500
- Newborn Screening Fees: \$0
- Other assessments such as New Jersey Poison Information & Education System (NJPIES) and Maternal and Child Health Consortium Assessment
- In addition, hospitals support their local municipalities through voluntary, negotiated payments and in-kind contributions.

SFY 2017 CHARITY CARE SUBSIDY SHORTFALL



Englewood Hospital and Medical Center

ANNUAL CONTRIBUTIONS TO THE LOCAL AND STATE ECONOMY

Total Expenditures: \$491,566,000

▪ **1,977 full-time equivalent jobs, including:**

Nursing:	523
Therapy:	63
Radiology:	210
Pharmacy:	47
Pathology and Laboratory:	105
Dietary/Housekeeping/Maintenance:	122
Total Employee Payroll:	\$143,302,000
Estimated State Income Taxes Paid by Employees:	\$7,917,400

▪ **Purchased Services of \$78,331,000, including:**

Contracted Labor: \$37,343,000
Pharmaceutical Drugs: \$32,487,000
Dietary/Laundry/Housekeeping Supplies: \$2,777,000
Building Supplies: \$161,000
Utilities: \$5,563,000 including:
\$3,764,000 in Electric
\$1,155,000 in Oil & Gas
\$644,000 in Water/Sewage/Disposal

ANNUAL CONTRIBUTIONS AS A HEALTHCARE SAFETY NET

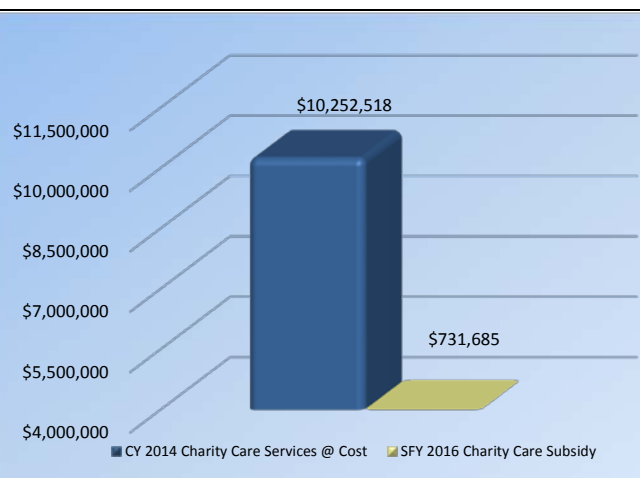
- Hospitals also give back to the community by serving as the primary source of medical services for the state's 700,000 uninsured, thus serving as the healthcare safety net for the most needy.
- In 2015, uninsured patients presented at Englewood Hospital and Medical Center on 68,989 occasions.
- New Jersey's general hospitals are predominantly not-for-profit entities — any excess revenue over expenses is returned to the community in the form of new medical technology, expanded hospital services, maintenance and expansion of physical infrastructure and the enhanced ability to hire and maintain skilled workforce.

ANNUAL TAXES

Englewood Hospital and Medical Center pays \$3,601,100 annually in taxes including:

- 0.53 Percent Assessment: \$2,670,000
- Adjusted Admissions Assessment: \$716,200
- Newborn Screening Fees: \$214,900
- Other assessments such as New Jersey Poison Information & Education System (NJPIES) and Maternal and Child Health Consortium Assessment
- In addition, hospitals support their local municipalities through voluntary, negotiated payments and in-kind contributions.

SFY 2017 CHARITY CARE SUBSIDY SHORTFALL



Hackensack University Medical Center

ANNUAL CONTRIBUTIONS TO THE LOCAL AND STATE ECONOMY

Total Expenditures: \$1,582,040,000

▪ **7,497 full-time equivalent jobs, including:**

Nursing:	1,621
Therapy:	182
Radiology:	688
Pharmacy:	156
Pathology and Laboratory:	299
Dietary/Housekeeping/Maintenance:	512
Total Employee Payroll:	\$632,890,000
Estimated State Income Taxes Paid by Employees:	\$34,967,200

▪ **Purchased Services of \$216,948,000, including:**

Contracted Labor: \$34,572,000
Pharmaceutical Drugs: \$163,864,000
Dietary/Laundry/Housekeeping Supplies: \$5,024,000
Building Supplies: \$644,000
Utilities: \$12,844,000 including:
\$9,150,000 in Electric
\$2,758,000 in Oil & Gas
\$936,000 in Water/Sewage/Disposal

ANNUAL CONTRIBUTIONS AS A HEALTHCARE SAFETY NET

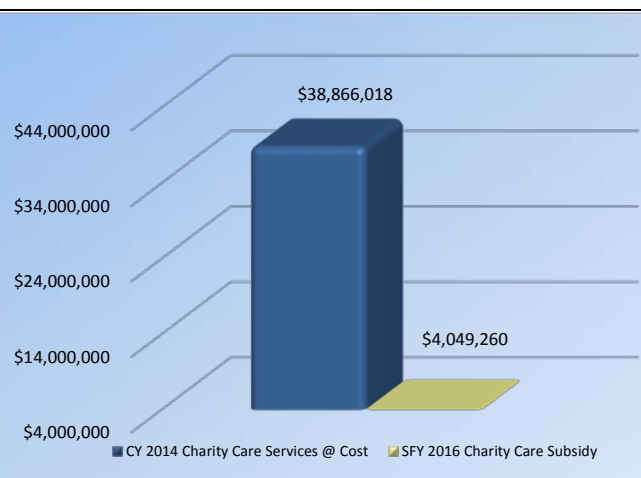
- Hospitals also give back to the community by serving as the primary source of medical services for the state's 700,000 uninsured, thus serving as the healthcare safety net for the most needy.
- In 2015, uninsured patients presented at Hackensack University Medical Center on 26,763 occasions.
- New Jersey's general hospitals are predominantly not-for-profit entities — any excess revenue over expenses is returned to the community in the form of new medical technology, expanded hospital services, maintenance and expansion of physical infrastructure and the enhanced ability to hire and maintain skilled workforce.

ANNUAL TAXES

Hackensack University Medical Center pays \$10,284,700 annually in taxes including:

- 0.53 Percent Assessment: \$8,825,500
- Adjusted Admissions Assessment: \$928,900
- Newborn Screening Fees: \$530,400
- Other assessments such as New Jersey Poison Information & Education System (NJPIES) and Maternal and Child Health Consortium Assessment
- In addition, hospitals support their local municipalities through voluntary, negotiated payments and in-kind contributions.

SFY 2017 CHARITY CARE SUBSIDY SHORTFALL



HackensackUMC at Pascack Valley

ANNUAL CONTRIBUTIONS TO THE LOCAL AND STATE ECONOMY

Total Expenditures: \$95,863,000

▪ **418 full-time equivalent jobs, including:**

Nursing:	108
Therapy:	23
Radiology:	32
Pharmacy:	12
Pathology and Laboratory:	24
Dietary/Housekeeping/Maintenance:	40
Total Employee Payroll:	\$30,288,000
Estimated State Income Taxes Paid by Employees:	\$1,673,400

▪ **Purchased Services of \$10,559,000, including:**

Contracted Labor: \$5,571,000
Pharmaceutical Drugs: \$2,315,000
Dietary/Laundry/Housekeeping Supplies: \$650,000
Building Supplies: \$2,000
Utilities: \$2,021,000 including:
\$1,407,000 in Electric
\$365,000 in Oil & Gas
\$249,000 in Water/Sewage/Disposal

ANNUAL CONTRIBUTIONS AS A HEALTHCARE SAFETY NET

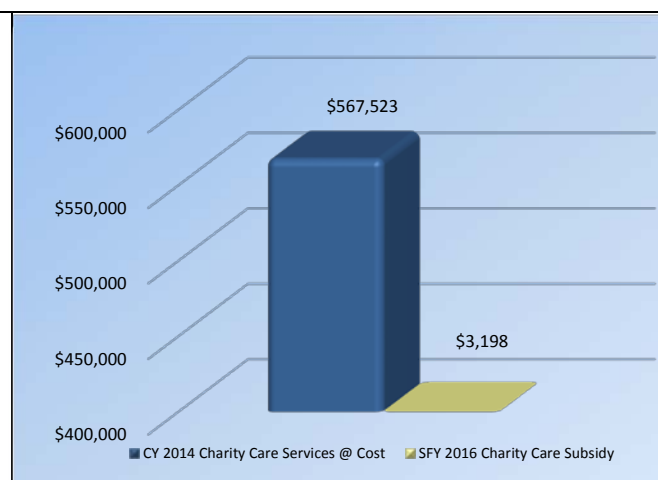
- Hospitals also give back to the community by serving as the primary source of medical services for the state's 700,000 uninsured, thus serving as the healthcare safety net for the most needy.
- In 2015, uninsured patients presented at HackensackUMC at Pascack Valley on 789 occasions.
- New Jersey's general hospitals are predominantly not-for-profit entities — any excess revenue over expenses is returned to the community in the form of new medical technology, expanded hospital services, maintenance and expansion of physical infrastructure and the enhanced ability to hire and maintain skilled workforce.

ANNUAL TAXES

HackensackUMC at Pascack Valley pays \$607,700 annually in taxes including:

- 0.53 Percent Assessment: \$489,300
- Adjusted Admissions Assessment: \$66,400
- Newborn Screening Fees: \$52,000
- Other assessments such as New Jersey Poison Information & Education System (NJPIES) and Maternal and Child Health Consortium Assessment
- In addition, hospitals support their local municipalities through voluntary, negotiated payments and in-kind contributions.

SFY 2017 CHARITY CARE SUBSIDY SHORTFALL



HackensackUMC Mountainside

ANNUAL CONTRIBUTIONS TO THE LOCAL AND STATE ECONOMY

Total Expenditures: \$222,213,000

▪ **1,586 full-time equivalent jobs, including:**

Nursing:	254
Therapy:	39
Radiology:	53
Pharmacy:	22
Pathology and Laboratory:	50
Dietary/Housekeeping/Maintenance:	152
Total Employee Payroll:	\$85,648,000
Estimated State Income Taxes Paid by Employees:	\$4,732,100

▪ **Purchased Services of \$13,135,000, including:**

Contracted Labor: \$1,862,000
Pharmaceutical Drugs: \$6,971,000
Dietary/Laundry/Housekeeping Supplies: \$221,000
Building Supplies: \$116,000
Utilities: \$3,965,000 including:
\$2,890,000 in Electric
\$707,000 in Oil & Gas
\$368,000 in Water/Sewage/Disposal

ANNUAL CONTRIBUTIONS AS A HEALTHCARE SAFETY NET

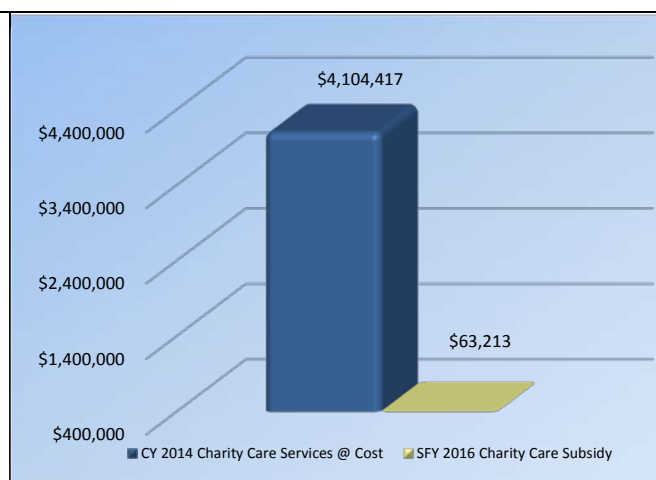
- Hospitals also give back to the community by serving as the primary source of medical services for the state's 700,000 uninsured, thus serving as the healthcare safety net for the most needy.
- In 2015, uninsured patients presented at HackensackUMC Mountainside on 5,059 occasions.
- New Jersey's general hospitals are predominantly not-for-profit entities — any excess revenue over expenses is returned to the community in the form of new medical technology, expanded hospital services, maintenance and expansion of physical infrastructure and the enhanced ability to hire and maintain skilled workforce.

ANNUAL TAXES

HackensackUMC Mountainside pays \$1,712,800 annually in taxes including:

- 0.53 Percent Assessment: \$1,309,100
- Adjusted Admissions Assessment: \$268,100
- Newborn Screening Fees: \$135,600
- Other assessments such as New Jersey Poison Information & Education System (NJPIES) and Maternal and Child Health Consortium Assessment
- In addition, hospitals support their local municipalities through voluntary, negotiated payments and in-kind contributions.

SFY 2017 CHARITY CARE SUBSIDY SHORTFALL



HackensackUMC Palisades

ANNUAL CONTRIBUTIONS TO THE LOCAL AND STATE ECONOMY

Total Expenditures: \$174,652,000

▪ **988 full-time equivalent jobs, including:**

Nursing:	244
Therapy:	44
Radiology:	44
Pharmacy:	19
Pathology and Laboratory:	46
Dietary/Housekeeping/Maintenance:	108
Total Employee Payroll:	\$70,477,000
Estimated State Income Taxes Paid by Employees:	\$3,893,900

▪ **Purchased Services of \$20,920,000, including:**

Contracted Labor: \$12,768,000
Pharmaceutical Drugs: \$5,007,000
Dietary/Laundry/Housekeeping Supplies: \$1,570,000
Building Supplies: \$67,000
Utilities: \$1,508,000 including:
\$1,164,000 in Electric
\$256,000 in Oil & Gas
\$88,000 in Water/Sewage/Disposal

ANNUAL CONTRIBUTIONS AS A HEALTHCARE SAFETY NET

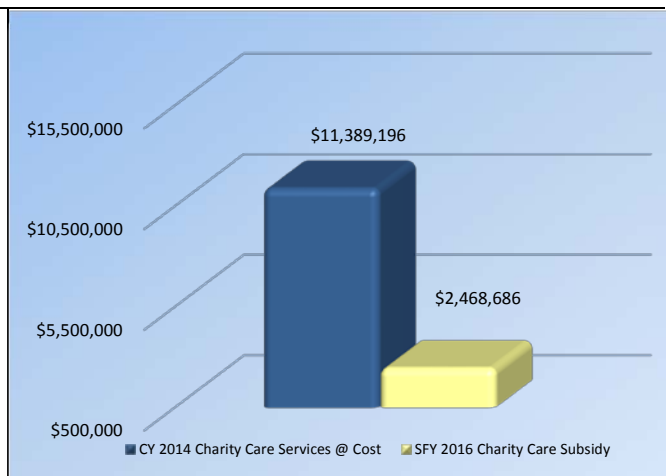
- Hospitals also give back to the community by serving as the primary source of medical services for the state's 700,000 uninsured, thus serving as the healthcare safety net for the most needy.
- In 2015, uninsured patients presented at HackensackUMC Palisades on 14,120 occasions.
- New Jersey's general hospitals are predominantly not-for-profit entities — any excess revenue over expenses is returned to the community in the form of new medical technology, expanded hospital services, maintenance and expansion of physical infrastructure and the enhanced ability to hire and maintain skilled workforce.

ANNUAL TAXES

HackensackUMC Palisades pays \$1,257,400 annually in taxes including:

- 0.53 Percent Assessment: \$969,600
- Adjusted Admissions Assessment: \$159,100
- Newborn Screening Fees: \$128,700
- Other assessments such as New Jersey Poison Information & Education System (NJPIES) and Maternal and Child Health Consortium Assessment
- In addition, hospitals support their local municipalities through voluntary, negotiated payments and in-kind contributions.

SFY 2017 CHARITY CARE SUBSIDY SHORTFALL



Hackettstown Medical Center

ANNUAL CONTRIBUTIONS TO THE LOCAL AND STATE ECONOMY

Total Expenditures: \$96,507,000

▪ **644 full-time equivalent jobs, including:**

Nursing:	129
Therapy:	30
Radiology:	43
Pharmacy:	19
Pathology and Laboratory:	29
Dietary/Housekeeping/Maintenance:	66
Total Employee Payroll:	\$38,478,000
Estimated State Income Taxes Paid by Employees:	\$2,125,900

▪ **Purchased Services of \$21,358,000, including:**

Contracted Labor: \$14,988,000
Pharmaceutical Drugs: \$4,155,000
Dietary/Laundry/Housekeeping Supplies: \$586,000
Building Supplies: \$465,000
Utilities: \$1,164,000 including:
\$767,000 in Electric
\$215,000 in Oil & Gas
\$182,000 in Water/Sewage/Disposal

ANNUAL CONTRIBUTIONS AS A HEALTHCARE SAFETY NET

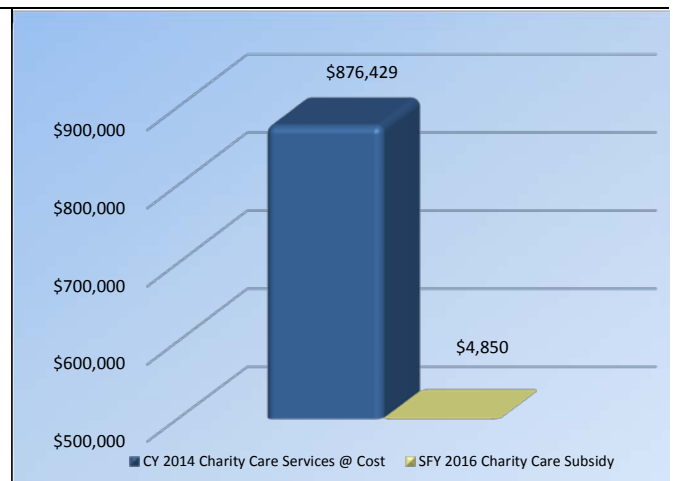
- Hospitals also give back to the community by serving as the primary source of medical services for the state's 700,000 uninsured, thus serving as the healthcare safety net for the most needy.
- In 2015, uninsured patients presented at Hackettstown Medical Center on 4,659 occasions.
- New Jersey's general hospitals are predominantly not-for-profit entities — any excess revenue over expenses is returned to the community in the form of new medical technology, expanded hospital services, maintenance and expansion of physical infrastructure and the enhanced ability to hire and maintain skilled workforce.

ANNUAL TAXES

Hackettstown Medical Center pays \$605,300 annually in taxes including:

- 0.53 Percent Assessment: \$499,400
- Adjusted Admissions Assessment: \$73,500
- Newborn Screening Fees: \$32,400
- Other assessments such as New Jersey Poison Information & Education System (NJPIES) and Maternal and Child Health Consortium Assessment
- In addition, hospitals support their local municipalities through voluntary, negotiated payments and in-kind contributions.

SFY 2017 CHARITY CARE SUBSIDY SHORTFALL



Holy Name Medical Center

ANNUAL CONTRIBUTIONS TO THE LOCAL AND STATE ECONOMY

Total Expenditures: \$330,695,000

▪ **1,940 full-time equivalent jobs, including:**

Nursing:	458
Therapy:	82
Radiology:	214
Pharmacy:	43
Pathology and Laboratory:	115
Dietary/Housekeeping/Maintenance:	206
Total Employee Payroll:	\$139,677,000
Estimated State Income Taxes Paid by Employees:	\$7,717,200

▪ **Purchased Services of \$59,834,000, including:**

Contracted Labor: \$22,486,000
Pharmaceutical Drugs: \$30,459,000
Dietary/Laundry/Housekeeping Supplies: \$2,740,000
Building Supplies: \$312,000
Utilities: \$3,837,000 including:
\$2,738,000 in Electric
\$356,000 in Oil & Gas
\$743,000 in Water/Sewage/Disposal

ANNUAL CONTRIBUTIONS AS A HEALTHCARE SAFETY NET

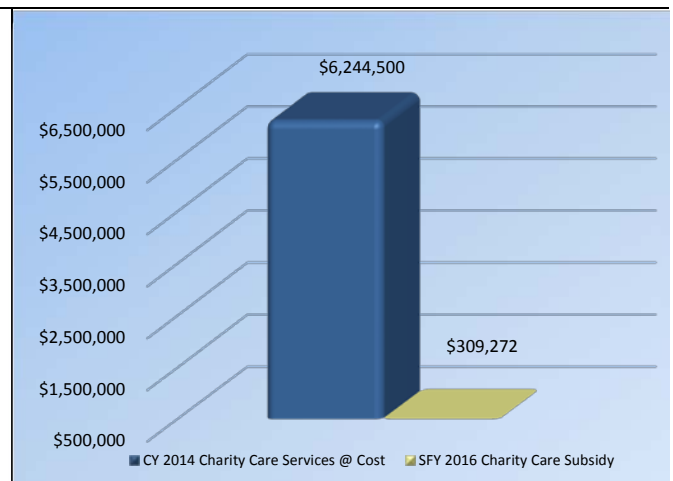
- Hospitals also give back to the community by serving as the primary source of medical services for the state's 700,000 uninsured, thus serving as the healthcare safety net for the most needy.
- In 2015, uninsured patients presented at Holy Name Medical Center on 10,128 occasions.
- New Jersey's general hospitals are predominantly not-for-profit entities — any excess revenue over expenses is returned to the community in the form of new medical technology, expanded hospital services, maintenance and expansion of physical infrastructure and the enhanced ability to hire and maintain skilled workforce.

ANNUAL TAXES

Holy Name Medical Center pays \$2,446,300 annually in taxes including:

- 0.53 Percent Assessment: \$1,903,800
- Adjusted Admissions Assessment: \$425,400
- Newborn Screening Fees: \$117,200
- Other assessments such as New Jersey Poison Information & Education System (NJPIES) and Maternal and Child Health Consortium Assessment
- In addition, hospitals support their local municipalities through voluntary, negotiated payments and in-kind contributions.

SFY 2017 CHARITY CARE SUBSIDY SHORTFALL



Hunterdon Medical Center

ANNUAL CONTRIBUTIONS TO THE LOCAL AND STATE ECONOMY

Total Expenditures: \$276,668,000

▪ **1,689 full-time equivalent jobs, including:**

Nursing:	267
Therapy:	71
Radiology:	108
Pharmacy:	26
Pathology and Laboratory:	71
Dietary/Housekeeping/Maintenance:	129
Total Employee Payroll:	\$128,957,000
Estimated State Income Taxes Paid by Employees:	\$7,124,900

▪ **Purchased Services of \$15,167,000, including:**

Contracted Labor: \$4,826,000
Pharmaceutical Drugs: \$6,260,000
Dietary/Laundry/Housekeeping Supplies: \$1,007,000
Building Supplies: \$319,000
Utilities: \$2,755,000 including:
\$1,752,000 in Electric
\$609,000 in Oil & Gas
\$394,000 in Water/Sewage/Disposal

ANNUAL CONTRIBUTIONS AS A HEALTHCARE SAFETY NET

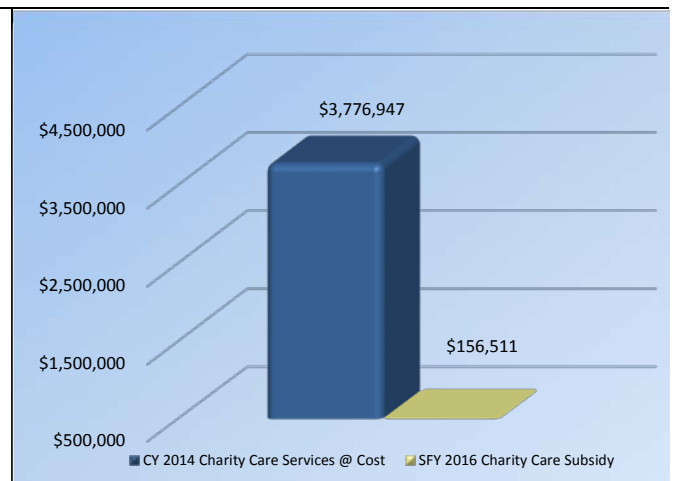
- Hospitals also give back to the community by serving as the primary source of medical services for the state's 700,000 uninsured, thus serving as the healthcare safety net for the most needy.
- In 2015, uninsured patients presented at Hunterdon Medical Center on 18,036 occasions.
- New Jersey's general hospitals are predominantly not-for-profit entities — any excess revenue over expenses is returned to the community in the form of new medical technology, expanded hospital services, maintenance and expansion of physical infrastructure and the enhanced ability to hire and maintain skilled workforce.

ANNUAL TAXES

Hunterdon Medical Center pays \$1,843,900 annually in taxes including:

- 0.53 Percent Assessment: \$1,509,300
- Adjusted Admissions Assessment: \$254,100
- Newborn Screening Fees: \$80,600
- Other assessments such as New Jersey Poison Information & Education System (NJPIES) and Maternal and Child Health Consortium Assessment
- In addition, hospitals support their local municipalities through voluntary, negotiated payments and in-kind contributions.

SFY 2017 CHARITY CARE SUBSIDY SHORTFALL



Inspira Medical Center Elmer

ANNUAL CONTRIBUTIONS TO THE LOCAL AND STATE ECONOMY

Total Expenditures: \$56,308,000

▪ **360 full-time equivalent jobs, including:**

Nursing:	88
Therapy:	12
Radiology:	31
Pharmacy:	6
Pathology and Laboratory:	15
Dietary/Housekeeping/Maintenance:	42
Total Employee Payroll:	\$24,522,000
Estimated State Income Taxes Paid by Employees:	\$1,354,800

▪ **Purchased Services of \$6,777,000, including:**

Contracted Labor: \$4,481,000
Pharmaceutical Drugs: \$1,030,000
Dietary/Laundry/Housekeeping Supplies: \$385,000
Building Supplies: \$4,000
Utilities: \$877,000 including:
\$636,000 in Electric
\$140,000 in Oil & Gas
\$101,000 in Water/Sewage/Disposal

ANNUAL CONTRIBUTIONS AS A HEALTHCARE SAFETY NET

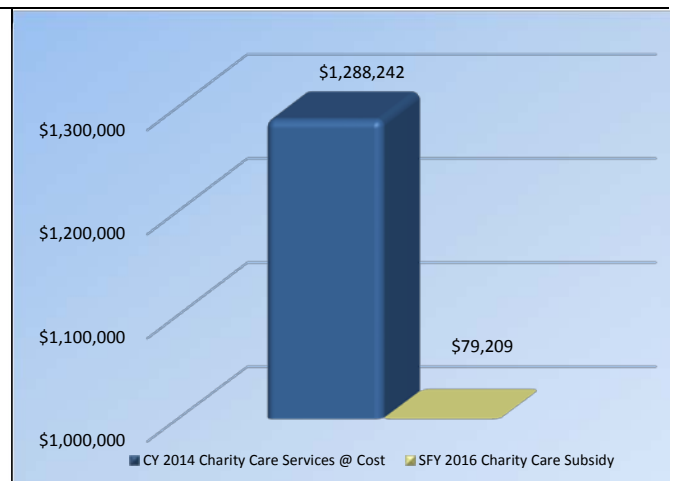
- Hospitals also give back to the community by serving as the primary source of medical services for the state's 700,000 uninsured, thus serving as the healthcare safety net for the most needy.
- In 2015, uninsured patients presented at Inspira Medical Center Elmer on 2,438 occasions.
- New Jersey's general hospitals are predominantly not-for-profit entities — any excess revenue over expenses is returned to the community in the form of new medical technology, expanded hospital services, maintenance and expansion of physical infrastructure and the enhanced ability to hire and maintain skilled workforce.

ANNUAL TAXES

Inspira Medical Center Elmer pays \$467,000 annually in taxes including:

- 0.53 Percent Assessment: \$366,400
- Adjusted Admissions Assessment: \$74,400
- Newborn Screening Fees: \$26,200
- Other assessments such as New Jersey Poison Information & Education System (NJPIES) and Maternal and Child Health Consortium Assessment
- In addition, hospitals support their local municipalities through voluntary, negotiated payments and in-kind contributions.

SFY 2017 CHARITY CARE SUBSIDY SHORTFALL



Inspira Medical Center Vineland

ANNUAL CONTRIBUTIONS TO THE LOCAL AND STATE ECONOMY

Total Expenditures: \$340,389,000

▪ **2,147 full-time equivalent jobs, including:**

Nursing:	573
Therapy:	43
Radiology:	174
Pharmacy:	32
Pathology and Laboratory:	86
Dietary/Housekeeping/Maintenance:	196
Total Employee Payroll:	\$141,381,000
Estimated State Income Taxes Paid by Employees:	\$7,811,300

▪ **Purchased Services of \$40,975,000, including:**

Contracted Labor: \$25,843,000
Pharmaceutical Drugs: \$8,079,000
Dietary/Laundry/Housekeeping Supplies: \$2,367,000
Building Supplies: \$38,000
Utilities: \$4,648,000 including:
\$3,294,000 in Electric
\$874,000 in Oil & Gas
\$480,000 in Water/Sewage/Disposal

ANNUAL CONTRIBUTIONS AS A HEALTHCARE SAFETY NET

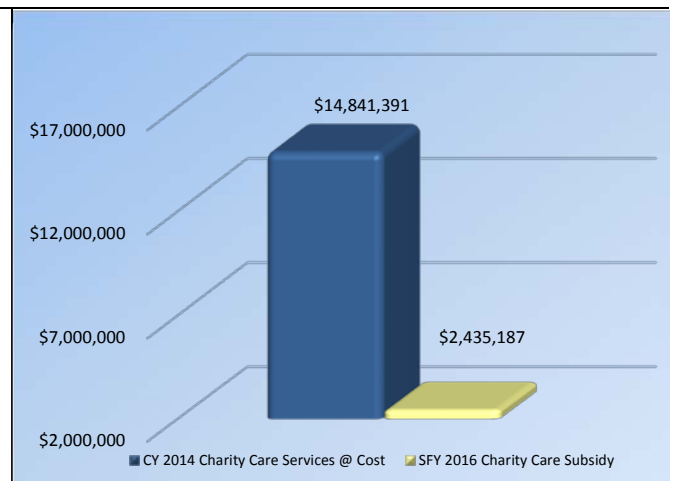
- Hospitals also give back to the community by serving as the primary source of medical services for the state's 700,000 uninsured, thus serving as the healthcare safety net for the most needy.
- In 2015, uninsured patients presented at Inspira Medical Center Vineland on 23,328 occasions.
- New Jersey's general hospitals are predominantly not-for-profit entities — any excess revenue over expenses is returned to the community in the form of new medical technology, expanded hospital services, maintenance and expansion of physical infrastructure and the enhanced ability to hire and maintain skilled workforce.

ANNUAL TAXES

Inspira Medical Center Vineland pays \$2,518,000 annually in taxes including:

- 0.53 Percent Assessment: \$1,998,700
- Adjusted Admissions Assessment: \$339,200
- Newborn Screening Fees: \$180,200
- Other assessments such as New Jersey Poison Information & Education System (NJPIES) and Maternal and Child Health Consortium Assessment
- In addition, hospitals support their local municipalities through voluntary, negotiated payments and in-kind contributions.

SFY 2017 CHARITY CARE SUBSIDY SHORTFALL



Inspira Medical Center Woodbury

ANNUAL CONTRIBUTIONS TO THE LOCAL AND STATE ECONOMY

Total Expenditures: \$178,605,000

▪ **1,211 full-time equivalent jobs, including:**

Nursing:	356
Therapy:	50
Radiology:	52
Pharmacy:	25
Pathology and Laboratory:	53
Dietary/Housekeeping/Maintenance:	99
Total Employee Payroll:	\$81,380,000
Estimated State Income Taxes Paid by Employees:	\$4,496,200

▪ **Purchased Services of \$23,011,000, including:**

Contracted Labor: \$14,654,000
Pharmaceutical Drugs: \$4,004,000
Dietary/Laundry/Housekeeping Supplies: \$1,442,000
Building Supplies: \$6,000
Utilities: \$2,905,000 including:
\$1,720,000 in Electric
\$627,000 in Oil & Gas
\$558,000 in Water/Sewage/Disposal

ANNUAL CONTRIBUTIONS AS A HEALTHCARE SAFETY NET

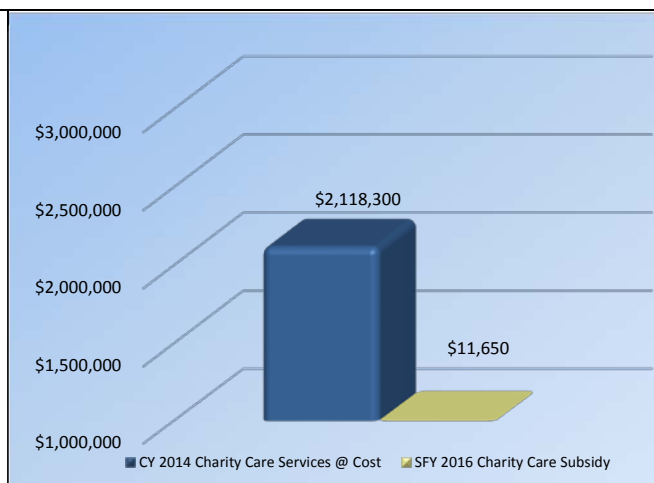
- Hospitals also give back to the community by serving as the primary source of medical services for the state's 700,000 uninsured, thus serving as the healthcare safety net for the most needy.
- In 2015, uninsured patients presented at Inspira Medical Center Woodbury on 9,512 occasions.
- New Jersey's general hospitals are predominantly not-for-profit entities — any excess revenue over expenses is returned to the community in the form of new medical technology, expanded hospital services, maintenance and expansion of physical infrastructure and the enhanced ability to hire and maintain skilled workforce.

ANNUAL TAXES

Inspira Medical Center Woodbury pays \$1,274,700 annually in taxes including:

- 0.53 Percent Assessment: \$960,800
- Adjusted Admissions Assessment: \$194,100
- Newborn Screening Fees: \$119,800
- Other assessments such as New Jersey Poison Information & Education System (NJPIES) and Maternal and Child Health Consortium Assessment
- In addition, hospitals support their local municipalities through voluntary, negotiated payments and in-kind contributions.

SFY 2017 CHARITY CARE SUBSIDY SHORTFALL



Jersey City Medical Center

ANNUAL CONTRIBUTIONS TO THE LOCAL AND STATE ECONOMY

Total Expenditures: \$392,416,000

▪ **2,160 full-time equivalent jobs, including:**

Nursing:	589
Therapy:	70
Radiology:	71
Pharmacy:	34
Pathology and Laboratory:	42
Dietary/Housekeeping/Maintenance:	214
Total Employee Payroll:	\$174,376,000
Estimated State Income Taxes Paid by Employees:	\$9,634,300

▪ **Purchased Services of \$55,688,000, including:**

Contracted Labor: \$32,437,000
Pharmaceutical Drugs: \$15,350,000
Dietary/Laundry/Housekeeping Supplies: \$3,148,000
Building Supplies: \$885,000
Utilities: \$3,868,000 including:
\$3,346,000 in Electric
\$109,000 in Oil & Gas
\$413,000 in Water/Sewage/Disposal

ANNUAL CONTRIBUTIONS AS A HEALTHCARE SAFETY NET

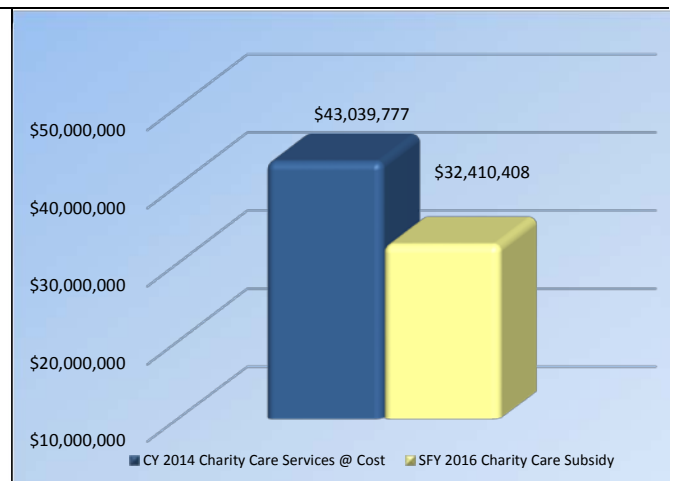
- Hospitals also give back to the community by serving as the primary source of medical services for the state's 700,000 uninsured, thus serving as the healthcare safety net for the most needy.
- In 2015, uninsured patients presented at Jersey City Medical Center on 35,937 occasions.
- New Jersey's general hospitals are predominantly not-for-profit entities — any excess revenue over expenses is returned to the community in the form of new medical technology, expanded hospital services, maintenance and expansion of physical infrastructure and the enhanced ability to hire and maintain skilled workforce.

ANNUAL TAXES

Jersey City Medical Center pays \$2,888,800 annually in taxes including:

- 0.53 Percent Assessment: \$2,280,800
- Adjusted Admissions Assessment: \$249,800
- Newborn Screening Fees: \$358,200
- Other assessments such as New Jersey Poison Information & Education System (NJPIES) and Maternal and Child Health Consortium Assessment
- In addition, hospitals support their local municipalities through voluntary, negotiated payments and in-kind contributions.

SFY 2017 CHARITY CARE SUBSIDY SHORTFALL



Jersey Shore University Medical Center

ANNUAL CONTRIBUTIONS TO THE LOCAL AND STATE ECONOMY

Total Expenditures: \$639,127,000

▪ **3,266 full-time equivalent jobs, including:**

Nursing:	1,033
Therapy:	95
Radiology:	143
Pharmacy:	84
Pathology and Laboratory:	98
Dietary/Housekeeping/Maintenance:	290
Total Employee Payroll:	\$237,434,000
Estimated State Income Taxes Paid by Employees:	\$13,118,200

▪ **Purchased Services of \$82,173,000, including:**

Contracted Labor: \$42,262,000
Pharmaceutical Drugs: \$29,600,000
Dietary/Laundry/Housekeeping Supplies: \$1,032,000
Building Supplies: \$2,564,000
Utilities: \$6,715,000 including:
\$3,112,000 in Electric
\$2,764,000 in Oil & Gas
\$839,000 in Water/Sewage/Disposal

ANNUAL CONTRIBUTIONS AS A HEALTHCARE SAFETY NET

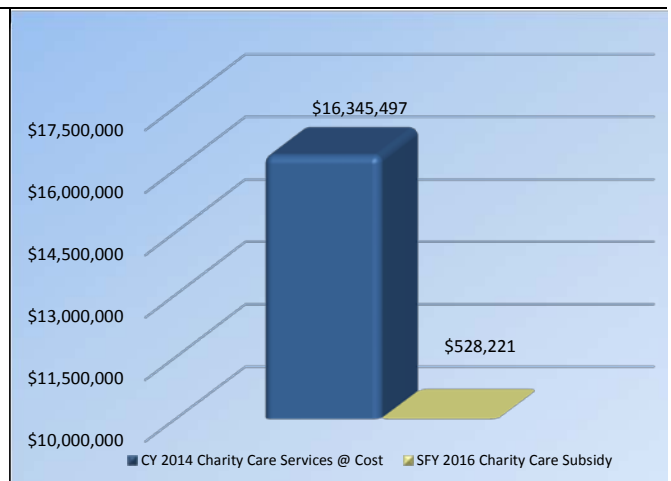
- Hospitals also give back to the community by serving as the primary source of medical services for the state's 700,000 uninsured, thus serving as the healthcare safety net for the most needy.
- In 2015, uninsured patients presented at Jersey Shore University Medical Center on 22,388 occasions.
- New Jersey's general hospitals are predominantly not-for-profit entities — any excess revenue over expenses is returned to the community in the form of new medical technology, expanded hospital services, maintenance and expansion of physical infrastructure and the enhanced ability to hire and maintain skilled workforce.

ANNUAL TAXES

Jersey Shore University Medical Center pays \$4,096,900 annually in taxes including:

- 0.53 Percent Assessment: \$3,550,400
- Adjusted Admissions Assessment: \$395,100
- Newborn Screening Fees: \$151,400
- Other assessments such as New Jersey Poison Information & Education System (NJPIES) and Maternal and Child Health Consortium Assessment
- In addition, hospitals support their local municipalities through voluntary, negotiated payments and in-kind contributions.

SFY 2017 CHARITY CARE SUBSIDY SHORTFALL



JFK Medical Center

ANNUAL CONTRIBUTIONS TO THE LOCAL AND STATE ECONOMY

Total Expenditures: \$414,892,000

▪ **2,808 full-time equivalent jobs, including:**

Nursing:	572
Therapy:	38
Radiology:	141
Pharmacy:	56
Pathology and Laboratory:	139
Dietary/Housekeeping/Maintenance:	272
Total Employee Payroll:	\$185,813,000
Estimated State Income Taxes Paid by Employees:	\$10,266,200

▪ **Purchased Services of \$86,434,000, including:**

Contracted Labor: \$52,765,000
Pharmaceutical Drugs: \$25,810,000
Dietary/Laundry/Housekeeping Supplies: \$3,171,000
Building Supplies: \$360,000
Utilities: \$4,328,000 including:
\$3,123,000 in Electric
\$584,000 in Oil & Gas
\$746,000 in Water/Sewage/Disposal

ANNUAL CONTRIBUTIONS AS A HEALTHCARE SAFETY NET

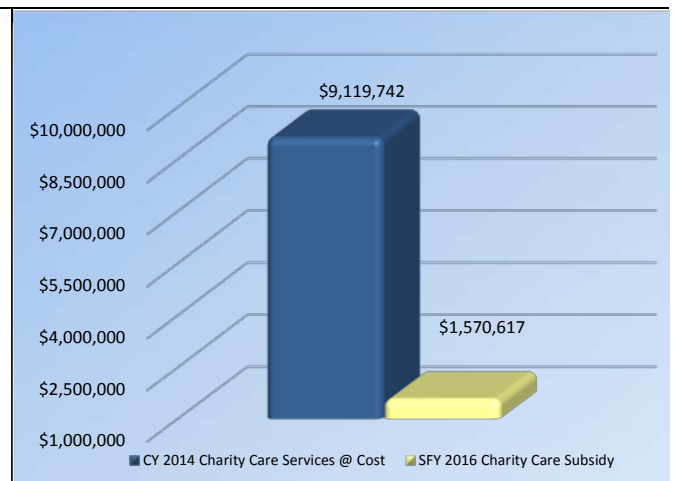
- Hospitals also give back to the community by serving as the primary source of medical services for the state's 700,000 uninsured, thus serving as the healthcare safety net for the most needy.
- In 2015, uninsured patients presented at JFK Medical Center on 13,548 occasions.
- New Jersey's general hospitals are predominantly not-for-profit entities — any excess revenue over expenses is returned to the community in the form of new medical technology, expanded hospital services, maintenance and expansion of physical infrastructure and the enhanced ability to hire and maintain skilled workforce.

ANNUAL TAXES

JFK Medical Center pays \$2,887,500 annually in taxes including:

- 0.53 Percent Assessment: \$2,334,700
- Adjusted Admissions Assessment: \$362,700
- Newborn Screening Fees: \$190,200
- Other assessments such as New Jersey Poison Information & Education System (NJPIES) and Maternal and Child Health Consortium Assessment
- In addition, hospitals support their local municipalities through voluntary, negotiated payments and in-kind contributions.

SFY 2017 CHARITY CARE SUBSIDY SHORTFALL



Kennedy University Hospital - Cherry Hill

ANNUAL CONTRIBUTIONS TO THE LOCAL AND STATE ECONOMY

Total Expenditures: \$108,097,000

▪ **754 full-time equivalent jobs, including:**

Nursing:	251
Therapy:	21
Radiology:	39
Pharmacy:	19
Pathology and Laboratory:	15
Dietary/Housekeeping/Maintenance:	93
Total Employee Payroll:	\$48,466,000
Estimated State Income Taxes Paid by Employees:	\$2,677,700

▪ **Purchased Services of \$20,166,000, including:**

Contracted Labor: \$13,076,000
Pharmaceutical Drugs: \$4,200,000
Dietary/Laundry/Housekeeping Supplies: \$1,300,000
Building Supplies: \$26,000
Utilities: \$1,564,000 including:
\$1,228,000 in Electric
\$140,000 in Oil & Gas
\$196,000 in Water/Sewage/Disposal

ANNUAL CONTRIBUTIONS AS A HEALTHCARE SAFETY NET

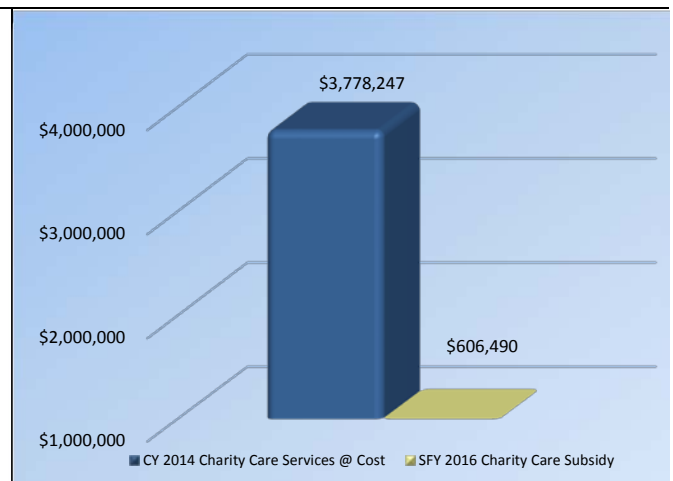
- Hospitals also give back to the community by serving as the primary source of medical services for the state's 700,000 uninsured, thus serving as the healthcare safety net for the most needy.
- In 2015, uninsured patients presented at Kennedy University Hospital - Cherry Hill on 4,347 occasions.
- New Jersey's general hospitals are predominantly not-for-profit entities — any excess revenue over expenses is returned to the community in the form of new medical technology, expanded hospital services, maintenance and expansion of physical infrastructure and the enhanced ability to hire and maintain skilled workforce.

ANNUAL TAXES

Kennedy University Hospital - Cherry Hill pays \$899,200 annually in taxes including:

- 0.53 Percent Assessment: \$802,800
- Adjusted Admissions Assessment: \$96,400
- Newborn Screening Fees: \$0
- Other assessments such as New Jersey Poison Information & Education System (NJPIES) and Maternal and Child Health Consortium Assessment
- In addition, hospitals support their local municipalities through voluntary, negotiated payments and in-kind contributions.

SFY 2017 CHARITY CARE SUBSIDY SHORTFALL



Kennedy University Hospital - Stratford

ANNUAL CONTRIBUTIONS TO THE LOCAL AND STATE ECONOMY

Total Expenditures: \$135,398,000

▪ **866 full-time equivalent jobs, including:**

Nursing:	177
Therapy:	18
Radiology:	49
Pharmacy:	18
Pathology and Laboratory:	42
Dietary/Housekeeping/Maintenance:	92
Total Employee Payroll:	\$57,229,000
Estimated State Income Taxes Paid by Employees:	\$3,161,900

▪ **Purchased Services of \$22,621,000, including:**

Contracted Labor: \$13,349,000
Pharmaceutical Drugs: \$6,431,000
Dietary/Laundry/Housekeeping Supplies: \$1,237,000
Building Supplies: \$9,000
Utilities: \$1,595,000 including:
\$1,052,000 in Electric
\$328,000 in Oil & Gas
\$215,000 in Water/Sewage/Disposal

ANNUAL CONTRIBUTIONS AS A HEALTHCARE SAFETY NET

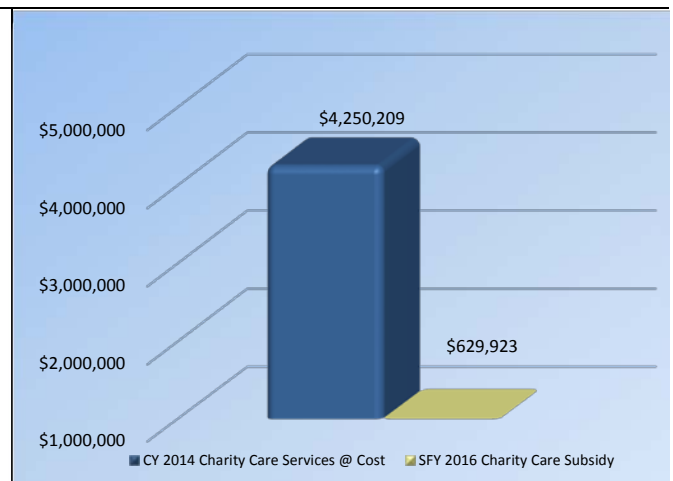
- Hospitals also give back to the community by serving as the primary source of medical services for the state's 700,000 uninsured, thus serving as the healthcare safety net for the most needy.
- In 2015, uninsured patients presented at Kennedy University Hospital - Stratford on 6,820 occasions.
- New Jersey's general hospitals are predominantly not-for-profit entities — any excess revenue over expenses is returned to the community in the form of new medical technology, expanded hospital services, maintenance and expansion of physical infrastructure and the enhanced ability to hire and maintain skilled workforce.

ANNUAL TAXES

Kennedy University Hospital - Stratford pays \$974,600 annually in taxes including:

- 0.53 Percent Assessment: \$877,500
- Adjusted Admissions Assessment: \$97,100
- Newborn Screening Fees: \$0
- Other assessments such as New Jersey Poison Information & Education System (NJPIES) and Maternal and Child Health Consortium Assessment
- In addition, hospitals support their local municipalities through voluntary, negotiated payments and in-kind contributions.

SFY 2017 CHARITY CARE SUBSIDY SHORTFALL



Kennedy University Hospital - Washington Township

ANNUAL CONTRIBUTIONS TO THE LOCAL AND STATE ECONOMY

Total Expenditures: \$267,922,000

▪ **1,494 full-time equivalent jobs, including:**

Nursing:	413
Therapy:	35
Radiology:	103
Pharmacy:	31
Pathology and Laboratory:	71
Dietary/Housekeeping/Maintenance:	146
Total Employee Payroll:	\$100,313,000
Estimated State Income Taxes Paid by Employees:	\$5,542,300

▪ **Purchased Services of \$48,328,000, including:**

Contracted Labor: \$29,001,000
Pharmaceutical Drugs: \$13,273,000
Dietary/Laundry/Housekeeping Supplies: \$3,079,000
Building Supplies: \$17,000
Utilities: \$2,958,000 including:
\$2,236,000 in Electric
\$449,000 in Oil & Gas
\$273,000 in Water/Sewage/Disposal

ANNUAL CONTRIBUTIONS AS A HEALTHCARE SAFETY NET

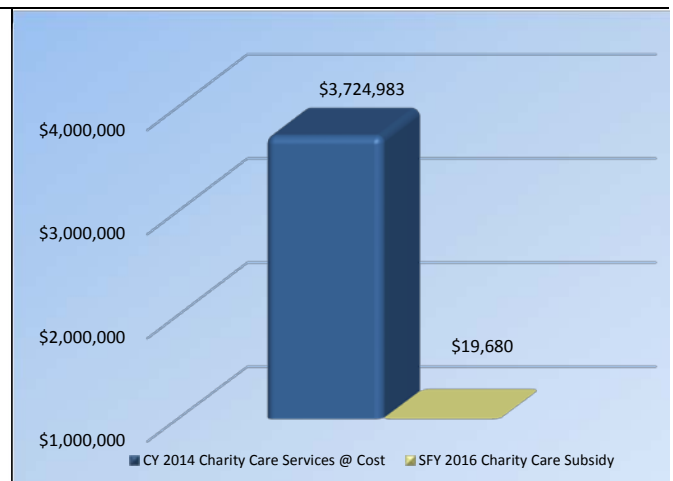
- Hospitals also give back to the community by serving as the primary source of medical services for the state's 700,000 uninsured, thus serving as the healthcare safety net for the most needy.
- In 2015, uninsured patients presented at Kennedy University Hospital - Washington Township on 6,585 occasions.
- New Jersey's general hospitals are predominantly not-for-profit entities — any excess revenue over expenses is returned to the community in the form of new medical technology, expanded hospital services, maintenance and expansion of physical infrastructure and the enhanced ability to hire and maintain skilled workforce.

ANNUAL TAXES

Kennedy University Hospital - Washington Township pays \$1,567,500 annually in taxes including:

- 0.53 Percent Assessment: \$1,261,500
- Adjusted Admissions Assessment: \$219,100
- Newborn Screening Fees: \$86,900
- Other assessments such as New Jersey Poison Information & Education System (NJPIES) and Maternal and Child Health Consortium Assessment
- In addition, hospitals support their local municipalities through voluntary, negotiated payments and in-kind contributions.

SFY 2017 CHARITY CARE SUBSIDY SHORTFALL



Lourdes Medical Center of Burlington County

ANNUAL CONTRIBUTIONS TO THE LOCAL AND STATE ECONOMY

Total Expenditures: \$113,780,000

▪ **693 full-time equivalent jobs, including:**

Nursing:	187
Therapy:	47
Radiology:	23
Pharmacy:	14
Pathology and Laboratory:	29
Dietary/Housekeeping/Maintenance:	45
Total Employee Payroll:	\$43,449,000
Estimated State Income Taxes Paid by Employees:	\$2,400,600

▪ **Purchased Services of \$19,118,000, including:**

Contracted Labor: \$13,328,000
Pharmaceutical Drugs: \$3,036,000
Dietary/Laundry/Housekeeping Supplies: \$1,213,000
Building Supplies: \$0
Utilities: \$1,541,000 including:
\$1,179,000 in Electric
\$215,000 in Oil & Gas
\$147,000 in Water/Sewage/Disposal

ANNUAL CONTRIBUTIONS AS A HEALTHCARE SAFETY NET

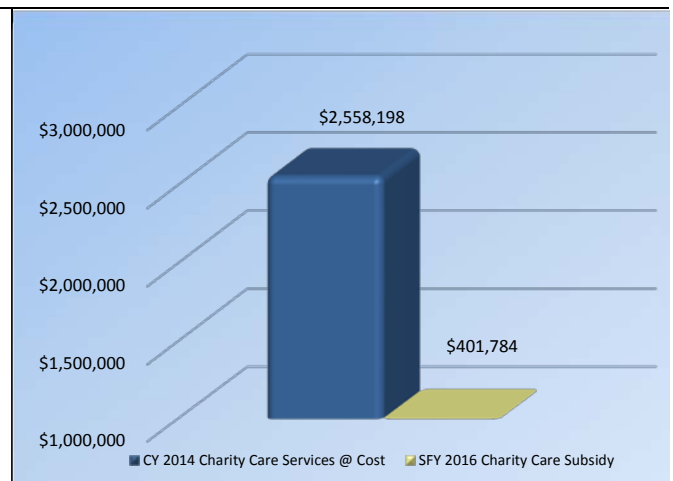
- Hospitals also give back to the community by serving as the primary source of medical services for the state's 700,000 uninsured, thus serving as the healthcare safety net for the most needy.
- In 2015, uninsured patients presented at Lourdes Medical Center of Burlington County on 7,082 occasions.
- New Jersey's general hospitals are predominantly not-for-profit entities — any excess revenue over expenses is returned to the community in the form of new medical technology, expanded hospital services, maintenance and expansion of physical infrastructure and the enhanced ability to hire and maintain skilled workforce.

ANNUAL TAXES

Lourdes Medical Center of Burlington County pays \$771,300 annually in taxes including:

- 0.53 Percent Assessment: \$659,800
- Adjusted Admissions Assessment: \$111,500
- Newborn Screening Fees: \$0
- Other assessments such as New Jersey Poison Information & Education System (NJPIES) and Maternal and Child Health Consortium Assessment
- In addition, hospitals support their local municipalities through voluntary, negotiated payments and in-kind contributions.

SFY 2017 CHARITY CARE SUBSIDY SHORTFALL



Meadowlands Hospital Medical Center

ANNUAL CONTRIBUTIONS TO THE LOCAL AND STATE ECONOMY

Total Expenditures: \$76,247,000

▪ **424 full-time equivalent jobs, including:**

Nursing:	96
Therapy:	16
Radiology:	19
Pharmacy:	8
Pathology and Laboratory:	21
Dietary/Housekeeping/Maintenance:	51
Total Employee Payroll:	\$25,470,000
Estimated State Income Taxes Paid by Employees:	\$1,407,200

▪ **Purchased Services of \$10,489,000, including:**

Contracted Labor: \$7,544,000
Pharmaceutical Drugs: \$1,092,000
Dietary/Laundry/Housekeeping Supplies: \$563,000
Building Supplies: \$87,000
Utilities: \$1,203,000 including:
\$578,000 in Electric
N/A in Oil & Gas
\$641,000 in Water/Sewage/Disposal

ANNUAL CONTRIBUTIONS AS A HEALTHCARE SAFETY NET

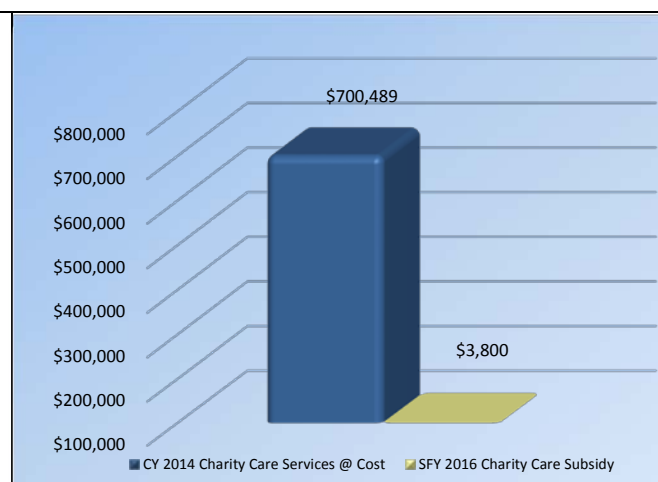
- Hospitals also give back to the community by serving as the primary source of medical services for the state's 700,000 uninsured, thus serving as the healthcare safety net for the most needy.
- In 2015, uninsured patients presented at Meadowlands Hospital Medical Center on 3,180 occasions.
- New Jersey's general hospitals are predominantly not-for-profit entities — any excess revenue over expenses is returned to the community in the form of new medical technology, expanded hospital services, maintenance and expansion of physical infrastructure and the enhanced ability to hire and maintain skilled workforce.

ANNUAL TAXES

Meadowlands Hospital Medical Center pays \$493,100 annually in taxes including:

- 0.53 Percent Assessment: \$403,800
- Adjusted Admissions Assessment: \$64,300
- Newborn Screening Fees: \$25,000
- Other assessments such as New Jersey Poison Information & Education System (NJPIES) and Maternal and Child Health Consortium Assessment
- In addition, hospitals support their local municipalities through voluntary, negotiated payments and in-kind contributions.

SFY 2017 CHARITY CARE SUBSIDY SHORTFALL



Memorial Hospital of Salem County, Inc.

ANNUAL CONTRIBUTIONS TO THE LOCAL AND STATE ECONOMY

Total Expenditures: \$71,178,000

▪ **285 full-time equivalent jobs, including:**

Nursing:	74
Therapy:	9
Radiology:	23
Pharmacy:	9
Pathology and Laboratory:	0
Dietary/Housekeeping/Maintenance:	27
Total Employee Payroll:	\$18,603,000
Estimated State Income Taxes Paid by Employees:	\$1,027,800

▪ **Purchased Services of \$10,662,000, including:**

Contracted Labor: \$7,330,000
Pharmaceutical Drugs: \$1,409,000
Dietary/Laundry/Housekeeping Supplies: \$362,000
Building Supplies: \$75,000
Utilities: \$1,486,000 including:
\$937,000 in Electric
\$266,000 in Oil & Gas
\$283,000 in Water/Sewage/Disposal

ANNUAL CONTRIBUTIONS AS A HEALTHCARE SAFETY NET

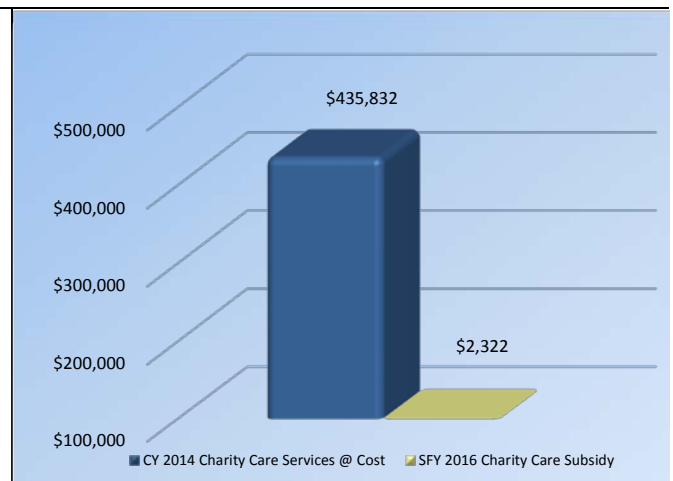
- Hospitals also give back to the community by serving as the primary source of medical services for the state's 700,000 uninsured, thus serving as the healthcare safety net for the most needy.
- In 2015, uninsured patients presented at Memorial Hospital of Salem County, Inc. on 4,079 occasions.
- New Jersey's general hospitals are predominantly not-for-profit entities — any excess revenue over expenses is returned to the community in the form of new medical technology, expanded hospital services, maintenance and expansion of physical infrastructure and the enhanced ability to hire and maintain skilled workforce.

ANNUAL TAXES

Memorial Hospital of Salem County, Inc. pays \$371,800 annually in taxes including:

- 0.53 Percent Assessment: \$296,600
- Adjusted Admissions Assessment: \$75,100
- Newborn Screening Fees: \$100
- Other assessments such as New Jersey Poison Information & Education System (NJPIES) and Maternal and Child Health Consortium Assessment
- In addition, hospitals support their local municipalities through voluntary, negotiated payments and in-kind contributions.

SFY 2017 CHARITY CARE SUBSIDY SHORTFALL



Monmouth Medical Center

ANNUAL CONTRIBUTIONS TO THE LOCAL AND STATE ECONOMY

Total Expenditures: \$380,456,000

▪ **1,908 full-time equivalent jobs, including:**

Nursing:	531
Therapy:	50
Radiology:	74
Pharmacy:	36
Pathology and Laboratory:	72
Dietary/Housekeeping/Maintenance:	195
Total Employee Payroll:	\$134,253,000
Estimated State Income Taxes Paid by Employees:	\$7,417,500

▪ **Purchased Services of \$62,116,000, including:**

Contracted Labor: \$18,871,000
Pharmaceutical Drugs: \$33,163,000
Dietary/Laundry/Housekeeping Supplies: \$4,365,000
Building Supplies: \$794,000
Utilities: \$4,923,000 including:
\$2,795,000 in Electric
\$1,299,000 in Oil & Gas
\$829,000 in Water/Sewage/Disposal

ANNUAL CONTRIBUTIONS AS A HEALTHCARE SAFETY NET

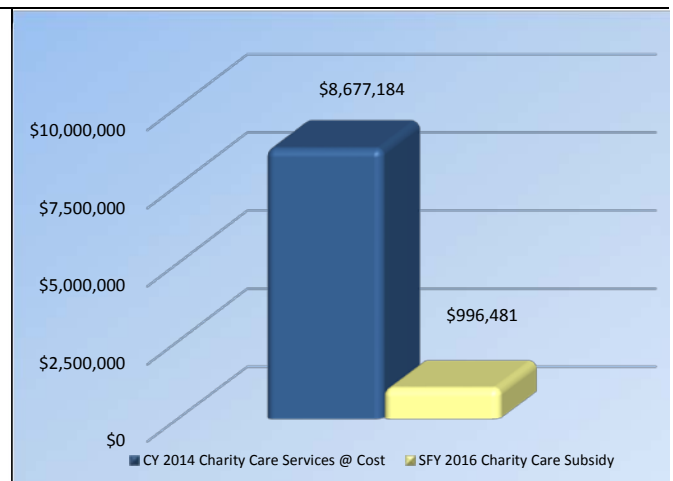
- Hospitals also give back to the community by serving as the primary source of medical services for the state's 700,000 uninsured, thus serving as the healthcare safety net for the most needy.
- In 2015, uninsured patients presented at Monmouth Medical Center on 12,571 occasions.
- New Jersey's general hospitals are predominantly not-for-profit entities — any excess revenue over expenses is returned to the community in the form of new medical technology, expanded hospital services, maintenance and expansion of physical infrastructure and the enhanced ability to hire and maintain skilled workforce.

ANNUAL TAXES

Monmouth Medical Center pays \$3,326,900 annually in taxes including:

- 0.53 Percent Assessment: \$2,224,900
- Adjusted Admissions Assessment: \$349,800
- Newborn Screening Fees: \$752,200
- Other assessments such as New Jersey Poison Information & Education System (NJPIES) and Maternal and Child Health Consortium Assessment
- In addition, hospitals support their local municipalities through voluntary, negotiated payments and in-kind contributions.

SFY 2017 CHARITY CARE SUBSIDY SHORTFALL



Monmouth Medical Center, Southern Campus

ANNUAL CONTRIBUTIONS TO THE LOCAL AND STATE ECONOMY

Total Expenditures: \$114,044,000

▪ **614 full-time equivalent jobs, including:**

Nursing:	207
Therapy:	69
Radiology:	36
Pharmacy:	14
Pathology and Laboratory:	27
Dietary/Housekeeping/Maintenance:	83
Total Employee Payroll:	\$42,850,000
Estimated State Income Taxes Paid by Employees:	\$2,367,500

▪ **Purchased Services of \$17,327,000, including:**

Contracted Labor: \$5,345,000
Pharmaceutical Drugs: \$9,021,000
Dietary/Laundry/Housekeeping Supplies: \$1,144,000
Building Supplies: \$222,000
Utilities: \$1,595,000 including:
\$956,000 in Electric
\$433,000 in Oil & Gas
\$206,000 in Water/Sewage/Disposal

ANNUAL CONTRIBUTIONS AS A HEALTHCARE SAFETY NET

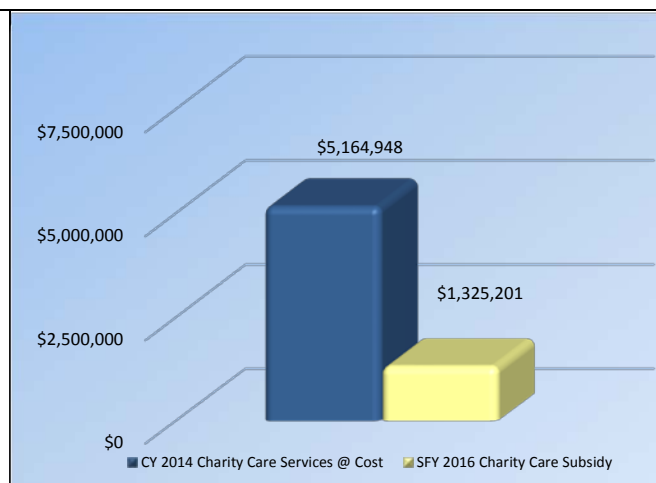
- Hospitals also give back to the community by serving as the primary source of medical services for the state's 700,000 uninsured, thus serving as the healthcare safety net for the most needy.
- In 2015, uninsured patients presented at Monmouth Medical Center, Southern Campus on 9,325 occasions.
- New Jersey's general hospitals are predominantly not-for-profit entities — any excess revenue over expenses is returned to the community in the form of new medical technology, expanded hospital services, maintenance and expansion of physical infrastructure and the enhanced ability to hire and maintain skilled workforce.

ANNUAL TAXES

Monmouth Medical Center, Southern Campus pays \$751,000 annually in taxes including:

- 0.53 Percent Assessment: \$656,100
- Adjusted Admissions Assessment: \$94,900
- Newborn Screening Fees: \$0
- Other assessments such as New Jersey Poison Information & Education System (NJPIES) and Maternal and Child Health Consortium Assessment
- In addition, hospitals support their local municipalities through voluntary, negotiated payments and in-kind contributions.

SFY 2017 CHARITY CARE SUBSIDY SHORTFALL



Morristown Medical Center

ANNUAL CONTRIBUTIONS TO THE LOCAL AND STATE ECONOMY

Total Expenditures: \$1,181,738,000

▪ **5,862 full-time equivalent jobs, including:**

Nursing:	1,339
Therapy:	243
Radiology:	271
Pharmacy:	109
Pathology and Laboratory:	234
Dietary/Housekeeping/Maintenance:	448
Total Employee Payroll:	\$466,035,000
Estimated State Income Taxes Paid by Employees:	\$25,748,400

▪ **Purchased Services of \$124,599,000, including:**

Contracted Labor: \$28,489,000
Pharmaceutical Drugs: \$78,946,000
Dietary/Laundry/Housekeeping Supplies: \$5,906,000
Building Supplies: \$1,252,000
Utilities: \$10,006,000 including:
\$5,356,000 in Electric
\$2,508,000 in Oil & Gas
\$2,142,000 in Water/Sewage/Disposal

ANNUAL CONTRIBUTIONS AS A HEALTHCARE SAFETY NET

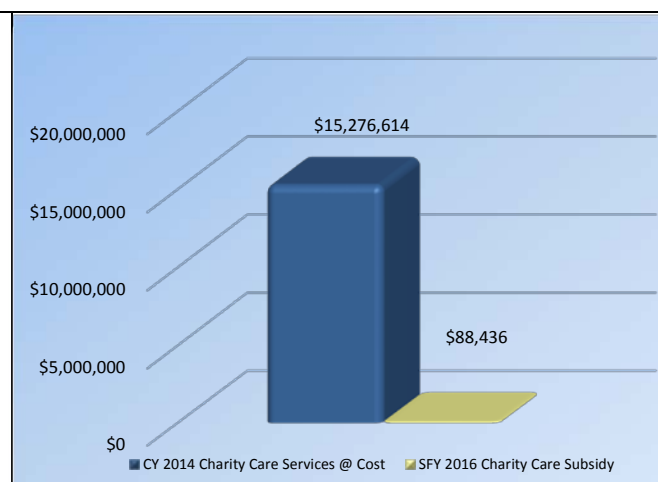
- Hospitals also give back to the community by serving as the primary source of medical services for the state's 700,000 uninsured, thus serving as the healthcare safety net for the most needy.
- In 2015, uninsured patients presented at Morristown Medical Center on 29,903 occasions.
- New Jersey's general hospitals are predominantly not-for-profit entities — any excess revenue over expenses is returned to the community in the form of new medical technology, expanded hospital services, maintenance and expansion of physical infrastructure and the enhanced ability to hire and maintain skilled workforce.

ANNUAL TAXES

Morristown Medical Center pays \$7,633,000 annually in taxes including:

- 0.53 Percent Assessment: \$6,589,500
- Adjusted Admissions Assessment: \$666,400
- Newborn Screening Fees: \$377,200
- Other assessments such as New Jersey Poison Information & Education System (NJPIES) and Maternal and Child Health Consortium Assessment
- In addition, hospitals support their local municipalities through voluntary, negotiated payments and in-kind contributions.

SFY 2017 CHARITY CARE SUBSIDY SHORTFALL



Newark Beth Israel Medical Center

ANNUAL CONTRIBUTIONS TO THE LOCAL AND STATE ECONOMY

Total Expenditures: \$584,929,000

▪ **2,881 full-time equivalent jobs, including:**

Nursing:	856
Therapy:	182
Radiology:	118
Pharmacy:	70
Pathology and Laboratory:	100
Dietary/Housekeeping/Maintenance:	279
Total Employee Payroll:	\$247,377,000
Estimated State Income Taxes Paid by Employees:	\$13,667,600

▪ **Purchased Services of \$75,690,000, including:**

Contracted Labor: \$27,766,000
Pharmaceutical Drugs: \$37,000,000
Dietary/Laundry/Housekeeping Supplies: \$4,824,000
Building Supplies: \$735,000
Utilities: \$5,365,000 including:
\$3,882,000 in Electric
\$999,000 in Oil & Gas
\$484,000 in Water/Sewage/Disposal

ANNUAL CONTRIBUTIONS AS A HEALTHCARE SAFETY NET

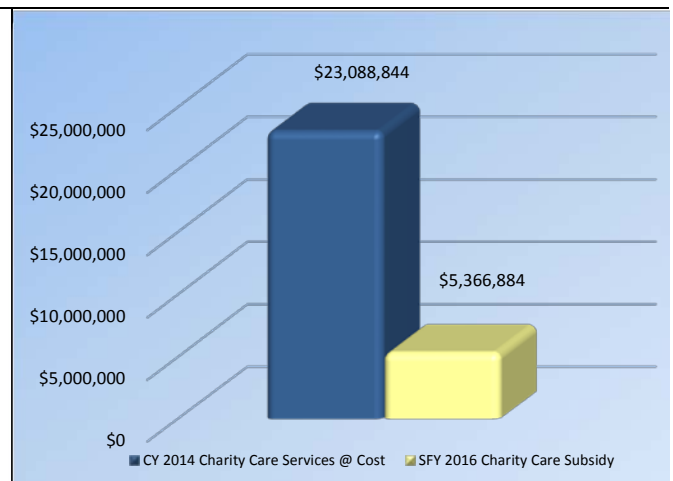
- Hospitals also give back to the community by serving as the primary source of medical services for the state's 700,000 uninsured, thus serving as the healthcare safety net for the most needy.
- In 2015, uninsured patients presented at Newark Beth Israel Medical Center on 30,863 occasions.
- New Jersey's general hospitals are predominantly not-for-profit entities — any excess revenue over expenses is returned to the community in the form of new medical technology, expanded hospital services, maintenance and expansion of physical infrastructure and the enhanced ability to hire and maintain skilled workforce.

ANNUAL TAXES

Newark Beth Israel Medical Center pays \$3,921,600 annually in taxes including:

- 0.53 Percent Assessment: \$3,304,900
- Adjusted Admissions Assessment: \$296,900
- Newborn Screening Fees: \$319,800
- Other assessments such as New Jersey Poison Information & Education System (NJPIES) and Maternal and Child Health Consortium Assessment
- In addition, hospitals support their local municipalities through voluntary, negotiated payments and in-kind contributions.

SFY 2017 CHARITY CARE SUBSIDY SHORTFALL



Newton Medical Center

ANNUAL CONTRIBUTIONS TO THE LOCAL AND STATE ECONOMY

Total Expenditures: \$155,233,000

▪ **990 full-time equivalent jobs, including:**

Nursing:	250
Therapy:	41
Radiology:	36
Pharmacy:	22
Pathology and Laboratory:	36
Dietary/Housekeeping/Maintenance:	95
Total Employee Payroll:	\$68,859,000
Estimated State Income Taxes Paid by Employees:	\$3,804,500

▪ **Purchased Services of \$14,148,000, including:**

Contracted Labor: \$3,211,000
Pharmaceutical Drugs: \$7,442,000
Dietary/Laundry/Housekeeping Supplies: \$1,128,000
Building Supplies: \$148,000
Utilities: \$2,219,000 including:
\$1,404,000 in Electric
\$402,000 in Oil & Gas
\$413,000 in Water/Sewage/Disposal

ANNUAL CONTRIBUTIONS AS A HEALTHCARE SAFETY NET

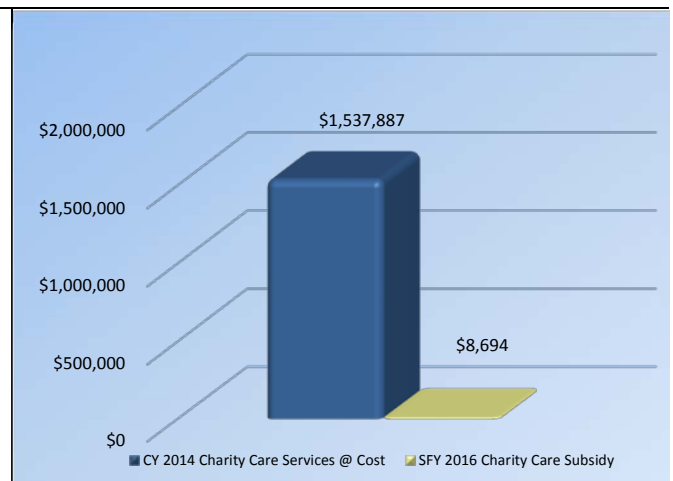
- Hospitals also give back to the community by serving as the primary source of medical services for the state's 700,000 uninsured, thus serving as the healthcare safety net for the most needy.
- In 2015, uninsured patients presented at Newton Medical Center on 4,349 occasions.
- New Jersey's general hospitals are predominantly not-for-profit entities — any excess revenue over expenses is returned to the community in the form of new medical technology, expanded hospital services, maintenance and expansion of physical infrastructure and the enhanced ability to hire and maintain skilled workforce.

ANNUAL TAXES

Newton Medical Center pays \$1,027,600 annually in taxes including:

- 0.53 Percent Assessment: \$834,200
- Adjusted Admissions Assessment: \$147,400
- Newborn Screening Fees: \$46,000
- Other assessments such as New Jersey Poison Information & Education System (NJPIES) and Maternal and Child Health Consortium Assessment
- In addition, hospitals support their local municipalities through voluntary, negotiated payments and in-kind contributions.

SFY 2017 CHARITY CARE SUBSIDY SHORTFALL



Ocean Medical Center

ANNUAL CONTRIBUTIONS TO THE LOCAL AND STATE ECONOMY

Total Expenditures: \$271,283,000

▪ **1,540 full-time equivalent jobs, including:**

Nursing:	451
Therapy:	89
Radiology:	124
Pharmacy:	46
Pathology and Laboratory:	58
Dietary/Housekeeping/Maintenance:	125
Total Employee Payroll:	\$109,701,000
Estimated State Income Taxes Paid by Employees:	\$6,061,000

▪ **Purchased Services of \$37,085,000, including:**

Contracted Labor: \$19,399,000
Pharmaceutical Drugs: \$13,133,000
Dietary/Laundry/Housekeeping Supplies: \$1,025,000
Building Supplies: \$348,000
Utilities: \$3,180,000 including:
\$2,010,000 in Electric
\$700,000 in Oil & Gas
\$470,000 in Water/Sewage/Disposal

ANNUAL CONTRIBUTIONS AS A HEALTHCARE SAFETY NET

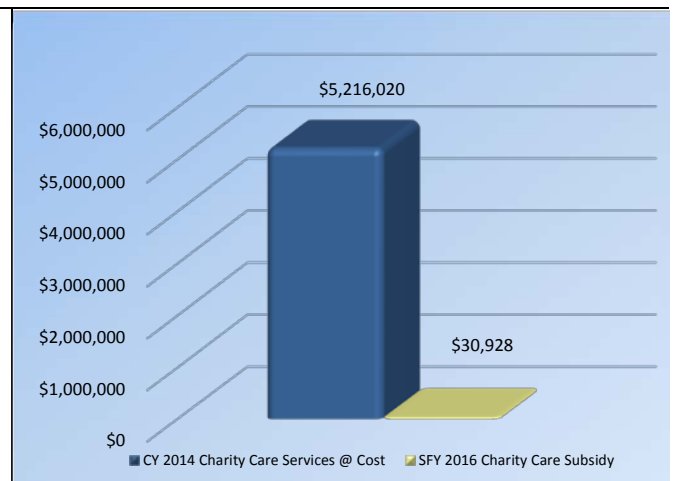
- Hospitals also give back to the community by serving as the primary source of medical services for the state's 700,000 uninsured, thus serving as the healthcare safety net for the most needy.
- In 2015, uninsured patients presented at Ocean Medical Center on 11,063 occasions.
- New Jersey's general hospitals are predominantly not-for-profit entities — any excess revenue over expenses is returned to the community in the form of new medical technology, expanded hospital services, maintenance and expansion of physical infrastructure and the enhanced ability to hire and maintain skilled workforce.

ANNUAL TAXES

Ocean Medical Center pays \$2,006,900 annually in taxes including:

- 0.53 Percent Assessment: \$1,665,600
- Adjusted Admissions Assessment: \$245,500
- Newborn Screening Fees: \$95,800
- Other assessments such as New Jersey Poison Information & Education System (NJPIES) and Maternal and Child Health Consortium Assessment
- In addition, hospitals support their local municipalities through voluntary, negotiated payments and in-kind contributions.

SFY 2017 CHARITY CARE SUBSIDY SHORTFALL



Our Lady of Lourdes Medical Center

ANNUAL CONTRIBUTIONS TO THE LOCAL AND STATE ECONOMY

Total Expenditures: \$280,287,000

▪ **1,335 full-time equivalent jobs, including:**

Nursing:	389
Therapy:	89
Radiology:	11
Pharmacy:	25
Pathology and Laboratory:	64
Dietary/Housekeeping/Maintenance:	72
Total Employee Payroll:	\$98,000,000
Estimated State Income Taxes Paid by Employees:	\$5,414,500

▪ **Purchased Services of \$60,361,000, including:**

Contracted Labor: \$45,076,000
Pharmaceutical Drugs: \$9,002,000
Dietary/Laundry/Housekeeping Supplies: \$2,351,000
Building Supplies: \$0
Utilities: \$3,932,000 including:
\$2,682,000 in Electric
\$682,000 in Oil & Gas
\$568,000 in Water/Sewage/Disposal

ANNUAL CONTRIBUTIONS AS A HEALTHCARE SAFETY NET

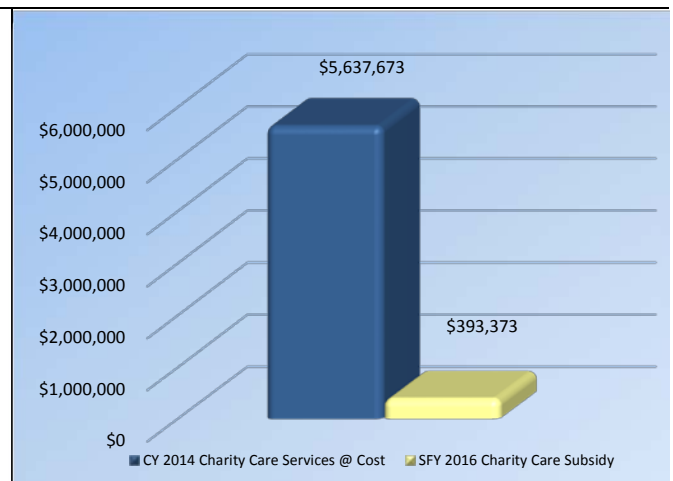
- Hospitals also give back to the community by serving as the primary source of medical services for the state's 700,000 uninsured, thus serving as the healthcare safety net for the most needy.
- In 2015, uninsured patients presented at Our Lady of Lourdes Medical Center on 14,582 occasions.
- New Jersey's general hospitals are predominantly not-for-profit entities — any excess revenue over expenses is returned to the community in the form of new medical technology, expanded hospital services, maintenance and expansion of physical infrastructure and the enhanced ability to hire and maintain skilled workforce.

ANNUAL TAXES

Our Lady of Lourdes Medical Center pays \$1,913,700 annually in taxes including:

- 0.53 Percent Assessment: \$1,614,700
- Adjusted Admissions Assessment: \$192,700
- Newborn Screening Fees: \$106,400
- Other assessments such as New Jersey Poison Information & Education System (NJPIES) and Maternal and Child Health Consortium Assessment
- In addition, hospitals support their local municipalities through voluntary, negotiated payments and in-kind contributions.

SFY 2017 CHARITY CARE SUBSIDY SHORTFALL



Overlook Medical Center

ANNUAL CONTRIBUTIONS TO THE LOCAL AND STATE ECONOMY

Total Expenditures: \$691,688,000

▪ **3,643 full-time equivalent jobs, including:**

Nursing:	755
Therapy:	94
Radiology:	188
Pharmacy:	71
Pathology and Laboratory:	70
Dietary/Housekeeping/Maintenance:	268
Total Employee Payroll:	\$299,589,000
Estimated State Income Taxes Paid by Employees:	\$16,552,300

▪ **Purchased Services of \$80,408,000, including:**

Contracted Labor: \$17,549,000
Pharmaceutical Drugs: \$53,296,000
Dietary/Laundry/Housekeeping Supplies: \$3,968,000
Building Supplies: \$753,000
Utilities: \$4,842,000 including:
\$2,439,000 in Electric
\$1,562,000 in Oil & Gas
\$841,000 in Water/Sewage/Disposal

ANNUAL CONTRIBUTIONS AS A HEALTHCARE SAFETY NET

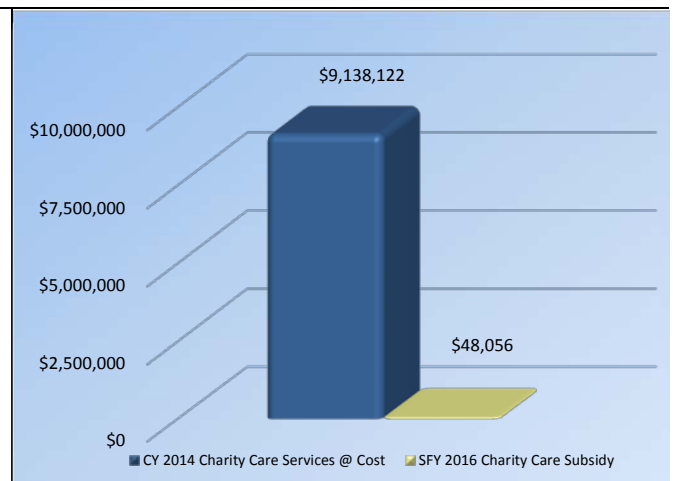
- Hospitals also give back to the community by serving as the primary source of medical services for the state's 700,000 uninsured, thus serving as the healthcare safety net for the most needy.
- In 2015, uninsured patients presented at Overlook Medical Center on 16,288 occasions.
- New Jersey's general hospitals are predominantly not-for-profit entities — any excess revenue over expenses is returned to the community in the form of new medical technology, expanded hospital services, maintenance and expansion of physical infrastructure and the enhanced ability to hire and maintain skilled workforce.

ANNUAL TAXES

Overlook Medical Center pays \$4,475,400 annually in taxes including:

- 0.53 Percent Assessment: \$3,800,500
- Adjusted Admissions Assessment: \$461,000
- Newborn Screening Fees: \$213,800
- Other assessments such as New Jersey Poison Information & Education System (NJPIES) and Maternal and Child Health Consortium Assessment
- In addition, hospitals support their local municipalities through voluntary, negotiated payments and in-kind contributions.

SFY 2017 CHARITY CARE SUBSIDY SHORTFALL



Raritan Bay Medical Center - Old Bridge

ANNUAL CONTRIBUTIONS TO THE LOCAL AND STATE ECONOMY

Total Expenditures: \$79,219,000

▪ **522 full-time equivalent jobs, including:**

Nursing:	146
Therapy:	22
Radiology:	33
Pharmacy:	14
Pathology and Laboratory:	18
Dietary/Housekeeping/Maintenance:	52
Total Employee Payroll:	\$31,053,000
Estimated State Income Taxes Paid by Employees:	\$1,715,700

▪ **Purchased Services of \$12,174,000, including:**

Contracted Labor: \$7,961,000
Pharmaceutical Drugs: \$2,733,000
Dietary/Laundry/Housekeeping Supplies: \$362,000
Building Supplies: \$11,000
Utilities: \$1,107,000 including:
\$780,000 in Electric
\$144,000 in Oil & Gas
\$183,000 in Water/Sewage/Disposal

ANNUAL CONTRIBUTIONS AS A HEALTHCARE SAFETY NET

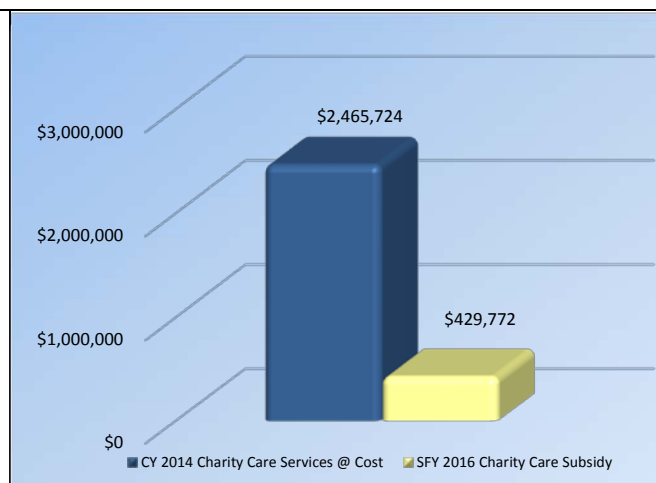
- Hospitals also give back to the community by serving as the primary source of medical services for the state's 700,000 uninsured, thus serving as the healthcare safety net for the most needy.
- In 2015, uninsured patients presented at Raritan Bay Medical Center - Old Bridge on 2,665 occasions.
- New Jersey's general hospitals are predominantly not-for-profit entities — any excess revenue over expenses is returned to the community in the form of new medical technology, expanded hospital services, maintenance and expansion of physical infrastructure and the enhanced ability to hire and maintain skilled workforce.

ANNUAL TAXES

Raritan Bay Medical Center - Old Bridge pays \$509,900 annually in taxes including:

- 0.53 Percent Assessment: \$433,600
- Adjusted Admissions Assessment: \$76,400
- Newborn Screening Fees: \$0
- Other assessments such as New Jersey Poison Information & Education System (NJPIES) and Maternal and Child Health Consortium Assessment
- In addition, hospitals support their local municipalities through voluntary, negotiated payments and in-kind contributions.

SFY 2017 CHARITY CARE SUBSIDY SHORTFALL



Raritan Bay Medical Center - Perth Amboy

ANNUAL CONTRIBUTIONS TO THE LOCAL AND STATE ECONOMY

Total Expenditures: \$176,233,000

▪ **1,232 full-time equivalent jobs, including:**

Nursing:	330
Therapy:	29
Radiology:	45
Pharmacy:	18
Pathology and Laboratory:	48
Dietary/Housekeeping/Maintenance:	114
Total Employee Payroll:	\$75,653,000
Estimated State Income Taxes Paid by Employees:	\$4,179,800

▪ **Purchased Services of \$27,372,000, including:**

Contracted Labor: \$20,692,000
Pharmaceutical Drugs: \$3,231,000
Dietary/Laundry/Housekeeping Supplies: \$590,000
Building Supplies: \$0
Utilities: \$2,859,000 including:
\$1,826,000 in Electric
\$371,000 in Oil & Gas
\$662,000 in Water/Sewage/Disposal

ANNUAL CONTRIBUTIONS AS A HEALTHCARE SAFETY NET

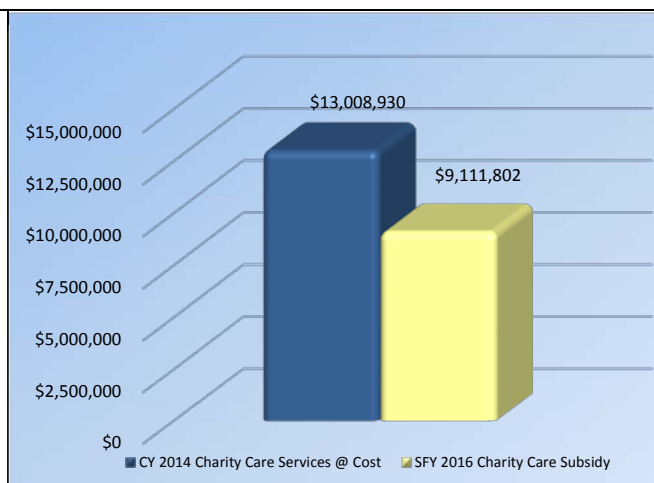
- Hospitals also give back to the community by serving as the primary source of medical services for the state's 700,000 uninsured, thus serving as the healthcare safety net for the most needy.
- In 2015, uninsured patients presented at Raritan Bay Medical Center - Perth Amboy on 12,289 occasions.
- New Jersey's general hospitals are predominantly not-for-profit entities — any excess revenue over expenses is returned to the community in the form of new medical technology, expanded hospital services, maintenance and expansion of physical infrastructure and the enhanced ability to hire and maintain skilled workforce.

ANNUAL TAXES

Raritan Bay Medical Center - Perth Amboy pays \$1,161,200 annually in taxes including:

- 0.53 Percent Assessment: \$893,600
- Adjusted Admissions Assessment: \$160,200
- Newborn Screening Fees: \$107,400
- Other assessments such as New Jersey Poison Information & Education System (NJPIES) and Maternal and Child Health Consortium Assessment
- In addition, hospitals support their local municipalities through voluntary, negotiated payments and in-kind contributions.

SFY 2017 CHARITY CARE SUBSIDY SHORTFALL



Riverview Medical Center

ANNUAL CONTRIBUTIONS TO THE LOCAL AND STATE ECONOMY

Total Expenditures: \$240,500,000

▪ **1,393 full-time equivalent jobs, including:**

Nursing:	374
Therapy:	48
Radiology:	87
Pharmacy:	37
Pathology and Laboratory:	53
Dietary/Housekeeping/Maintenance:	98
Total Employee Payroll:	\$102,151,000
Estimated State Income Taxes Paid by Employees:	\$5,643,800

▪ **Purchased Services of \$28,724,000, including:**

Contracted Labor: \$15,297,000
Pharmaceutical Drugs: \$8,193,000
Dietary/Laundry/Housekeeping Supplies: \$1,371,000
Building Supplies: \$931,000
Utilities: \$2,932,000 including:
\$1,882,000 in Electric
\$769,000 in Oil & Gas
\$281,000 in Water/Sewage/Disposal

ANNUAL CONTRIBUTIONS AS A HEALTHCARE SAFETY NET

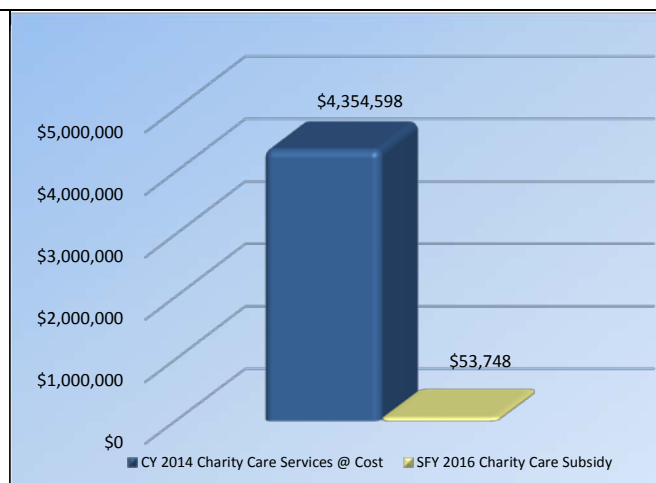
- Hospitals also give back to the community by serving as the primary source of medical services for the state's 700,000 uninsured, thus serving as the healthcare safety net for the most needy.
- In 2015, uninsured patients presented at Riverview Medical Center on 11,024 occasions.
- New Jersey's general hospitals are predominantly not-for-profit entities — any excess revenue over expenses is returned to the community in the form of new medical technology, expanded hospital services, maintenance and expansion of physical infrastructure and the enhanced ability to hire and maintain skilled workforce.

ANNUAL TAXES

Riverview Medical Center pays \$1,856,100 annually in taxes including:

- 0.53 Percent Assessment: \$1,501,700
- Adjusted Admissions Assessment: \$221,800
- Newborn Screening Fees: \$132,600
- Other assessments such as New Jersey Poison Information & Education System (NJPIES) and Maternal and Child Health Consortium Assessment
- In addition, hospitals support their local municipalities through voluntary, negotiated payments and in-kind contributions.

SFY 2017 CHARITY CARE SUBSIDY SHORTFALL



R.W.J. University Hospital

ANNUAL CONTRIBUTIONS TO THE LOCAL AND STATE ECONOMY

Total Expenditures: \$1,008,981,000

▪ **4,688 full-time equivalent jobs, including:**

Nursing:	1,703
Therapy:	160
Radiology:	172
Pharmacy:	108
Pathology and Laboratory:	226
Dietary/Housekeeping/Maintenance:	408
Total Employee Payroll:	\$350,945,000
Estimated State Income Taxes Paid by Employees:	\$19,389,700

▪ **Purchased Services of \$108,129,000, including:**

Contracted Labor: \$4,169,000
Pharmaceutical Drugs: \$87,876,000
Dietary/Laundry/Housekeeping Supplies: \$7,242,000
Building Supplies: N/A
Utilities: \$10,149,000 including:
\$7,326,000 in Electric
\$1,758,000 in Oil & Gas
\$1,065,000 in Water/Sewage/Disposal

ANNUAL CONTRIBUTIONS AS A HEALTHCARE SAFETY NET

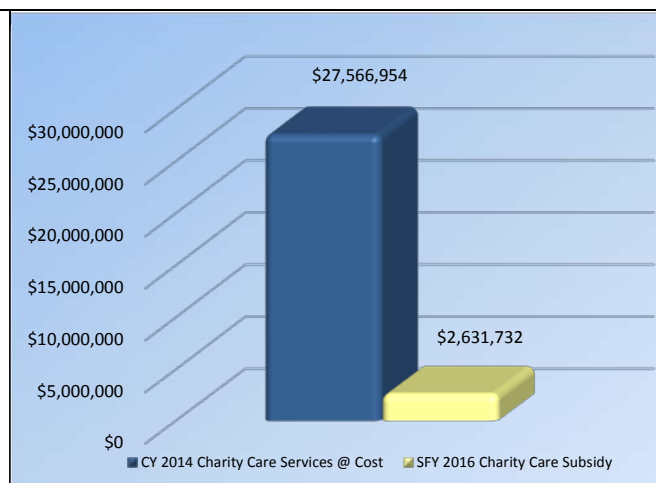
- Hospitals also give back to the community by serving as the primary source of medical services for the state's 700,000 uninsured, thus serving as the healthcare safety net for the most needy.
- In 2015, uninsured patients presented at R.W.J. University Hospital on 35,289 occasions.
- New Jersey's general hospitals are predominantly not-for-profit entities — any excess revenue over expenses is returned to the community in the form of new medical technology, expanded hospital services, maintenance and expansion of physical infrastructure and the enhanced ability to hire and maintain skilled workforce.

ANNUAL TAXES

R.W.J. University Hospital pays \$6,284,900 annually in taxes including:

- 0.53 Percent Assessment: \$5,546,700
- Adjusted Admissions Assessment: \$540,600
- Newborn Screening Fees: \$197,600
- Other assessments such as New Jersey Poison Information & Education System (NJPIES) and Maternal and Child Health Consortium Assessment
- In addition, hospitals support their local municipalities through voluntary, negotiated payments and in-kind contributions.

SFY 2017 CHARITY CARE SUBSIDY SHORTFALL



R.W.J. University Hospital Hamilton

ANNUAL CONTRIBUTIONS TO THE LOCAL AND STATE ECONOMY

Total Expenditures: \$190,881,000

▪ **995 full-time equivalent jobs, including:**

Nursing:	295
Therapy:	48
Radiology:	87
Pharmacy:	33
Pathology and Laboratory:	51
Dietary/Housekeeping/Maintenance:	17
Total Employee Payroll:	\$68,302,000
Estimated State Income Taxes Paid by Employees:	\$3,773,700

▪ **Purchased Services of \$46,484,000, including:**

Contracted Labor: \$27,806,000
Pharmaceutical Drugs: \$14,379,000
Dietary/Laundry/Housekeeping Supplies: \$1,188,000
Building Supplies: \$5,000
Utilities: \$3,106,000 including:
\$2,656,000 in Electric
\$193,000 in Oil & Gas
\$257,000 in Water/Sewage/Disposal

ANNUAL CONTRIBUTIONS AS A HEALTHCARE SAFETY NET

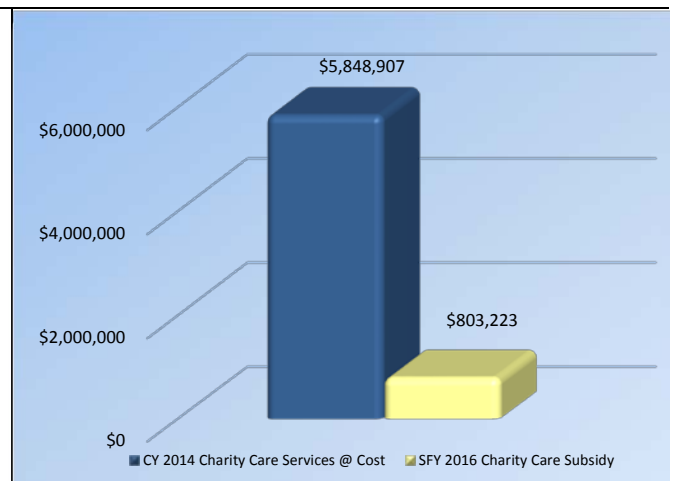
- Hospitals also give back to the community by serving as the primary source of medical services for the state's 700,000 uninsured, thus serving as the healthcare safety net for the most needy.
- In 2015, uninsured patients presented at R.W.J. University Hospital Hamilton on 10,348 occasions.
- New Jersey's general hospitals are predominantly not-for-profit entities — any excess revenue over expenses is returned to the community in the form of new medical technology, expanded hospital services, maintenance and expansion of physical infrastructure and the enhanced ability to hire and maintain skilled workforce.

ANNUAL TAXES

R.W.J. University Hospital Hamilton pays \$1,206,200 annually in taxes including:

- 0.53 Percent Assessment: \$1,039,600
- Adjusted Admissions Assessment: \$162,800
- Newborn Screening Fees: \$3,800
- Other assessments such as New Jersey Poison Information & Education System (NJPIES) and Maternal and Child Health Consortium Assessment
- In addition, hospitals support their local municipalities through voluntary, negotiated payments and in-kind contributions.

SFY 2017 CHARITY CARE SUBSIDY SHORTFALL



R.W.J. University Hospital Rahway

ANNUAL CONTRIBUTIONS TO THE LOCAL AND STATE ECONOMY

Total Expenditures: \$112,283,000

▪ **654 full-time equivalent jobs, including:**

Nursing:	187
Therapy:	51
Radiology:	46
Pharmacy:	19
Pathology and Laboratory:	39
Dietary/Housekeeping/Maintenance:	84
Total Employee Payroll:	\$44,455,000
Estimated State Income Taxes Paid by Employees:	\$2,456,100

▪ **Purchased Services of \$16,983,000, including:**

Contracted Labor: \$7,479,000
Pharmaceutical Drugs: \$5,857,000
Dietary/Laundry/Housekeeping Supplies: \$1,468,000
Building Supplies: \$278,000
Utilities: \$1,901,000 including:
\$1,166,000 in Electric
\$331,000 in Oil & Gas
\$404,000 in Water/Sewage/Disposal

ANNUAL CONTRIBUTIONS AS A HEALTHCARE SAFETY NET

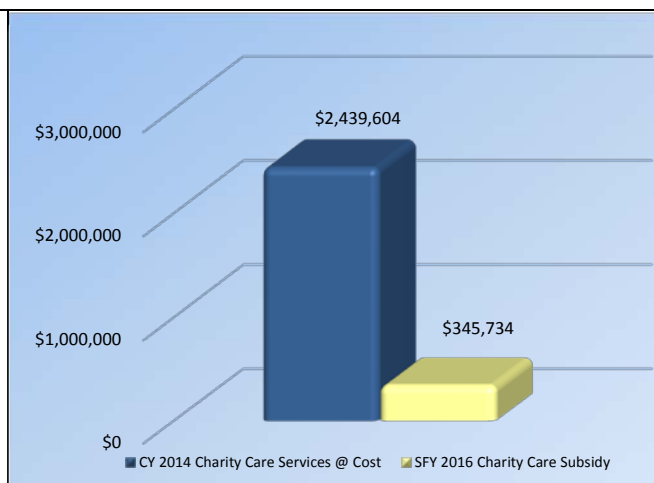
- Hospitals also give back to the community by serving as the primary source of medical services for the state's 700,000 uninsured, thus serving as the healthcare safety net for the most needy.
- In 2015, uninsured patients presented at R.W.J. University Hospital Rahway on 5,030 occasions.
- New Jersey's general hospitals are predominantly not-for-profit entities — any excess revenue over expenses is returned to the community in the form of new medical technology, expanded hospital services, maintenance and expansion of physical infrastructure and the enhanced ability to hire and maintain skilled workforce.

ANNUAL TAXES

R.W.J. University Hospital Rahway pays \$708,200 annually in taxes including:

- 0.53 Percent Assessment: \$628,200
- Adjusted Admissions Assessment: \$80,000
- Newborn Screening Fees: \$0
- Other assessments such as New Jersey Poison Information & Education System (NJPIES) and Maternal and Child Health Consortium Assessment
- In addition, hospitals support their local municipalities through voluntary, negotiated payments and in-kind contributions.

SFY 2017 CHARITY CARE SUBSIDY SHORTFALL



R.W.J. University Hospital Somerset

ANNUAL CONTRIBUTIONS TO THE LOCAL AND STATE ECONOMY

Total Expenditures: \$276,847,000

▪ **1,684 full-time equivalent jobs, including:**

Nursing:	493
Therapy:	111
Radiology:	101
Pharmacy:	36
Pathology and Laboratory:	99
Dietary/Housekeeping/Maintenance:	181
Total Employee Payroll:	\$109,373,000
Estimated State Income Taxes Paid by Employees:	\$6,042,900

▪ **Purchased Services of \$26,520,000, including:**

Contracted Labor: \$8,506,000
Pharmaceutical Drugs: \$9,937,000
Dietary/Laundry/Housekeeping Supplies: \$2,634,000
Building Supplies: \$718,000
Utilities: \$4,725,000 including:
\$2,817,000 in Electric
\$1,017,000 in Oil & Gas
\$891,000 in Water/Sewage/Disposal

ANNUAL CONTRIBUTIONS AS A HEALTHCARE SAFETY NET

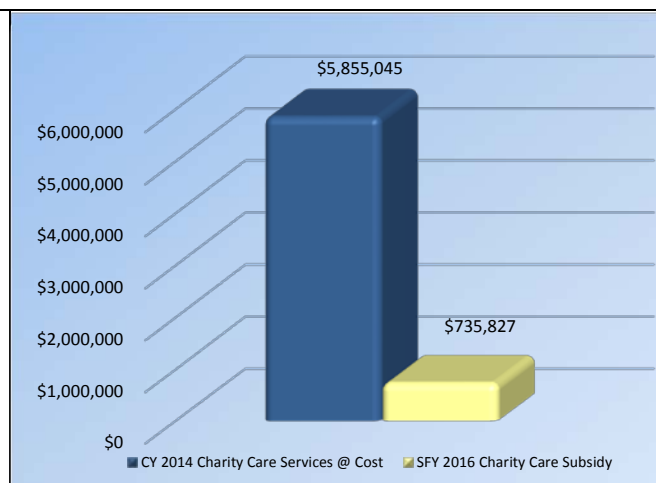
- Hospitals also give back to the community by serving as the primary source of medical services for the state's 700,000 uninsured, thus serving as the healthcare safety net for the most needy.
- In 2015, uninsured patients presented at R.W.J. University Hospital Somerset on 9,684 occasions.
- New Jersey's general hospitals are predominantly not-for-profit entities — any excess revenue over expenses is returned to the community in the form of new medical technology, expanded hospital services, maintenance and expansion of physical infrastructure and the enhanced ability to hire and maintain skilled workforce.

ANNUAL TAXES

R.W.J. University Hospital Somerset pays \$1,915,500 annually in taxes including:

- 0.53 Percent Assessment: \$1,579,800
- Adjusted Admissions Assessment: \$264,900
- Newborn Screening Fees: \$70,700
- Other assessments such as New Jersey Poison Information & Education System (NJPIES) and Maternal and Child Health Consortium Assessment
- In addition, hospitals support their local municipalities through voluntary, negotiated payments and in-kind contributions.

SFY 2017 CHARITY CARE SUBSIDY SHORTFALL



Saint Barnabas Medical Center

ANNUAL CONTRIBUTIONS TO THE LOCAL AND STATE ECONOMY

Total Expenditures: \$691,406,000

▪ **2,851 full-time equivalent jobs, including:**

Nursing:	929
Therapy:	181
Radiology:	146
Pharmacy:	77
Pathology and Laboratory:	152
Dietary/Housekeeping/Maintenance:	46
Total Employee Payroll:	\$234,758,000
Estimated State Income Taxes Paid by Employees:	\$12,970,400

▪ **Purchased Services of \$135,667,000, including:**

Contracted Labor: \$56,730,000
Pharmaceutical Drugs: \$68,463,000
Dietary/Laundry/Housekeeping Supplies: \$2,889,000
Building Supplies: \$2,069,000
Utilities: \$5,516,000 including:
\$3,805,000 in Electric
\$874,000 in Oil & Gas
\$837,000 in Water/Sewage/Disposal

ANNUAL CONTRIBUTIONS AS A HEALTHCARE SAFETY NET

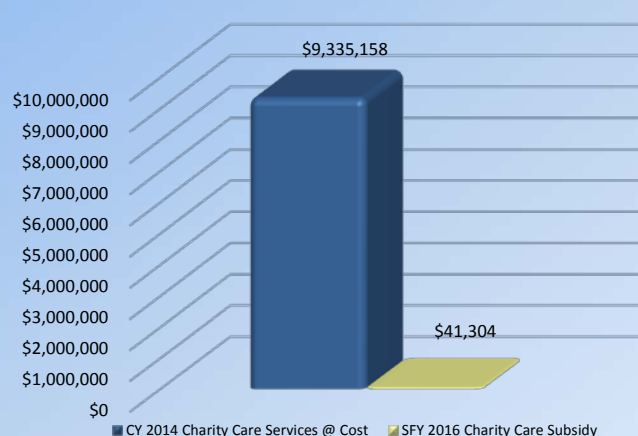
- Hospitals also give back to the community by serving as the primary source of medical services for the state's 700,000 uninsured, thus serving as the healthcare safety net for the most needy.
- In 2015, uninsured patients presented at Saint Barnabas Medical Center on 24,936 occasions.
- New Jersey's general hospitals are predominantly not-for-profit entities — any excess revenue over expenses is returned to the community in the form of new medical technology, expanded hospital services, maintenance and expansion of physical infrastructure and the enhanced ability to hire and maintain skilled workforce.

ANNUAL TAXES

Saint Barnabas Medical Center pays \$5,131,600 annually in taxes including:

- 0.53 Percent Assessment: \$4,128,600
- Adjusted Admissions Assessment: \$495,800
- Newborn Screening Fees: \$507,200
- Other assessments such as New Jersey Poison Information & Education System (NJPIES) and Maternal and Child Health Consortium Assessment
- In addition, hospitals support their local municipalities through voluntary, negotiated payments and in-kind contributions.

SFY 2017 CHARITY CARE SUBSIDY SHORTFALL



Saint Clare's Hospital/Denville

ANNUAL CONTRIBUTIONS TO THE LOCAL AND STATE ECONOMY

Total Expenditures: \$218,371,000

▪ **1,425 full-time equivalent jobs, including:**

Nursing:	370
Therapy:	43
Radiology:	68
Pharmacy:	32
Pathology and Laboratory:	50
Dietary/Housekeeping/Maintenance:	170
Total Employee Payroll:	\$89,987,000
Estimated State Income Taxes Paid by Employees:	\$4,971,800

▪ **Purchased Services of \$40,982,000, including:**

Contracted Labor: \$29,374,000
Pharmaceutical Drugs: \$6,635,000
Dietary/Laundry/Housekeeping Supplies: \$1,212,000
Building Supplies: \$113,000
Utilities: \$3,648,000 including:
\$2,241,000 in Electric
\$1,099,000 in Oil & Gas
\$308,000 in Water/Sewage/Disposal

ANNUAL CONTRIBUTIONS AS A HEALTHCARE SAFETY NET

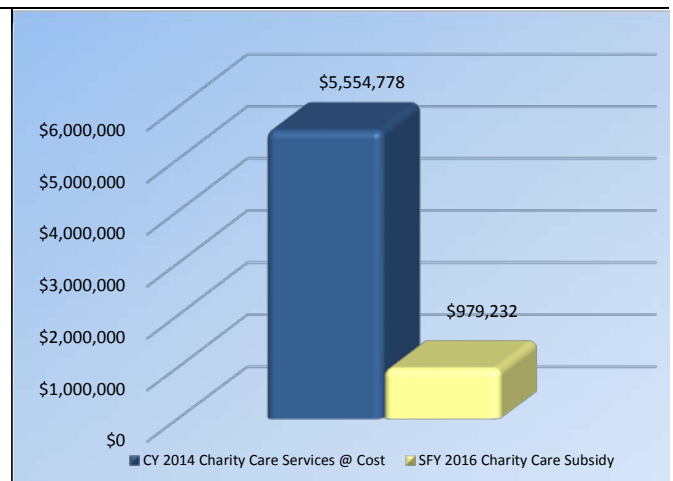
- Hospitals also give back to the community by serving as the primary source of medical services for the state's 700,000 uninsured, thus serving as the healthcare safety net for the most needy.
- In 2015, uninsured patients presented at Saint Clare's Hospital/Denville on 9,298 occasions.
- New Jersey's general hospitals are predominantly not-for-profit entities — any excess revenue over expenses is returned to the community in the form of new medical technology, expanded hospital services, maintenance and expansion of physical infrastructure and the enhanced ability to hire and maintain skilled workforce.

ANNUAL TAXES

Saint Clare's Hospital/Denville pays \$936,800 annually in taxes including:

- 0.53 Percent Assessment: \$605,800
- Adjusted Admissions Assessment: \$216,000
- Newborn Screening Fees: \$114,900
- Other assessments such as New Jersey Poison Information & Education System (NJPIES) and Maternal and Child Health Consortium Assessment
- In addition, hospitals support their local municipalities through voluntary, negotiated payments and in-kind contributions.

SFY 2017 CHARITY CARE SUBSIDY SHORTFALL



Saint Clare's Hospital/Dover

ANNUAL CONTRIBUTIONS TO THE LOCAL AND STATE ECONOMY

Total Expenditures: \$64,318,000

▪ **425 full-time equivalent jobs, including:**

Nursing:	69
Therapy:	27
Radiology:	32
Pharmacy:	5
Pathology and Laboratory:	12
Dietary/Housekeeping/Maintenance:	60
Total Employee Payroll:	\$27,214,000
Estimated State Income Taxes Paid by Employees:	\$1,503,600

▪ **Purchased Services of \$14,244,000, including:**

Contracted Labor: \$10,304,000
Pharmaceutical Drugs: \$996,000
Dietary/Laundry/Housekeeping Supplies: \$600,000
Building Supplies: \$65,000
Utilities: \$2,279,000 including:
\$1,505,000 in Electric
\$630,000 in Oil & Gas
\$144,000 in Water/Sewage/Disposal

ANNUAL CONTRIBUTIONS AS A HEALTHCARE SAFETY NET

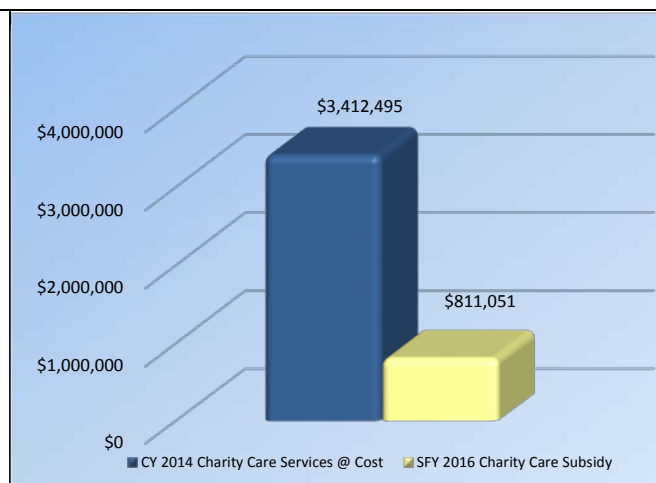
- Hospitals also give back to the community by serving as the primary source of medical services for the state's 700,000 uninsured, thus serving as the healthcare safety net for the most needy.
- In 2015, uninsured patients presented at Saint Clare's Hospital/Dover on 6,855 occasions.
- New Jersey's general hospitals are predominantly not-for-profit entities — any excess revenue over expenses is returned to the community in the form of new medical technology, expanded hospital services, maintenance and expansion of physical infrastructure and the enhanced ability to hire and maintain skilled workforce.

ANNUAL TAXES

Saint Clare's Hospital/Dover pays \$956,200 annually in taxes including:

- 0.53 Percent Assessment: \$886,600
- Adjusted Admissions Assessment: \$69,600
- Newborn Screening Fees: \$0
- Other assessments such as New Jersey Poison Information & Education System (NJPIES) and Maternal and Child Health Consortium Assessment
- In addition, hospitals support their local municipalities through voluntary, negotiated payments and in-kind contributions.

SFY 2017 CHARITY CARE SUBSIDY SHORTFALL



Saint Michael's Medical Center

ANNUAL CONTRIBUTIONS TO THE LOCAL AND STATE ECONOMY

Total Expenditures: \$235,177,000

▪ **1,124 full-time equivalent jobs, including:**

Nursing:	229
Therapy:	31
Radiology:	50
Pharmacy:	24
Pathology and Laboratory:	63
Dietary/Housekeeping/Maintenance:	126
Total Employee Payroll:	\$81,757,000
Estimated State Income Taxes Paid by Employees:	\$4,517,100

▪ **Purchased Services of \$54,034,000, including:**

Contracted Labor: \$40,306,000
Pharmaceutical Drugs: \$9,291,000
Dietary/Laundry/Housekeeping Supplies: \$33,000
Building Supplies: \$447,000
Utilities: \$3,957,000 including:
\$2,454,000 in Electric
\$937,000 in Oil & Gas
\$566,000 in Water/Sewage/Disposal

ANNUAL CONTRIBUTIONS AS A HEALTHCARE SAFETY NET

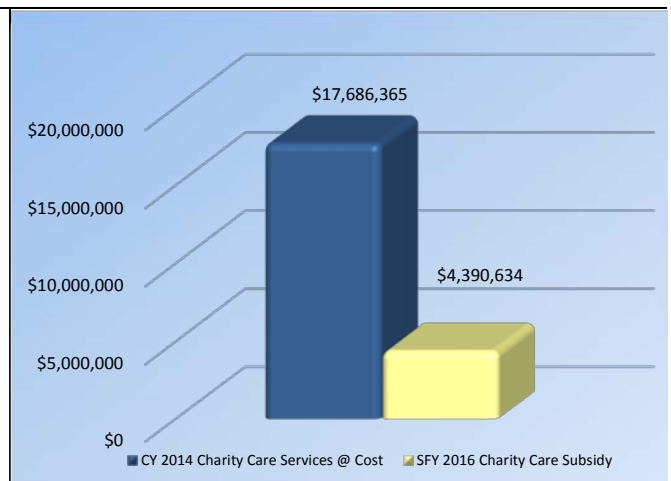
- Hospitals also give back to the community by serving as the primary source of medical services for the state's 700,000 uninsured, thus serving as the healthcare safety net for the most needy.
- In 2015, uninsured patients presented at Saint Michael's Medical Center on 31,490 occasions.
- New Jersey's general hospitals are predominantly not-for-profit entities — any excess revenue over expenses is returned to the community in the form of new medical technology, expanded hospital services, maintenance and expansion of physical infrastructure and the enhanced ability to hire and maintain skilled workforce.

ANNUAL TAXES

Saint Michael's Medical Center pays \$1,253,200 annually in taxes including:

- 0.53 Percent Assessment: \$1,104,000
- Adjusted Admissions Assessment: \$149,200
- Newborn Screening Fees: \$0
- Other assessments such as New Jersey Poison Information & Education System (NJPIES) and Maternal and Child Health Consortium Assessment
- In addition, hospitals support their local municipalities through voluntary, negotiated payments and in-kind contributions.

SFY 2017 CHARITY CARE SUBSIDY SHORTFALL



Saint Peter's University Hospital

ANNUAL CONTRIBUTIONS TO THE LOCAL AND STATE ECONOMY

Total Expenditures: \$428,411,000

▪ **2,473 full-time equivalent jobs, including:**

Nursing:	631
Therapy:	79
Radiology:	131
Pharmacy:	50
Pathology and Laboratory:	83
Dietary/Housekeeping/Maintenance:	255
Total Employee Payroll:	\$194,811,000
Estimated State Income Taxes Paid by Employees:	\$10,763,300

▪ **Purchased Services of \$51,979,000, including:**

Contracted Labor: \$25,459,000
Pharmaceutical Drugs: \$16,896,000
Dietary/Laundry/Housekeeping Supplies: \$3,430,000
Building Supplies: \$395,000
Utilities: \$5,799,000 including:
\$3,221,000 in Electric
\$1,347,000 in Oil & Gas
\$1,322,000 in Water/Sewage/Disposal

ANNUAL CONTRIBUTIONS AS A HEALTHCARE SAFETY NET

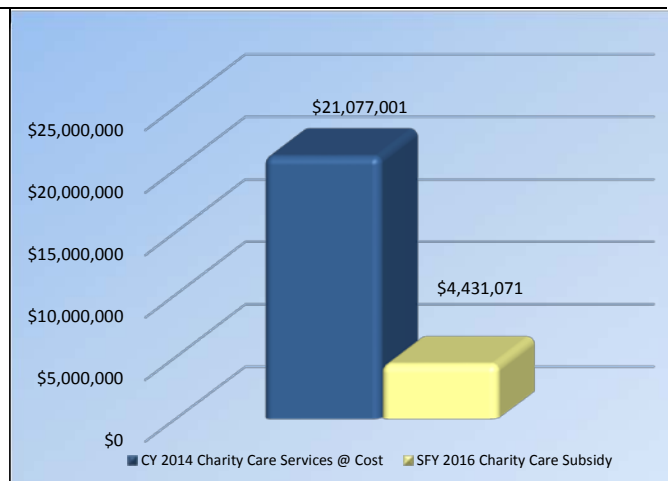
- Hospitals also give back to the community by serving as the primary source of medical services for the state's 700,000 uninsured, thus serving as the healthcare safety net for the most needy.
- In 2015, uninsured patients presented at Saint Peter's University Hospital on 59,510 occasions.
- New Jersey's general hospitals are predominantly not-for-profit entities — any excess revenue over expenses is returned to the community in the form of new medical technology, expanded hospital services, maintenance and expansion of physical infrastructure and the enhanced ability to hire and maintain skilled workforce.

ANNUAL TAXES

Saint Peter's University Hospital pays \$3,027,100 annually in taxes including:

- 0.53 Percent Assessment: \$2,269,600
- Adjusted Admissions Assessment: \$349,600
- Newborn Screening Fees: \$407,900
- Other assessments such as New Jersey Poison Information & Education System (NJPIES) and Maternal and Child Health Consortium Assessment
- In addition, hospitals support their local municipalities through voluntary, negotiated payments and in-kind contributions.

SFY 2017 CHARITY CARE SUBSIDY SHORTFALL



Shore Medical Center

ANNUAL CONTRIBUTIONS TO THE LOCAL AND STATE ECONOMY

Total Expenditures: \$185,694,000

▪ **890 full-time equivalent jobs, including:**

Nursing:	293
Therapy:	25
Radiology:	53
Pharmacy:	26
Pathology and Laboratory:	49
Dietary/Housekeeping/Maintenance:	30
Total Employee Payroll:	\$66,491,000
Estimated State Income Taxes Paid by Employees:	\$3,673,600

▪ **Purchased Services of \$44,378,000, including:**

Contracted Labor: \$31,141,000
Pharmaceutical Drugs: \$9,291,000
Dietary/Laundry/Housekeeping Supplies: \$408,000
Building Supplies: \$399,000
Utilities: \$3,139,000 including:
\$2,210,000 in Electric
\$614,000 in Oil & Gas
\$315,000 in Water/Sewage/Disposal

ANNUAL CONTRIBUTIONS AS A HEALTHCARE SAFETY NET

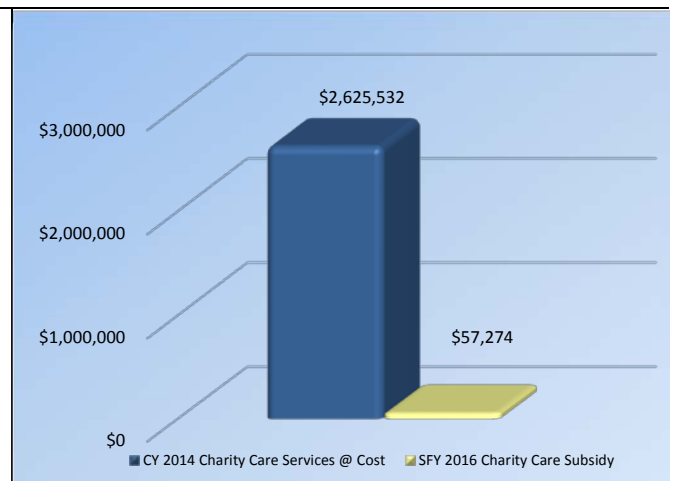
- Hospitals also give back to the community by serving as the primary source of medical services for the state's 700,000 uninsured, thus serving as the healthcare safety net for the most needy.
- In 2015, uninsured patients presented at Shore Medical Center on 5,017 occasions.
- New Jersey's general hospitals are predominantly not-for-profit entities — any excess revenue over expenses is returned to the community in the form of new medical technology, expanded hospital services, maintenance and expansion of physical infrastructure and the enhanced ability to hire and maintain skilled workforce.

ANNUAL TAXES

Shore Medical Center pays \$1,293,500 annually in taxes including:

- 0.53 Percent Assessment: \$992,800
- Adjusted Admissions Assessment: \$189,300
- Newborn Screening Fees: \$111,500
- Other assessments such as New Jersey Poison Information & Education System (NJPIES) and Maternal and Child Health Consortium Assessment
- In addition, hospitals support their local municipalities through voluntary, negotiated payments and in-kind contributions.

SFY 2017 CHARITY CARE SUBSIDY SHORTFALL



Southern Ocean Medical Center

ANNUAL CONTRIBUTIONS TO THE LOCAL AND STATE ECONOMY

Total Expenditures: \$150,569,000

▪ **825 full-time equivalent jobs, including:**

Nursing:	196
Therapy:	40
Radiology:	54
Pharmacy:	20
Pathology and Laboratory:	37
Dietary/Housekeeping/Maintenance:	71
Total Employee Payroll:	\$56,393,000
Estimated State Income Taxes Paid by Employees:	\$3,115,700

▪ **Purchased Services of \$29,890,000, including:**

Contracted Labor: \$10,229,000
Pharmaceutical Drugs: \$15,895,000
Dietary/Laundry/Housekeeping Supplies: \$762,000
Building Supplies: \$631,000
Utilities: \$2,373,000 including:
\$1,678,000 in Electric
\$432,000 in Oil & Gas
\$263,000 in Water/Sewage/Disposal

ANNUAL CONTRIBUTIONS AS A HEALTHCARE SAFETY NET

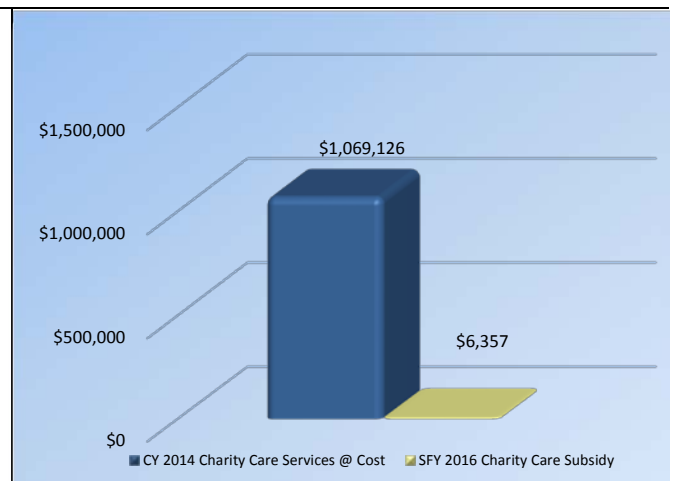
- Hospitals also give back to the community by serving as the primary source of medical services for the state's 700,000 uninsured, thus serving as the healthcare safety net for the most needy.
- In 2015, uninsured patients presented at Southern Ocean Medical Center on 3,602 occasions.
- New Jersey's general hospitals are predominantly not-for-profit entities — any excess revenue over expenses is returned to the community in the form of new medical technology, expanded hospital services, maintenance and expansion of physical infrastructure and the enhanced ability to hire and maintain skilled workforce.

ANNUAL TAXES

Southern Ocean Medical Center pays \$1,050,200 annually in taxes including:

- 0.53 Percent Assessment: \$878,200
- Adjusted Admissions Assessment: \$139,600
- Newborn Screening Fees: \$32,500
- Other assessments such as New Jersey Poison Information & Education System (NJPIES) and Maternal and Child Health Consortium Assessment
- In addition, hospitals support their local municipalities through voluntary, negotiated payments and in-kind contributions.

SFY 2017 CHARITY CARE SUBSIDY SHORTFALL



St. Francis Medical Center

ANNUAL CONTRIBUTIONS TO THE LOCAL AND STATE ECONOMY

Total Expenditures: \$128,052,000

▪ **664 full-time equivalent jobs, including:**

Nursing:	208
Therapy:	43
Radiology:	10
Pharmacy:	12
Pathology and Laboratory:	25
Dietary/Housekeeping/Maintenance:	40
Total Employee Payroll:	\$43,944,000
Estimated State Income Taxes Paid by Employees:	\$2,427,900

▪ **Purchased Services of \$18,230,000, including:**

Contracted Labor: \$8,979,000
Pharmaceutical Drugs: \$5,300,000
Dietary/Laundry/Housekeeping Supplies: \$945,000
Building Supplies: \$17,000
Utilities: \$2,989,000 including:
\$1,394,000 in Electric
\$546,000 in Oil & Gas
\$1,049,000 in Water/Sewage/Disposal

ANNUAL CONTRIBUTIONS AS A HEALTHCARE SAFETY NET

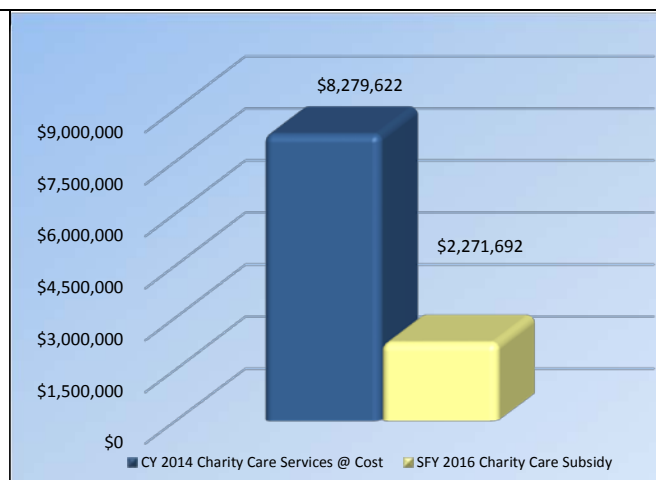
- Hospitals also give back to the community by serving as the primary source of medical services for the state's 700,000 uninsured, thus serving as the healthcare safety net for the most needy.
- In 2015, uninsured patients presented at St. Francis Medical Center on 29,721 occasions.
- New Jersey's general hospitals are predominantly not-for-profit entities — any excess revenue over expenses is returned to the community in the form of new medical technology, expanded hospital services, maintenance and expansion of physical infrastructure and the enhanced ability to hire and maintain skilled workforce.

ANNUAL TAXES

St. Francis Medical Center pays \$745,600 annually in taxes including:

- 0.53 Percent Assessment: \$658,600
- Adjusted Admissions Assessment: \$87,000
- Newborn Screening Fees: \$0
- Other assessments such as New Jersey Poison Information & Education System (NJPIES) and Maternal and Child Health Consortium Assessment
- In addition, hospitals support their local municipalities through voluntary, negotiated payments and in-kind contributions.

SFY 2017 CHARITY CARE SUBSIDY SHORTFALL



St. Joseph's Regional Medical Center

ANNUAL CONTRIBUTIONS TO THE LOCAL AND STATE ECONOMY

Total Expenditures: \$710,502,000

▪ **3,828 full-time equivalent jobs, including:**

Nursing:	936
Therapy:	123
Radiology:	176
Pharmacy:	90
Pathology and Laboratory:	104
Dietary/Housekeeping/Maintenance:	263
Total Employee Payroll:	\$299,860,000
Estimated State Income Taxes Paid by Employees:	\$16,567,300

▪ **Purchased Services of \$102,627,000, including:**

Contracted Labor: \$67,636,000
Pharmaceutical Drugs: \$24,173,000
Dietary/Laundry/Housekeeping Supplies: \$2,543,000
Building Supplies: \$908,000
Utilities: \$7,367,000 including:
\$4,350,000 in Electric
\$1,678,000 in Oil & Gas
\$1,339,000 in Water/Sewage/Disposal

ANNUAL CONTRIBUTIONS AS A HEALTHCARE SAFETY NET

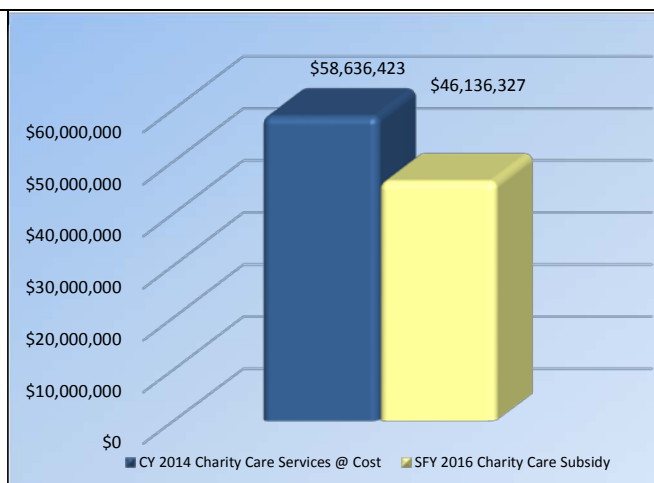
- Hospitals also give back to the community by serving as the primary source of medical services for the state's 700,000 uninsured, thus serving as the healthcare safety net for the most needy.
- In 2015, uninsured patients presented at St. Joseph's Regional Medical Center on 104,509 occasions.
- New Jersey's general hospitals are predominantly not-for-profit entities — any excess revenue over expenses is returned to the community in the form of new medical technology, expanded hospital services, maintenance and expansion of physical infrastructure and the enhanced ability to hire and maintain skilled workforce.

ANNUAL TAXES

St. Joseph's Regional Medical Center pays \$4,521,600 annually in taxes including:

- 0.53 Percent Assessment: \$3,836,800
- Adjusted Admissions Assessment: \$398,800
- Newborn Screening Fees: \$286,000
- Other assessments such as New Jersey Poison Information & Education System (NJPIES) and Maternal and Child Health Consortium Assessment
- In addition, hospitals support their local municipalities through voluntary, negotiated payments and in-kind contributions.

SFY 2017 CHARITY CARE SUBSIDY SHORTFALL



St. Joseph's Wayne Hospital

ANNUAL CONTRIBUTIONS TO THE LOCAL AND STATE ECONOMY

Total Expenditures: \$93,791,000

▪ **533 full-time equivalent jobs, including:**

Nursing:	182
Therapy:	35
Radiology:	46
Pharmacy:	18
Pathology and Laboratory:	17
Dietary/Housekeeping/Maintenance:	85
Total Employee Payroll:	\$37,370,000
Estimated State Income Taxes Paid by Employees:	\$2,064,700

▪ **Purchased Services of \$17,339,000, including:**

Contracted Labor: \$11,507,000
Pharmaceutical Drugs: \$3,433,000
Dietary/Laundry/Housekeeping Supplies: \$674,000
Building Supplies: \$251,000
Utilities: \$1,474,000 including:
\$993,000 in Electric
\$309,000 in Oil & Gas
\$172,000 in Water/Sewage/Disposal

ANNUAL CONTRIBUTIONS AS A HEALTHCARE SAFETY NET

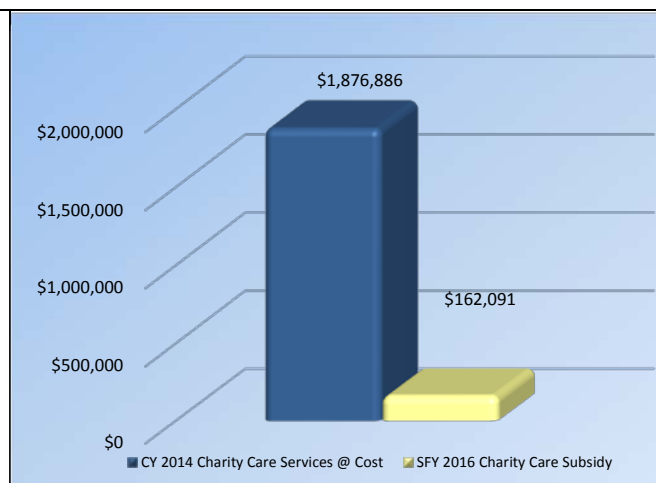
- Hospitals also give back to the community by serving as the primary source of medical services for the state's 700,000 uninsured, thus serving as the healthcare safety net for the most needy.
- In 2015, uninsured patients presented at St. Joseph's Wayne Hospital on 3,155 occasions.
- New Jersey's general hospitals are predominantly not-for-profit entities — any excess revenue over expenses is returned to the community in the form of new medical technology, expanded hospital services, maintenance and expansion of physical infrastructure and the enhanced ability to hire and maintain skilled workforce.

ANNUAL TAXES

St. Joseph's Wayne Hospital pays \$677,100 annually in taxes including:

- 0.53 Percent Assessment: \$567,400
- Adjusted Admissions Assessment: \$109,700
- Newborn Screening Fees: \$0
- Other assessments such as New Jersey Poison Information & Education System (NJPIES) and Maternal and Child Health Consortium Assessment
- In addition, hospitals support their local municipalities through voluntary, negotiated payments and in-kind contributions.

SFY 2017 CHARITY CARE SUBSIDY SHORTFALL



St. Luke's Warren Hospital

ANNUAL CONTRIBUTIONS TO THE LOCAL AND STATE ECONOMY

Total Expenditures: \$108,839,000

▪ **650 full-time equivalent jobs, including:**

Nursing:	150
Therapy:	39
Radiology:	50
Pharmacy:	13
Pathology and Laboratory:	40
Dietary/Housekeeping/Maintenance:	78
Total Employee Payroll:	\$41,738,000
Estimated State Income Taxes Paid by Employees:	\$2,306,000

▪ **Purchased Services of \$13,841,000, including:**

Contracted Labor: \$4,445,000
Pharmaceutical Drugs: \$6,626,000
Dietary/Laundry/Housekeeping Supplies: \$791,000
Building Supplies: \$237,000
Utilities: \$1,742,000 including:
\$964,000 in Electric
\$411,000 in Oil & Gas
\$367,000 in Water/Sewage/Disposal

ANNUAL CONTRIBUTIONS AS A HEALTHCARE SAFETY NET

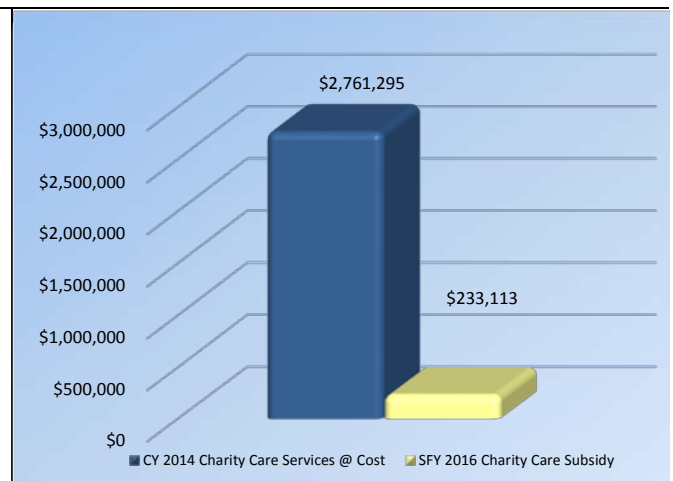
- Hospitals also give back to the community by serving as the primary source of medical services for the state's 700,000 uninsured, thus serving as the healthcare safety net for the most needy.
- In 2015, uninsured patients presented at St. Luke's Warren Hospital on 14,086 occasions.
- New Jersey's general hospitals are predominantly not-for-profit entities — any excess revenue over expenses is returned to the community in the form of new medical technology, expanded hospital services, maintenance and expansion of physical infrastructure and the enhanced ability to hire and maintain skilled workforce.

ANNUAL TAXES

St. Luke's Warren Hospital pays \$754,400 annually in taxes including:

- 0.53 Percent Assessment: \$663,700
- Adjusted Admissions Assessment: \$90,600
- Newborn Screening Fees: \$0
- Other assessments such as New Jersey Poison Information & Education System (NJPIES) and Maternal and Child Health Consortium Assessment
- In addition, hospitals support their local municipalities through voluntary, negotiated payments and in-kind contributions.

SFY 2017 CHARITY CARE SUBSIDY SHORTFALL



St. Mary's General Hospital

ANNUAL CONTRIBUTIONS TO THE LOCAL AND STATE ECONOMY

Total Expenditures: \$159,456,000

▪ **861 full-time equivalent jobs, including:**

Nursing:	243
Therapy:	24
Radiology:	51
Pharmacy:	20
Pathology and Laboratory:	33
Dietary/Housekeeping/Maintenance:	94
Total Employee Payroll:	\$53,594,000
Estimated State Income Taxes Paid by Employees:	\$2,961,100

▪ **Purchased Services of \$25,177,000, including:**

Contracted Labor: \$12,790,000
Pharmaceutical Drugs: \$8,153,000
Dietary/Laundry/Housekeeping Supplies: \$1,358,000
Building Supplies: \$314,000
Utilities: \$2,562,000 including:
\$1,588,000 in Electric
\$362,000 in Oil & Gas
\$612,000 in Water/Sewage/Disposal

ANNUAL CONTRIBUTIONS AS A HEALTHCARE SAFETY NET

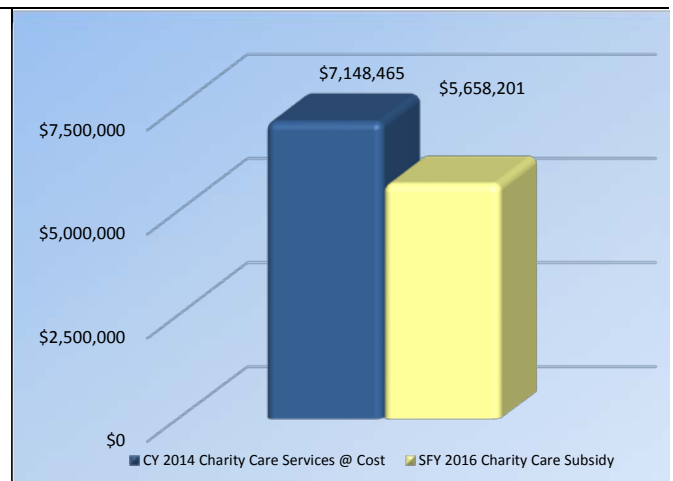
- Hospitals also give back to the community by serving as the primary source of medical services for the state's 700,000 uninsured, thus serving as the healthcare safety net for the most needy.
- In 2015, uninsured patients presented at St. Mary's General Hospital on 14,377 occasions.
- New Jersey's general hospitals are predominantly not-for-profit entities — any excess revenue over expenses is returned to the community in the form of new medical technology, expanded hospital services, maintenance and expansion of physical infrastructure and the enhanced ability to hire and maintain skilled workforce.

ANNUAL TAXES

St. Mary's General Hospital pays \$1,048,100 annually in taxes including:

- 0.53 Percent Assessment: \$854,300
- Adjusted Admissions Assessment: \$124,200
- Newborn Screening Fees: \$69,600
- Other assessments such as New Jersey Poison Information & Education System (NJPIES) and Maternal and Child Health Consortium Assessment
- In addition, hospitals support their local municipalities through voluntary, negotiated payments and in-kind contributions.

SFY 2017 CHARITY CARE SUBSIDY SHORTFALL



Trinitas Regional Medical Center

ANNUAL CONTRIBUTIONS TO THE LOCAL AND STATE ECONOMY

Total Expenditures: \$308,593,000

▪ **2,199 full-time equivalent jobs, including:**

Nursing:	475
Therapy:	60
Radiology:	101
Pharmacy:	30
Pathology and Laboratory:	41
Dietary/Housekeeping/Maintenance:	213
Total Employee Payroll:	\$135,324,000
Estimated State Income Taxes Paid by Employees:	\$7,476,700

▪ **Purchased Services of \$30,193,000, including:**

Contracted Labor: \$8,498,000
Pharmaceutical Drugs: \$14,167,000
Dietary/Laundry/Housekeeping Supplies: \$2,935,000
Building Supplies: \$361,000
Utilities: \$4,232,000 including:
\$2,645,000 in Electric
\$1,048,000 in Oil & Gas
\$539,000 in Water/Sewage/Disposal

ANNUAL CONTRIBUTIONS AS A HEALTHCARE SAFETY NET

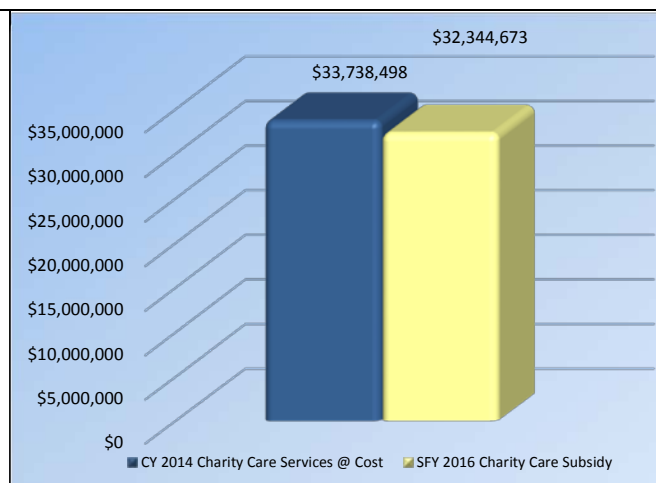
- Hospitals also give back to the community by serving as the primary source of medical services for the state's 700,000 uninsured, thus serving as the healthcare safety net for the most needy.
- In 2015, uninsured patients presented at Trinitas Regional Medical Center on 77,888 occasions.
- New Jersey's general hospitals are predominantly not-for-profit entities — any excess revenue over expenses is returned to the community in the form of new medical technology, expanded hospital services, maintenance and expansion of physical infrastructure and the enhanced ability to hire and maintain skilled workforce.

ANNUAL TAXES

Trinitas Regional Medical Center pays \$2,137,800 annually in taxes including:

- 0.53 Percent Assessment: \$1,658,300
- Adjusted Admissions Assessment: \$303,900
- Newborn Screening Fees: \$175,600
- Other assessments such as New Jersey Poison Information & Education System (NJPIES) and Maternal and Child Health Consortium Assessment
- In addition, hospitals support their local municipalities through voluntary, negotiated payments and in-kind contributions.

SFY 2017 CHARITY CARE SUBSIDY SHORTFALL



University Hospital

ANNUAL CONTRIBUTIONS TO THE LOCAL AND STATE ECONOMY

Total Expenditures: \$812,977,000

▪ **3,167 full-time equivalent jobs, including:**

Nursing:	783
Therapy:	107
Radiology:	144
Pharmacy:	66
Pathology and Laboratory:	126
Dietary/Housekeeping/Maintenance:	302
Total Employee Payroll:	\$230,710,000
Estimated State Income Taxes Paid by Employees:	\$12,746,700

▪ **Purchased Services of \$62,352,000, including:**

Contracted Labor: \$30,260,000
Pharmaceutical Drugs: \$19,996,000
Dietary/Laundry/Housekeeping Supplies: \$5,102,000
Building Supplies: \$688,000
Utilities: \$6,306,000 including:
\$1,230,000 in Electric
\$1,403,000 in Oil & Gas
\$3,673,000 in Water/Sewage/Disposal

ANNUAL CONTRIBUTIONS AS A HEALTHCARE SAFETY NET

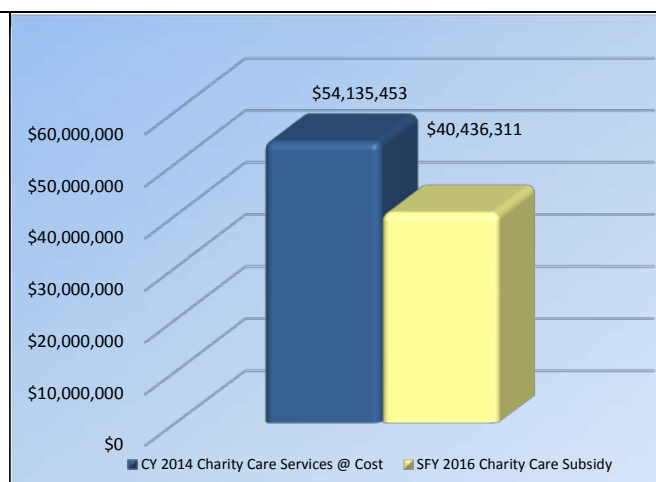
- Hospitals also give back to the community by serving as the primary source of medical services for the state's 700,000 uninsured, thus serving as the healthcare safety net for the most needy.
- In 2015, uninsured patients presented at University Hospital on 130,166 occasions.
- New Jersey's general hospitals are predominantly not-for-profit entities — any excess revenue over expenses is returned to the community in the form of new medical technology, expanded hospital services, maintenance and expansion of physical infrastructure and the enhanced ability to hire and maintain skilled workforce.

ANNUAL TAXES

University Hospital pays \$4,828,100 annually in taxes including:

- 0.53 Percent Assessment: \$4,235,800
- Adjusted Admissions Assessment: \$237,100
- Newborn Screening Fees: \$355,100
- Other assessments such as New Jersey Poison Information & Education System (NJPIES) and Maternal and Child Health Consortium Assessment
- In addition, hospitals support their local municipalities through voluntary, negotiated payments and in-kind contributions.

SFY 2017 CHARITY CARE SUBSIDY SHORTFALL



University Medical Center of Princeton at Plainsboro

ANNUAL CONTRIBUTIONS TO THE LOCAL AND STATE ECONOMY

Total Expenditures: \$413,016,000

▪ **2,233 full-time equivalent jobs, including:**

Nursing:	587
Therapy:	87
Radiology:	86
Pharmacy:	44
Pathology and Laboratory:	89
Dietary/Housekeeping/Maintenance:	174
Total Employee Payroll:	\$147,149,000
Estimated State Income Taxes Paid by Employees:	\$8,130,000

▪ **Purchased Services of \$55,557,000, including:**

Contracted Labor: \$31,263,000
Pharmaceutical Drugs: \$16,369,000
Dietary/Laundry/Housekeeping Supplies: \$1,358,000
Building Supplies: \$59,000
Utilities: \$6,508,000 including:
\$5,406,000 in Electric
\$49,000 in Oil & Gas
\$1,053,000 in Water/Sewage/Disposal

ANNUAL CONTRIBUTIONS AS A HEALTHCARE SAFETY NET

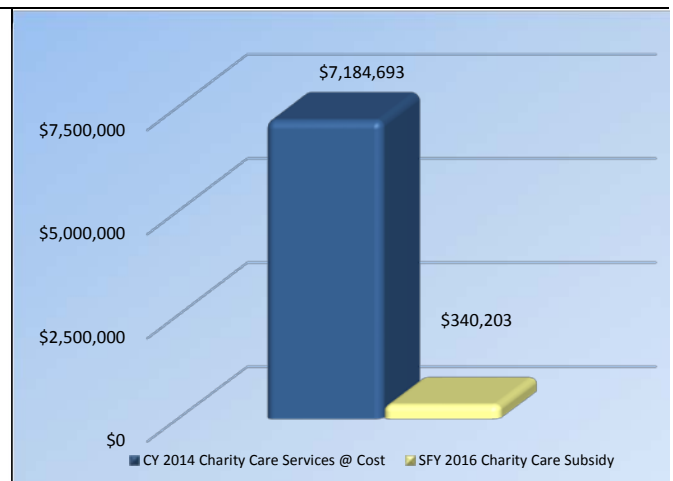
- Hospitals also give back to the community by serving as the primary source of medical services for the state's 700,000 uninsured, thus serving as the healthcare safety net for the most needy.
- In 2015, uninsured patients presented at University Medical Center of Princeton at Plainsboro on 20,818 occasions.
- New Jersey's general hospitals are predominantly not-for-profit entities — any excess revenue over expenses is returned to the community in the form of new medical technology, expanded hospital services, maintenance and expansion of physical infrastructure and the enhanced ability to hire and maintain skilled workforce.

ANNUAL TAXES

University Medical Center of Princeton at Plainsboro pays \$2,877,200 annually in taxes including:

- 0.53 Percent Assessment: \$2,220,500
- Adjusted Admissions Assessment: \$455,700
- Newborn Screening Fees: \$201,100
- Other assessments such as New Jersey Poison Information & Education System (NJPIES) and Maternal and Child Health Consortium Assessment
- In addition, hospitals support their local municipalities through voluntary, negotiated payments and in-kind contributions.

SFY 2017 CHARITY CARE SUBSIDY SHORTFALL



Valley Hospital

ANNUAL CONTRIBUTIONS TO THE LOCAL AND STATE ECONOMY

Total Expenditures: \$602,618,000

▪ **2,985 full-time equivalent jobs, including:**

Nursing:	816
Therapy:	109
Radiology:	246
Pharmacy:	69
Pathology and Laboratory:	159
Dietary/Housekeeping/Maintenance:	284
Total Employee Payroll:	\$242,480,000
Estimated State Income Taxes Paid by Employees:	\$13,397,000

▪ **Purchased Services of \$105,204,000, including:**

Contracted Labor: \$49,282,000
Pharmaceutical Drugs: \$44,962,000
Dietary/Laundry/Housekeeping Supplies: \$4,442,000
Building Supplies: \$262,000
Utilities: \$6,256,000 including:
\$4,502,000 in Electric
\$956,000 in Oil & Gas
\$798,000 in Water/Sewage/Disposal

ANNUAL CONTRIBUTIONS AS A HEALTHCARE SAFETY NET

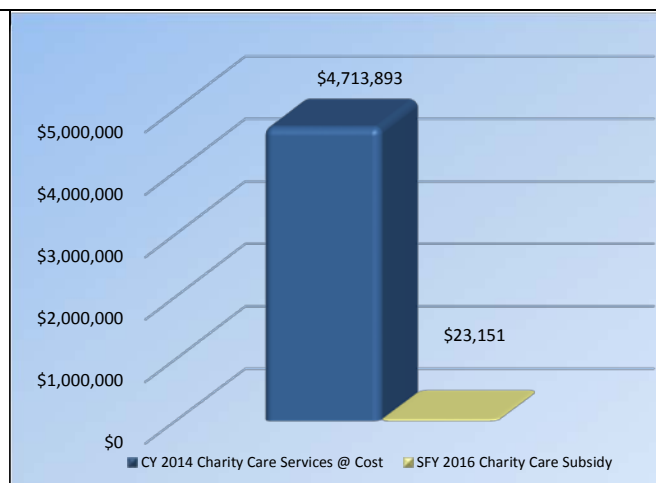
- Hospitals also give back to the community by serving as the primary source of medical services for the state's 700,000 uninsured, thus serving as the healthcare safety net for the most needy.
- In 2015, uninsured patients presented at Valley Hospital on 22,116 occasions.
- New Jersey's general hospitals are predominantly not-for-profit entities — any excess revenue over expenses is returned to the community in the form of new medical technology, expanded hospital services, maintenance and expansion of physical infrastructure and the enhanced ability to hire and maintain skilled workforce.

ANNUAL TAXES

Valley Hospital pays \$4,432,500 annually in taxes including:

- 0.53 Percent Assessment: \$3,643,900
- Adjusted Admissions Assessment: \$524,300
- Newborn Screening Fees: \$264,300
- Other assessments such as New Jersey Poison Information & Education System (NJPIES) and Maternal and Child Health Consortium Assessment
- In addition, hospitals support their local municipalities through voluntary, negotiated payments and in-kind contributions.

SFY 2017 CHARITY CARE SUBSIDY SHORTFALL



Virtua Marlton

ANNUAL CONTRIBUTIONS TO THE LOCAL AND STATE ECONOMY

Total Expenditures: \$152,142,000

▪ **738 full-time equivalent jobs, including:**

Nursing:	331
Therapy:	33
Radiology:	35
Pharmacy:	22
Pathology and Laboratory:	53
Dietary/Housekeeping/Maintenance:	78
Total Employee Payroll:	\$51,675,000
Estimated State Income Taxes Paid by Employees:	\$2,855,000

▪ **Purchased Services of \$14,899,000, including:**

Contracted Labor: \$7,220,000
Pharmaceutical Drugs: \$4,855,000
Dietary/Laundry/Housekeeping Supplies: \$563,000
Building Supplies: \$554,000
Utilities: \$1,707,000 including:
\$1,180,000 in Electric
\$210,000 in Oil & Gas
\$317,000 in Water/Sewage/Disposal

ANNUAL CONTRIBUTIONS AS A HEALTHCARE SAFETY NET

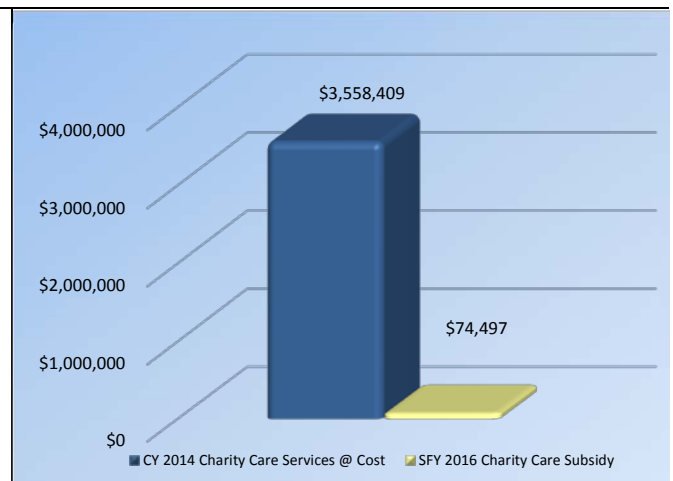
- Hospitals also give back to the community by serving as the primary source of medical services for the state's 700,000 uninsured, thus serving as the healthcare safety net for the most needy.
- In 2015, uninsured patients presented at Virtua Marlton on 1,196 occasions.
- New Jersey's general hospitals are predominantly not-for-profit entities — any excess revenue over expenses is returned to the community in the form of new medical technology, expanded hospital services, maintenance and expansion of physical infrastructure and the enhanced ability to hire and maintain skilled workforce.

ANNUAL TAXES

Virtua Marlton pays \$1,058,900 annually in taxes including:

- 0.53 Percent Assessment: \$936,900
- Adjusted Admissions Assessment: \$121,900
- Newborn Screening Fees: \$0
- Other assessments such as New Jersey Poison Information & Education System (NJPIES) and Maternal and Child Health Consortium Assessment
- In addition, hospitals support their local municipalities through voluntary, negotiated payments and in-kind contributions.

SFY 2017 CHARITY CARE SUBSIDY SHORTFALL



Virtua Memorial

ANNUAL CONTRIBUTIONS TO THE LOCAL AND STATE ECONOMY

Total Expenditures: \$300,310,000

▪ 1,527 full-time equivalent jobs, including:

Nursing:	540
Therapy:	61
Radiology:	89
Pharmacy:	38
Pathology and Laboratory:	79
Dietary/Housekeeping/Maintenance:	138
Total Employee Payroll:	\$105,947,000
Estimated State Income Taxes Paid by Employees:	\$5,853,600

▪ Purchased Services of \$28,513,000, including:

Contracted Labor: \$13,251,000
Pharmaceutical Drugs: \$10,747,000
Dietary/Laundry/Housekeeping Supplies: \$1,082,000
Building Supplies: \$370,000
Utilities: \$3,063,000 including:
\$2,328,000 in Electric
\$429,000 in Oil & Gas
\$306,000 in Water/Sewage/Disposal

ANNUAL CONTRIBUTIONS AS A HEALTHCARE SAFETY NET

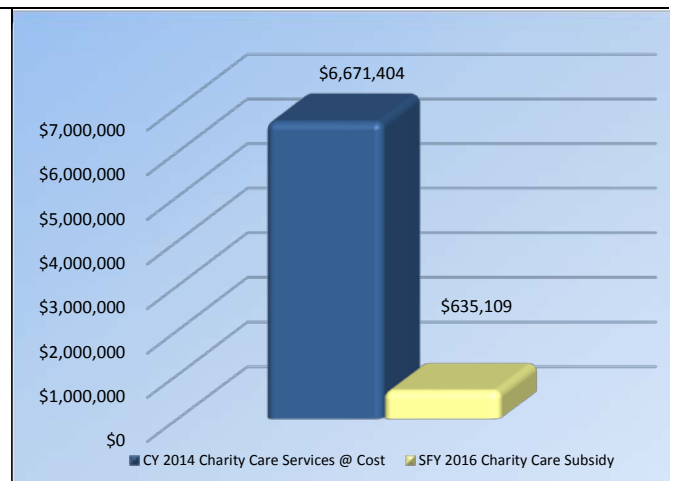
- Hospitals also give back to the community by serving as the primary source of medical services for the state's 700,000 uninsured, thus serving as the healthcare safety net for the most needy.
- In 2015, uninsured patients presented at Virtua Memorial on 7,178 occasions.
- New Jersey's general hospitals are predominantly not-for-profit entities — any excess revenue over expenses is returned to the community in the form of new medical technology, expanded hospital services, maintenance and expansion of physical infrastructure and the enhanced ability to hire and maintain skilled workforce.

ANNUAL TAXES

Virtua Memorial pays \$2,323,900 annually in taxes including:

- 0.53 Percent Assessment: \$1,839,300
- Adjusted Admissions Assessment: \$301,600
- Newborn Screening Fees: \$183,000
- Other assessments such as New Jersey Poison Information & Education System (NJPIES) and Maternal and Child Health Consortium Assessment
- In addition, hospitals support their local municipalities through voluntary, negotiated payments and in-kind contributions.

SFY 2017 CHARITY CARE SUBSIDY SHORTFALL



Virtua Voorhees

ANNUAL CONTRIBUTIONS TO THE LOCAL AND STATE ECONOMY

Total Expenditures: \$535,666,000

▪ **2,435 full-time equivalent jobs, including:**

Nursing:	733
Therapy:	104
Radiology:	84
Pharmacy:	45
Pathology and Laboratory:	112
Dietary/Housekeeping/Maintenance:	240
Total Employee Payroll:	\$166,142,000
Estimated State Income Taxes Paid by Employees:	\$9,179,300

▪ **Purchased Services of \$50,230,000, including:**

Contracted Labor: \$23,136,000
Pharmaceutical Drugs: \$18,604,000
Dietary/Laundry/Housekeeping Supplies: \$1,599,000
Building Supplies: \$452,000
Utilities: \$6,439,000 including:
\$5,218,000 in Electric
\$662,000 in Oil & Gas
\$559,000 in Water/Sewage/Disposal

ANNUAL CONTRIBUTIONS AS A HEALTHCARE SAFETY NET

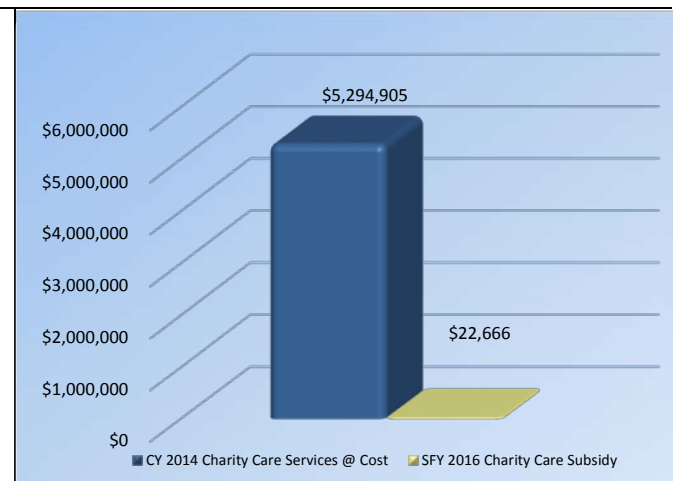
- Hospitals also give back to the community by serving as the primary source of medical services for the state's 700,000 uninsured, thus serving as the healthcare safety net for the most needy.
- In 2015, uninsured patients presented at Virtua Voorhees on 13,707 occasions.
- New Jersey's general hospitals are predominantly not-for-profit entities — any excess revenue over expenses is returned to the community in the form of new medical technology, expanded hospital services, maintenance and expansion of physical infrastructure and the enhanced ability to hire and maintain skilled workforce.

ANNUAL TAXES

Virtua Voorhees pays \$4,016,700 annually in taxes including:

- 0.53 Percent Assessment: \$3,077,200
- Adjusted Admissions Assessment: \$482,300
- Newborn Screening Fees: \$457,100
- Other assessments such as New Jersey Poison Information & Education System (NJPIES) and Maternal and Child Health Consortium Assessment
- In addition, hospitals support their local municipalities through voluntary, negotiated payments and in-kind contributions.

SFY 2017 CHARITY CARE SUBSIDY SHORTFALL



Atlantic County Hospitals

ANNUAL CONTRIBUTIONS TO THE LOCAL AND STATE ECONOMY

Total Expenditures: \$831,941,000

▪ **4,196 full-time equivalent jobs, including:**

Nursing:	1,256
Therapy:	89
Radiology:	253
Pharmacy:	107
Pathology and Laboratory:	154
Dietary/Housekeeping/Maintenance:	280
Total Employee Payroll:	\$331,286,000
Estimated State Income Taxes Paid by Employees:	\$18,303,600

▪ **Purchased Services of \$116,878,000, including:**

Contracted Labor: \$52,733,000
Pharmaceutical Drugs: \$47,135,000
Dietary/Laundry/Housekeeping Supplies: \$5,319,000
Building Supplies: \$448,000
Utilities: \$11,243,000 including:
\$7,442,000 in Electric
\$2,519,000 in Oil & Gas
\$1,282,000 in Water/Sewage/Disposal

ANNUAL CONTRIBUTIONS AS A HEALTHCARE SAFETY NET

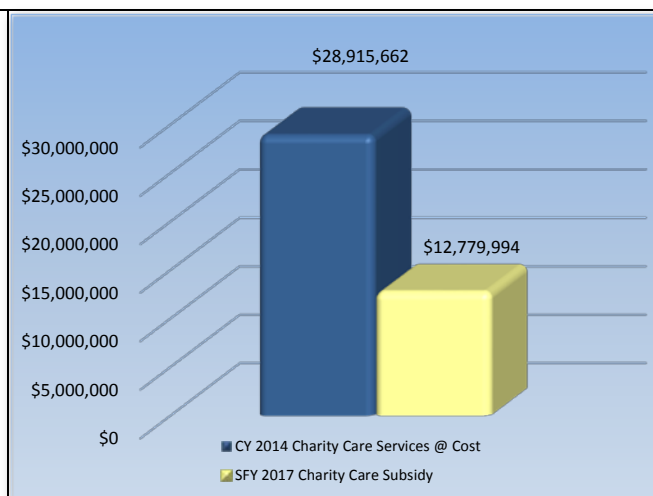
- Hospitals also give back to the community by serving as the primary source of medical services for the state's 700,000 uninsured, thus serving as the healthcare safety net for the most needy.
- In 2015, uninsured patients presented at Atlantic County Hospitals on 38,654 occasions.
- New Jersey's general hospitals are predominantly not-for-profit entities — any excess revenue over expenses is returned to the community in the form of new medical technology, expanded hospital services, maintenance and expansion of physical infrastructure and the enhanced ability to hire and maintain skilled workforce.

ANNUAL TAXES

Atlantic County Hospitals pay \$5,591,000 annually in taxes including:

- 0.53 Percent Assessment: \$4,575,300
- Adjusted Admissions Assessment: \$719,100
- Newborn Screening Fees: \$296,600
- Other assessments such as New Jersey Poison Information & Education System (NJPIES) and Maternal and Child Health Consortium Assessment
- In addition, hospitals support their local municipalities through voluntary, negotiated payments and in-kind contributions.

SFY 2017 CHARITY CARE SUBSIDY SHORTFALL



Bergen County Hospitals

ANNUAL CONTRIBUTIONS TO THE LOCAL AND STATE ECONOMY

Total Expenditures: \$3,358,630,000

▪ **16,526 full-time equivalent jobs, including:**

Nursing:	3,861
Therapy:	489
Radiology:	1,409
Pharmacy:	367
Pathology and Laboratory:	724
Dietary/Housekeeping/Maintenance:	1,383
Total Employee Payroll:	\$1,290,293,000
Estimated State Income Taxes Paid by Employees:	\$71,288,700

▪ **Purchased Services of \$514,575,000, including:**

Contracted Labor: \$171,545,000
Pharmaceutical Drugs: \$286,972,000
Dietary/Laundry/Housekeeping Supplies: \$20,272,000
Building Supplies: \$1,802,000
Utilities: \$33,984,000 including:
\$23,623,000 in Electric
\$6,271,000 in Oil & Gas
\$4,090,000 in Water/Sewage/Disposal

ANNUAL CONTRIBUTIONS AS A HEALTHCARE SAFETY NET

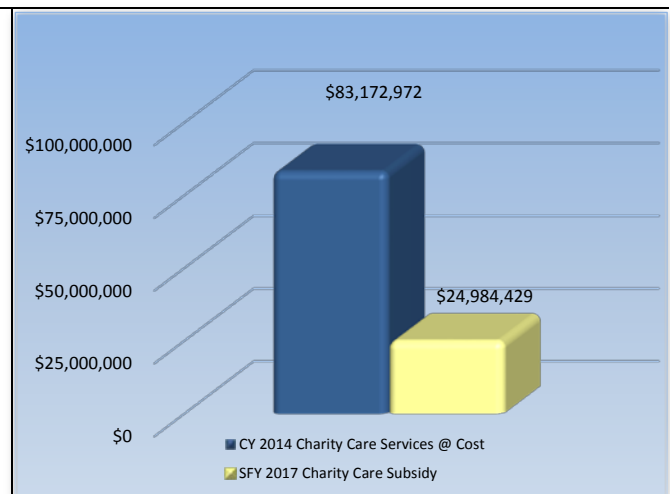
- Hospitals also give back to the community by serving as the primary source of medical services for the state's 700,000 uninsured, thus serving as the healthcare safety net for the most needy.
- In 2015, uninsured patients presented at Bergen County Hospitals on 170,755 occasions.
- New Jersey's general hospitals are predominantly not-for-profit entities — any excess revenue over expenses is returned to the community in the form of new medical technology, expanded hospital services, maintenance and expansion of physical infrastructure and the enhanced ability to hire and maintain skilled workforce.

ANNUAL TAXES

Bergen County Hospitals pay \$22,892,500 annually in taxes including:

- 0.53 Percent Assessment: \$18,908,200
- Adjusted Admissions Assessment: \$2,805,500
- Newborn Screening Fees: \$1,178,800
- Other assessments such as New Jersey Poison Information & Education System (NJPIES) and Maternal and Child Health Consortium Assessment
- In addition, hospitals support their local municipalities through voluntary, negotiated payments and in-kind contributions.

SFY 2017 CHARITY CARE SUBSIDY SHORTFALL



Burlington County Hospitals

ANNUAL CONTRIBUTIONS TO THE LOCAL AND STATE ECONOMY

Total Expenditures: \$732,084,000

▪ **3,811 full-time equivalent jobs, including:**

Nursing:	1,242
Therapy:	171
Radiology:	185
Pharmacy:	93
Pathology and Laboratory:	200
Dietary/Housekeeping/Maintenance:	368
Total Employee Payroll:	\$270,120,000
Estimated State Income Taxes Paid by Employees:	\$14,924,100

▪ **Purchased Services of \$76,094,000, including:**

Contracted Labor: \$40,421,000
Pharmaceutical Drugs: \$22,687,000
Dietary/Laundry/Housekeeping Supplies: \$3,981,000
Building Supplies: \$925,000
Utilities: \$8,080,000 including:
\$5,926,000 in Electric
\$1,212,000 in Oil & Gas
\$942,000 in Water/Sewage/Disposal

ANNUAL CONTRIBUTIONS AS A HEALTHCARE SAFETY NET

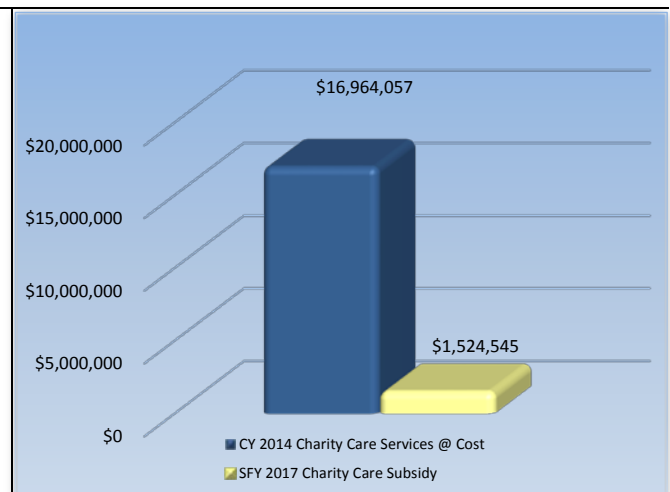
- Hospitals also give back to the community by serving as the primary source of medical services for the state's 700,000 uninsured, thus serving as the healthcare safety net for the most needy.
- In 2015, uninsured patients presented at Burlington County Hospitals on 18,192 occasions.
- New Jersey's general hospitals are predominantly not-for-profit entities — any excess revenue over expenses is returned to the community in the form of new medical technology, expanded hospital services, maintenance and expansion of physical infrastructure and the enhanced ability to hire and maintain skilled workforce.

ANNUAL TAXES

Burlington County Hospitals pay \$5,129,400 annually in taxes including:

- 0.53 Percent Assessment: \$4,346,300
- Adjusted Admissions Assessment: \$600,100
- Newborn Screening Fees: \$183,000
- Other assessments such as New Jersey Poison Information & Education System (NJPIES) and Maternal and Child Health Consortium Assessment
- In addition, hospitals support their local municipalities through voluntary, negotiated payments and in-kind contributions.

SFY 2017 CHARITY CARE SUBSIDY SHORTFALL



Camden County Hospitals

ANNUAL CONTRIBUTIONS TO THE LOCAL AND STATE ECONOMY

Total Expenditures: \$1,858,512,000

▪ **9,331 full-time equivalent jobs, including:**

Nursing:	2,445
Therapy:	378
Radiology:	360
Pharmacy:	177
Pathology and Laboratory:	378
Dietary/Housekeeping/Maintenance:	868
Total Employee Payroll:	\$706,987,000
Estimated State Income Taxes Paid by Employees:	\$39,061,000

▪ **Purchased Services of \$202,212,000, including:**

Contracted Labor: \$110,240,000
Pharmaceutical Drugs: \$60,112,000
Dietary/Laundry/Housekeeping Supplies: \$9,487,000
Building Supplies: \$496,000
Utilities: \$21,877,000 including:
\$15,125,000 in Electric
\$3,512,000 in Oil & Gas
\$3,240,000 in Water/Sewage/Disposal

ANNUAL CONTRIBUTIONS AS A HEALTHCARE SAFETY NET

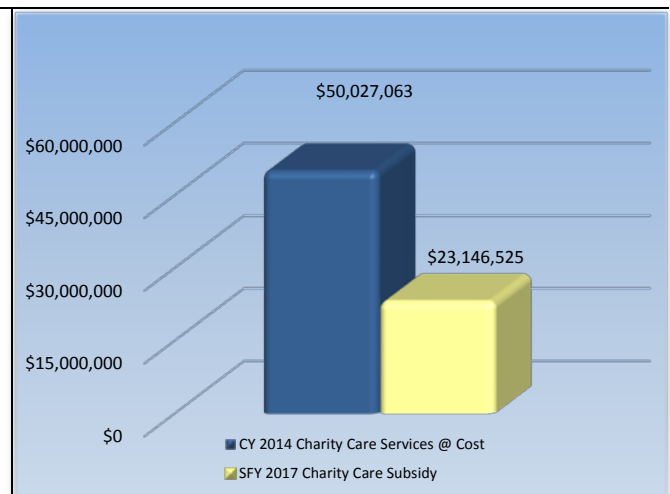
- Hospitals also give back to the community by serving as the primary source of medical services for the state's 700,000 uninsured, thus serving as the healthcare safety net for the most needy.
- In 2015, uninsured patients presented at Camden County Hospitals on 52,270 occasions.
- New Jersey's general hospitals are predominantly not-for-profit entities — any excess revenue over expenses is returned to the community in the form of new medical technology, expanded hospital services, maintenance and expansion of physical infrastructure and the enhanced ability to hire and maintain skilled workforce.

ANNUAL TAXES

Camden County Hospitals pay \$12,960,800 annually in taxes including:

- 0.53 Percent Assessment: \$10,905,100
- Adjusted Admissions Assessment: \$1,358,800
- Newborn Screening Fees: \$697,000
- Other assessments such as New Jersey Poison Information & Education System (NJPIES) and Maternal and Child Health Consortium Assessment
- In addition, hospitals support their local municipalities through voluntary, negotiated payments and in-kind contributions.

SFY 2017 CHARITY CARE SUBSIDY SHORTFALL



Cape May County Hospitals

ANNUAL CONTRIBUTIONS TO THE LOCAL AND STATE ECONOMY

Total Expenditures: \$114,944,000

▪ **774 full-time equivalent jobs, including:**

Nursing:	170
Therapy:	38
Radiology:	58
Pharmacy:	20
Pathology and Laboratory:	61
Dietary/Housekeeping/Maintenance:	56
Total Employee Payroll:	\$50,467,000
Estimated State Income Taxes Paid by Employees:	\$2,788,300

▪ **Purchased Services of \$20,267,000, including:**

Contracted Labor: \$12,965,000
Pharmaceutical Drugs: \$4,529,000
Dietary/Laundry/Housekeeping Supplies: \$672,000
Building Supplies: \$21,000
Utilities: \$2,080,000 including:
\$1,430,000 in Electric
\$321,000 in Oil & Gas
\$329,000 in Water/Sewage/Disposal

ANNUAL CONTRIBUTIONS AS A HEALTHCARE SAFETY NET

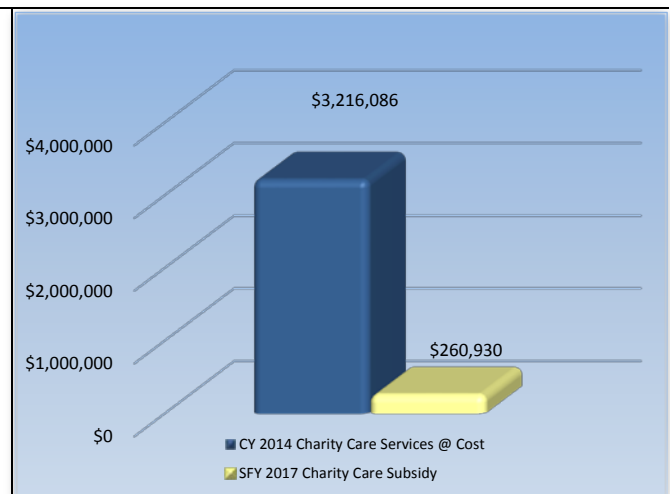
- Hospitals also give back to the community by serving as the primary source of medical services for the state's 700,000 uninsured, thus serving as the healthcare safety net for the most needy.
- In 2015, uninsured patients presented at Cape May County Hospitals on 14,021 occasions.
- New Jersey's general hospitals are predominantly not-for-profit entities — any excess revenue over expenses is returned to the community in the form of new medical technology, expanded hospital services, maintenance and expansion of physical infrastructure and the enhanced ability to hire and maintain skilled workforce.

ANNUAL TAXES

Cape May County Hospitals pay \$866,900 annually in taxes including:

- 0.53 Percent Assessment: \$642,900
- Adjusted Admissions Assessment: \$183,100
- Newborn Screening Fees: \$41,000
- Other assessments such as New Jersey Poison Information & Education System (NJPIES) and Maternal and Child Health Consortium Assessment
- In addition, hospitals support their local municipalities through voluntary, negotiated payments and in-kind contributions.

SFY 2017 CHARITY CARE SUBSIDY SHORTFALL



Cumberland County Hospitals

ANNUAL CONTRIBUTIONS TO THE LOCAL AND STATE ECONOMY

Total Expenditures: \$340,389,000

▪ **2,147 full-time equivalent jobs, including:**

Nursing:	573
Therapy:	43
Radiology:	174
Pharmacy:	32
Pathology and Laboratory:	86
Dietary/Housekeeping/Maintenance:	196
Total Employee Payroll:	\$141,381,000
Estimated State Income Taxes Paid by Employees:	\$7,811,300

▪ **Purchased Services of \$40,975,000, including:**

Contracted Labor: \$25,843,000
Pharmaceutical Drugs: \$8,079,000
Dietary/Laundry/Housekeeping Supplies: \$2,367,000
Building Supplies: \$38,000
Utilities: \$4,648,000 including:
\$3,294,000 in Electric
\$874,000 in Oil & Gas
\$480,000 in Water/Sewage/Disposal

ANNUAL CONTRIBUTIONS AS A HEALTHCARE SAFETY NET

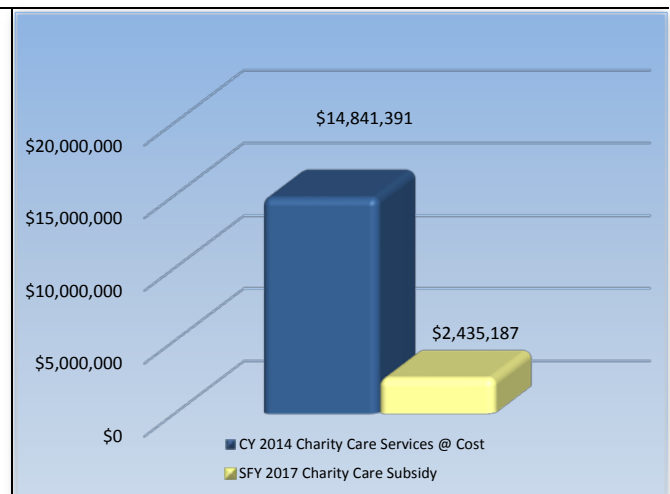
- Hospitals also give back to the community by serving as the primary source of medical services for the state's 700,000 uninsured, thus serving as the healthcare safety net for the most needy.
- In 2015, uninsured patients presented at Cumberland County Hospitals on 23,328 occasions.
- New Jersey's general hospitals are predominantly not-for-profit entities — any excess revenue over expenses is returned to the community in the form of new medical technology, expanded hospital services, maintenance and expansion of physical infrastructure and the enhanced ability to hire and maintain skilled workforce.

ANNUAL TAXES

Cumberland County Hospitals pay \$2,518,000 annually in taxes including:

- 0.53 Percent Assessment: \$1,998,700
- Adjusted Admissions Assessment: \$339,200
- Newborn Screening Fees: \$180,200
- Other assessments such as New Jersey Poison Information & Education System (NJPIES) and Maternal and Child Health Consortium Assessment
- In addition, hospitals support their local municipalities through voluntary, negotiated payments and in-kind contributions.

SFY 2017 CHARITY CARE SUBSIDY SHORTFALL



Essex County Hospitals

ANNUAL CONTRIBUTIONS TO THE LOCAL AND STATE ECONOMY

Total Expenditures: \$2,913,213,000

▪ **13,793 full-time equivalent jobs, including:**

Nursing:	3,738
Therapy:	620
Radiology:	624
Pharmacy:	297
Pathology and Laboratory:	560
Dietary/Housekeeping/Maintenance:	1,151
Total Employee Payroll:	\$1,028,924,000
Estimated State Income Taxes Paid by Employees:	\$56,848,100

▪ **Purchased Services of \$397,889,000, including:**

Contracted Labor: \$188,717,000
Pharmaceutical Drugs: \$159,386,000
Dietary/Laundry/Housekeeping Supplies: \$15,461,000
Building Supplies: \$4,501,000
Utilities: \$29,824,000 including:
\$17,345,000 in Electric
\$5,788,000 in Oil & Gas
\$6,691,000 in Water/Sewage/Disposal

ANNUAL CONTRIBUTIONS AS A HEALTHCARE SAFETY NET

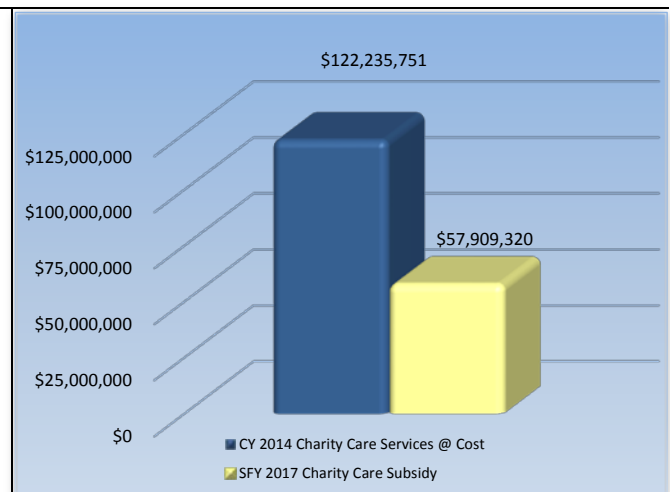
- Hospitals also give back to the community by serving as the primary source of medical services for the state's 700,000 uninsured, thus serving as the healthcare safety net for the most needy.
- In 2015, uninsured patients presented at Essex County Hospitals on 253,226 occasions.
- New Jersey's general hospitals are predominantly not-for-profit entities — any excess revenue over expenses is returned to the community in the form of new medical technology, expanded hospital services, maintenance and expansion of physical infrastructure and the enhanced ability to hire and maintain skilled workforce.

ANNUAL TAXES

Essex County Hospitals pay \$19,368,000 annually in taxes including:

- 0.53 Percent Assessment: \$16,090,200
- Adjusted Admissions Assessment: \$1,799,800
- Newborn Screening Fees: \$1,478,000
- Other assessments such as New Jersey Poison Information & Education System (NJPIES) and Maternal and Child Health Consortium Assessment
- In addition, hospitals support their local municipalities through voluntary, negotiated payments and in-kind contributions.

SFY 2017 CHARITY CARE SUBSIDY SHORTFALL



Gloucester County Hospitals

ANNUAL CONTRIBUTIONS TO THE LOCAL AND STATE ECONOMY

Total Expenditures: \$446,527,000

▪ **2,705 full-time equivalent jobs, including:**

Nursing:	768
Therapy:	85
Radiology:	155
Pharmacy:	56
Pathology and Laboratory:	124
Dietary/Housekeeping/Maintenance:	246
Total Employee Payroll:	\$181,693,000
Estimated State Income Taxes Paid by Employees:	\$10,038,500

▪ **Purchased Services of \$71,339,000, including:**

Contracted Labor: \$43,655,000
Pharmaceutical Drugs: \$17,277,000
Dietary/Laundry/Housekeeping Supplies: \$4,521,000
Building Supplies: \$23,000
Utilities: \$5,863,000 including:
\$3,956,000 in Electric
\$1,076,000 in Oil & Gas
\$831,000 in Water/Sewage/Disposal

ANNUAL CONTRIBUTIONS AS A HEALTHCARE SAFETY NET

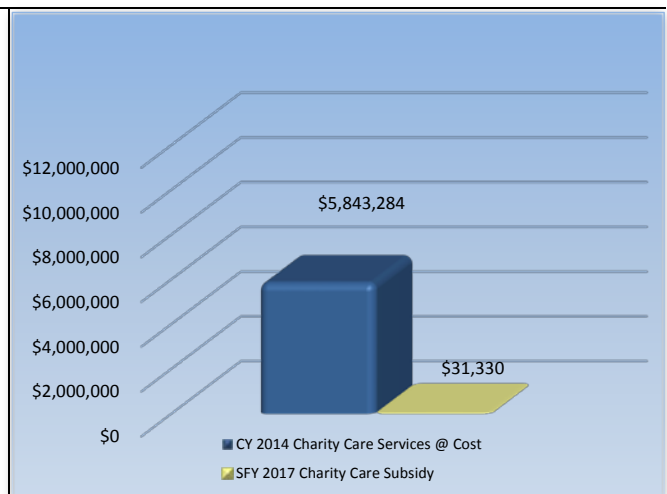
- Hospitals also give back to the community by serving as the primary source of medical services for the state's 700,000 uninsured, thus serving as the healthcare safety net for the most needy.
- In 2015, uninsured patients presented at Gloucester County Hospitals on 16,097 occasions.
- New Jersey's general hospitals are predominantly not-for-profit entities — any excess revenue over expenses is returned to the community in the form of new medical technology, expanded hospital services, maintenance and expansion of physical infrastructure and the enhanced ability to hire and maintain skilled workforce.

ANNUAL TAXES

Gloucester County Hospitals pay \$2,842,200 annually in taxes including:

- 0.53 Percent Assessment: \$2,222,300
- Adjusted Admissions Assessment: \$413,100
- Newborn Screening Fees: \$206,700
- Other assessments such as New Jersey Poison Information & Education System (NJPIES) and Maternal and Child Health Consortium Assessment
- In addition, hospitals support their local municipalities through voluntary, negotiated payments and in-kind contributions.

SFY 2017 CHARITY CARE SUBSIDY SHORTFALL



Hudson County Hospitals

ANNUAL CONTRIBUTIONS TO THE LOCAL AND STATE ECONOMY

Total Expenditures: \$1,236,314,000

▪ **6,324 full-time equivalent jobs, including:**

Nursing:	1,651
Therapy:	201
Radiology:	272
Pharmacy:	132
Pathology and Laboratory:	216
Dietary/Housekeeping/Maintenance:	715
Total Employee Payroll:	\$456,536,000
Estimated State Income Taxes Paid by Employees:	\$25,223,600

▪ **Purchased Services of \$281,874,000, including:**

Contracted Labor: \$218,293,000
Pharmaceutical Drugs: \$41,875,000
Dietary/Laundry/Housekeeping Supplies: \$7,455,000
Building Supplies: \$1,637,000
Utilities: \$12,614,000 including:
\$8,095,000 in Electric
\$2,044,000 in Oil & Gas
\$2,475,000 in Water/Sewage/Disposal

ANNUAL CONTRIBUTIONS AS A HEALTHCARE SAFETY NET

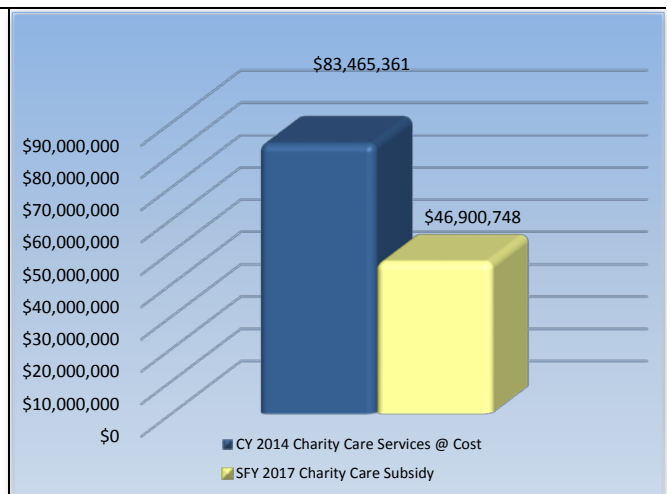
- Hospitals also give back to the community by serving as the primary source of medical services for the state's 700,000 uninsured, thus serving as the healthcare safety net for the most needy.
- In 2015, uninsured patients presented at Hudson County Hospitals on 112,151 occasions.
- New Jersey's general hospitals are predominantly not-for-profit entities — any excess revenue over expenses is returned to the community in the form of new medical technology, expanded hospital services, maintenance and expansion of physical infrastructure and the enhanced ability to hire and maintain skilled workforce.

ANNUAL TAXES

Hudson County Hospitals pay \$8,484,100 annually in taxes including:

- 0.53 Percent Assessment: \$6,898,600
- Adjusted Admissions Assessment: \$891,800
- Newborn Screening Fees: \$693,800
- Other assessments such as New Jersey Poison Information & Education System (NJPIES) and Maternal and Child Health Consortium Assessment
- In addition, hospitals support their local municipalities through voluntary, negotiated payments and in-kind contributions.

SFY 2017 CHARITY CARE SUBSIDY SHORTFALL



Hunterdon County Hospitals

ANNUAL CONTRIBUTIONS TO THE LOCAL AND STATE ECONOMY

Total Expenditures: \$276,668,000

▪ **1,689 full-time equivalent jobs, including:**

Nursing:	267
Therapy:	71
Radiology:	108
Pharmacy:	26
Pathology and Laboratory:	71
Dietary/Housekeeping/Maintenance:	129
Total Employee Payroll:	\$128,957,000
Estimated State Income Taxes Paid by Employees:	\$7,124,900

▪ **Purchased Services of \$15,167,000, including:**

Contracted Labor: \$4,826,000
Pharmaceutical Drugs: \$6,260,000
Dietary/Laundry/Housekeeping Supplies: \$1,007,000
Building Supplies: \$319,000
Utilities: \$2,755,000 including:
\$1,752,000 in Electric
\$609,000 in Oil & Gas
\$394,000 in Water/Sewage/Disposal

ANNUAL CONTRIBUTIONS AS A HEALTHCARE SAFETY NET

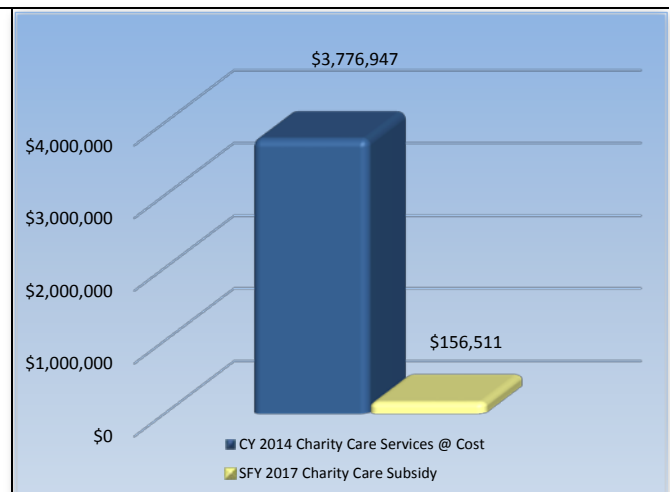
- Hospitals also give back to the community by serving as the primary source of medical services for the state's 700,000 uninsured, thus serving as the healthcare safety net for the most needy.
- In 2015, uninsured patients presented at Hunterdon County Hospitals on 18,036 occasions.
- New Jersey's general hospitals are predominantly not-for-profit entities — any excess revenue over expenses is returned to the community in the form of new medical technology, expanded hospital services, maintenance and expansion of physical infrastructure and the enhanced ability to hire and maintain skilled workforce.

ANNUAL TAXES

Hunterdon County Hospitals pay \$1,843,900 annually in taxes including:

- 0.53 Percent Assessment: \$1,509,300
- Adjusted Admissions Assessment: \$254,100
- Newborn Screening Fees: \$80,600
- Other assessments such as New Jersey Poison Information & Education System (NJPIES) and Maternal and Child Health Consortium Assessment
- In addition, hospitals support their local municipalities through voluntary, negotiated payments and in-kind contributions.

SFY 2017 CHARITY CARE SUBSIDY SHORTFALL



Mercer County Hospitals

ANNUAL CONTRIBUTIONS TO THE LOCAL AND STATE ECONOMY

Total Expenditures: \$971,371,000

▪ **4,992 full-time equivalent jobs, including:**

Nursing:	1,394
Therapy:	225
Radiology:	272
Pharmacy:	111
Pathology and Laboratory:	181
Dietary/Housekeeping/Maintenance:	354
Total Employee Payroll:	\$362,270,000
Estimated State Income Taxes Paid by Employees:	\$20,015,400

▪ **Purchased Services of \$136,733,000, including:**

Contracted Labor: \$71,231,000
Pharmaceutical Drugs: \$45,084,000
Dietary/Laundry/Housekeeping Supplies: \$6,156,000
Building Supplies: \$85,000
Utilities: \$14,177,000 including:
\$10,011,000 in Electric
\$2,269,000 in Oil & Gas
\$1,965,000 in Water/Sewage/Disposal

ANNUAL CONTRIBUTIONS AS A HEALTHCARE SAFETY NET

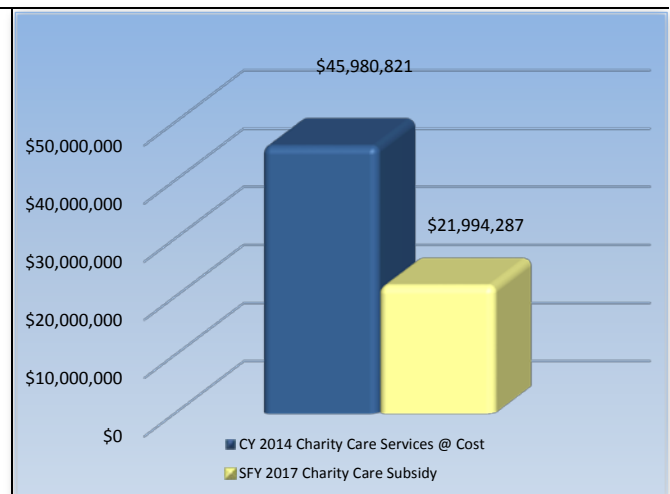
- Hospitals also give back to the community by serving as the primary source of medical services for the state's 700,000 uninsured, thus serving as the healthcare safety net for the most needy.
- In 2015, uninsured patients presented at Mercer County Hospitals on 124,347 occasions.
- New Jersey's general hospitals are predominantly not-for-profit entities — any excess revenue over expenses is returned to the community in the form of new medical technology, expanded hospital services, maintenance and expansion of physical infrastructure and the enhanced ability to hire and maintain skilled workforce.

ANNUAL TAXES

Mercer County Hospitals pay \$6,348,400 annually in taxes including:

- 0.53 Percent Assessment: \$5,050,400
- Adjusted Admissions Assessment: \$739,100
- Newborn Screening Fees: \$558,900
- Other assessments such as New Jersey Poison Information & Education System (NJPIES) and Maternal and Child Health Consortium Assessment
- In addition, hospitals support their local municipalities through voluntary, negotiated payments and in-kind contributions.

SFY 2017 CHARITY CARE SUBSIDY SHORTFALL



Middlesex County Hospitals

ANNUAL CONTRIBUTIONS TO THE LOCAL AND STATE ECONOMY

Total Expenditures: \$2,520,752,000

▪ **13,957 full-time equivalent jobs, including:**

Nursing:	3,969
Therapy:	415
Radiology:	607
Pharmacy:	290
Pathology and Laboratory:	603
Dietary/Housekeeping/Maintenance:	1,275
Total Employee Payroll:	\$985,424,000
Estimated State Income Taxes Paid by Employees:	\$54,444,700

▪ **Purchased Services of \$341,645,000, including:**

Contracted Labor: \$142,309,000
Pharmaceutical Drugs: \$152,915,000
Dietary/Laundry/Housekeeping Supplies: \$16,153,000
Building Supplies: \$825,000
Utilities: \$30,750,000 including:
\$21,682,000 in Electric
\$4,253,000 in Oil & Gas
\$5,031,000 in Water/Sewage/Disposal

ANNUAL CONTRIBUTIONS AS A HEALTHCARE SAFETY NET

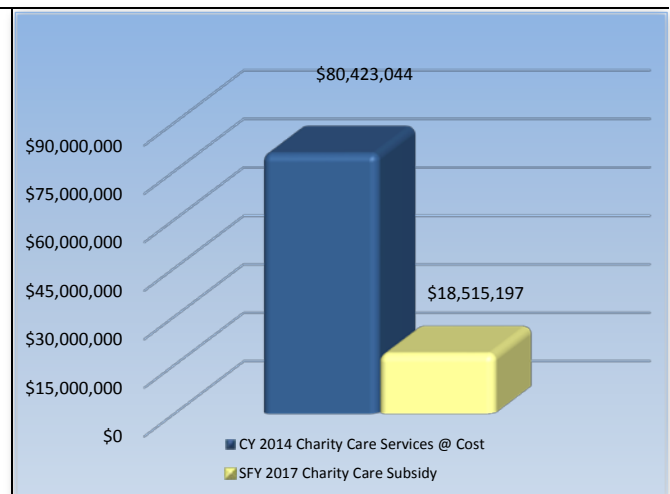
- Hospitals also give back to the community by serving as the primary source of medical services for the state's 700,000 uninsured, thus serving as the healthcare safety net for the most needy.
- In 2015, uninsured patients presented at Middlesex County Hospitals on 144,119 occasions.
- New Jersey's general hospitals are predominantly not-for-profit entities — any excess revenue over expenses is returned to the community in the form of new medical technology, expanded hospital services, maintenance and expansion of physical infrastructure and the enhanced ability to hire and maintain skilled workforce.

ANNUAL TAXES

Middlesex County Hospitals pay \$16,747,900 annually in taxes including:

- 0.53 Percent Assessment: \$13,698,500
- Adjusted Admissions Assessment: \$1,945,200
- Newborn Screening Fees: \$1,104,100
- Other assessments such as New Jersey Poison Information & Education System (NJPIES) and Maternal and Child Health Consortium Assessment
- In addition, hospitals support their local municipalities through voluntary, negotiated payments and in-kind contributions.

SFY 2017 CHARITY CARE SUBSIDY SHORTFALL



Monmouth County Hospitals

ANNUAL CONTRIBUTIONS TO THE LOCAL AND STATE ECONOMY

Total Expenditures: \$1,659,259,000

▪ **9,085 full-time equivalent jobs, including:**

Nursing:	2,691
Therapy:	328
Radiology:	475
Pharmacy:	219
Pathology and Laboratory:	335
Dietary/Housekeeping/Maintenance:	839
Total Employee Payroll:	\$637,570,000
Estimated State Income Taxes Paid by Employees:	\$35,225,700

▪ **Purchased Services of \$220,411,000, including:**

Contracted Labor: \$89,471,000
Pharmaceutical Drugs: \$96,896,000
Dietary/Laundry/Housekeeping Supplies: \$9,578,000
Building Supplies: \$5,418,000
Utilities: \$19,048,000 including:
\$11,081,000 in Electric
\$5,506,000 in Oil & Gas
\$2,461,000 in Water/Sewage/Disposal

ANNUAL CONTRIBUTIONS AS A HEALTHCARE SAFETY NET

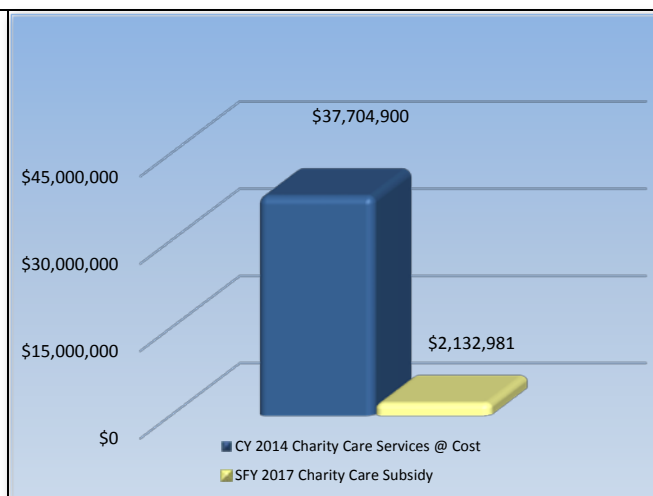
- Hospitals also give back to the community by serving as the primary source of medical services for the state's 700,000 uninsured, thus serving as the healthcare safety net for the most needy.
- In 2015, uninsured patients presented at Monmouth County Hospitals on 71,542 occasions.
- New Jersey's general hospitals are predominantly not-for-profit entities — any excess revenue over expenses is returned to the community in the form of new medical technology, expanded hospital services, maintenance and expansion of physical infrastructure and the enhanced ability to hire and maintain skilled workforce.

ANNUAL TAXES

Monmouth County Hospitals pay \$12,062,800 annually in taxes including:

- 0.53 Percent Assessment: \$9,508,100
- Adjusted Admissions Assessment: \$1,395,400
- Newborn Screening Fees: \$1,159,300
- Other assessments such as New Jersey Poison Information & Education System (NJPIES) and Maternal and Child Health Consortium Assessment
- In addition, hospitals support their local municipalities through voluntary, negotiated payments and in-kind contributions.

SFY 2017 CHARITY CARE SUBSIDY SHORTFALL



Morris County Hospitals

ANNUAL CONTRIBUTIONS TO THE LOCAL AND STATE ECONOMY

Total Expenditures: \$1,667,505,000

▪ **8,920 full-time equivalent jobs, including:**

Nursing:	2,084
Therapy:	370
Radiology:	440
Pharmacy:	171
Pathology and Laboratory:	343
Dietary/Housekeeping/Maintenance:	795
Total Employee Payroll:	\$668,490,000
Estimated State Income Taxes Paid by Employees:	\$36,934,100

▪ **Purchased Services of \$198,763,000, including:**

Contracted Labor: \$75,210,000
Pharmaceutical Drugs: \$95,663,000
Dietary/Laundry/Housekeeping Supplies: \$9,121,000
Building Supplies: \$1,629,000
Utilities: \$17,140,000 including:
\$13,968,000 in Electric
\$2,125,000 in Oil & Gas
\$1,047,000 in Water/Sewage/Disposal

ANNUAL CONTRIBUTIONS AS A HEALTHCARE SAFETY NET

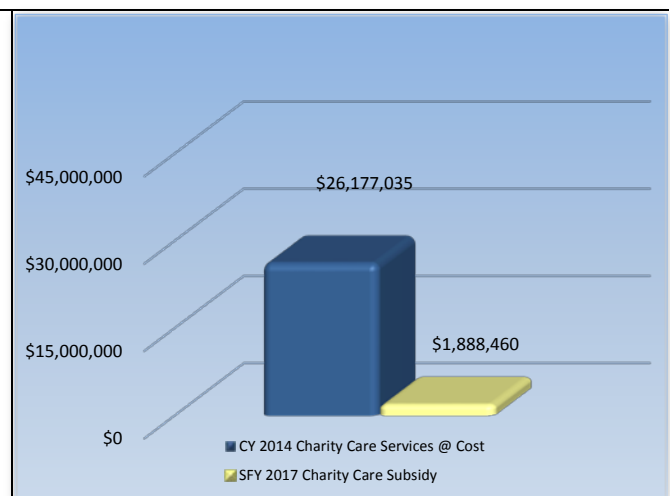
- Hospitals also give back to the community by serving as the primary source of medical services for the state's 700,000 uninsured, thus serving as the healthcare safety net for the most needy.
- In 2015, uninsured patients presented at Morris County Hospitals on 50,364 occasions.
- New Jersey's general hospitals are predominantly not-for-profit entities — any excess revenue over expenses is returned to the community in the form of new medical technology, expanded hospital services, maintenance and expansion of physical infrastructure and the enhanced ability to hire and maintain skilled workforce.

ANNUAL TAXES

Morris County Hospitals pay \$10,857,200 annually in taxes including:

- 0.53 Percent Assessment: \$9,179,200
- Adjusted Admissions Assessment: \$1,118,400
- Newborn Screening Fees: \$559,500
- Other assessments such as New Jersey Poison Information & Education System (NJPIES) and Maternal and Child Health Consortium Assessment
- In addition, hospitals support their local municipalities through voluntary, negotiated payments and in-kind contributions.

SFY 2017 CHARITY CARE SUBSIDY SHORTFALL



Ocean County Hospitals

ANNUAL CONTRIBUTIONS TO THE LOCAL AND STATE ECONOMY

Total Expenditures: \$893,048,000

▪ **4,881 full-time equivalent jobs, including:**

Nursing:	1,513
Therapy:	292
Radiology:	362
Pharmacy:	130
Pathology and Laboratory:	227
Dietary/Housekeeping/Maintenance:	483
Total Employee Payroll:	\$336,594,000
Estimated State Income Taxes Paid by Employees:	\$18,596,800

▪ **Purchased Services of \$137,667,000, including:**

Contracted Labor: \$54,197,000
Pharmaceutical Drugs: \$64,581,000
Dietary/Laundry/Housekeeping Supplies: \$5,491,000
Building Supplies: \$1,719,000
Utilities: \$11,679,000 including:
\$7,757,000 in Electric
\$2,396,000 in Oil & Gas
\$1,526,000 in Water/Sewage/Disposal

ANNUAL CONTRIBUTIONS AS A HEALTHCARE SAFETY NET

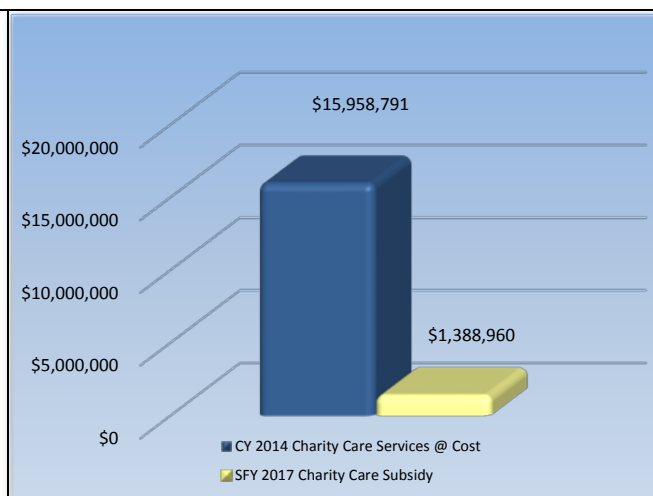
- Hospitals also give back to the community by serving as the primary source of medical services for the state's 700,000 uninsured, thus serving as the healthcare safety net for the most needy.
- In 2015, uninsured patients presented at Ocean County Hospitals on 32,929 occasions.
- New Jersey's general hospitals are predominantly not-for-profit entities — any excess revenue over expenses is returned to the community in the form of new medical technology, expanded hospital services, maintenance and expansion of physical infrastructure and the enhanced ability to hire and maintain skilled workforce.

ANNUAL TAXES

Ocean County Hospitals pay \$6,483,700 annually in taxes including:

- 0.53 Percent Assessment: \$5,270,200
- Adjusted Admissions Assessment: \$855,500
- Newborn Screening Fees: \$357,900
- Other assessments such as New Jersey Poison Information & Education System (NJPIES) and Maternal and Child Health Consortium Assessment
- In addition, hospitals support their local municipalities through voluntary, negotiated payments and in-kind contributions.

SFY 2017 CHARITY CARE SUBSIDY SHORTFALL



Passaic County Hospitals

ANNUAL CONTRIBUTIONS TO THE LOCAL AND STATE ECONOMY

Total Expenditures: \$963,749,000

▪ **5,223 full-time equivalent jobs, including:**

Nursing:	1,361
Therapy:	182
Radiology:	272
Pharmacy:	127
Pathology and Laboratory:	154
Dietary/Housekeeping/Maintenance:	442
Total Employee Payroll:	\$390,824,000
Estimated State Income Taxes Paid by Employees:	\$21,593,000

▪ **Purchased Services of \$145,143,000, including:**

Contracted Labor: \$91,933,000
Pharmaceutical Drugs: \$35,759,000
Dietary/Laundry/Housekeeping Supplies: \$4,575,000
Building Supplies: \$1,473,000
Utilities: \$11,403,000 including:
\$6,931,000 in Electric
\$2,349,000 in Oil & Gas
\$2,123,000 in Water/Sewage/Disposal

ANNUAL CONTRIBUTIONS AS A HEALTHCARE SAFETY NET

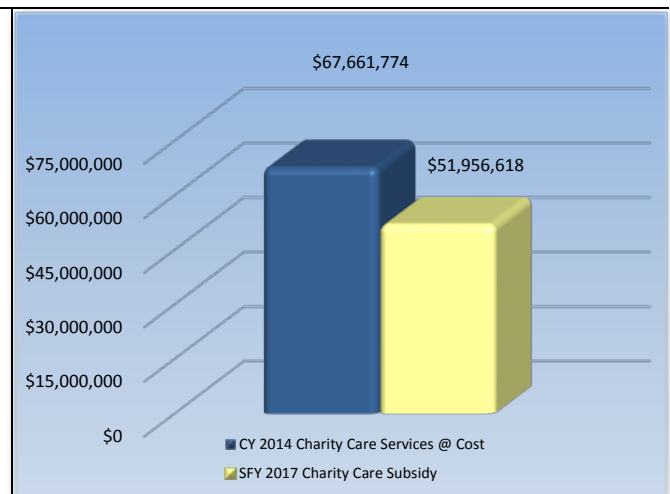
- Hospitals also give back to the community by serving as the primary source of medical services for the state's 700,000 uninsured, thus serving as the healthcare safety net for the most needy.
- In 2015, uninsured patients presented at Passaic County Hospitals on 122,041 occasions.
- New Jersey's general hospitals are predominantly not-for-profit entities — any excess revenue over expenses is returned to the community in the form of new medical technology, expanded hospital services, maintenance and expansion of physical infrastructure and the enhanced ability to hire and maintain skilled workforce.

ANNUAL TAXES

Passaic County Hospitals pay \$6,246,800 annually in taxes including:

- 0.53 Percent Assessment: \$5,258,500
- Adjusted Admissions Assessment: \$632,700
- Newborn Screening Fees: \$355,600
- Other assessments such as New Jersey Poison Information & Education System (NJPIES) and Maternal and Child Health Consortium Assessment
- In addition, hospitals support their local municipalities through voluntary, negotiated payments and in-kind contributions.

SFY 2017 CHARITY CARE SUBSIDY SHORTFALL



Salem County Hospitals

ANNUAL CONTRIBUTIONS TO THE LOCAL AND STATE ECONOMY

Total Expenditures: \$127,486,000

▪ **646 full-time equivalent jobs, including:**

Nursing:	162
Therapy:	21
Radiology:	55
Pharmacy:	14
Pathology and Laboratory:	34
Dietary/Housekeeping/Maintenance:	69
Total Employee Payroll:	\$43,125,000
Estimated State Income Taxes Paid by Employees:	\$2,382,700

▪ **Purchased Services of \$17,439,000, including:**

Contracted Labor: \$11,811,000
Pharmaceutical Drugs: \$2,439,000
Dietary/Laundry/Housekeeping Supplies: \$747,000
Building Supplies: \$79,000
Utilities: \$2,363,000 including:
\$1,573,000 in Electric
\$406,000 in Oil & Gas
\$384,000 in Water/Sewage/Disposal

ANNUAL CONTRIBUTIONS AS A HEALTHCARE SAFETY NET

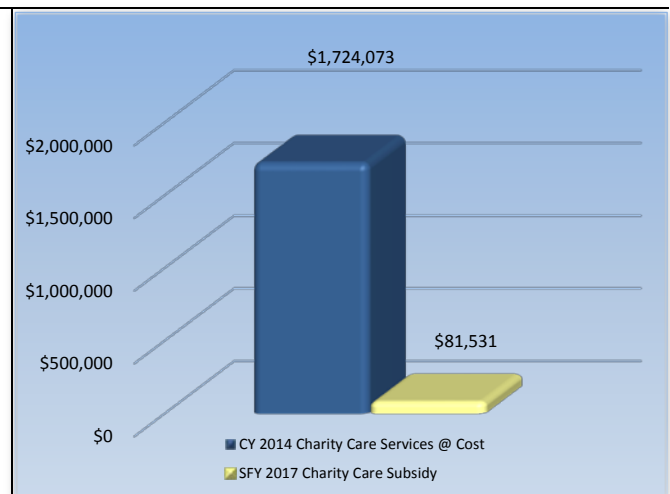
- Hospitals also give back to the community by serving as the primary source of medical services for the state's 700,000 uninsured, thus serving as the healthcare safety net for the most needy.
- In 2015, uninsured patients presented at Salem County Hospitals on 6,517 occasions.
- New Jersey's general hospitals are predominantly not-for-profit entities — any excess revenue over expenses is returned to the community in the form of new medical technology, expanded hospital services, maintenance and expansion of physical infrastructure and the enhanced ability to hire and maintain skilled workforce.

ANNUAL TAXES

Salem County Hospitals pay \$838,800 annually in taxes including:

- 0.53 Percent Assessment: \$663,000
- Adjusted Admissions Assessment: \$149,500
- Newborn Screening Fees: \$26,300
- Other assessments such as New Jersey Poison Information & Education System (NJPIES) and Maternal and Child Health Consortium Assessment
- In addition, hospitals support their local municipalities through voluntary, negotiated payments and in-kind contributions.

SFY 2017 CHARITY CARE SUBSIDY SHORTFALL



Somerset County Hospitals

ANNUAL CONTRIBUTIONS TO THE LOCAL AND STATE ECONOMY

Total Expenditures: \$276,847,000

▪ **1,684 full-time equivalent jobs, including:**

Nursing:	493
Therapy:	111
Radiology:	101
Pharmacy:	36
Pathology and Laboratory:	99
Dietary/Housekeeping/Maintenance:	181
Total Employee Payroll:	\$109,373,000
Estimated State Income Taxes Paid by Employees:	\$6,042,900

▪ **Purchased Services of \$26,520,000, including:**

Contracted Labor: \$8,506,000
Pharmaceutical Drugs: \$9,937,000
Dietary/Laundry/Housekeeping Supplies: \$2,634,000
Building Supplies: \$718,000
Utilities: \$4,725,000 including:
\$2,817,000 in Electric
\$1,017,000 in Oil & Gas
\$891,000 in Water/Sewage/Disposal

ANNUAL CONTRIBUTIONS AS A HEALTHCARE SAFETY NET

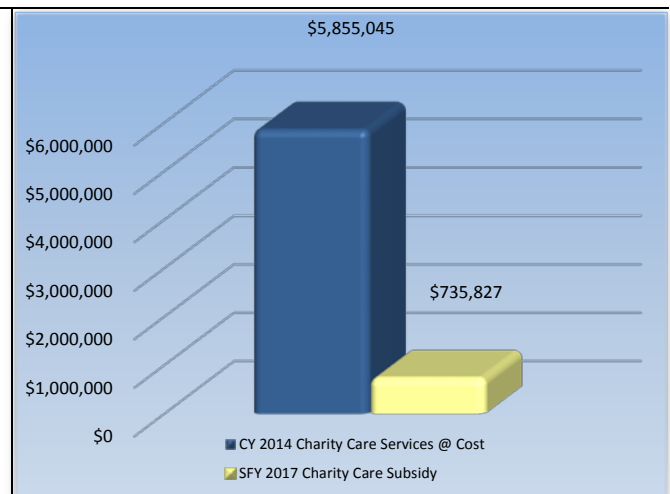
- Hospitals also give back to the community by serving as the primary source of medical services for the state's 700,000 uninsured, thus serving as the healthcare safety net for the most needy.
- In 2015, uninsured patients presented at Somerset County Hospitals on 9,684 occasions.
- New Jersey's general hospitals are predominantly not-for-profit entities — any excess revenue over expenses is returned to the community in the form of new medical technology, expanded hospital services, maintenance and expansion of physical infrastructure and the enhanced ability to hire and maintain skilled workforce.

ANNUAL TAXES

Somerset County Hospitals pay \$1,915,500 annually in taxes including:

- 0.53 Percent Assessment: \$1,579,800
- Adjusted Admissions Assessment: \$264,900
- Newborn Screening Fees: \$70,700
- Other assessments such as New Jersey Poison Information & Education System (NJPIES) and Maternal and Child Health Consortium Assessment
- In addition, hospitals support their local municipalities through voluntary, negotiated payments and in-kind contributions.

SFY 2017 CHARITY CARE SUBSIDY SHORTFALL



Sussex County Hospitals

ANNUAL CONTRIBUTIONS TO THE LOCAL AND STATE ECONOMY

Total Expenditures: \$155,233,000

▪ **990 full-time equivalent jobs, including:**

Nursing:	250
Therapy:	41
Radiology:	36
Pharmacy:	22
Pathology and Laboratory:	36
Dietary/Housekeeping/Maintenance:	95
Total Employee Payroll:	\$68,859,000
Estimated State Income Taxes Paid by Employees:	\$3,804,500

▪ **Purchased Services of \$14,148,000, including:**

Contracted Labor: \$3,211,000
Pharmaceutical Drugs: \$7,442,000
Dietary/Laundry/Housekeeping Supplies: \$1,128,000
Building Supplies: \$148,000
Utilities: \$2,219,000 including:
\$1,404,000 in Electric
\$402,000 in Oil & Gas
\$413,000 in Water/Sewage/Disposal

ANNUAL CONTRIBUTIONS AS A HEALTHCARE SAFETY NET

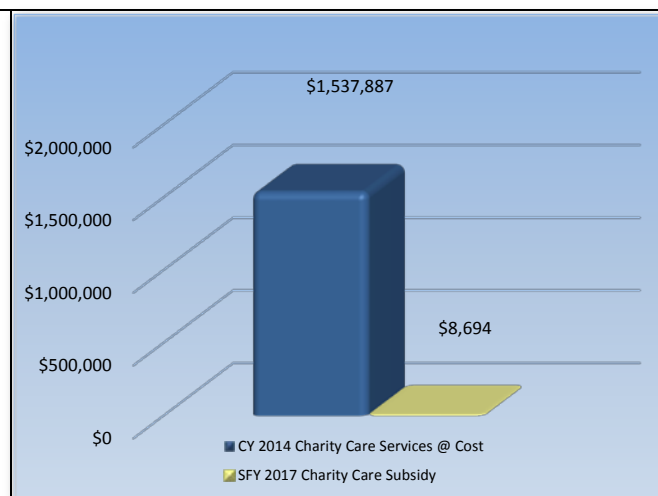
- Hospitals also give back to the community by serving as the primary source of medical services for the state's 700,000 uninsured, thus serving as the healthcare safety net for the most needy.
- In 2015, uninsured patients presented at Sussex County Hospitals on 4,349 occasions.
- New Jersey's general hospitals are predominantly not-for-profit entities — any excess revenue over expenses is returned to the community in the form of new medical technology, expanded hospital services, maintenance and expansion of physical infrastructure and the enhanced ability to hire and maintain skilled workforce.

ANNUAL TAXES

Sussex County Hospitals pay \$1,027,600 annually in taxes including:

- 0.53 Percent Assessment: \$834,200
- Adjusted Admissions Assessment: \$147,400
- Newborn Screening Fees: \$46,000
- Other assessments such as New Jersey Poison Information & Education System (NJPIES) and Maternal and Child Health Consortium Assessment
- In addition, hospitals support their local municipalities through voluntary, negotiated payments and in-kind contributions.

SFY 2017 CHARITY CARE SUBSIDY SHORTFALL



Union County Hospitals

ANNUAL CONTRIBUTIONS TO THE LOCAL AND STATE ECONOMY

Total Expenditures: \$1,112,564,000

▪ **6,496 full-time equivalent jobs, including:**

Nursing:	1,417
Therapy:	205
Radiology:	336
Pharmacy:	120
Pathology and Laboratory:	150
Dietary/Housekeeping/Maintenance:	564
Total Employee Payroll:	\$479,368,000
Estimated State Income Taxes Paid by Employees:	\$26,485,100

▪ **Purchased Services of \$127,584,000, including:**

Contracted Labor: \$33,526,000
Pharmaceutical Drugs: \$73,320,000
Dietary/Laundry/Housekeeping Supplies: \$8,371,000
Building Supplies: \$1,392,000
Utilities: \$10,975,000 including:
\$6,250,000 in Electric
\$2,941,000 in Oil & Gas
\$1,784,000 in Water/Sewage/Disposal

ANNUAL CONTRIBUTIONS AS A HEALTHCARE SAFETY NET

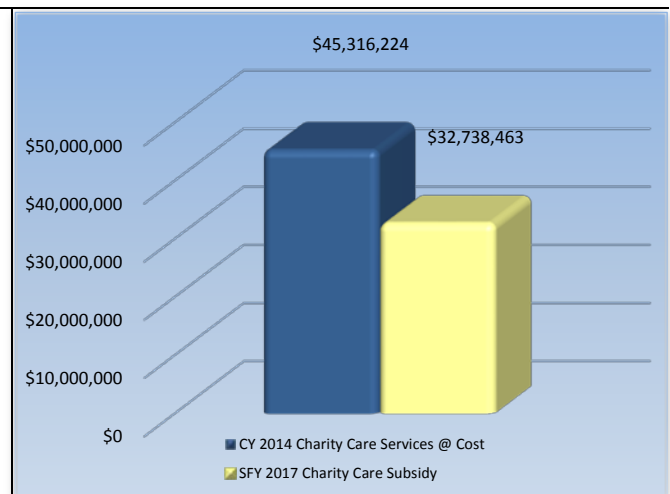
- Hospitals also give back to the community by serving as the primary source of medical services for the state's 700,000 uninsured, thus serving as the healthcare safety net for the most needy.
- In 2015, uninsured patients presented at Union County Hospitals on 99,206 occasions.
- New Jersey's general hospitals are predominantly not-for-profit entities — any excess revenue over expenses is returned to the community in the form of new medical technology, expanded hospital services, maintenance and expansion of physical infrastructure and the enhanced ability to hire and maintain skilled workforce.

ANNUAL TAXES

Union County Hospitals pay \$7,321,400 annually in taxes including:

- 0.53 Percent Assessment: \$6,087,000
- Adjusted Admissions Assessment: \$844,900
- Newborn Screening Fees: \$389,400
- Other assessments such as New Jersey Poison Information & Education System (NJPIES) and Maternal and Child Health Consortium Assessment
- In addition, hospitals support their local municipalities through voluntary, negotiated payments and in-kind contributions.

SFY 2017 CHARITY CARE SUBSIDY SHORTFALL



Warren County Hospitals

ANNUAL CONTRIBUTIONS TO THE LOCAL AND STATE ECONOMY

Total Expenditures: \$205,346,000

▪ **1,294 full-time equivalent jobs, including:**

Nursing:	279
Therapy:	69
Radiology:	93
Pharmacy:	32
Pathology and Laboratory:	68
Dietary/Housekeeping/Maintenance:	144
Total Employee Payroll:	\$80,216,000
Estimated State Income Taxes Paid by Employees:	\$4,431,900

▪ **Purchased Services of \$35,199,000, including:**

Contracted Labor: \$19,433,000
Pharmaceutical Drugs: \$10,781,000
Dietary/Laundry/Housekeeping Supplies: \$1,377,000
Building Supplies: \$702,000
Utilities: \$2,906,000 including:
\$1,731,000 in Electric
\$626,000 in Oil & Gas
\$549,000 in Water/Sewage/Disposal

ANNUAL CONTRIBUTIONS AS A HEALTHCARE SAFETY NET

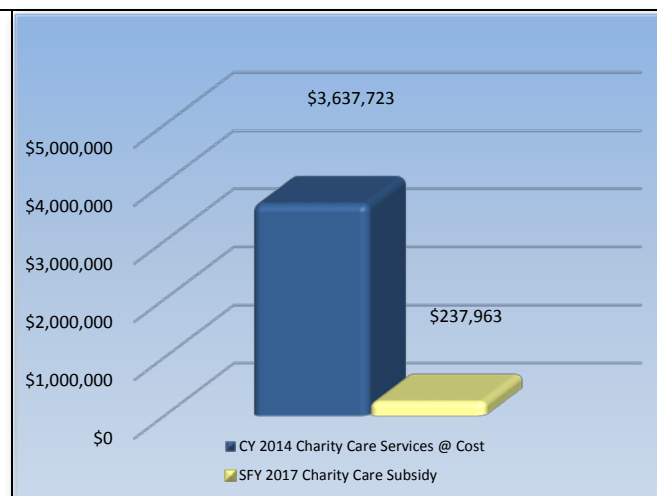
- Hospitals also give back to the community by serving as the primary source of medical services for the state's 700,000 uninsured, thus serving as the healthcare safety net for the most needy.
- In 2015, uninsured patients presented at Warren County Hospitals on 18,745 occasions.
- New Jersey's general hospitals are predominantly not-for-profit entities — any excess revenue over expenses is returned to the community in the form of new medical technology, expanded hospital services, maintenance and expansion of physical infrastructure and the enhanced ability to hire and maintain skilled workforce.

ANNUAL TAXES

Warren County Hospitals pay \$1,359,600 annually in taxes including:

- 0.53 Percent Assessment: \$1,163,100
- Adjusted Admissions Assessment: \$164,100
- Newborn Screening Fees: \$32,400
- Other assessments such as New Jersey Poison Information & Education System (NJPIES) and Maternal and Child Health Consortium Assessment
- In addition, hospitals support their local municipalities through voluntary, negotiated payments and in-kind contributions.

SFY 2017 CHARITY CARE SUBSIDY SHORTFALL





NEW JERSEY HOSPITAL ASSOCIATION

NJHA

760 ALEXANDER ROAD
PRINCETON, NJ 08540

WWW.NJHA.COM