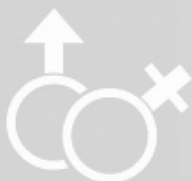




NEW JERSEY HOSPITAL ASSOCIATION

2022 ECONOMIC IMPACT REPORT



NEW JERSEY HOSPITAL ASSOCIATION

2022 ECONOMIC IMPACT REPORT

©2022 NEW JERSEY HOSPITAL ASSOCIATION

Published by: Health Economics | 760 Alexander Road, PO Box 1, Princeton, NJ 08543-0001

All rights reserved. No part of this publication may be reproduced in any form without the prior written permission of the publisher, the New Jersey Hospital Association (NJHA). NJHA is not responsible for any misprints, typographical or other errors, or any consequences caused as a result of the use of this publication. This publication is provided with the understanding that NJHA is not engaged in rendering any legal, accounting or other professional services and NJHA shall not be held liable for any circumstances arising out of its use. If legal advice or other expert assistance is required, the services of a competent professional should be sought. NJHA invites your comments and suggestions. Please direct all correspondence to the New Jersey Hospital Association, Health Economics, 760 Alexander Road, PO Box 1, Princeton, New Jersey 08543-0001. By telephone 609-275-4029, by fax 609-228-6062, or by e-mail at arazanica@njha.com.



Introduction

New Jersey hospitals are a vital public resource; that has never been more evident than during the last two years of the global pandemic. New Jersey hospitals and their dedicated team members have successfully treated more than 105,000 COVID patients among the 14 million patients served annually, providing healthcare services to all, regardless of their ability to pay. But the contributions of New Jersey's hospitals extend far beyond their healthcare services. Hospitals also are economic strongholds; they are dependable sources of jobs, income taxes and spending that help stabilize their communities through good times and bad.

New Jersey hospitals directly contributed \$27.8 billion to the state's economy during the 2020 pandemic year. But these anchor institutions drive much larger total impacts both to their local communities and to other N.J. companies through spending that supports their operations, employees, patients and visitors. The total impact to the state's economy driven by N.J. hospitals reached \$62 billion in 2020. That total includes:

- \$3.9 billion in purchased services
- Nearly 119,000 full-time equivalent jobs and total direct employment of over 154,000 full- and part-time positions; in addition to these direct jobs, the hospital industry supports approximately 200,000 jobs across other sectors, for a total employment impact of 355,000 jobs statewide¹
- Over \$10 billion in total employee salaries
- Over \$500 million in state income taxes paid by hospital employees
- \$672 million in charity care services to New Jersey's working poor and other uninsured residents.

Healthcare is the only industry that has added jobs in the state every year from 1990 through 2019 while increasing its share of jobholding from 7.5 percent in 1990 to 12.5 percent in 2020. The industry experienced a modest loss of about 22,000 jobs in 2020 due to the COVID-19 shutdown. According to the New Jersey Department of Labor, the outlook for healthcare employment in the Garden State remains strong as healthcare faces a workforce shortage that has been exacerbated by the pandemic. From 2018 through 2028, it is projected that 64,860 jobs will be added, an annual increase of 1.2 percent. Healthcare cluster employment is comprised of three industry groups: ambulatory healthcare services (49 percent), hospitals (34 percent) and nursing and residential care facilities (17 percent).

Hospital contributions ripple across New Jersey, providing economic stability to the state, its counties and to individual communities. In many towns, the local hospital is the largest employer, providing untold benefits in jobs and health insurance coverage, local spending and community health services.

The pages that follow detail the many economic contributions of New Jersey's hospitals. The information is presented statewide and also for New Jersey's 21 counties. In addition, hospital-specific reports show the important contributions of hospitals to their local communities. Together, this data paints a compelling picture of the compassionate care and economic stability delivered by New Jersey's hospital community.

About This Report

The information provided in this report was compiled by NJHA's Health Economics based on 2020 cost reports from 71 acute care hospitals filed with the New Jersey Department of Health, along with other publicly available data sources.

¹ The goods and services hospitals purchase from other businesses create additional economic value for the community, and estimated the use of factors (or "multipliers") by which spending in one sector affects other sectors. For employment, these ripple effects mean that each hospital job results in a total of 2.3 jobs in the overall economy because hospital employees use their wages to purchase goods and services which creates income and jobs for other businesses. Similarly, each dollar spent by a hospital results in a total of \$2.24 in overall economic output. New Jersey hospitals thus support approximately 355,000 total jobs and over \$62 billion in economic activity statewide.

Source for multipliers: American Hospital Association, *Hospitals Remain Economic Pillars in Their Communities*, Feb. 2022; analysis based on multipliers from the U.S. Bureau of Economic Analysis' Regional Input-Output Modeling System (BEA RIMS-II).

New Jersey Hospitals

ANNUAL CONTRIBUTIONS TO THE LOCAL AND STATE ECONOMY

Total Expenditures: \$27.8 billion

▪ Nearly 119,000 full-time equivalent jobs, including:

Nursing:	33,576
Therapy:	4,570
Radiology:	6,682
Pharmacy:	2,886
Pathology and Laboratory:	4,615
Dietary/Housekeeping/Maintenance:	10,321
Total Employee Payroll:	\$10.2 billion
Estimated State Income Taxes Paid by Employees:	\$562 million

▪ Purchased Services of \$3.9 billion, including:

Contracted Labor: \$1.7 billion
Pharmaceutical Drugs: \$1.8 billion
Dietary/Laundry/Housekeeping Supplies: \$154 million
Building Supplies: \$30.7 million
Utilities: \$254 million including:
\$153 million in Electric
\$48 million in Oil & Gas
\$54 million in Water/Sewage/Disposal

Effect on Jobs in Overall Economy¹..... 355,000

Effect on Overall Economic Output¹..... \$62 billion

ANNUAL CONTRIBUTIONS AS A HEALTHCARE SAFETY NET

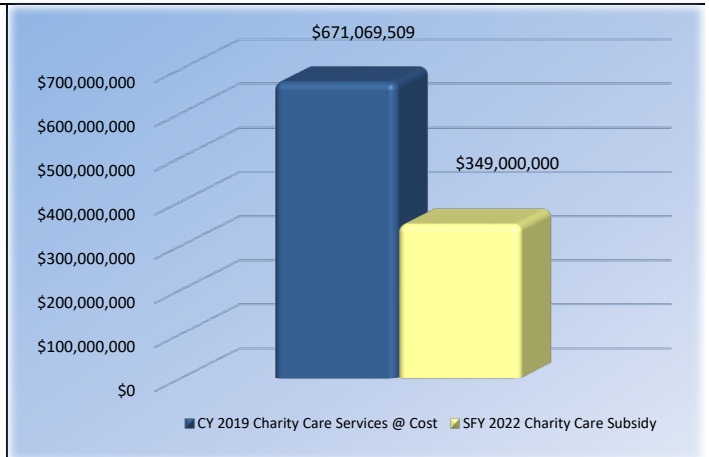
- Hospitals also give back to the community by serving as the primary source of medical services for the state's 692,000 uninsured, thus serving as the healthcare safety net for the most needy.
- In 2020, uninsured patients presented at New Jersey hospitals on 1.2 million occasions.
- New Jersey's general hospitals are predominantly not-for-profit entities — any excess revenue over expenses is returned to the community in the form of new medical technology, expanded hospital services, maintenance and expansion of physical infrastructure and the enhanced ability to hire and maintain skilled workforce.

ANNUAL TAXES

New Jersey hospitals pay nearly \$176 million annually in taxes including:

- 0.53 Percent Assessment: \$145.1 million
- Adjusted Admissions Assessment: \$15.9 million
- Newborn Screening Fees: \$14.7 million
- Other assessments such as New Jersey Poison Information & Education System (NJPIES) and Maternal and Child Health Consortium Assessment
- In addition, hospitals support their local municipalities through voluntary, negotiated payments and in-kind contributions.

SFY 2022 CHARITY CARE SUBSIDY SHORTFALL



¹ The goods and services hospitals purchase from other businesses create additional economic value for the community, as estimated through the use of "multipliers" by which spending in one sector affects other sectors. For employment, these ripple effects mean that each hospital job results in a total of 2.3 jobs in the overall economy as hospital employees use their wages to purchase goods and services, which in turn creates income and jobs for other businesses. Similarly, each dollar spent by a hospital results in a total of \$2.24 in overall economic output. New Jersey hospitals thus support approximately 355,000 total jobs and over \$62 billion in economic activity statewide.

Source for multipliers: American Hospital Association, "Hospitals Remain Economic Pillars in Their Communities," Feb. 2022; analysis based on multipliers from the U.S. Bureau of Economic Analysis' Regional Input-Output Modeling System (BEA RIMS-II).

Teaching Hospitals

ANNUAL CONTRIBUTIONS TO THE LOCAL AND STATE ECONOMY

Total Expenditures: \$22 billion

▪ Over 91,000 full-time equivalent jobs, including:

Nursing:	25,887
Therapy:	3,440
Radiology:	4,857
Pharmacy:	2,171
Pathology and Laboratory:	3,465
Dietary/Housekeeping/Maintenance:	7,833
Total Employee Payroll:	\$7.9 billion
Estimated State Income Taxes Paid by Employees:	\$438.5 million

▪ Purchased Services of \$3 billion, including:

Contracted Labor: \$1.2 billion
Pharmaceutical Drugs: \$1.4 billion
Dietary/Laundry/Housekeeping Supplies: \$114.8 million
Building Supplies: \$18.2 million
Utilities: \$190 million including:
\$112 million in Electric
\$38 million in Oil & Gas
\$41 million in Water/Sewage/Disposal

ANNUAL CONTRIBUTIONS AS A HEALTHCARE SAFETY NET

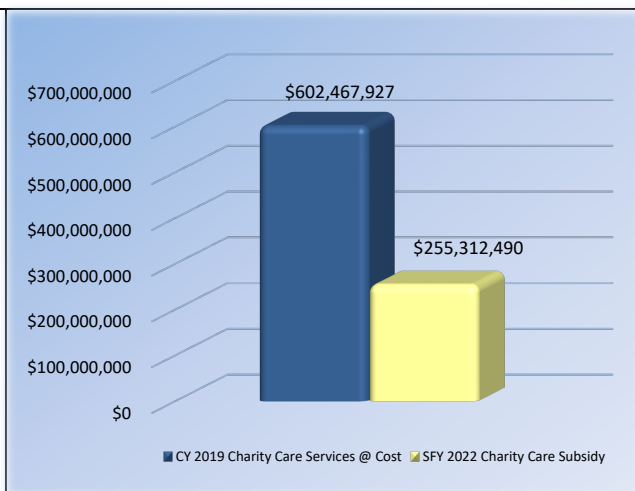
- Teaching hospitals also give back to the community by serving as the primary source of medical services for the state's 692,000 uninsured, thus serving as the healthcare safety net for the most needy.
- In 2020, uninsured patients presented at teaching hospitals on nearly one million occasions.
- New Jersey's general hospitals are predominantly not-for-profit entities — any excess revenue over expenses is returned to the community in the form of new medical technology, expanded hospital services, maintenance and expansion of physical infrastructure and the enhanced ability to hire and maintain skilled workforce.

ANNUAL TAXES

New Jersey teaching hospitals pay in excess of \$135 million annually in taxes including:

- 0.53 Percent Assessment: \$112.8 million
- Adjusted Admissions Assessment: \$11.8 million
- Newborn Screening Fees: \$10.8 million
- Other assessments such as New Jersey Poison Information & Education System (NJPIES) and Maternal and Child Health Consortium Assessment
- In addition, hospitals support their local municipalities through voluntary, negotiated payments and in-kind contributions.

SFY 2022 CHARITY CARE SUBSIDY SHORTFALL



AtlantiCare Regional Medical Center City Campus

ANNUAL CONTRIBUTIONS TO THE LOCAL AND STATE ECONOMY

Total Expenditures: \$279,775,000

▪ **1,094 full-time equivalent jobs, including:**

Nursing:	383
Therapy:	28
Radiology:	65
Pharmacy:	51
Pathology and Laboratory:	36
Dietary/Housekeeping/Maintenance:	46
Total Employee Payroll:	\$92,557,000
Estimated State Income Taxes Paid by Employees:	\$5,113,800

▪ **Purchased Services of \$38,524,000, including:**

Contracted Labor: \$18,875,000
Pharmaceutical Drugs: \$12,936,000
Dietary/Laundry/Housekeeping Supplies: \$2,006,000
Building Supplies: \$3,000
Utilities: \$4,704,000 including:
\$2,834,000 in Electric
\$1,193,000 in Oil & Gas
\$677,000 in Water/Sewage/Disposal

ANNUAL CONTRIBUTIONS AS A HEALTHCARE SAFETY NET

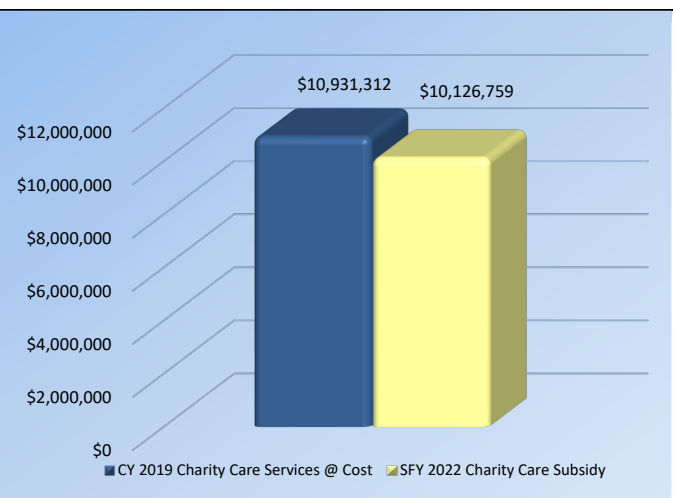
- Hospitals also give back to the community by serving as the primary source of medical services for the state's 692,000 uninsured, thus serving as the healthcare safety net for the most needy.
- In 2020, uninsured patients presented at AtlantiCare Regional Medical Center City Campus on 17,457 occasions.
- New Jersey's general hospitals are predominantly not-for-profit entities — any excess revenue over expenses is returned to the community in the form of new medical technology, expanded hospital services, maintenance and expansion of physical infrastructure and the enhanced ability to hire and maintain skilled workforce.

ANNUAL TAXES

AtlantiCare Regional Medical Center City Campus pays \$1,728,100 annually in taxes including:

- 0.53 Percent Assessment: \$1,559,900
- Adjusted Admissions Assessment: \$168,300
- Newborn Screening Fees: \$0
- Other assessments such as New Jersey Poison Information & Education System (NJPIES) and Maternal and Child Health Consortium Assessment
- In addition, hospitals support their local municipalities through voluntary, negotiated payments and in-kind contributions.

SFY 2022 CHARITY CARE SUBSIDY SHORTFALL



AtlantiCare Regional Medical Center Mainland Campus

ANNUAL CONTRIBUTIONS TO THE LOCAL AND STATE ECONOMY

Total Expenditures: \$437,596,000

▪ **1,711 full-time equivalent jobs, including:**

Nursing:	608
Therapy:	43
Radiology:	143
Pharmacy:	85
Pathology and Laboratory:	60
Dietary/Housekeeping/Maintenance:	53
Total Employee Payroll:	\$144,768,000
Estimated State Income Taxes Paid by Employees:	\$7,998,400

▪ **Purchased Services of \$69,142,000, including:**

Contracted Labor: \$29,520,000
Pharmaceutical Drugs: \$31,427,000
Dietary/Laundry/Housekeeping Supplies: \$834,000
Building Supplies: \$4,000
Utilities: \$7,357,000 including:
\$4,433,000 in Electric
\$1,867,000 in Oil & Gas
\$1,057,000 in Water/Sewage/Disposal

ANNUAL CONTRIBUTIONS AS A HEALTHCARE SAFETY NET

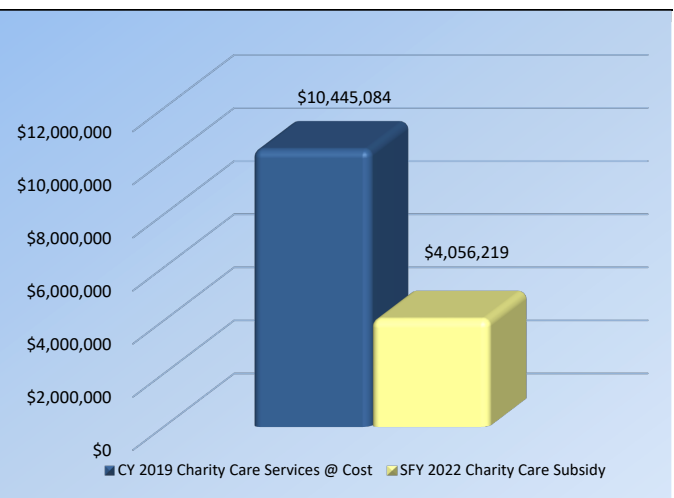
- Hospitals also give back to the community by serving as the primary source of medical services for the state's 692,000 uninsured, thus serving as the healthcare safety net for the most needy.
- In 2020, uninsured patients presented at AtlantiCare Regional Medical Center Mainland Campus on 11,030 occasions.
- New Jersey's general hospitals are predominantly not-for-profit entities — any excess revenue over expenses is returned to the community in the form of new medical technology, expanded hospital services, maintenance and expansion of physical infrastructure and the enhanced ability to hire and maintain skilled workforce.

ANNUAL TAXES

AtlantiCare Regional Medical Center Mainland Campus pays \$3,136,400 annually in taxes including:

- 0.53 Percent Assessment: \$2,439,800
- Adjusted Admissions Assessment: \$307,400
- Newborn Screening Fees: \$389,300
- Other assessments such as New Jersey Poison Information & Education System (NJPIES) and Maternal and Child Health Consortium Assessment
- In addition, hospitals support their local municipalities through voluntary, negotiated payments and in-kind contributions.

SFY 2022 CHARITY CARE SUBSIDY SHORTFALL



Bergen New Bridge Medical Center

ANNUAL CONTRIBUTIONS TO THE LOCAL AND STATE ECONOMY

Total Expenditures: \$256,744,000

▪ **1,726 full-time equivalent jobs, including:**

Nursing:	362
Therapy:	30
Radiology:	17
Pharmacy:	38
Pathology and Laboratory:	19
Dietary/Housekeeping/Maintenance:	255
Total Employee Payroll:	\$122,598,000
Estimated State Income Taxes Paid by Employees:	\$6,773,500

▪ **Purchased Services of \$39,564,000, including:**

Contracted Labor: \$21,137,000
Pharmaceutical Drugs: \$10,081,000
Dietary/Laundry/Housekeeping Supplies: \$5,327,000
Building Supplies: \$7,000
Utilities: \$3,012,000 including:
\$1,838,000 in Electric
\$739,000 in Oil & Gas
\$435,000 in Water/Sewage/Disposal

ANNUAL CONTRIBUTIONS AS A HEALTHCARE SAFETY NET

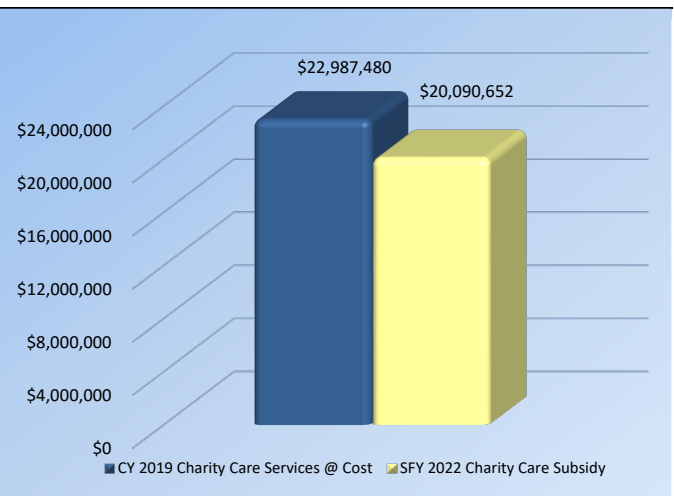
- Hospitals also give back to the community by serving as the primary source of medical services for the state's 692,000 uninsured, thus serving as the healthcare safety net for the most needy.
- In 2020, uninsured patients presented at Bergen New Bridge Medical Center on 42,616 occasions.
- New Jersey's general hospitals are predominantly not-for-profit entities — any excess revenue over expenses is returned to the community in the form of new medical technology, expanded hospital services, maintenance and expansion of physical infrastructure and the enhanced ability to hire and maintain skilled workforce.

ANNUAL TAXES

Bergen New Bridge Medical Center pays \$1,534,400 annually in taxes including:

- 0.53 Percent Assessment: \$1,408,100
- Adjusted Admissions Assessment: \$126,300
- Newborn Screening Fees: \$0
- Other assessments such as New Jersey Poison Information & Education System (NJPIES) and Maternal and Child Health Consortium Assessment
- In addition, hospitals support their local municipalities through voluntary, negotiated payments and in-kind contributions.

SFY 2022 CHARITY CARE SUBSIDY SHORTFALL



Cape Regional Medical Center

ANNUAL CONTRIBUTIONS TO THE LOCAL AND STATE ECONOMY

Total Expenditures: \$123,220,000

▪ **717 full-time equivalent jobs, including:**

Nursing:	178
Therapy:	30
Radiology:	50
Pharmacy:	18
Pathology and Laboratory:	74
Dietary/Housekeeping/Maintenance:	49
Total Employee Payroll:	\$51,475,000
Estimated State Income Taxes Paid by Employees:	\$2,844,000

▪ **Purchased Services of \$27,093,000, including:**

Contracted Labor: \$18,993,000
Pharmaceutical Drugs: \$5,289,000
Dietary/Laundry/Housekeeping Supplies: \$807,000
Building Supplies: \$14,000
Utilities: \$1,990,000 including:
\$1,301,000 in Electric
\$302,000 in Oil & Gas
\$387,000 in Water/Sewage/Disposal

ANNUAL CONTRIBUTIONS AS A HEALTHCARE SAFETY NET

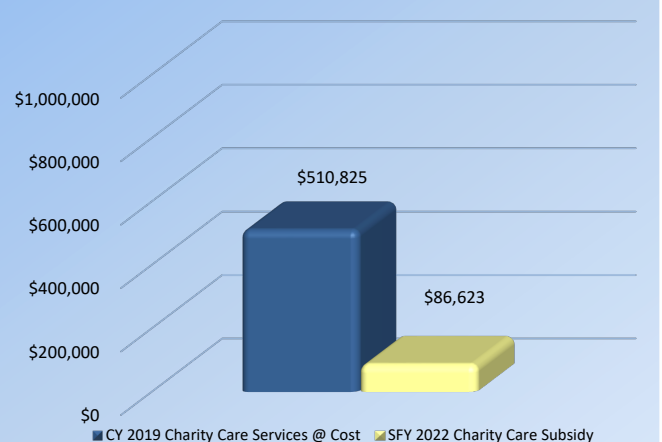
- Hospitals also give back to the community by serving as the primary source of medical services for the state's 692,000 uninsured, thus serving as the healthcare safety net for the most needy.
- In 2020, uninsured patients presented at Cape Regional Medical Center on 2,117 occasions.
- New Jersey's general hospitals are predominantly not-for-profit entities — any excess revenue over expenses is returned to the community in the form of new medical technology, expanded hospital services, maintenance and expansion of physical infrastructure and the enhanced ability to hire and maintain skilled workforce.

ANNUAL TAXES

Cape Regional Medical Center pays \$874,000 annually in taxes including:

- 0.53 Percent Assessment: \$654,800
- Adjusted Admissions Assessment: \$168,200
- Newborn Screening Fees: \$51,000
- Other assessments such as New Jersey Poison Information & Education System (NJPIES) and Maternal and Child Health Consortium Assessment
- In addition, hospitals support their local municipalities through voluntary, negotiated payments and in-kind contributions.

SFY 2022 CHARITY CARE SUBSIDY SHORTFALL



Capital Health Medical Center - Hopewell

ANNUAL CONTRIBUTIONS TO THE LOCAL AND STATE ECONOMY

Total Expenditures: \$533,468,000

▪ **2,423 full-time equivalent jobs, including:**

Nursing:	448
Therapy:	68
Radiology:	146
Pharmacy:	40
Pathology and Laboratory:	67
Dietary/Housekeeping/Maintenance:	172
Total Employee Payroll:	\$236,727,000
Estimated State Income Taxes Paid by Employees:	\$13,079,200

▪ **Purchased Services of \$57,795,000, including:**

Contracted Labor: \$31,750,000
Pharmaceutical Drugs: \$19,406,000
Dietary/Laundry/Housekeeping Supplies: \$1,607,000
Building Supplies: \$17,000
Utilities: \$5,015,000 including:
\$3,469,000 in Electric
\$932,000 in Oil & Gas
\$664,000 in Water/Sewage/Disposal

ANNUAL CONTRIBUTIONS AS A HEALTHCARE SAFETY NET

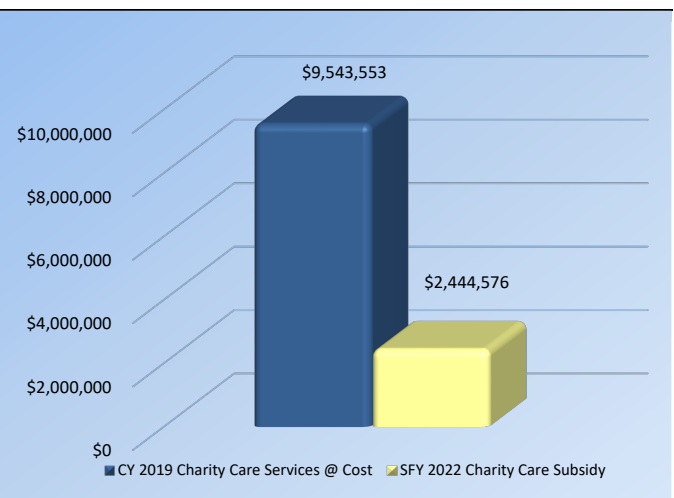
- Hospitals also give back to the community by serving as the primary source of medical services for the state's 692,000 uninsured, thus serving as the healthcare safety net for the most needy.
- In 2020, uninsured patients presented at Capital Health Medical Center - Hopewell on 27,123 occasions.
- New Jersey's general hospitals are predominantly not-for-profit entities — any excess revenue over expenses is returned to the community in the form of new medical technology, expanded hospital services, maintenance and expansion of physical infrastructure and the enhanced ability to hire and maintain skilled workforce.

ANNUAL TAXES

Capital Health Medical Center - Hopewell pays \$4,079,200 annually in taxes including:

- 0.53 Percent Assessment: \$2,772,900
- Adjusted Admissions Assessment: \$356,800
- Newborn Screening Fees: \$949,500
- Other assessments such as New Jersey Poison Information & Education System (NJPIES) and Maternal and Child Health Consortium Assessment
- In addition, hospitals support their local municipalities through voluntary, negotiated payments and in-kind contributions.

SFY 2022 CHARITY CARE SUBSIDY SHORTFALL



Capital Health Regional Medical Center

ANNUAL CONTRIBUTIONS TO THE LOCAL AND STATE ECONOMY

Total Expenditures: \$357,442,000

▪ **1,707 full-time equivalent jobs, including:**

Nursing:	441
Therapy:	70
Radiology:	66
Pharmacy:	40
Pathology and Laboratory:	49
Dietary/Housekeeping/Maintenance:	145
Total Employee Payroll:	\$148,410,000
Estimated State Income Taxes Paid by Employees:	\$8,199,700

▪ **Purchased Services of \$35,382,000, including:**

Contracted Labor: \$20,546,000
Pharmaceutical Drugs: \$11,010,000
Dietary/Laundry/Housekeeping Supplies: \$1,045,000
Building Supplies: \$17,000
Utilities: \$2,764,000 including:
\$1,914,000 in Electric
\$329,000 in Oil & Gas
\$545,000 in Water/Sewage/Disposal

ANNUAL CONTRIBUTIONS AS A HEALTHCARE SAFETY NET

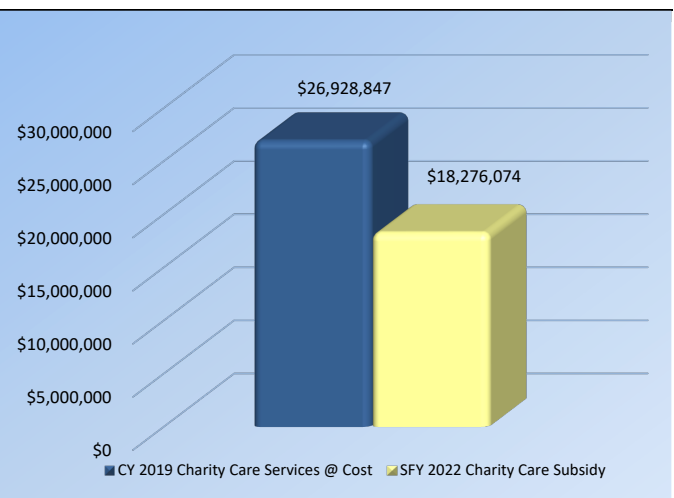
- Hospitals also give back to the community by serving as the primary source of medical services for the state's 692,000 uninsured, thus serving as the healthcare safety net for the most needy.
- In 2020, uninsured patients presented at Capital Health Regional Medical Center on 62,491 occasions.
- New Jersey's general hospitals are predominantly not-for-profit entities — any excess revenue over expenses is returned to the community in the form of new medical technology, expanded hospital services, maintenance and expansion of physical infrastructure and the enhanced ability to hire and maintain skilled workforce.

ANNUAL TAXES

Capital Health Regional Medical Center pays \$1,975,500 annually in taxes including:

- 0.53 Percent Assessment: \$1,851,400
- Adjusted Admissions Assessment: \$124,100
- Newborn Screening Fees: \$0
- Other assessments such as New Jersey Poison Information & Education System (NJPIES) and Maternal and Child Health Consortium Assessment
- In addition, hospitals support their local municipalities through voluntary, negotiated payments and in-kind contributions.

SFY 2022 CHARITY CARE SUBSIDY SHORTFALL



CarePoint Health Bayonne Medical Center

ANNUAL CONTRIBUTIONS TO THE LOCAL AND STATE ECONOMY

Total Expenditures: \$154,480,000

▪ **713 full-time equivalent jobs, including:**

Nursing:	193
Therapy:	27
Radiology:	32
Pharmacy:	18
Pathology and Laboratory:	28
Dietary/Housekeeping/Maintenance:	94
Total Employee Payroll:	\$50,944,000
Estimated State Income Taxes Paid by Employees:	\$2,814,700

▪ **Purchased Services of \$55,484,000, including:**

Contracted Labor: \$49,664,000
Pharmaceutical Drugs: \$4,103,000
Dietary/Laundry/Housekeeping Supplies: \$384,000
Building Supplies: \$45,000
Utilities: \$1,288,000 including:
\$587,000 in Electric
\$538,000 in Oil & Gas
\$163,000 in Water/Sewage/Disposal

ANNUAL CONTRIBUTIONS AS A HEALTHCARE SAFETY NET

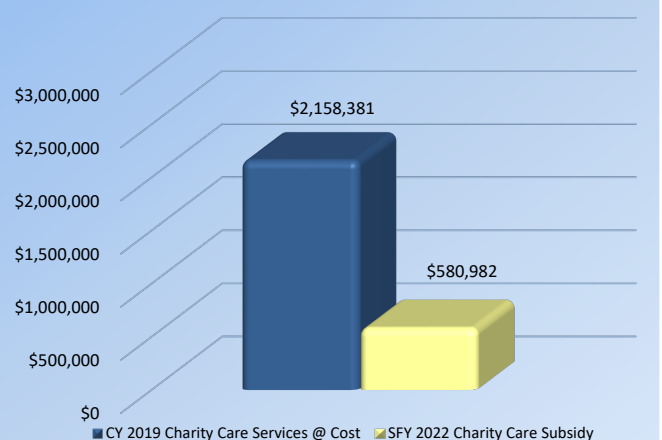
- Hospitals also give back to the community by serving as the primary source of medical services for the state's 692,000 uninsured, thus serving as the healthcare safety net for the most needy.
- In 2020, uninsured patients presented at CarePoint Health Bayonne Medical Center on 3,568 occasions.
- New Jersey's general hospitals are predominantly not-for-profit entities — any excess revenue over expenses is returned to the community in the form of new medical technology, expanded hospital services, maintenance and expansion of physical infrastructure and the enhanced ability to hire and maintain skilled workforce.

ANNUAL TAXES

CarePoint Health Bayonne Medical Center pays \$828,900 annually in taxes including:

- 0.53 Percent Assessment: \$747,000
- Adjusted Admissions Assessment: \$81,900
- Newborn Screening Fees: \$0
- Other assessments such as New Jersey Poison Information & Education System (NJPIES) and Maternal and Child Health Consortium Assessment
- In addition, hospitals support their local municipalities through voluntary, negotiated payments and in-kind contributions.

SFY 2022 CHARITY CARE SUBSIDY SHORTFALL



CarePoint Health Christ Hospital

ANNUAL CONTRIBUTIONS TO THE LOCAL AND STATE ECONOMY

Total Expenditures: \$194,649,000

▪ **865 full-time equivalent jobs, including:**

Nursing:	300
Therapy:	21
Radiology:	44
Pharmacy:	22
Pathology and Laboratory:	47
Dietary/Housekeeping/Maintenance:	115
Total Employee Payroll:	\$62,120,000
Estimated State Income Taxes Paid by Employees:	\$3,432,100

▪ **Purchased Services of \$61,562,000, including:**

Contracted Labor: \$53,888,000
Pharmaceutical Drugs: \$5,223,000
Dietary/Laundry/Housekeeping Supplies: \$300,000
Building Supplies: \$59,000
Utilities: \$2,092,000 including:
\$1,265,000 in Electric
\$453,000 in Oil & Gas
\$374,000 in Water/Sewage/Disposal

ANNUAL CONTRIBUTIONS AS A HEALTHCARE SAFETY NET

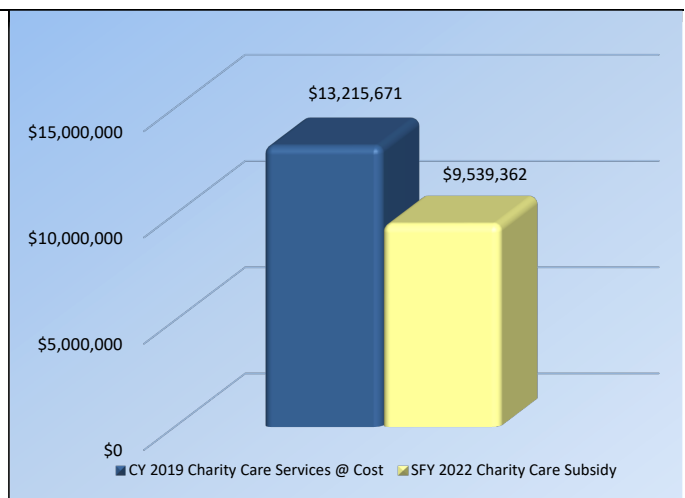
- Hospitals also give back to the community by serving as the primary source of medical services for the state's 692,000 uninsured, thus serving as the healthcare safety net for the most needy.
- In 2020, uninsured patients presented at CarePoint Health Christ Hospital on 16,557 occasions.
- New Jersey's general hospitals are predominantly not-for-profit entities — any excess revenue over expenses is returned to the community in the form of new medical technology, expanded hospital services, maintenance and expansion of physical infrastructure and the enhanced ability to hire and maintain skilled workforce.

ANNUAL TAXES

CarePoint Health Christ Hospital pays \$1,097,700 annually in taxes including:

- 0.53 Percent Assessment: \$970,300
- Adjusted Admissions Assessment: \$97,700
- Newborn Screening Fees: \$29,700
- Other assessments such as New Jersey Poison Information & Education System (NJPIES) and Maternal and Child Health Consortium Assessment
- In addition, hospitals support their local municipalities through voluntary, negotiated payments and in-kind contributions.

SFY 2022 CHARITY CARE SUBSIDY SHORTFALL



CarePoint Health Hoboken University Medical Center

ANNUAL CONTRIBUTIONS TO THE LOCAL AND STATE ECONOMY

Total Expenditures: \$189,476,000

▪ 887 full-time equivalent jobs, including:

Nursing:	233
Therapy:	34
Radiology:	28
Pharmacy:	24
Pathology and Laboratory:	25
Dietary/Housekeeping/Maintenance:	117
Total Employee Payroll:	\$62,587,000
Estimated State Income Taxes Paid by Employees:	\$3,457,900

▪ Purchased Services of \$55,092,000, including:

Contracted Labor: \$47,923,000
Pharmaceutical Drugs: \$5,115,000
Dietary/Laundry/Housekeeping Supplies: \$492,000
Building Supplies: \$206,000
Utilities: \$1,356,000 including:
\$824,000 in Electric
\$270,000 in Oil & Gas
\$262,000 in Water/Sewage/Disposal

ANNUAL CONTRIBUTIONS AS A HEALTHCARE SAFETY NET

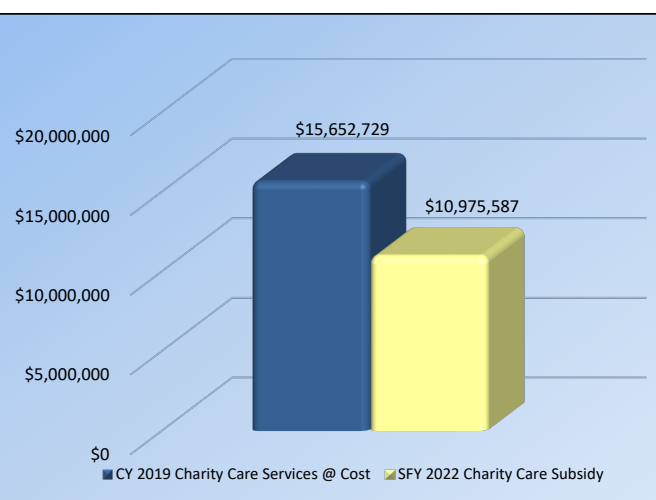
- Hospitals also give back to the community by serving as the primary source of medical services for the state's 692,000 uninsured, thus serving as the healthcare safety net for the most needy.
- In 2020, uninsured patients presented at CarePoint Health Hoboken University Medical Center on 22,581 occasions.
- New Jersey's general hospitals are predominantly not-for-profit entities — any excess revenue over expenses is returned to the community in the form of new medical technology, expanded hospital services, maintenance and expansion of physical infrastructure and the enhanced ability to hire and maintain skilled workforce.

ANNUAL TAXES

CarePoint Health Hoboken University Medical Center pays \$1,185,200 annually in taxes including:

- 0.53 Percent Assessment: \$947,300
- Adjusted Admissions Assessment: \$121,900
- Newborn Screening Fees: \$116,000
- Other assessments such as New Jersey Poison Information & Education System (NJPIES) and Maternal and Child Health Consortium Assessment
- In addition, hospitals support their local municipalities through voluntary, negotiated payments and in-kind contributions.

SFY 2022 CHARITY CARE SUBSIDY SHORTFALL



CareWell Health Medical Center

ANNUAL CONTRIBUTIONS TO THE LOCAL AND STATE ECONOMY

Total Expenditures: \$113,847,000

▪ **565 full-time equivalent jobs, including:**

Nursing:	191
Therapy:	19
Radiology:	20
Pharmacy:	0
Pathology and Laboratory:	16
Dietary/Housekeeping/Maintenance:	73
Total Employee Payroll:	\$42,661,000
Estimated State Income Taxes Paid by Employees:	\$2,357,000

▪ **Purchased Services of \$20,369,000, including:**

Contracted Labor: \$15,233,000
Pharmaceutical Drugs: \$2,647,000
Dietary/Laundry/Housekeeping Supplies: \$871,000
Building Supplies: \$133,000
Utilities: \$1,485,000 including:
\$661,000 in Electric
\$246,000 in Oil & Gas
\$578,000 in Water/Sewage/Disposal

ANNUAL CONTRIBUTIONS AS A HEALTHCARE SAFETY NET

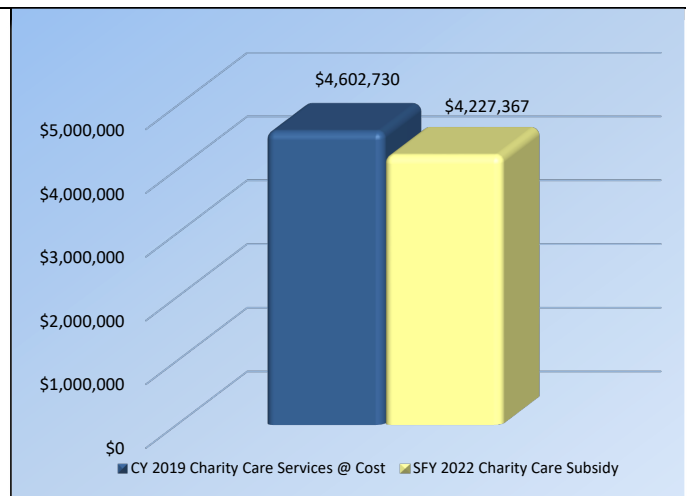
- Hospitals also give back to the community by serving as the primary source of medical services for the state's 692,000 uninsured, thus serving as the healthcare safety net for the most needy.
- In 2020, uninsured patients presented at CareWell Health Medical Center on 5,988 occasions.
- New Jersey's general hospitals are predominantly not-for-profit entities — any excess revenue over expenses is returned to the community in the form of new medical technology, expanded hospital services, maintenance and expansion of physical infrastructure and the enhanced ability to hire and maintain skilled workforce.

ANNUAL TAXES

CareWell Health Medical Center pays \$605,400 annually in taxes including:

- 0.53 Percent Assessment: \$541,800
- Adjusted Admissions Assessment: \$63,600
- Newborn Screening Fees: \$0
- Other assessments such as New Jersey Poison Information & Education System (NJPIES) and Maternal and Child Health Consortium Assessment
- In addition, hospitals support their local municipalities through voluntary, negotiated payments and in-kind contributions.

SFY 2022 CHARITY CARE SUBSIDY SHORTFALL



CentraState Medical Center

ANNUAL CONTRIBUTIONS TO THE LOCAL AND STATE ECONOMY

Total Expenditures: \$302,290,000

▪ **1,549 full-time equivalent jobs, including:**

Nursing:	478
Therapy:	114
Radiology:	94
Pharmacy:	38
Pathology and Laboratory:	73
Dietary/Housekeeping/Maintenance:	156
Total Employee Payroll:	\$117,740,000
Estimated State Income Taxes Paid by Employees:	\$6,505,100

▪ **Purchased Services of \$50,681,000, including:**

Contracted Labor: \$8,701,000
Pharmaceutical Drugs: \$37,803,000
Dietary/Laundry/Housekeeping Supplies: \$1,547,000
Building Supplies: \$269,000
Utilities: \$2,361,000 including:
\$1,860,000 in Electric
\$292,000 in Oil & Gas
\$209,000 in Water/Sewage/Disposal

ANNUAL CONTRIBUTIONS AS A HEALTHCARE SAFETY NET

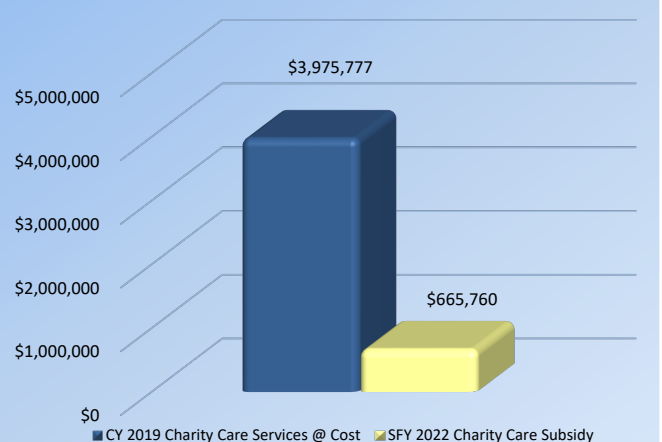
- Hospitals also give back to the community by serving as the primary source of medical services for the state's 692,000 uninsured, thus serving as the healthcare safety net for the most needy.
- In 2020, uninsured patients presented at CentraState Medical Center on 9,828 occasions.
- New Jersey's general hospitals are predominantly not-for-profit entities — any excess revenue over expenses is returned to the community in the form of new medical technology, expanded hospital services, maintenance and expansion of physical infrastructure and the enhanced ability to hire and maintain skilled workforce.

ANNUAL TAXES

CentraState Medical Center pays \$1,890,700 annually in taxes including:

- 0.53 Percent Assessment: \$1,622,700
- Adjusted Admissions Assessment: \$188,200
- Newborn Screening Fees: \$79,800
- Other assessments such as New Jersey Poison Information & Education System (NJPIES) and Maternal and Child Health Consortium Assessment
- In addition, hospitals support their local municipalities through voluntary, negotiated payments and in-kind contributions.

SFY 2022 CHARITY CARE SUBSIDY SHORTFALL



Chilton Medical Center

ANNUAL CONTRIBUTIONS TO THE LOCAL AND STATE ECONOMY

Total Expenditures: \$203,549,000

▪ **1,117 full-time equivalent jobs, including:**

Nursing:	300
Therapy:	57
Radiology:	86
Pharmacy:	27
Pathology and Laboratory:	41
Dietary/Housekeeping/Maintenance:	117
Total Employee Payroll:	\$92,930,000
Estimated State Income Taxes Paid by Employees:	\$5,134,400

▪ **Purchased Services of \$21,474,000, including:**

Contracted Labor: \$5,887,000
Pharmaceutical Drugs: \$11,613,000
Dietary/Laundry/Housekeeping Supplies: \$1,378,000
Building Supplies: \$118,000
Utilities: \$2,478,000 including:
\$1,174,000 in Electric
\$590,000 in Oil & Gas
\$714,000 in Water/Sewage/Disposal

ANNUAL CONTRIBUTIONS AS A HEALTHCARE SAFETY NET

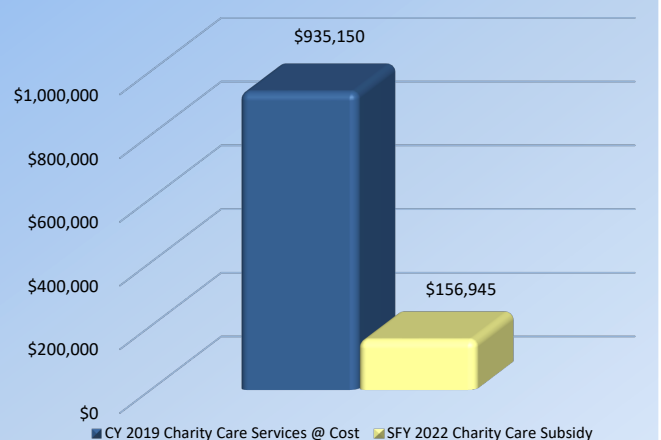
- Hospitals also give back to the community by serving as the primary source of medical services for the state's 692,000 uninsured, thus serving as the healthcare safety net for the most needy.
- In 2020, uninsured patients presented at Chilton Medical Center on 3,205 occasions.
- New Jersey's general hospitals are predominantly not-for-profit entities — any excess revenue over expenses is returned to the community in the form of new medical technology, expanded hospital services, maintenance and expansion of physical infrastructure and the enhanced ability to hire and maintain skilled workforce.

ANNUAL TAXES

Chilton Medical Center pays \$1,456,700 annually in taxes including:

- 0.53 Percent Assessment: \$1,267,200
- Adjusted Admissions Assessment: \$148,300
- Newborn Screening Fees: \$41,300
- Other assessments such as New Jersey Poison Information & Education System (NJPIES) and Maternal and Child Health Consortium Assessment
- In addition, hospitals support their local municipalities through voluntary, negotiated payments and in-kind contributions.

SFY 2022 CHARITY CARE SUBSIDY SHORTFALL



Clara Maass Medical Center

ANNUAL CONTRIBUTIONS TO THE LOCAL AND STATE ECONOMY

Total Expenditures: \$333,842,000

▪ **1,386 full-time equivalent jobs, including:**

Nursing:	449
Therapy:	39
Radiology:	69
Pharmacy:	44
Pathology and Laboratory:	41
Dietary/Housekeeping/Maintenance:	141
Total Employee Payroll:	\$117,480,000
Estimated State Income Taxes Paid by Employees:	\$6,490,800

▪ **Purchased Services of \$56,346,000, including:**

Contracted Labor: \$32,327,000
Pharmaceutical Drugs: \$17,239,000
Dietary/Laundry/Housekeeping Supplies: \$3,452,000
Building Supplies: \$0
Utilities: \$3,328,000 including:
\$2,129,000 in Electric
\$402,000 in Oil & Gas
\$797,000 in Water/Sewage/Disposal

ANNUAL CONTRIBUTIONS AS A HEALTHCARE SAFETY NET

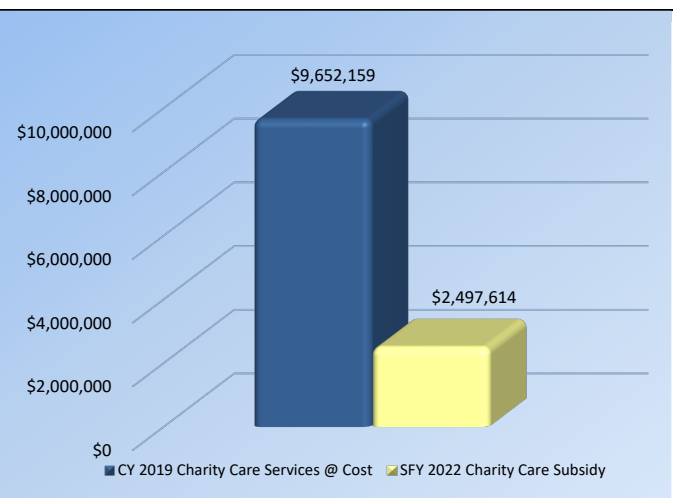
- Hospitals also give back to the community by serving as the primary source of medical services for the state's 692,000 uninsured, thus serving as the healthcare safety net for the most needy.
- In 2020, uninsured patients presented at Clara Maass Medical Center on 16,459 occasions.
- New Jersey's general hospitals are predominantly not-for-profit entities — any excess revenue over expenses is returned to the community in the form of new medical technology, expanded hospital services, maintenance and expansion of physical infrastructure and the enhanced ability to hire and maintain skilled workforce.

ANNUAL TAXES

Clara Maass Medical Center pays \$2,228,000 annually in taxes including:

- 0.53 Percent Assessment: \$1,583,300
- Adjusted Admissions Assessment: \$246,700
- Newborn Screening Fees: \$398,000
- Other assessments such as New Jersey Poison Information & Education System (NJPIES) and Maternal and Child Health Consortium Assessment
- In addition, hospitals support their local municipalities through voluntary, negotiated payments and in-kind contributions.

SFY 2022 CHARITY CARE SUBSIDY SHORTFALL



Community Medical Center

ANNUAL CONTRIBUTIONS TO THE LOCAL AND STATE ECONOMY

Total Expenditures: \$423,201,000

▪ **1,896 full-time equivalent jobs, including:**

Nursing:	638
Therapy:	83
Radiology:	115
Pharmacy:	56
Pathology and Laboratory:	77
Dietary/Housekeeping/Maintenance:	171
Total Employee Payroll:	\$147,967,000
Estimated State Income Taxes Paid by Employees:	\$8,175,200

▪ **Purchased Services of \$70,804,000, including:**

Contracted Labor: \$25,519,000
Pharmaceutical Drugs: \$38,021,000
Dietary/Laundry/Housekeeping Supplies: \$2,808,000
Building Supplies: \$0
Utilities: \$4,456,000 including:
\$2,660,000 in Electric
\$450,000 in Oil & Gas
\$1,346,000 in Water/Sewage/Disposal

ANNUAL CONTRIBUTIONS AS A HEALTHCARE SAFETY NET

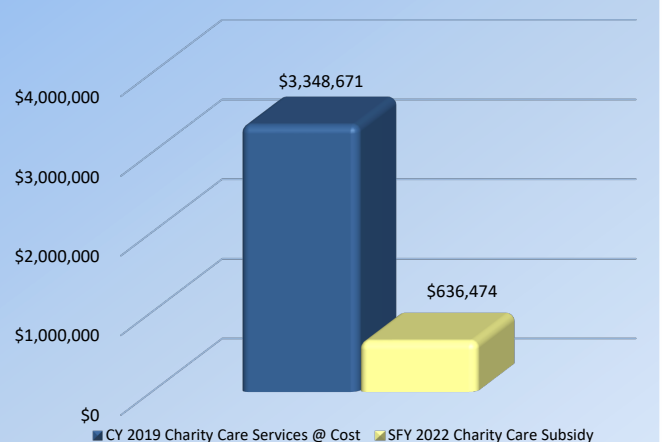
- Hospitals also give back to the community by serving as the primary source of medical services for the state's 692,000 uninsured, thus serving as the healthcare safety net for the most needy.
- In 2020, uninsured patients presented at Community Medical Center on 7,324 occasions.
- New Jersey's general hospitals are predominantly not-for-profit entities — any excess revenue over expenses is returned to the community in the form of new medical technology, expanded hospital services, maintenance and expansion of physical infrastructure and the enhanced ability to hire and maintain skilled workforce.

ANNUAL TAXES

Community Medical Center pays \$2,958,200 annually in taxes including:

- 0.53 Percent Assessment: \$2,263,000
- Adjusted Admissions Assessment: \$328,400
- Newborn Screening Fees: \$366,800
- Other assessments such as New Jersey Poison Information & Education System (NJPIES) and Maternal and Child Health Consortium Assessment
- In addition, hospitals support their local municipalities through voluntary, negotiated payments and in-kind contributions.

SFY 2022 CHARITY CARE SUBSIDY SHORTFALL



Cooper University Hospital

ANNUAL CONTRIBUTIONS TO THE LOCAL AND STATE ECONOMY

Total Expenditures: \$1,494,720,000

▪ **4,928 full-time equivalent jobs, including:**

Nursing:	1,125
Therapy:	163
Radiology:	206
Pharmacy:	86
Pathology and Laboratory:	154
Dietary/Housekeeping/Maintenance:	464
Total Employee Payroll:	\$489,343,000
Estimated State Income Taxes Paid by Employees:	\$27,036,200

▪ **Purchased Services of \$67,415,000, including:**

Contracted Labor: \$22,545,000
Pharmaceutical Drugs: \$33,920,000
Dietary/Laundry/Housekeeping Supplies: \$5,305,000
Building Supplies: \$39,000
Utilities: \$5,606,000 including:
\$3,306,000 in Electric
\$800,000 in Oil & Gas
\$1,500,000 in Water/Sewage/Disposal

ANNUAL CONTRIBUTIONS AS A HEALTHCARE SAFETY NET

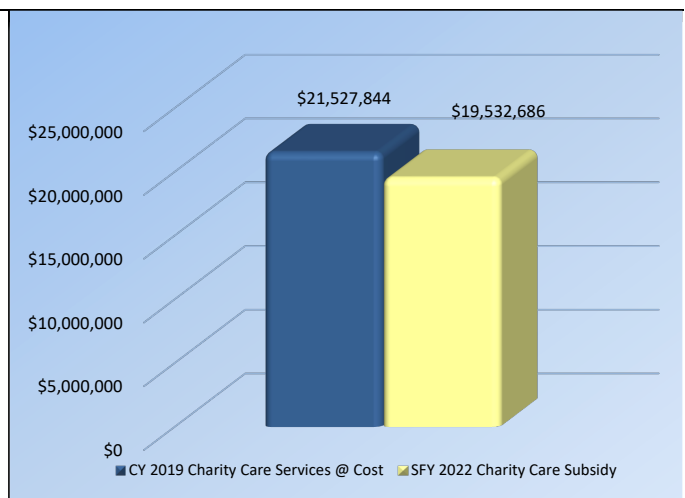
- Hospitals also give back to the community by serving as the primary source of medical services for the state's 692,000 uninsured, thus serving as the healthcare safety net for the most needy.
- In 2020, uninsured patients presented at Cooper University Hospital on 16,199 occasions.
- New Jersey's general hospitals are predominantly not-for-profit entities — any excess revenue over expenses is returned to the community in the form of new medical technology, expanded hospital services, maintenance and expansion of physical infrastructure and the enhanced ability to hire and maintain skilled workforce.

ANNUAL TAXES

Cooper University Hospital pays \$8,863,900 annually in taxes including:

- 0.53 Percent Assessment: \$8,138,700
- Adjusted Admissions Assessment: \$513,800
- Newborn Screening Fees: \$211,400
- Other assessments such as New Jersey Poison Information & Education System (NJPIES) and Maternal and Child Health Consortium Assessment
- In addition, hospitals support their local municipalities through voluntary, negotiated payments and in-kind contributions.

SFY 2022 CHARITY CARE SUBSIDY SHORTFALL



Cooperman Barnabas Medical Center

ANNUAL CONTRIBUTIONS TO THE LOCAL AND STATE ECONOMY

Total Expenditures: \$928,909,000

▪ **2,963 full-time equivalent jobs, including:**

Nursing:	979
Therapy:	146
Radiology:	136
Pharmacy:	76
Pathology and Laboratory:	132
Dietary/Housekeeping/Maintenance:	0
Total Employee Payroll:	\$290,896,000
Estimated State Income Taxes Paid by Employees:	\$16,072,000

▪ **Purchased Services of \$197,745,000, including:**

Contracted Labor: \$82,325,000
Pharmaceutical Drugs: \$104,224,000
Dietary/Laundry/Housekeeping Supplies: \$3,115,000
Building Supplies: \$0
Utilities: \$8,081,000 including:
\$4,982,000 in Electric
\$882,000 in Oil & Gas
\$2,217,000 in Water/Sewage/Disposal

ANNUAL CONTRIBUTIONS AS A HEALTHCARE SAFETY NET

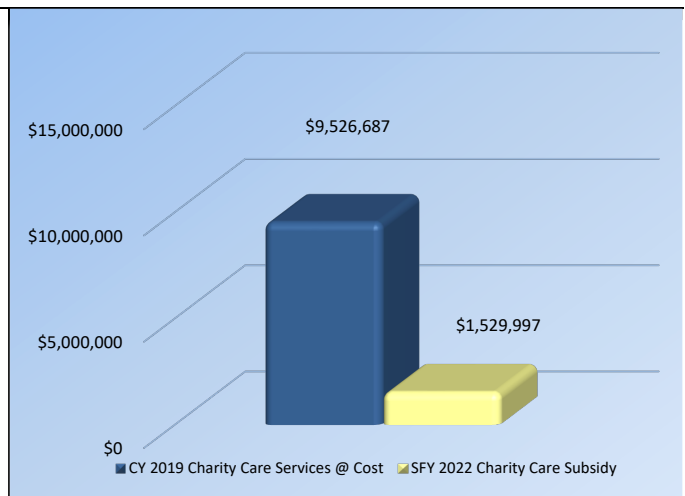
- Hospitals also give back to the community by serving as the primary source of medical services for the state's 692,000 uninsured, thus serving as the healthcare safety net for the most needy.
- In 2020, uninsured patients presented at Cooperman Barnabas Medical Center on 27,925 occasions.
- New Jersey's general hospitals are predominantly not-for-profit entities — any excess revenue over expenses is returned to the community in the form of new medical technology, expanded hospital services, maintenance and expansion of physical infrastructure and the enhanced ability to hire and maintain skilled workforce.

ANNUAL TAXES

Cooperman Barnabas Medical Center pays \$6,586,700 annually in taxes including:

- 0.53 Percent Assessment: \$5,122,800
- Adjusted Admissions Assessment: \$499,700
- Newborn Screening Fees: \$964,200
- Other assessments such as New Jersey Poison Information & Education System (NJPIES) and Maternal and Child Health Consortium Assessment
- In addition, hospitals support their local municipalities through voluntary, negotiated payments and in-kind contributions.

SFY 2022 CHARITY CARE SUBSIDY SHORTFALL



Deborah Heart and Lung Center

ANNUAL CONTRIBUTIONS TO THE LOCAL AND STATE ECONOMY

Total Expenditures: \$201,967,000

▪ **944 full-time equivalent jobs, including:**

Nursing:	187
Therapy:	35
Radiology:	40
Pharmacy:	20
Pathology and Laboratory:	36
Dietary/Housekeeping/Maintenance:	103
Total Employee Payroll:	\$86,497,000
Estimated State Income Taxes Paid by Employees:	\$4,779,000

▪ **Purchased Services of \$11,940,000, including:**

Contracted Labor: \$3,599,000
Pharmaceutical Drugs: \$5,296,000
Dietary/Laundry/Housekeeping Supplies: \$1,009,000
Building Supplies: \$254,000
Utilities: \$1,782,000 including:
\$1,180,000 in Electric
\$248,000 in Oil & Gas
\$354,000 in Water/Sewage/Disposal

ANNUAL CONTRIBUTIONS AS A HEALTHCARE SAFETY NET

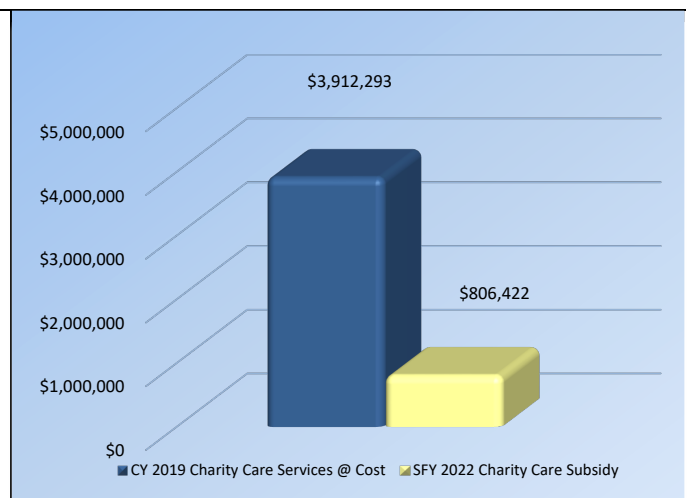
- Hospitals also give back to the community by serving as the primary source of medical services for the state's 692,000 uninsured, thus serving as the healthcare safety net for the most needy.
- In 2020, uninsured patients presented at Deborah Heart and Lung Center on 3,936 occasions.
- New Jersey's general hospitals are predominantly not-for-profit entities — any excess revenue over expenses is returned to the community in the form of new medical technology, expanded hospital services, maintenance and expansion of physical infrastructure and the enhanced ability to hire and maintain skilled workforce.

ANNUAL TAXES

Deborah Heart and Lung Center pays \$1,166,200 annually in taxes including:

- 0.53 Percent Assessment: \$1,096,800
- Adjusted Admissions Assessment: \$69,500
- Newborn Screening Fees: \$0
- Other assessments such as New Jersey Poison Information & Education System (NJPIES) and Maternal and Child Health Consortium Assessment
- In addition, hospitals support their local municipalities through voluntary, negotiated payments and in-kind contributions.

SFY 2022 CHARITY CARE SUBSIDY SHORTFALL



Englewood Hospital

ANNUAL CONTRIBUTIONS TO THE LOCAL AND STATE ECONOMY

Total Expenditures: \$803,299,000

▪ **2,275 full-time equivalent jobs, including:**

Nursing:	591
Therapy:	66
Radiology:	200
Pharmacy:	46
Pathology and Laboratory:	114
Dietary/Housekeeping/Maintenance:	134
Total Employee Payroll:	\$179,446,000
Estimated State Income Taxes Paid by Employees:	\$9,914,400

▪ **Purchased Services of \$125,797,000, including:**

Contracted Labor: \$60,177,000
Pharmaceutical Drugs: \$55,839,000
Dietary/Laundry/Housekeeping Supplies: \$3,542,000
Building Supplies: \$443,000
Utilities: \$5,796,000 including:
\$3,688,000 in Electric
\$872,000 in Oil & Gas
\$1,236,000 in Water/Sewage/Disposal

ANNUAL CONTRIBUTIONS AS A HEALTHCARE SAFETY NET

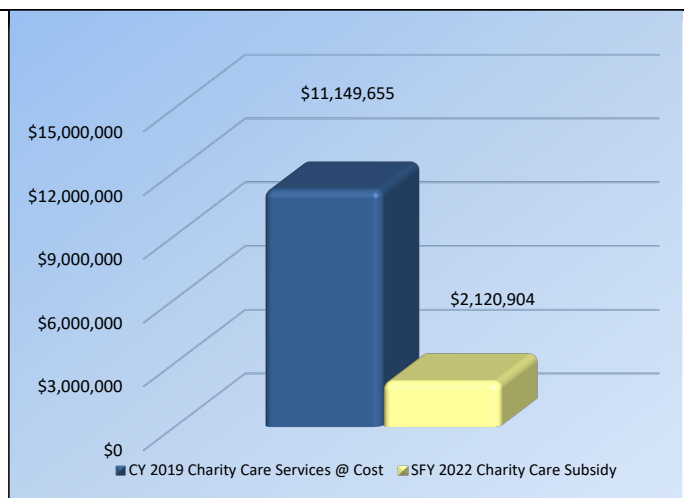
- Hospitals also give back to the community by serving as the primary source of medical services for the state's 692,000 uninsured, thus serving as the healthcare safety net for the most needy.
- In 2020, uninsured patients presented at Englewood Hospital on 67,305 occasions.
- New Jersey's general hospitals are predominantly not-for-profit entities — any excess revenue over expenses is returned to the community in the form of new medical technology, expanded hospital services, maintenance and expansion of physical infrastructure and the enhanced ability to hire and maintain skilled workforce.

ANNUAL TAXES

Englewood Hospital pays \$5,473,200 annually in taxes including:

- 0.53 Percent Assessment: \$4,452,200
- Adjusted Admissions Assessment: \$624,000
- Newborn Screening Fees: \$397,100
- Other assessments such as New Jersey Poison Information & Education System (NJPIES) and Maternal and Child Health Consortium Assessment
- In addition, hospitals support their local municipalities through voluntary, negotiated payments and in-kind contributions.

SFY 2022 CHARITY CARE SUBSIDY SHORTFALL



Hackensack Meridian Health Bayshore Medical Center

ANNUAL CONTRIBUTIONS TO THE LOCAL AND STATE ECONOMY

Total Expenditures: \$175,530,000

▪ **934 full-time equivalent jobs, including:**

Nursing:	331
Therapy:	39
Radiology:	61
Pharmacy:	23
Pathology and Laboratory:	26
Dietary/Housekeeping/Maintenance:	79
Total Employee Payroll:	\$69,817,000
Estimated State Income Taxes Paid by Employees:	\$3,857,400

▪ **Purchased Services of \$26,013,000, including:**

Contracted Labor: \$15,551,000
Pharmaceutical Drugs: \$5,591,000
Dietary/Laundry/Housekeeping Supplies: \$566,000
Building Supplies: \$3,044,000
Utilities: \$1,261,000 including:
\$820,000 in Electric
\$175,000 in Oil & Gas
\$266,000 in Water/Sewage/Disposal

ANNUAL CONTRIBUTIONS AS A HEALTHCARE SAFETY NET

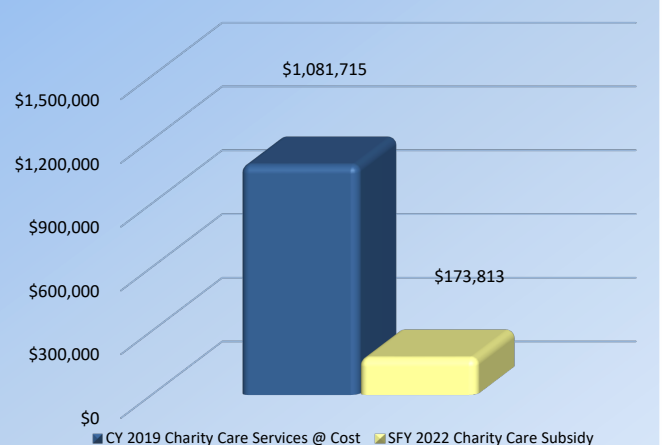
- Hospitals also give back to the community by serving as the primary source of medical services for the state's 692,000 uninsured, thus serving as the healthcare safety net for the most needy.
- In 2020, uninsured patients presented at Hackensack Meridian Health Bayshore Medical Center on 2,039 occasions.
- New Jersey's general hospitals are predominantly not-for-profit entities — any excess revenue over expenses is returned to the community in the form of new medical technology, expanded hospital services, maintenance and expansion of physical infrastructure and the enhanced ability to hire and maintain skilled workforce.

ANNUAL TAXES

Hackensack Meridian Health Bayshore Medical Center pays \$1,016,300 annually in taxes including:

- 0.53 Percent Assessment: \$908,300
- Adjusted Admissions Assessment: \$108,000
- Newborn Screening Fees: \$0
- Other assessments such as New Jersey Poison Information & Education System (NJPIES) and Maternal and Child Health Consortium Assessment
- In addition, hospitals support their local municipalities through voluntary, negotiated payments and in-kind contributions.

SFY 2022 CHARITY CARE SUBSIDY SHORTFALL



Hackensack Meridian Health Hackensack University Medical Center

ANNUAL CONTRIBUTIONS TO THE LOCAL AND STATE ECONOMY

Total Expenditures: \$1,937,648,000

▪ **6,232 full-time equivalent jobs, including:**

Nursing:	1,808
Therapy:	235
Radiology:	601
Pharmacy:	182
Pathology and Laboratory:	230
Dietary/Housekeeping/Maintenance:	470
Total Employee Payroll:	\$660,788,000
Estimated State Income Taxes Paid by Employees:	\$36,508,500

▪ **Purchased Services of \$301,063,000, including:**

Contracted Labor: \$25,960,000
Pharmaceutical Drugs: \$259,211,000
Dietary/Laundry/Housekeeping Supplies: \$4,390,000
Building Supplies: \$909,000
Utilities: \$10,593,000 including:
\$6,778,000 in Electric
\$2,926,000 in Oil & Gas
\$889,000 in Water/Sewage/Disposal

ANNUAL CONTRIBUTIONS AS A HEALTHCARE SAFETY NET

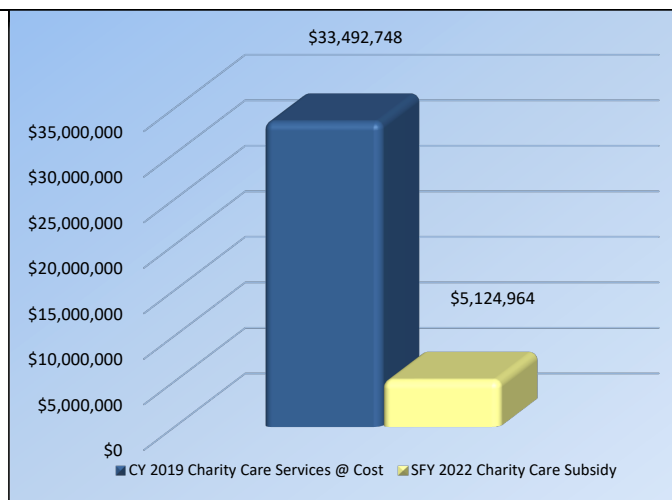
- Hospitals also give back to the community by serving as the primary source of medical services for the state's 692,000 uninsured, thus serving as the healthcare safety net for the most needy.
- In 2020, uninsured patients presented at Hackensack Meridian Health Hackensack University Medical Center on 24,267 occasions.
- New Jersey's general hospitals are predominantly not-for-profit entities — any excess revenue over expenses is returned to the community in the form of new medical technology, expanded hospital services, maintenance and expansion of physical infrastructure and the enhanced ability to hire and maintain skilled workforce.

ANNUAL TAXES

Hackensack Meridian Health Hackensack University Medical Center pays \$11,442,600 annually in taxes including:

- 0.53 Percent Assessment: \$9,977,500
- Adjusted Admissions Assessment: \$776,200
- Newborn Screening Fees: \$689,000
- Other assessments such as New Jersey Poison Information & Education System (NJPIES) and Maternal and Child Health Consortium Assessment
- In addition, hospitals support their local municipalities through voluntary, negotiated payments and in-kind contributions.

SFY 2022 CHARITY CARE SUBSIDY SHORTFALL



Hackensack Meridian Health Jersey Shore University Medical Center

ANNUAL CONTRIBUTIONS TO THE LOCAL AND STATE ECONOMY

Total Expenditures: \$994,926,000

▪ **4,051 full-time equivalent jobs, including:**

Nursing:	1,373
Therapy:	111
Radiology:	207
Pharmacy:	95
Pathology and Laboratory:	144
Dietary/Housekeeping/Maintenance:	314
Total Employee Payroll:	\$343,956,000
Estimated State Income Taxes Paid by Employees:	\$19,003,600

▪ **Purchased Services of \$127,423,000, including:**

Contracted Labor: \$51,919,000
Pharmaceutical Drugs: \$59,918,000
Dietary/Laundry/Housekeeping Supplies: \$7,877,000
Building Supplies: \$1,407,000
Utilities: \$6,302,000 including:
\$3,102,000 in Electric
\$2,627,000 in Oil & Gas
\$573,000 in Water/Sewage/Disposal

ANNUAL CONTRIBUTIONS AS A HEALTHCARE SAFETY NET

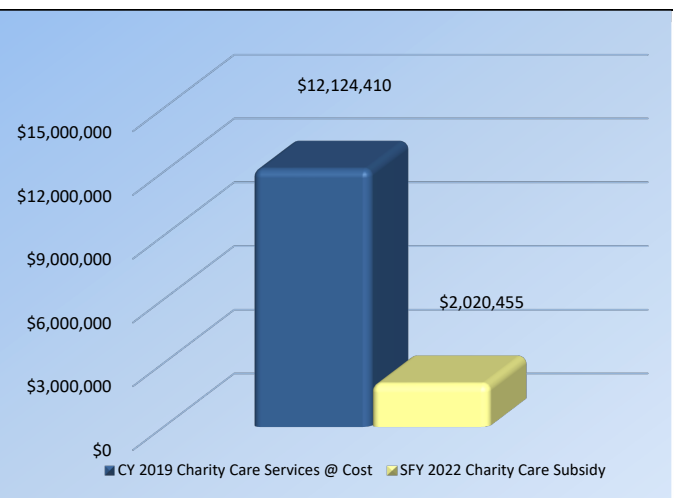
- Hospitals also give back to the community by serving as the primary source of medical services for the state's 692,000 uninsured, thus serving as the healthcare safety net for the most needy.
- In 2020, uninsured patients presented at Hackensack Meridian Health Jersey Shore University Medical Center on 11,983 occasions.
- New Jersey's general hospitals are predominantly not-for-profit entities — any excess revenue over expenses is returned to the community in the form of new medical technology, expanded hospital services, maintenance and expansion of physical infrastructure and the enhanced ability to hire and maintain skilled workforce.

ANNUAL TAXES

Hackensack Meridian Health Jersey Shore University Medical Center pays \$5,437,000 annually in taxes including:

- 0.53 Percent Assessment: \$4,976,700
- Adjusted Admissions Assessment: \$414,600
- Newborn Screening Fees: \$45,800
- Other assessments such as New Jersey Poison Information & Education System (NJPIES) and Maternal and Child Health Consortium Assessment
- In addition, hospitals support their local municipalities through voluntary, negotiated payments and in-kind contributions.

SFY 2022 CHARITY CARE SUBSIDY SHORTFALL



Hackensack Meridian Health JFK University Medical Center

ANNUAL CONTRIBUTIONS TO THE LOCAL AND STATE ECONOMY

Total Expenditures: \$751,790,000

▪ **3,761 full-time equivalent jobs, including:**

Nursing:	661
Therapy:	267
Radiology:	140
Pharmacy:	60
Pathology and Laboratory:	140
Dietary/Housekeeping/Maintenance:	238
Total Employee Payroll:	\$307,051,000
Estimated State Income Taxes Paid by Employees:	\$16,964,600

▪ **Purchased Services of \$91,818,000, including:**

Contracted Labor: \$44,491,000
Pharmaceutical Drugs: \$37,060,000
Dietary/Laundry/Housekeeping Supplies: \$5,630,000
Building Supplies: \$194,000
Utilities: \$4,443,000 including:
\$2,820,000 in Electric
\$701,000 in Oil & Gas
\$1,047,000 in Water/Sewage/Disposal

ANNUAL CONTRIBUTIONS AS A HEALTHCARE SAFETY NET

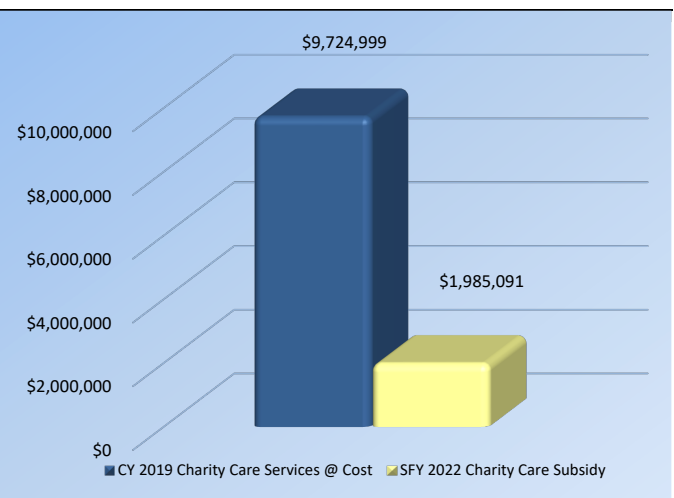
- Hospitals also give back to the community by serving as the primary source of medical services for the state's 692,000 uninsured, thus serving as the healthcare safety net for the most needy.
- In 2020, uninsured patients presented at Hackensack Meridian Health JFK University Medical Center on 36,552 occasions.
- New Jersey's general hospitals are predominantly not-for-profit entities — any excess revenue over expenses is returned to the community in the form of new medical technology, expanded hospital services, maintenance and expansion of physical infrastructure and the enhanced ability to hire and maintain skilled workforce.

ANNUAL TAXES

Hackensack Meridian Health JFK University Medical Center pays \$4,040,000 annually in taxes including:

- 0.53 Percent Assessment: \$3,454,300
- Adjusted Admissions Assessment: \$308,000
- Newborn Screening Fees: \$277,800
- Other assessments such as New Jersey Poison Information & Education System (NJPIES) and Maternal and Child Health Consortium Assessment
- In addition, hospitals support their local municipalities through voluntary, negotiated payments and in-kind contributions.

SFY 2022 CHARITY CARE SUBSIDY SHORTFALL



Hackensack Meridian Health Mountainside Medical Center

ANNUAL CONTRIBUTIONS TO THE LOCAL AND STATE ECONOMY

Total Expenditures: \$205,114,000

▪ **1,091 full-time equivalent jobs, including:**

Nursing:	275
Therapy:	35
Radiology:	48
Pharmacy:	24
Pathology and Laboratory:	49
Dietary/Housekeeping/Maintenance:	147
Total Employee Payroll:	\$87,429,000
Estimated State Income Taxes Paid by Employees:	\$4,830,500

▪ **Purchased Services of \$42,288,000, including:**

Contracted Labor: \$28,664,000
Pharmaceutical Drugs: \$10,055,000
Dietary/Laundry/Housekeeping Supplies: \$281,000
Building Supplies: \$449,000
Utilities: \$2,839,000 including:
\$2,195,000 in Electric
\$428,000 in Oil & Gas
\$216,000 in Water/Sewage/Disposal

ANNUAL CONTRIBUTIONS AS A HEALTHCARE SAFETY NET

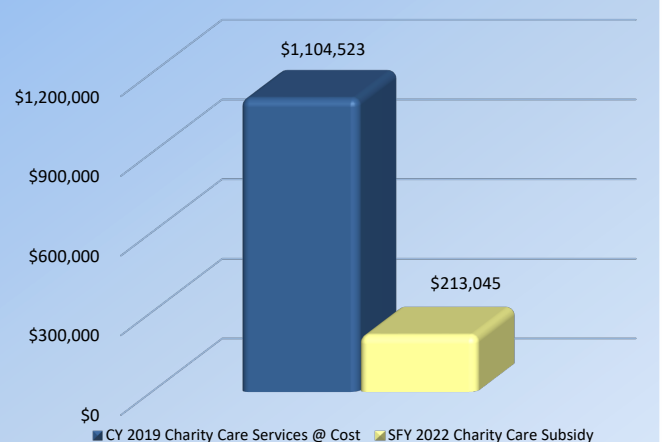
- Hospitals also give back to the community by serving as the primary source of medical services for the state's 692,000 uninsured, thus serving as the healthcare safety net for the most needy.
- In 2020, uninsured patients presented at Hackensack Meridian Health Mountainside Medical Center on 5,238 occasions.
- New Jersey's general hospitals are predominantly not-for-profit entities — any excess revenue over expenses is returned to the community in the form of new medical technology, expanded hospital services, maintenance and expansion of physical infrastructure and the enhanced ability to hire and maintain skilled workforce.

ANNUAL TAXES

Hackensack Meridian Health Mountainside Medical Center pays \$1,548,600 annually in taxes including:

- 0.53 Percent Assessment: \$1,277,700
- Adjusted Admissions Assessment: \$172,800
- Newborn Screening Fees: \$98,100
- Other assessments such as New Jersey Poison Information & Education System (NJPIES) and Maternal and Child Health Consortium Assessment
- In addition, hospitals support their local municipalities through voluntary, negotiated payments and in-kind contributions.

SFY 2022 CHARITY CARE SUBSIDY SHORTFALL



Hackensack Meridian Health Ocean University Medical Center

ANNUAL CONTRIBUTIONS TO THE LOCAL AND STATE ECONOMY

Total Expenditures: \$419,975,000

▪ **1,956 full-time equivalent jobs, including:**

Nursing:	574
Therapy:	124
Radiology:	136
Pharmacy:	64
Pathology and Laboratory:	48
Dietary/Housekeeping/Maintenance:	143
Total Employee Payroll:	\$161,704,000
Estimated State Income Taxes Paid by Employees:	\$8,934,100

▪ **Purchased Services of \$75,442,000, including:**

Contracted Labor: \$29,776,000
Pharmaceutical Drugs: \$38,672,000
Dietary/Laundry/Housekeeping Supplies: \$3,056,000
Building Supplies: \$669,000
Utilities: \$3,269,000 including:
\$2,208,000 in Electric
\$494,000 in Oil & Gas
\$567,000 in Water/Sewage/Disposal

ANNUAL CONTRIBUTIONS AS A HEALTHCARE SAFETY NET

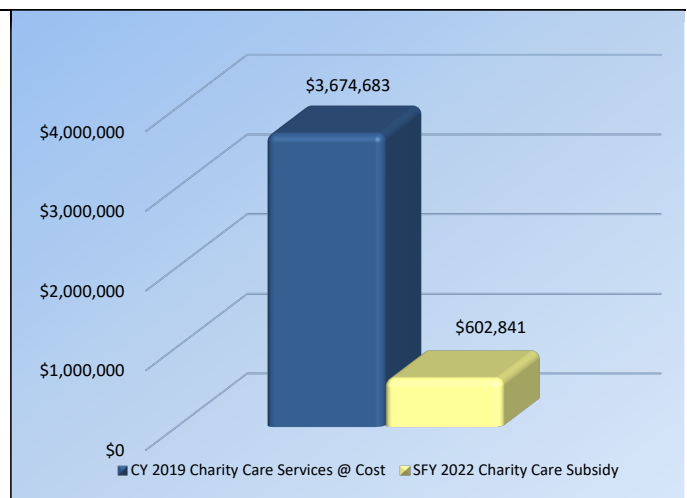
- Hospitals also give back to the community by serving as the primary source of medical services for the state's 692,000 uninsured, thus serving as the healthcare safety net for the most needy.
- In 2020, uninsured patients presented at Hackensack Meridian Health Ocean University Medical Center on 6,406 occasions.
- New Jersey's general hospitals are predominantly not-for-profit entities — any excess revenue over expenses is returned to the community in the form of new medical technology, expanded hospital services, maintenance and expansion of physical infrastructure and the enhanced ability to hire and maintain skilled workforce.

ANNUAL TAXES

Hackensack Meridian Health Ocean University Medical Center pays \$2,463,200 annually in taxes including:

- 0.53 Percent Assessment: \$2,210,000
- Adjusted Admissions Assessment: \$232,600
- Newborn Screening Fees: \$20,600
- Other assessments such as New Jersey Poison Information & Education System (NJPIES) and Maternal and Child Health Consortium Assessment
- In addition, hospitals support their local municipalities through voluntary, negotiated payments and in-kind contributions.

SFY 2022 CHARITY CARE SUBSIDY SHORTFALL



Hackensack Meridian Health Old Bridge Medical Center

ANNUAL CONTRIBUTIONS TO THE LOCAL AND STATE ECONOMY

Total Expenditures: \$108,943,000

▪ **495 full-time equivalent jobs, including:**

Nursing:	160
Therapy:	20
Radiology:	39
Pharmacy:	15
Pathology and Laboratory:	17
Dietary/Housekeeping/Maintenance:	50
Total Employee Payroll:	\$43,675,000
Estimated State Income Taxes Paid by Employees:	\$2,413,000

▪ **Purchased Services of \$12,676,000, including:**

Contracted Labor: \$7,181,000
Pharmaceutical Drugs: \$3,787,000
Dietary/Laundry/Housekeeping Supplies: \$362,000
Building Supplies: \$70,000
Utilities: \$1,276,000 including:
\$906,000 in Electric
\$239,000 in Oil & Gas
\$131,000 in Water/Sewage/Disposal

ANNUAL CONTRIBUTIONS AS A HEALTHCARE SAFETY NET

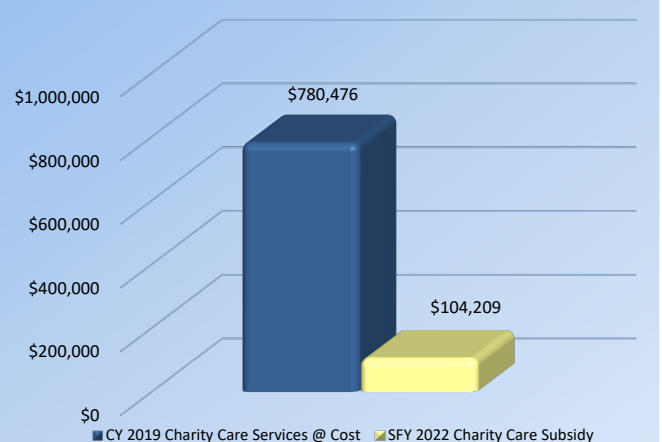
- Hospitals also give back to the community by serving as the primary source of medical services for the state's 692,000 uninsured, thus serving as the healthcare safety net for the most needy.
- In 2020, uninsured patients presented at Hackensack Meridian Health Old Bridge Medical Center on 1,794 occasions.
- New Jersey's general hospitals are predominantly not-for-profit entities — any excess revenue over expenses is returned to the community in the form of new medical technology, expanded hospital services, maintenance and expansion of physical infrastructure and the enhanced ability to hire and maintain skilled workforce.

ANNUAL TAXES

Hackensack Meridian Health Old Bridge Medical Center pays \$666,500 annually in taxes including:

- 0.53 Percent Assessment: \$598,000
- Adjusted Admissions Assessment: \$68,500
- Newborn Screening Fees: \$0
- Other assessments such as New Jersey Poison Information & Education System (NJPIES) and Maternal and Child Health Consortium Assessment
- In addition, hospitals support their local municipalities through voluntary, negotiated payments and in-kind contributions.

SFY 2022 CHARITY CARE SUBSIDY SHORTFALL



Hackensack Meridian Health Palisades Medical Center

ANNUAL CONTRIBUTIONS TO THE LOCAL AND STATE ECONOMY

Total Expenditures: \$206,630,000

▪ **1,008 full-time equivalent jobs, including:**

Nursing:	257
Therapy:	50
Radiology:	49
Pharmacy:	27
Pathology and Laboratory:	43
Dietary/Housekeeping/Maintenance:	132
Total Employee Payroll:	\$83,192,000
Estimated State Income Taxes Paid by Employees:	\$4,596,400

▪ **Purchased Services of \$16,115,000, including:**

Contracted Labor: \$7,931,000
Pharmaceutical Drugs: \$6,000,000
Dietary/Laundry/Housekeeping Supplies: \$250,000
Building Supplies: \$304,000
Utilities: \$1,630,000 including:
\$813,000 in Electric
\$503,000 in Oil & Gas
\$314,000 in Water/Sewage/Disposal

ANNUAL CONTRIBUTIONS AS A HEALTHCARE SAFETY NET

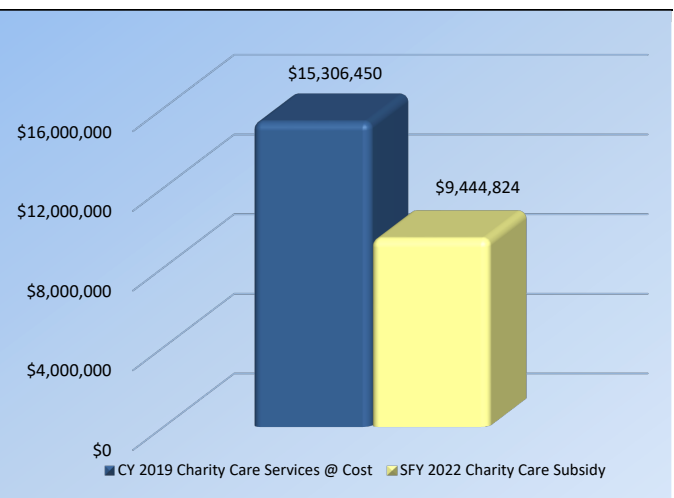
- Hospitals also give back to the community by serving as the primary source of medical services for the state's 692,000 uninsured, thus serving as the healthcare safety net for the most needy.
- In 2020, uninsured patients presented at Hackensack Meridian Health Palisades Medical Center on 14,239 occasions.
- New Jersey's general hospitals are predominantly not-for-profit entities — any excess revenue over expenses is returned to the community in the form of new medical technology, expanded hospital services, maintenance and expansion of physical infrastructure and the enhanced ability to hire and maintain skilled workforce.

ANNUAL TAXES

Hackensack Meridian Health Palisades Medical Center pays \$1,290,600 annually in taxes including:

- 0.53 Percent Assessment: \$1,018,800
- Adjusted Admissions Assessment: \$117,900
- Newborn Screening Fees: \$153,900
- Other assessments such as New Jersey Poison Information & Education System (NJPIES) and Maternal and Child Health Consortium Assessment
- In addition, hospitals support their local municipalities through voluntary, negotiated payments and in-kind contributions.

SFY 2022 CHARITY CARE SUBSIDY SHORTFALL



Hackensack Meridian Health Pascack Valley Medical Center

ANNUAL CONTRIBUTIONS TO THE LOCAL AND STATE ECONOMY

Total Expenditures: \$104,217,000

▪ **405 full-time equivalent jobs, including:**

Nursing:	116
Therapy:	21
Radiology:	35
Pharmacy:	14
Pathology and Laboratory:	24
Dietary/Housekeeping/Maintenance:	15
Total Employee Payroll:	\$37,437,000
Estimated State Income Taxes Paid by Employees:	\$2,068,400

▪ **Purchased Services of \$34,494,000, including:**

Contracted Labor: \$27,199,000
Pharmaceutical Drugs: \$4,657,000
Dietary/Laundry/Housekeeping Supplies: \$363,000
Building Supplies: \$16,000
Utilities: \$2,259,000 including:
\$1,647,000 in Electric
\$352,000 in Oil & Gas
\$260,000 in Water/Sewage/Disposal

ANNUAL CONTRIBUTIONS AS A HEALTHCARE SAFETY NET

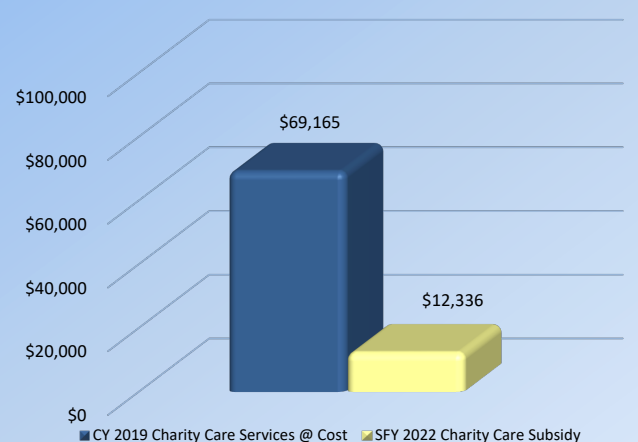
- Hospitals also give back to the community by serving as the primary source of medical services for the state's 692,000 uninsured, thus serving as the healthcare safety net for the most needy.
- In 2020, uninsured patients presented at Hackensack Meridian Health Pascack Valley Medical Center on 1,047 occasions.
- New Jersey's general hospitals are predominantly not-for-profit entities — any excess revenue over expenses is returned to the community in the form of new medical technology, expanded hospital services, maintenance and expansion of physical infrastructure and the enhanced ability to hire and maintain skilled workforce.

ANNUAL TAXES

Hackensack Meridian Health Pascack Valley Medical Center pays \$927,900 annually in taxes including:

- 0.53 Percent Assessment: \$640,300
- Adjusted Admissions Assessment: \$88,300
- Newborn Screening Fees: \$199,400
- Other assessments such as New Jersey Poison Information & Education System (NJPIES) and Maternal and Child Health Consortium Assessment
- In addition, hospitals support their local municipalities through voluntary, negotiated payments and in-kind contributions.

SFY 2022 CHARITY CARE SUBSIDY SHORTFALL



Hackensack Meridian Health Raritan Bay Medical Center

ANNUAL CONTRIBUTIONS TO THE LOCAL AND STATE ECONOMY

Total Expenditures: \$184,118,000

▪ **1,042 full-time equivalent jobs, including:**

Nursing:	307
Therapy:	29
Radiology:	42
Pharmacy:	18
Pathology and Laboratory:	52
Dietary/Housekeeping/Maintenance:	102
Total Employee Payroll:	\$75,333,000
Estimated State Income Taxes Paid by Employees:	\$4,162,100

▪ **Purchased Services of \$21,011,000, including:**

Contracted Labor: \$12,743,000
Pharmaceutical Drugs: \$3,581,000
Dietary/Laundry/Housekeeping Supplies: \$1,781,000
Building Supplies: \$586,000
Utilities: \$2,320,000 including:
\$1,492,000 in Electric
\$328,000 in Oil & Gas
\$500,000 in Water/Sewage/Disposal

ANNUAL CONTRIBUTIONS AS A HEALTHCARE SAFETY NET

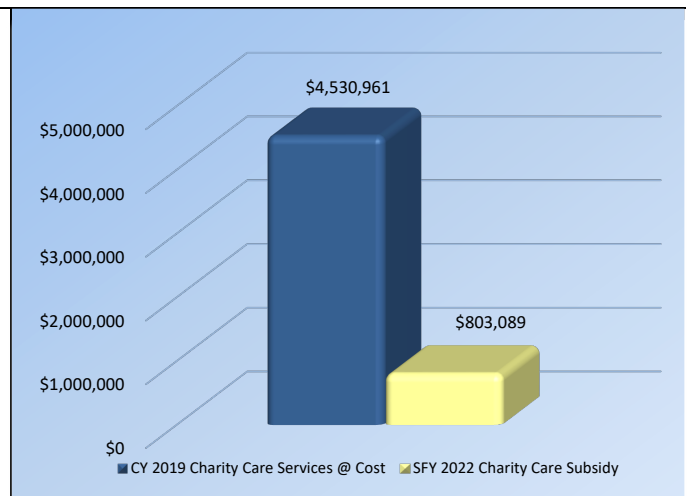
- Hospitals also give back to the community by serving as the primary source of medical services for the state's 692,000 uninsured, thus serving as the healthcare safety net for the most needy.
- In 2020, uninsured patients presented at Hackensack Meridian Health Raritan Bay Medical Center on 8,375 occasions.
- New Jersey's general hospitals are predominantly not-for-profit entities — any excess revenue over expenses is returned to the community in the form of new medical technology, expanded hospital services, maintenance and expansion of physical infrastructure and the enhanced ability to hire and maintain skilled workforce.

ANNUAL TAXES

Hackensack Meridian Health Raritan Bay Medical Center pays \$1,062,300 annually in taxes including:

- 0.53 Percent Assessment: \$791,300
- Adjusted Admissions Assessment: \$126,600
- Newborn Screening Fees: \$144,500
- Other assessments such as New Jersey Poison Information & Education System (NJPIES) and Maternal and Child Health Consortium Assessment
- In addition, hospitals support their local municipalities through voluntary, negotiated payments and in-kind contributions.

SFY 2022 CHARITY CARE SUBSIDY SHORTFALL



Hackensack Meridian Health Riverview Medical Center

ANNUAL CONTRIBUTIONS TO THE LOCAL AND STATE ECONOMY

Total Expenditures: \$324,335,000

▪ **1,476 full-time equivalent jobs, including:**

Nursing:	415
Therapy:	54
Radiology:	89
Pharmacy:	39
Pathology and Laboratory:	41
Dietary/Housekeeping/Maintenance:	104
Total Employee Payroll:	\$123,191,000
Estimated State Income Taxes Paid by Employees:	\$6,806,300

▪ **Purchased Services of \$43,843,000, including:**

Contracted Labor: \$21,277,000
Pharmaceutical Drugs: \$14,898,000
Dietary/Laundry/Housekeeping Supplies: \$602,000
Building Supplies: \$4,834,000
Utilities: \$2,232,000 including:
\$1,484,000 in Electric
\$447,000 in Oil & Gas
\$301,000 in Water/Sewage/Disposal

ANNUAL CONTRIBUTIONS AS A HEALTHCARE SAFETY NET

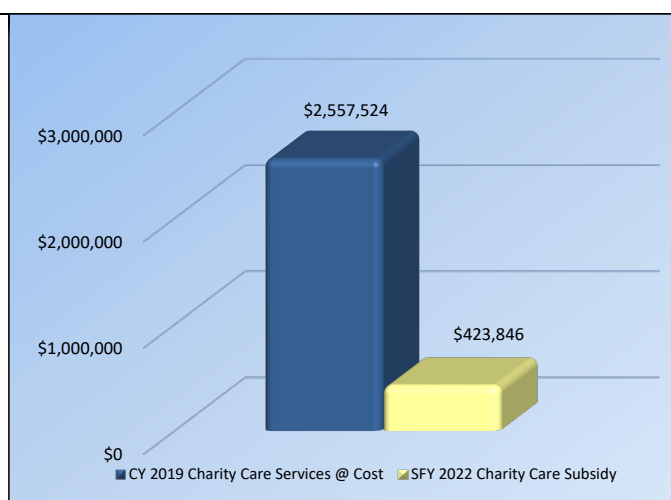
- Hospitals also give back to the community by serving as the primary source of medical services for the state's 692,000 uninsured, thus serving as the healthcare safety net for the most needy.
- In 2020, uninsured patients presented at Hackensack Meridian Health Riverview Medical Center on 4,800 occasions.
- New Jersey's general hospitals are predominantly not-for-profit entities — any excess revenue over expenses is returned to the community in the form of new medical technology, expanded hospital services, maintenance and expansion of physical infrastructure and the enhanced ability to hire and maintain skilled workforce.

ANNUAL TAXES

Hackensack Meridian Health Riverview Medical Center pays \$2,307,700 annually in taxes including:

- 0.53 Percent Assessment: \$1,694,000
- Adjusted Admissions Assessment: \$204,000
- Newborn Screening Fees: \$409,700
- Other assessments such as New Jersey Poison Information & Education System (NJPIES) and Maternal and Child Health Consortium Assessment
- In addition, hospitals support their local municipalities through voluntary, negotiated payments and in-kind contributions.

SFY 2022 CHARITY CARE SUBSIDY SHORTFALL



Hackensack Meridian Health Southern Ocean Medical Center

ANNUAL CONTRIBUTIONS TO THE LOCAL AND STATE ECONOMY

Total Expenditures: \$206,513,000

▪ **943 full-time equivalent jobs, including:**

Nursing:	265
Therapy:	38
Radiology:	66
Pharmacy:	28
Pathology and Laboratory:	26
Dietary/Housekeeping/Maintenance:	71
Total Employee Payroll:	\$74,254,000
Estimated State Income Taxes Paid by Employees:	\$4,102,500

▪ **Purchased Services of \$43,832,000, including:**

Contracted Labor: \$10,079,000
Pharmaceutical Drugs: \$28,461,000
Dietary/Laundry/Housekeeping Supplies: \$2,247,000
Building Supplies: \$292,000
Utilities: \$2,753,000 including:
\$1,432,000 in Electric
\$873,000 in Oil & Gas
\$448,000 in Water/Sewage/Disposal

ANNUAL CONTRIBUTIONS AS A HEALTHCARE SAFETY NET

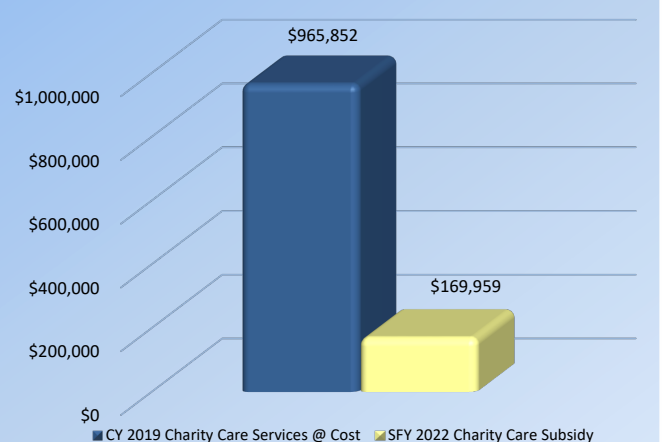
- Hospitals also give back to the community by serving as the primary source of medical services for the state's 692,000 uninsured, thus serving as the healthcare safety net for the most needy.
- In 2020, uninsured patients presented at Hackensack Meridian Health Southern Ocean Medical Center on 2,890 occasions.
- New Jersey's general hospitals are predominantly not-for-profit entities — any excess revenue over expenses is returned to the community in the form of new medical technology, expanded hospital services, maintenance and expansion of physical infrastructure and the enhanced ability to hire and maintain skilled workforce.

ANNUAL TAXES

Hackensack Meridian Health Southern Ocean Medical Center pays \$1,211,800 annually in taxes including:

- 0.53 Percent Assessment: \$1,074,200
- Adjusted Admissions Assessment: \$137,300
- Newborn Screening Fees: \$300
- Other assessments such as New Jersey Poison Information & Education System (NJPIES) and Maternal and Child Health Consortium Assessment
- In addition, hospitals support their local municipalities through voluntary, negotiated payments and in-kind contributions.

SFY 2022 CHARITY CARE SUBSIDY SHORTFALL



Hackettstown Medical Center

ANNUAL CONTRIBUTIONS TO THE LOCAL AND STATE ECONOMY

Total Expenditures: \$101,365,000

▪ **536 full-time equivalent jobs, including:**

Nursing:	136
Therapy:	30
Radiology:	41
Pharmacy:	18
Pathology and Laboratory:	22
Dietary/Housekeeping/Maintenance:	64
Total Employee Payroll:	\$41,444,000
Estimated State Income Taxes Paid by Employees:	\$2,289,800

▪ **Purchased Services of \$15,051,000, including:**

Contracted Labor: \$1,243,000
Pharmaceutical Drugs: \$11,671,000
Dietary/Laundry/Housekeeping Supplies: \$710,000
Building Supplies: \$116,000
Utilities: \$1,311,000 including:
\$814,000 in Electric
\$197,000 in Oil & Gas
\$300,000 in Water/Sewage/Disposal

ANNUAL CONTRIBUTIONS AS A HEALTHCARE SAFETY NET

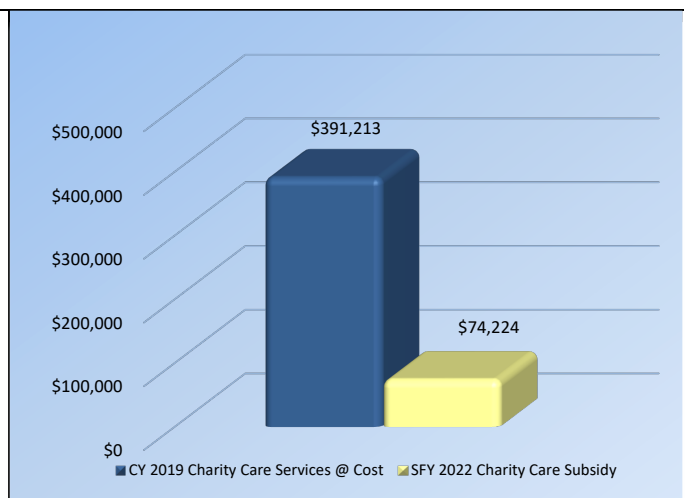
- Hospitals also give back to the community by serving as the primary source of medical services for the state's 692,000 uninsured, thus serving as the healthcare safety net for the most needy.
- In 2020, uninsured patients presented at Hackettstown Medical Center on 1,742 occasions.
- New Jersey's general hospitals are predominantly not-for-profit entities — any excess revenue over expenses is returned to the community in the form of new medical technology, expanded hospital services, maintenance and expansion of physical infrastructure and the enhanced ability to hire and maintain skilled workforce.

ANNUAL TAXES

Hackettstown Medical Center pays \$603,300 annually in taxes including:

- 0.53 Percent Assessment: \$541,600
- Adjusted Admissions Assessment: \$61,700
- Newborn Screening Fees: \$0
- Other assessments such as New Jersey Poison Information & Education System (NJPIES) and Maternal and Child Health Consortium Assessment
- In addition, hospitals support their local municipalities through voluntary, negotiated payments and in-kind contributions.

SFY 2022 CHARITY CARE SUBSIDY SHORTFALL



Holy Name Medical Center

ANNUAL CONTRIBUTIONS TO THE LOCAL AND STATE ECONOMY

Total Expenditures: \$408,733,000

▪ **2,146 full-time equivalent jobs, including:**

Nursing:	568
Therapy:	101
Radiology:	207
Pharmacy:	51
Pathology and Laboratory:	102
Dietary/Housekeeping/Maintenance:	195
Total Employee Payroll:	\$173,846,000
Estimated State Income Taxes Paid by Employees:	\$9,605,000

▪ **Purchased Services of \$76,601,000, including:**

Contracted Labor: \$8,173,000
Pharmaceutical Drugs: \$61,214,000
Dietary/Laundry/Housekeeping Supplies: \$3,792,000
Building Supplies: \$296,000
Utilities: \$3,126,000 including:
\$1,923,000 in Electric
\$218,000 in Oil & Gas
\$985,000 in Water/Sewage/Disposal

ANNUAL CONTRIBUTIONS AS A HEALTHCARE SAFETY NET

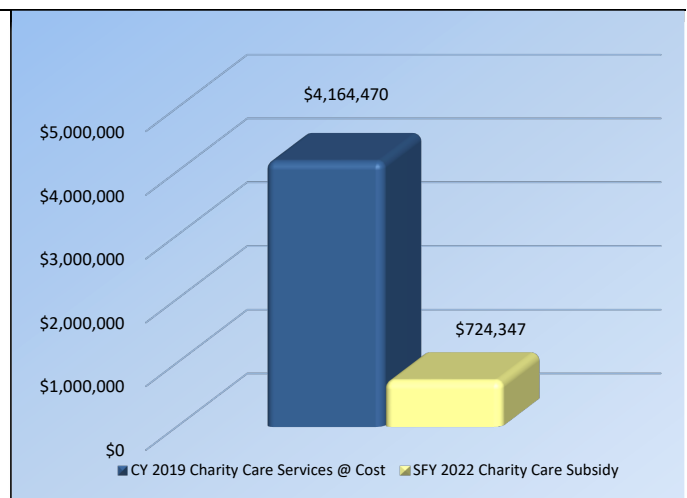
- Hospitals also give back to the community by serving as the primary source of medical services for the state's 692,000 uninsured, thus serving as the healthcare safety net for the most needy.
- In 2020, uninsured patients presented at Holy Name Medical Center on 7,878 occasions.
- New Jersey's general hospitals are predominantly not-for-profit entities — any excess revenue over expenses is returned to the community in the form of new medical technology, expanded hospital services, maintenance and expansion of physical infrastructure and the enhanced ability to hire and maintain skilled workforce.

ANNUAL TAXES

Holy Name Medical Center pays \$3,230,000 annually in taxes including:

- 0.53 Percent Assessment: \$2,621,200
- Adjusted Admissions Assessment: \$379,900
- Newborn Screening Fees: \$228,900
- Other assessments such as New Jersey Poison Information & Education System (NJPIES) and Maternal and Child Health Consortium Assessment
- In addition, hospitals support their local municipalities through voluntary, negotiated payments and in-kind contributions.

SFY 2022 CHARITY CARE SUBSIDY SHORTFALL



Hudson Regional Hospital

ANNUAL CONTRIBUTIONS TO THE LOCAL AND STATE ECONOMY

Total Expenditures: \$108,744,000

▪ **479 full-time equivalent jobs, including:**

Nursing:	89
Therapy:	12
Radiology:	24
Pharmacy:	11
Pathology and Laboratory:	33
Dietary/Housekeeping/Maintenance:	51
Total Employee Payroll:	\$33,537,000
Estimated State Income Taxes Paid by Employees:	\$1,852,900

▪ **Purchased Services of \$13,091,000, including:**

Contracted Labor: \$9,320,000
Pharmaceutical Drugs: \$1,373,000
Dietary/Laundry/Housekeeping Supplies: \$780,000
Building Supplies: \$62,000
Utilities: \$1,556,000 including:
\$746,000 in Electric
\$2,000 in Oil & Gas
\$808,000 in Water/Sewage/Disposal

ANNUAL CONTRIBUTIONS AS A HEALTHCARE SAFETY NET

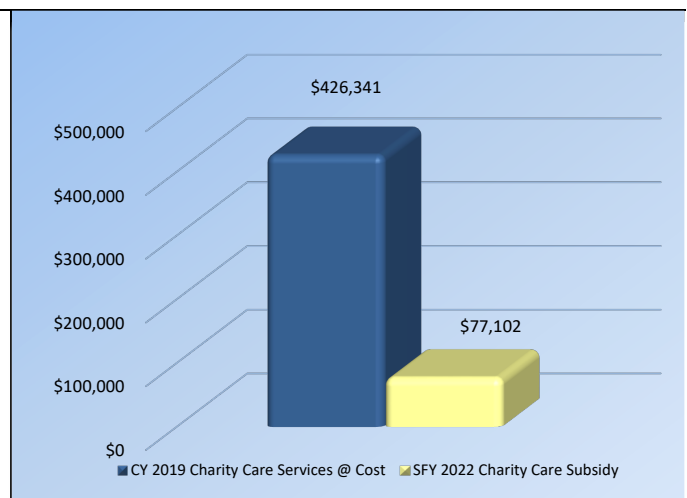
- Hospitals also give back to the community by serving as the primary source of medical services for the state's 692,000 uninsured, thus serving as the healthcare safety net for the most needy.
- In 2020, uninsured patients presented at Hudson Regional Hospital on 6,553 occasions.
- New Jersey's general hospitals are predominantly not-for-profit entities — any excess revenue over expenses is returned to the community in the form of new medical technology, expanded hospital services, maintenance and expansion of physical infrastructure and the enhanced ability to hire and maintain skilled workforce.

ANNUAL TAXES

Hudson Regional Hospital pays \$777,800 annually in taxes including:

- 0.53 Percent Assessment: \$640,000
- Adjusted Admissions Assessment: \$69,100
- Newborn Screening Fees: \$68,700
- Other assessments such as New Jersey Poison Information & Education System (NJPIES) and Maternal and Child Health Consortium Assessment
- In addition, hospitals support their local municipalities through voluntary, negotiated payments and in-kind contributions.

SFY 2022 CHARITY CARE SUBSIDY SHORTFALL



Hunterdon Medical Center

ANNUAL CONTRIBUTIONS TO THE LOCAL AND STATE ECONOMY

Total Expenditures: \$352,789,000

▪ **2,003 full-time equivalent jobs, including:**

Nursing:	289
Therapy:	74
Radiology:	78
Pharmacy:	28
Pathology and Laboratory:	72
Dietary/Housekeeping/Maintenance:	127
Total Employee Payroll:	\$168,192,000
Estimated State Income Taxes Paid by Employees:	\$9,292,600

▪ **Purchased Services of \$15,345,000, including:**

Contracted Labor: \$3,566,000
Pharmaceutical Drugs: \$7,418,000
Dietary/Laundry/Housekeeping Supplies: \$1,064,000
Building Supplies: \$833,000
Utilities: \$2,464,000 including:
\$1,665,000 in Electric
\$507,000 in Oil & Gas
\$292,000 in Water/Sewage/Disposal

ANNUAL CONTRIBUTIONS AS A HEALTHCARE SAFETY NET

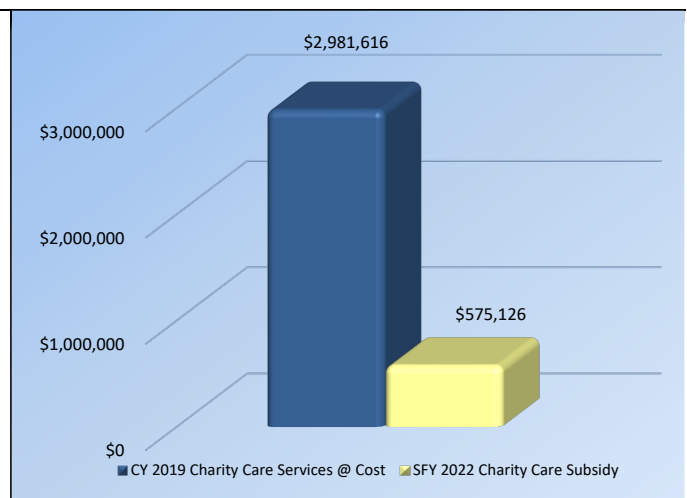
- Hospitals also give back to the community by serving as the primary source of medical services for the state's 692,000 uninsured, thus serving as the healthcare safety net for the most needy.
- In 2020, uninsured patients presented at Hunterdon Medical Center on 17,060 occasions.
- New Jersey's general hospitals are predominantly not-for-profit entities — any excess revenue over expenses is returned to the community in the form of new medical technology, expanded hospital services, maintenance and expansion of physical infrastructure and the enhanced ability to hire and maintain skilled workforce.

ANNUAL TAXES

Hunterdon Medical Center pays \$2,282,100 annually in taxes including:

- 0.53 Percent Assessment: \$1,864,400
- Adjusted Admissions Assessment: \$270,400
- Newborn Screening Fees: \$147,300
- Other assessments such as New Jersey Poison Information & Education System (NJPIES) and Maternal and Child Health Consortium Assessment
- In addition, hospitals support their local municipalities through voluntary, negotiated payments and in-kind contributions.

SFY 2022 CHARITY CARE SUBSIDY SHORTFALL



Inspira Medical Center Elmer

ANNUAL CONTRIBUTIONS TO THE LOCAL AND STATE ECONOMY

Total Expenditures: \$55,086,000

▪ **309 full-time equivalent jobs, including:**

Nursing:	83
Therapy:	10
Radiology:	24
Pharmacy:	6
Pathology and Laboratory:	15
Dietary/Housekeeping/Maintenance:	34
Total Employee Payroll:	\$23,776,000
Estimated State Income Taxes Paid by Employees:	\$1,313,600

▪ **Purchased Services of \$7,889,000, including:**

Contracted Labor: \$5,360,000
Pharmaceutical Drugs: \$1,242,000
Dietary/Laundry/Housekeeping Supplies: \$435,000
Building Supplies: \$9,000
Utilities: \$843,000 including:
\$597,000 in Electric
\$129,000 in Oil & Gas
\$117,000 in Water/Sewage/Disposal

ANNUAL CONTRIBUTIONS AS A HEALTHCARE SAFETY NET

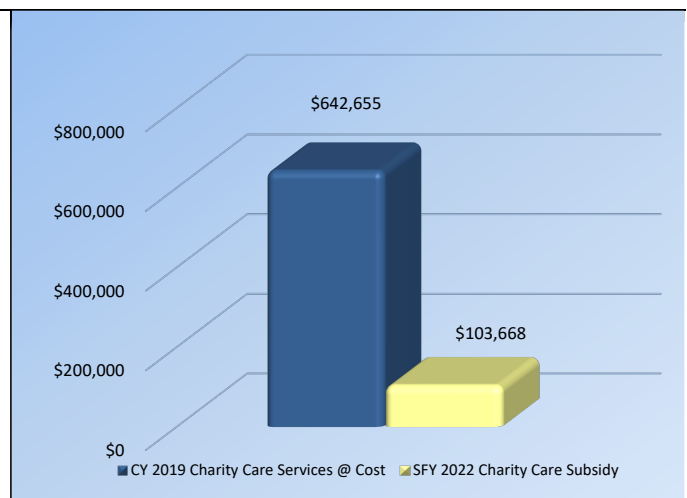
- Hospitals also give back to the community by serving as the primary source of medical services for the state's 692,000 uninsured, thus serving as the healthcare safety net for the most needy.
- In 2020, uninsured patients presented at Inspira Medical Center Elmer on 1,397 occasions.
- New Jersey's general hospitals are predominantly not-for-profit entities — any excess revenue over expenses is returned to the community in the form of new medical technology, expanded hospital services, maintenance and expansion of physical infrastructure and the enhanced ability to hire and maintain skilled workforce.

ANNUAL TAXES

Inspira Medical Center Elmer pays \$419,900 annually in taxes including:

- 0.53 Percent Assessment: \$333,300
- Adjusted Admissions Assessment: \$48,000
- Newborn Screening Fees: \$38,600
- Other assessments such as New Jersey Poison Information & Education System (NJPIES) and Maternal and Child Health Consortium Assessment
- In addition, hospitals support their local municipalities through voluntary, negotiated payments and in-kind contributions.

SFY 2022 CHARITY CARE SUBSIDY SHORTFALL



Inspira Medical Center Mullica Hill

ANNUAL CONTRIBUTIONS TO THE LOCAL AND STATE ECONOMY

Total Expenditures: \$241,200,000

▪ 1,305 full-time equivalent jobs, including:

Nursing:	371
Therapy:	51
Radiology:	65
Pharmacy:	28
Pathology and Laboratory:	46
Dietary/Housekeeping/Maintenance:	133
Total Employee Payroll:	\$98,804,000
Estimated State Income Taxes Paid by Employees:	\$5,458,900

▪ Purchased Services of \$31,559,000, including:

Contracted Labor: \$16,141,000
Pharmaceutical Drugs: \$9,985,000
Dietary/Laundry/Housekeeping Supplies: \$2,227,000
Building Supplies: \$95,000
Utilities: \$3,111,000 including:
\$1,992,000 in Electric
\$632,000 in Oil & Gas
\$487,000 in Water/Sewage/Disposal

ANNUAL CONTRIBUTIONS AS A HEALTHCARE SAFETY NET

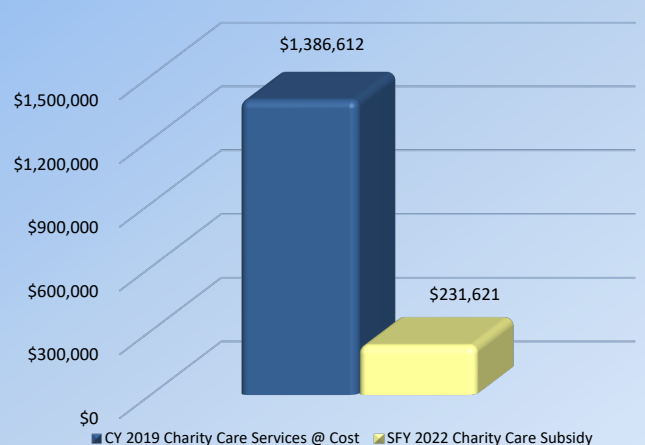
- Hospitals also give back to the community by serving as the primary source of medical services for the state's 692,000 uninsured, thus serving as the healthcare safety net for the most needy.
- In 2020, uninsured patients presented at Inspira Medical Center Mullica Hill on 2,371 occasions.
- New Jersey's general hospitals are predominantly not-for-profit entities — any excess revenue over expenses is returned to the community in the form of new medical technology, expanded hospital services, maintenance and expansion of physical infrastructure and the enhanced ability to hire and maintain skilled workforce.

ANNUAL TAXES

Inspira Medical Center Mullica Hill pays \$1,656,800 annually in taxes including:

- 0.53 Percent Assessment: \$1,311,700
- Adjusted Admissions Assessment: \$166,000
- Newborn Screening Fees: \$179,100
- Other assessments such as New Jersey Poison Information & Education System (NJPIES) and Maternal and Child Health Consortium Assessment
- In addition, hospitals support their local municipalities through voluntary, negotiated payments and in-kind contributions.

SFY 2022 CHARITY CARE SUBSIDY SHORTFALL



Inspira Medical Center Vineland

ANNUAL CONTRIBUTIONS TO THE LOCAL AND STATE ECONOMY

Total Expenditures: \$466,526,000

▪ **2,726 full-time equivalent jobs, including:**

Nursing:	728
Therapy:	44
Radiology:	171
Pharmacy:	36
Pathology and Laboratory:	83
Dietary/Housekeeping/Maintenance:	207
Total Employee Payroll:	\$200,728,000
Estimated State Income Taxes Paid by Employees:	\$11,090,200

▪ **Purchased Services of \$56,165,000, including:**

Contracted Labor: \$32,712,000
Pharmaceutical Drugs: \$12,433,000
Dietary/Laundry/Housekeeping Supplies: \$3,517,000
Building Supplies: \$28,000
Utilities: \$7,475,000 including:
\$5,081,000 in Electric
\$1,424,000 in Oil & Gas
\$970,000 in Water/Sewage/Disposal

ANNUAL CONTRIBUTIONS AS A HEALTHCARE SAFETY NET

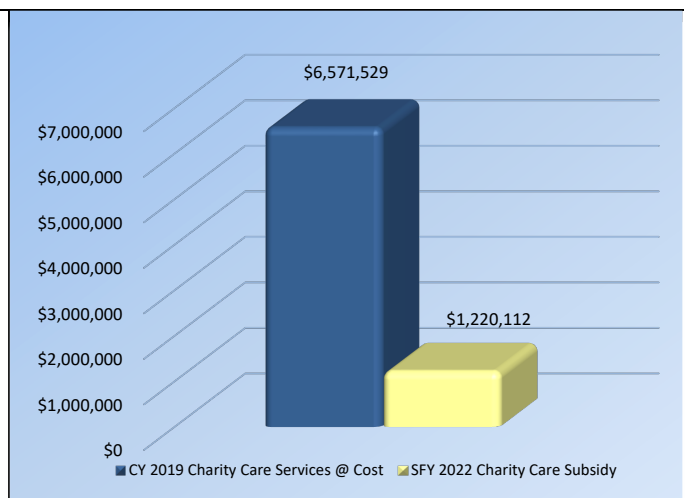
- Hospitals also give back to the community by serving as the primary source of medical services for the state's 692,000 uninsured, thus serving as the healthcare safety net for the most needy.
- In 2020, uninsured patients presented at Inspira Medical Center Vineland on 17,751 occasions.
- New Jersey's general hospitals are predominantly not-for-profit entities — any excess revenue over expenses is returned to the community in the form of new medical technology, expanded hospital services, maintenance and expansion of physical infrastructure and the enhanced ability to hire and maintain skilled workforce.

ANNUAL TAXES

Inspira Medical Center Vineland pays \$3,144,200 annually in taxes including:

- 0.53 Percent Assessment: \$2,571,200
- Adjusted Admissions Assessment: \$328,600
- Newborn Screening Fees: \$244,500
- Other assessments such as New Jersey Poison Information & Education System (NJPIES) and Maternal and Child Health Consortium Assessment
- In addition, hospitals support their local municipalities through voluntary, negotiated payments and in-kind contributions.

SFY 2022 CHARITY CARE SUBSIDY SHORTFALL



Jefferson Cherry Hill Hospital

ANNUAL CONTRIBUTIONS TO THE LOCAL AND STATE ECONOMY

Total Expenditures: \$181,321,000

▪ **1,005 full-time equivalent jobs, including:**

Nursing:	634
Therapy:	39
Radiology:	75
Pharmacy:	33
Pathology and Laboratory:	116
Dietary/Housekeeping/Maintenance:	190
Total Employee Payroll:	\$69,252,000
Estimated State Income Taxes Paid by Employees:	\$3,826,200

▪ **Purchased Services of \$23,613,000, including:**

Contracted Labor: \$17,631,000
Pharmaceutical Drugs: \$3,064,000
Dietary/Laundry/Housekeeping Supplies: \$834,000
Building Supplies: \$203,000
Utilities: \$1,881,000 including:
\$1,447,000 in Electric
\$218,000 in Oil & Gas
\$216,000 in Water/Sewage/Disposal

ANNUAL CONTRIBUTIONS AS A HEALTHCARE SAFETY NET

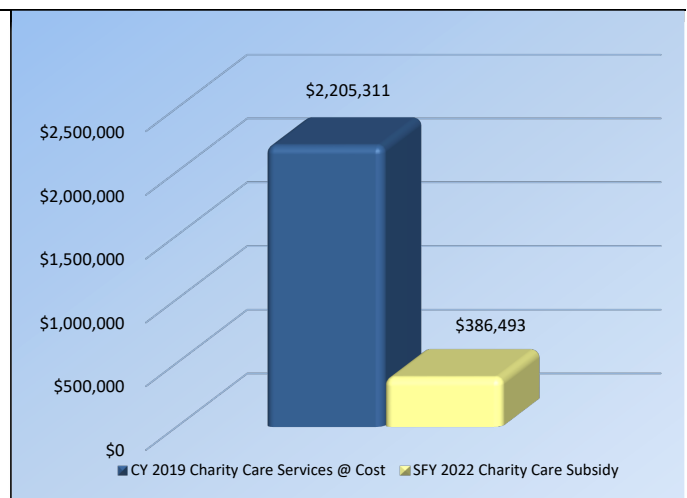
- Hospitals also give back to the community by serving as the primary source of medical services for the state's 692,000 uninsured, thus serving as the healthcare safety net for the most needy.
- In 2020, uninsured patients presented at Jefferson Cherry Hill Hospital on 3,645 occasions.
- New Jersey's general hospitals are predominantly not-for-profit entities — any excess revenue over expenses is returned to the community in the form of new medical technology, expanded hospital services, maintenance and expansion of physical infrastructure and the enhanced ability to hire and maintain skilled workforce.

ANNUAL TAXES

Jefferson Cherry Hill Hospital pays \$678,700 annually in taxes including:

- 0.53 Percent Assessment: \$581,400
- Adjusted Admissions Assessment: \$97,300
- Newborn Screening Fees: \$0
- Other assessments such as New Jersey Poison Information & Education System (NJPIES) and Maternal and Child Health Consortium Assessment
- In addition, hospitals support their local municipalities through voluntary, negotiated payments and in-kind contributions.

SFY 2022 CHARITY CARE SUBSIDY SHORTFALL



Jefferson Stratford Hospital

ANNUAL CONTRIBUTIONS TO THE LOCAL AND STATE ECONOMY

Total Expenditures: \$164,085,000

▪ **815 full-time equivalent jobs, including:**

Nursing:	437
Therapy:	34
Radiology:	93
Pharmacy:	31
Pathology and Laboratory:	41
Dietary/Housekeeping/Maintenance:	188
Total Employee Payroll:	\$55,658,000
Estimated State Income Taxes Paid by Employees:	\$3,075,100

▪ **Purchased Services of \$24,569,000, including:**

Contracted Labor: \$18,775,000
Pharmaceutical Drugs: \$3,565,000
Dietary/Laundry/Housekeeping Supplies: \$728,000
Building Supplies: \$33,000
Utilities: \$1,468,000 including:
\$944,000 in Electric
\$316,000 in Oil & Gas
\$208,000 in Water/Sewage/Disposal

ANNUAL CONTRIBUTIONS AS A HEALTHCARE SAFETY NET

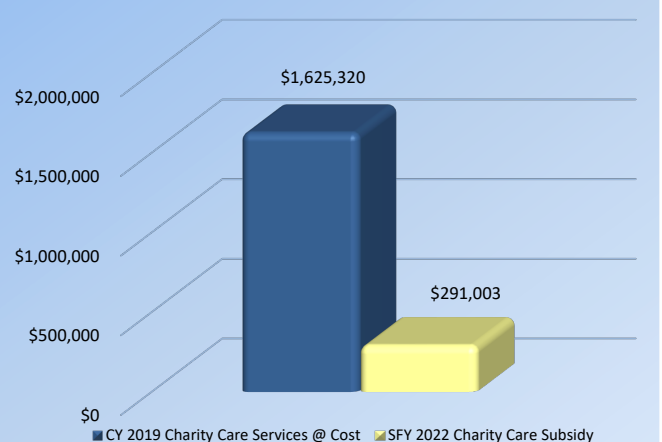
- Hospitals also give back to the community by serving as the primary source of medical services for the state's 692,000 uninsured, thus serving as the healthcare safety net for the most needy.
- In 2020, uninsured patients presented at Jefferson Stratford Hospital on 4,519 occasions.
- New Jersey's general hospitals are predominantly not-for-profit entities — any excess revenue over expenses is returned to the community in the form of new medical technology, expanded hospital services, maintenance and expansion of physical infrastructure and the enhanced ability to hire and maintain skilled workforce.

ANNUAL TAXES

Jefferson Stratford Hospital pays \$1,174,400 annually in taxes including:

- 0.53 Percent Assessment: \$1,086,000
- Adjusted Admissions Assessment: \$88,400
- Newborn Screening Fees: \$0
- Other assessments such as New Jersey Poison Information & Education System (NJPIES) and Maternal and Child Health Consortium Assessment
- In addition, hospitals support their local municipalities through voluntary, negotiated payments and in-kind contributions.

SFY 2022 CHARITY CARE SUBSIDY SHORTFALL



Jefferson Washington Township Hospital

ANNUAL CONTRIBUTIONS TO THE LOCAL AND STATE ECONOMY

Total Expenditures: \$330,104,000

▪ **1,679 full-time equivalent jobs, including:**

Nursing:	882
Therapy:	62
Radiology:	246
Pharmacy:	44
Pathology and Laboratory:	61
Dietary/Housekeeping/Maintenance:	283
Total Employee Payroll:	\$118,528,000
Estimated State Income Taxes Paid by Employees:	\$6,548,700

▪ **Purchased Services of \$63,374,000, including:**

Contracted Labor: \$34,262,000
Pharmaceutical Drugs: \$23,576,000
Dietary/Laundry/Housekeeping Supplies: \$1,906,000
Building Supplies: \$1,058,000
Utilities: \$2,572,000 including:
\$2,043,000 in Electric
\$315,000 in Oil & Gas
\$214,000 in Water/Sewage/Disposal

ANNUAL CONTRIBUTIONS AS A HEALTHCARE SAFETY NET

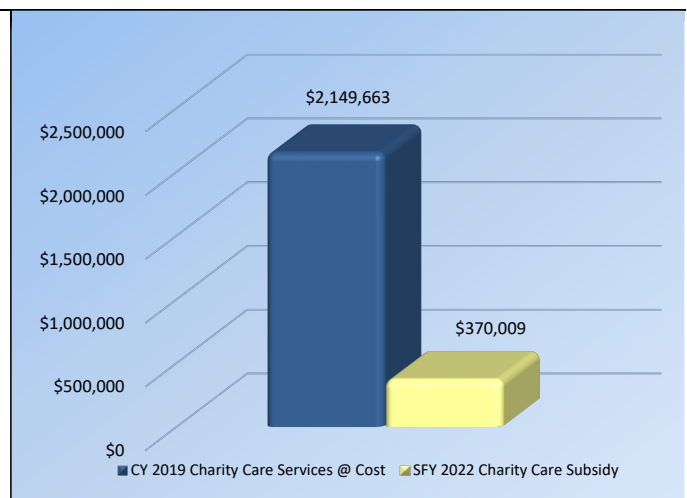
- Hospitals also give back to the community by serving as the primary source of medical services for the state's 692,000 uninsured, thus serving as the healthcare safety net for the most needy.
- In 2020, uninsured patients presented at Jefferson Washington Township Hospital on 4,394 occasions.
- New Jersey's general hospitals are predominantly not-for-profit entities — any excess revenue over expenses is returned to the community in the form of new medical technology, expanded hospital services, maintenance and expansion of physical infrastructure and the enhanced ability to hire and maintain skilled workforce.

ANNUAL TAXES

Jefferson Washington Township Hospital pays \$1,832,600 annually in taxes including:

- 0.53 Percent Assessment: \$1,480,300
- Adjusted Admissions Assessment: \$211,600
- Newborn Screening Fees: \$140,700
- Other assessments such as New Jersey Poison Information & Education System (NJPIES) and Maternal and Child Health Consortium Assessment
- In addition, hospitals support their local municipalities through voluntary, negotiated payments and in-kind contributions.

SFY 2022 CHARITY CARE SUBSIDY SHORTFALL



Jersey City Medical Center

ANNUAL CONTRIBUTIONS TO THE LOCAL AND STATE ECONOMY

Total Expenditures: \$449,500,000

▪ **1,914 full-time equivalent jobs, including:**

Nursing:	416
Therapy:	48
Radiology:	68
Pharmacy:	45
Pathology and Laboratory:	42
Dietary/Housekeeping/Maintenance:	120
Total Employee Payroll:	\$161,262,000
Estimated State Income Taxes Paid by Employees:	\$8,909,700

▪ **Purchased Services of \$50,035,000, including:**

Contracted Labor: \$24,160,000
Pharmaceutical Drugs: \$17,439,000
Dietary/Laundry/Housekeeping Supplies: \$3,941,000
Building Supplies: \$0
Utilities: \$4,495,000 including:
\$2,225,000 in Electric
\$395,000 in Oil & Gas
\$1,875,000 in Water/Sewage/Disposal

ANNUAL CONTRIBUTIONS AS A HEALTHCARE SAFETY NET

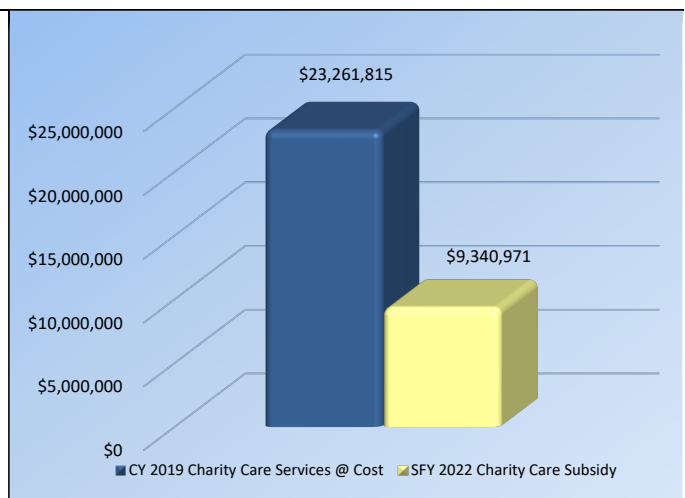
- Hospitals also give back to the community by serving as the primary source of medical services for the state's 692,000 uninsured, thus serving as the healthcare safety net for the most needy.
- In 2020, uninsured patients presented at Jersey City Medical Center on 33,485 occasions.
- New Jersey's general hospitals are predominantly not-for-profit entities — any excess revenue over expenses is returned to the community in the form of new medical technology, expanded hospital services, maintenance and expansion of physical infrastructure and the enhanced ability to hire and maintain skilled workforce.

ANNUAL TAXES

Jersey City Medical Center pays \$2,783,800 annually in taxes including:

- 0.53 Percent Assessment: \$2,280,100
- Adjusted Admissions Assessment: \$249,100
- Newborn Screening Fees: \$254,600
- Other assessments such as New Jersey Poison Information & Education System (NJPIES) and Maternal and Child Health Consortium Assessment
- In addition, hospitals support their local municipalities through voluntary, negotiated payments and in-kind contributions.

SFY 2022 CHARITY CARE SUBSIDY SHORTFALL



Monmouth Medical Center

ANNUAL CONTRIBUTIONS TO THE LOCAL AND STATE ECONOMY

Total Expenditures: \$427,986,000

▪ **1,872 full-time equivalent jobs, including:**

Nursing:	538
Therapy:	46
Radiology:	71
Pharmacy:	37
Pathology and Laboratory:	79
Dietary/Housekeeping/Maintenance:	131
Total Employee Payroll:	\$158,177,000
Estimated State Income Taxes Paid by Employees:	\$8,739,300

▪ **Purchased Services of \$62,582,000, including:**

Contracted Labor: \$22,278,000
Pharmaceutical Drugs: \$32,306,000
Dietary/Laundry/Housekeeping Supplies: \$3,898,000
Building Supplies: \$3,000
Utilities: \$4,097,000 including:
\$2,208,000 in Electric
\$592,000 in Oil & Gas
\$1,297,000 in Water/Sewage/Disposal

ANNUAL CONTRIBUTIONS AS A HEALTHCARE SAFETY NET

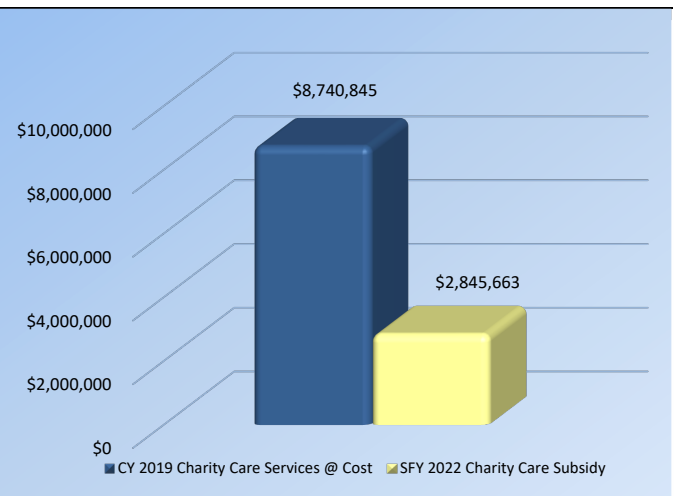
- Hospitals also give back to the community by serving as the primary source of medical services for the state's 692,000 uninsured, thus serving as the healthcare safety net for the most needy.
- In 2020, uninsured patients presented at Monmouth Medical Center on 8,497 occasions.
- New Jersey's general hospitals are predominantly not-for-profit entities — any excess revenue over expenses is returned to the community in the form of new medical technology, expanded hospital services, maintenance and expansion of physical infrastructure and the enhanced ability to hire and maintain skilled workforce.

ANNUAL TAXES

Monmouth Medical Center pays \$3,970,600 annually in taxes including:

- 0.53 Percent Assessment: \$2,296,600
- Adjusted Admissions Assessment: \$394,900
- Newborn Screening Fees: \$1,279,100
- Other assessments such as New Jersey Poison Information & Education System (NJPIES) and Maternal and Child Health Consortium Assessment
- In addition, hospitals support their local municipalities through voluntary, negotiated payments and in-kind contributions.

SFY 2022 CHARITY CARE SUBSIDY SHORTFALL



Monmouth Medical Center, Southern Campus

ANNUAL CONTRIBUTIONS TO THE LOCAL AND STATE ECONOMY

Total Expenditures: \$145,876,000

▪ **658 full-time equivalent jobs, including:**

Nursing:	238
Therapy:	31
Radiology:	35
Pharmacy:	19
Pathology and Laboratory:	21
Dietary/Housekeeping/Maintenance:	51
Total Employee Payroll:	\$53,789,000
Estimated State Income Taxes Paid by Employees:	\$2,971,800

▪ **Purchased Services of \$25,586,000, including:**

Contracted Labor: \$7,526,000
Pharmaceutical Drugs: \$15,257,000
Dietary/Laundry/Housekeeping Supplies: \$1,043,000
Building Supplies: \$0
Utilities: \$1,760,000 including:
\$907,000 in Electric
\$252,000 in Oil & Gas
\$601,000 in Water/Sewage/Disposal

ANNUAL CONTRIBUTIONS AS A HEALTHCARE SAFETY NET

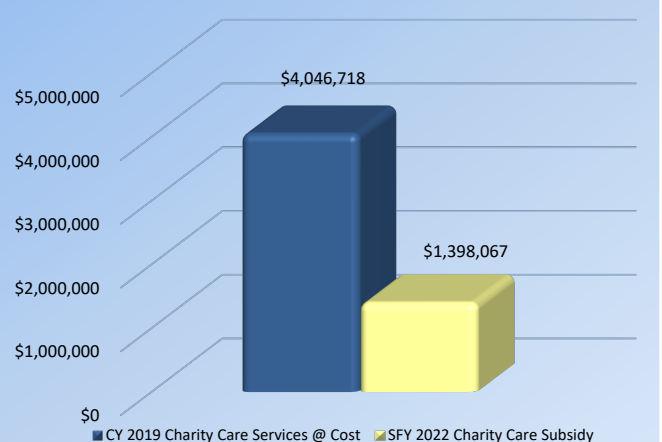
- Hospitals also give back to the community by serving as the primary source of medical services for the state's 692,000 uninsured, thus serving as the healthcare safety net for the most needy.
- In 2020, uninsured patients presented at Monmouth Medical Center, Southern Campus on 5,163 occasions.
- New Jersey's general hospitals are predominantly not-for-profit entities — any excess revenue over expenses is returned to the community in the form of new medical technology, expanded hospital services, maintenance and expansion of physical infrastructure and the enhanced ability to hire and maintain skilled workforce.

ANNUAL TAXES

Monmouth Medical Center, Southern Campus pays \$800,400 annually in taxes including:

- 0.53 Percent Assessment: \$711,600
- Adjusted Admissions Assessment: \$88,800
- Newborn Screening Fees: \$0
- Other assessments such as New Jersey Poison Information & Education System (NJPIES) and Maternal and Child Health Consortium Assessment
- In addition, hospitals support their local municipalities through voluntary, negotiated payments and in-kind contributions.

SFY 2022 CHARITY CARE SUBSIDY SHORTFALL



Morristown Medical Center

ANNUAL CONTRIBUTIONS TO THE LOCAL AND STATE ECONOMY

Total Expenditures: \$1,323,803,000

▪ **5,964 full-time equivalent jobs, including:**

Nursing:	1,558
Therapy:	237
Radiology:	296
Pharmacy:	142
Pathology and Laboratory:	277
Dietary/Housekeeping/Maintenance:	495
Total Employee Payroll:	\$508,828,000
Estimated State Income Taxes Paid by Employees:	\$28,112,700

▪ **Purchased Services of \$162,328,000, including:**

Contracted Labor: \$24,833,000
Pharmaceutical Drugs: \$118,192,000
Dietary/Laundry/Housekeeping Supplies: \$6,339,000
Building Supplies: \$1,779,000
Utilities: \$11,185,000 including:
\$6,285,000 in Electric
\$2,678,000 in Oil & Gas
\$2,222,000 in Water/Sewage/Disposal

ANNUAL CONTRIBUTIONS AS A HEALTHCARE SAFETY NET

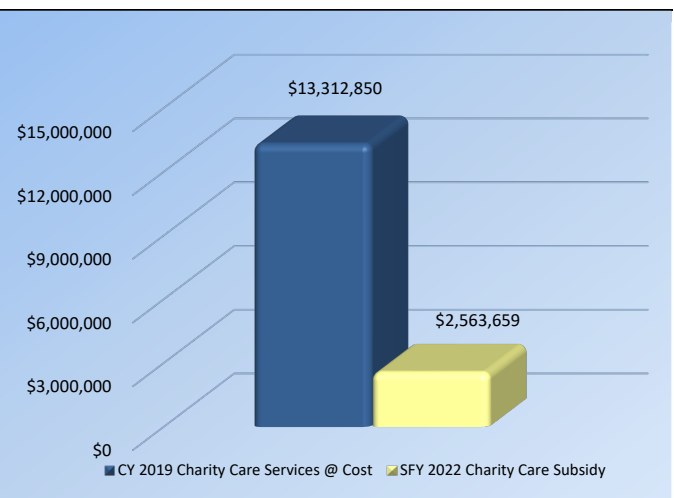
- Hospitals also give back to the community by serving as the primary source of medical services for the state's 692,000 uninsured, thus serving as the healthcare safety net for the most needy.
- In 2020, uninsured patients presented at Morristown Medical Center on 47,638 occasions.
- New Jersey's general hospitals are predominantly not-for-profit entities — any excess revenue over expenses is returned to the community in the form of new medical technology, expanded hospital services, maintenance and expansion of physical infrastructure and the enhanced ability to hire and maintain skilled workforce.

ANNUAL TAXES

Morristown Medical Center pays \$9,252,900 annually in taxes including:

- 0.53 Percent Assessment: \$7,868,900
- Adjusted Admissions Assessment: \$704,700
- Newborn Screening Fees: \$679,400
- Other assessments such as New Jersey Poison Information & Education System (NJPIES) and Maternal and Child Health Consortium Assessment
- In addition, hospitals support their local municipalities through voluntary, negotiated payments and in-kind contributions.

SFY 2022 CHARITY CARE SUBSIDY SHORTFALL



Newark Beth Israel Medical Center

ANNUAL CONTRIBUTIONS TO THE LOCAL AND STATE ECONOMY

Total Expenditures: \$652,220,000

▪ **2,779 full-time equivalent jobs, including:**

Nursing:	808
Therapy:	72
Radiology:	112
Pharmacy:	67
Pathology and Laboratory:	66
Dietary/Housekeeping/Maintenance:	184
Total Employee Payroll:	\$276,993,000
Estimated State Income Taxes Paid by Employees:	\$15,303,900

▪ **Purchased Services of \$81,529,000, including:**

Contracted Labor: \$35,638,000
Pharmaceutical Drugs: \$34,745,000
Dietary/Laundry/Housekeeping Supplies: \$5,616,000
Building Supplies: \$0
Utilities: \$5,530,000 including:
\$3,255,000 in Electric
\$618,000 in Oil & Gas
\$1,657,000 in Water/Sewage/Disposal

ANNUAL CONTRIBUTIONS AS A HEALTHCARE SAFETY NET

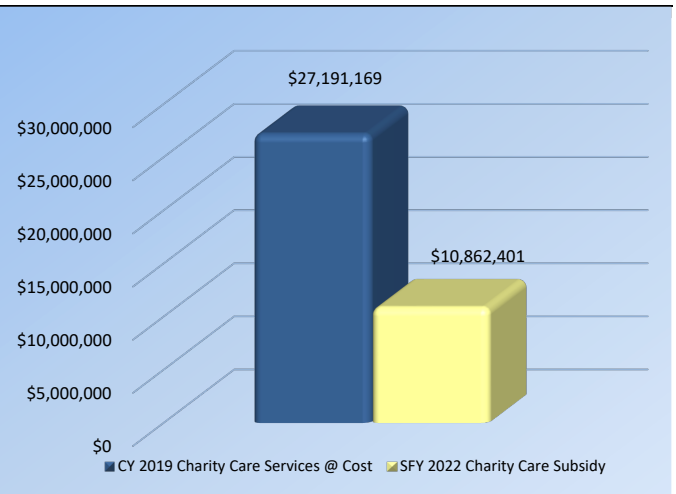
- Hospitals also give back to the community by serving as the primary source of medical services for the state's 692,000 uninsured, thus serving as the healthcare safety net for the most needy.
- In 2020, uninsured patients presented at Newark Beth Israel Medical Center on 26,279 occasions.
- New Jersey's general hospitals are predominantly not-for-profit entities — any excess revenue over expenses is returned to the community in the form of new medical technology, expanded hospital services, maintenance and expansion of physical infrastructure and the enhanced ability to hire and maintain skilled workforce.

ANNUAL TAXES

Newark Beth Israel Medical Center pays \$4,096,000 annually in taxes including:

- 0.53 Percent Assessment: \$3,297,500
- Adjusted Admissions Assessment: \$291,400
- Newborn Screening Fees: \$507,200
- Other assessments such as New Jersey Poison Information & Education System (NJPIES) and Maternal and Child Health Consortium Assessment
- In addition, hospitals support their local municipalities through voluntary, negotiated payments and in-kind contributions.

SFY 2022 CHARITY CARE SUBSIDY SHORTFALL



Newton Medical Center

ANNUAL CONTRIBUTIONS TO THE LOCAL AND STATE ECONOMY

Total Expenditures: \$183,678,000

▪ **1,021 full-time equivalent jobs, including:**

Nursing:	336
Therapy:	43
Radiology:	36
Pharmacy:	29
Pathology and Laboratory:	32
Dietary/Housekeeping/Maintenance:	98
Total Employee Payroll:	\$81,878,000
Estimated State Income Taxes Paid by Employees:	\$4,523,800

▪ **Purchased Services of \$20,709,000, including:**

Contracted Labor: \$2,708,000
Pharmaceutical Drugs: \$14,190,000
Dietary/Laundry/Housekeeping Supplies: \$1,596,000
Building Supplies: \$116,000
Utilities: \$2,099,000 including:
\$1,129,000 in Electric
\$354,000 in Oil & Gas
\$616,000 in Water/Sewage/Disposal

ANNUAL CONTRIBUTIONS AS A HEALTHCARE SAFETY NET

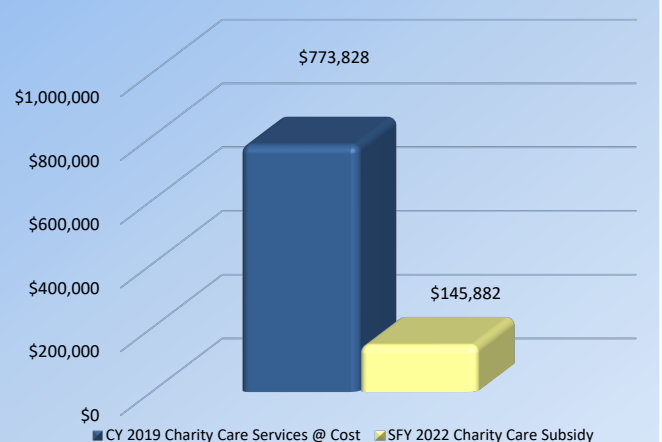
- Hospitals also give back to the community by serving as the primary source of medical services for the state's 692,000 uninsured, thus serving as the healthcare safety net for the most needy.
- In 2020, uninsured patients presented at Newton Medical Center on 3,820 occasions.
- New Jersey's general hospitals are predominantly not-for-profit entities — any excess revenue over expenses is returned to the community in the form of new medical technology, expanded hospital services, maintenance and expansion of physical infrastructure and the enhanced ability to hire and maintain skilled workforce.

ANNUAL TAXES

Newton Medical Center pays \$1,202,500 annually in taxes including:

- 0.53 Percent Assessment: \$993,500
- Adjusted Admissions Assessment: \$133,000
- Newborn Screening Fees: \$76,100
- Other assessments such as New Jersey Poison Information & Education System (NJPIES) and Maternal and Child Health Consortium Assessment
- In addition, hospitals support their local municipalities through voluntary, negotiated payments and in-kind contributions.

SFY 2022 CHARITY CARE SUBSIDY SHORTFALL



Overlook Medical Center

ANNUAL CONTRIBUTIONS TO THE LOCAL AND STATE ECONOMY

Total Expenditures: \$724,090,000

▪ **3,491 full-time equivalent jobs, including:**

Nursing:	769
Therapy:	87
Radiology:	173
Pharmacy:	73
Pathology and Laboratory:	56
Dietary/Housekeeping/Maintenance:	300
Total Employee Payroll:	\$300,218,000
Estimated State Income Taxes Paid by Employees:	\$16,587,000

▪ **Purchased Services of \$111,573,000, including:**

Contracted Labor: \$14,047,000
Pharmaceutical Drugs: \$87,392,000
Dietary/Laundry/Housekeeping Supplies: \$4,205,000
Building Supplies: \$420,000
Utilities: \$5,509,000 including:
\$2,914,000 in Electric
\$1,143,000 in Oil & Gas
\$1,452,000 in Water/Sewage/Disposal

ANNUAL CONTRIBUTIONS AS A HEALTHCARE SAFETY NET

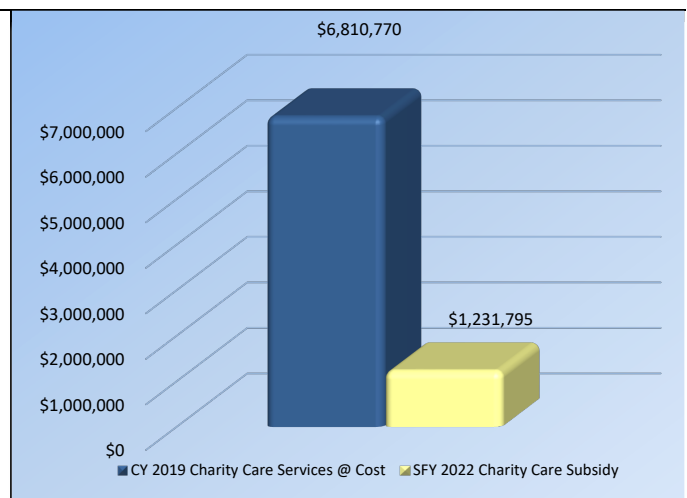
- Hospitals also give back to the community by serving as the primary source of medical services for the state's 692,000 uninsured, thus serving as the healthcare safety net for the most needy.
- In 2020, uninsured patients presented at Overlook Medical Center on 16,756 occasions.
- New Jersey's general hospitals are predominantly not-for-profit entities — any excess revenue over expenses is returned to the community in the form of new medical technology, expanded hospital services, maintenance and expansion of physical infrastructure and the enhanced ability to hire and maintain skilled workforce.

ANNUAL TAXES

Overlook Medical Center pays \$1,378,800 annually in taxes including:

- 0.53 Percent Assessment: \$579,700
- Adjusted Admissions Assessment: \$475,600
- Newborn Screening Fees: \$323,600
- Other assessments such as New Jersey Poison Information & Education System (NJPIES) and Maternal and Child Health Consortium Assessment
- In addition, hospitals support their local municipalities through voluntary, negotiated payments and in-kind contributions.

SFY 2022 CHARITY CARE SUBSIDY SHORTFALL



Penn Medicine Princeton Medical Center

ANNUAL CONTRIBUTIONS TO THE LOCAL AND STATE ECONOMY

Total Expenditures: \$385,152,000

▪ **1,889 full-time equivalent jobs, including:**

Nursing:	638
Therapy:	97
Radiology:	95
Pharmacy:	54
Pathology and Laboratory:	98
Dietary/Housekeeping/Maintenance:	172
Total Employee Payroll:	\$142,605,000
Estimated State Income Taxes Paid by Employees:	\$7,878,900

▪ **Purchased Services of \$43,415,000, including:**

Contracted Labor: \$9,928,000
Pharmaceutical Drugs: \$22,991,000
Dietary/Laundry/Housekeeping Supplies: \$4,762,000
Building Supplies: \$16,000
Utilities: \$5,718,000 including:
\$610,000 in Electric
\$3,847,000 in Oil & Gas
\$1,261,000 in Water/Sewage/Disposal

ANNUAL CONTRIBUTIONS AS A HEALTHCARE SAFETY NET

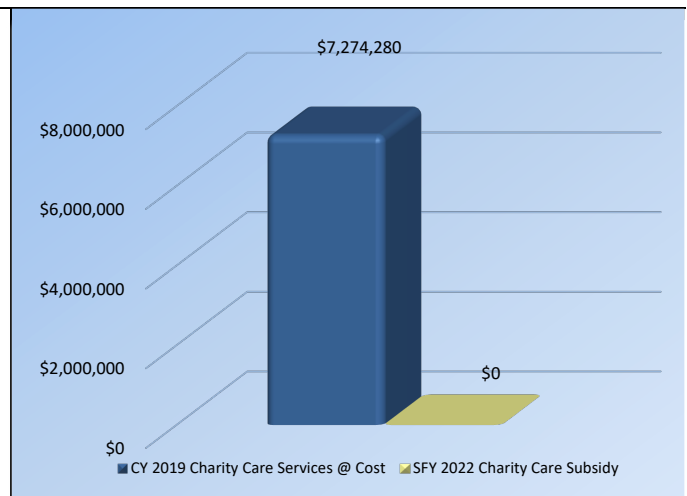
- Hospitals also give back to the community by serving as the primary source of medical services for the state's 692,000 uninsured, thus serving as the healthcare safety net for the most needy.
- In 2020, uninsured patients presented at Penn Medicine Princeton Medical Center on 19,219 occasions.
- New Jersey's general hospitals are predominantly not-for-profit entities — any excess revenue over expenses is returned to the community in the form of new medical technology, expanded hospital services, maintenance and expansion of physical infrastructure and the enhanced ability to hire and maintain skilled workforce.

ANNUAL TAXES

Penn Medicine Princeton Medical Center pays \$2,707,500 annually in taxes including:

- 0.53 Percent Assessment: \$2,027,900
- Adjusted Admissions Assessment: \$382,000
- Newborn Screening Fees: \$297,600
- Other assessments such as New Jersey Poison Information & Education System (NJPIES) and Maternal and Child Health Consortium Assessment
- In addition, hospitals support their local municipalities through voluntary, negotiated payments and in-kind contributions.

SFY 2022 CHARITY CARE SUBSIDY SHORTFALL



R.W.J. University Hospital

ANNUAL CONTRIBUTIONS TO THE LOCAL AND STATE ECONOMY

Total Expenditures: \$1,229,757,000

▪ **4,161 full-time equivalent jobs, including:**

Nursing:	1,664
Therapy:	149
Radiology:	136
Pharmacy:	114
Pathology and Laboratory:	210
Dietary/Housekeeping/Maintenance:	405
Total Employee Payroll:	\$396,183,000
Estimated State Income Taxes Paid by Employees:	\$21,889,100

▪ **Purchased Services of \$211,583,000, including:**

Contracted Labor: \$67,618,000
Pharmaceutical Drugs: \$125,846,000
Dietary/Laundry/Housekeeping Supplies: \$7,746,000
Building Supplies: \$974,000
Utilities: \$9,399,000 including:
\$6,030,000 in Electric
\$1,286,000 in Oil & Gas
\$2,083,000 in Water/Sewage/Disposal

ANNUAL CONTRIBUTIONS AS A HEALTHCARE SAFETY NET

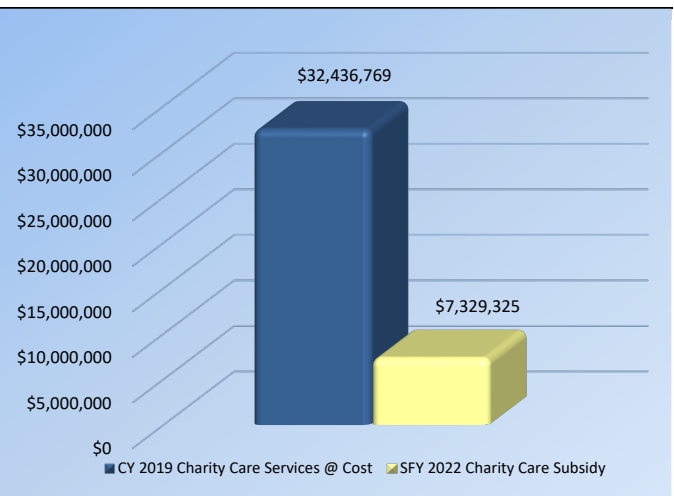
- Hospitals also give back to the community by serving as the primary source of medical services for the state's 692,000 uninsured, thus serving as the healthcare safety net for the most needy.
- In 2020, uninsured patients presented at R.W.J. University Hospital on 22,746 occasions.
- New Jersey's general hospitals are predominantly not-for-profit entities — any excess revenue over expenses is returned to the community in the form of new medical technology, expanded hospital services, maintenance and expansion of physical infrastructure and the enhanced ability to hire and maintain skilled workforce.

ANNUAL TAXES

R.W.J. University Hospital pays \$7,445,900 annually in taxes including:

- 0.53 Percent Assessment: \$6,634,400
- Adjusted Admissions Assessment: \$493,200
- Newborn Screening Fees: \$318,300
- Other assessments such as New Jersey Poison Information & Education System (NJPIES) and Maternal and Child Health Consortium Assessment
- In addition, hospitals support their local municipalities through voluntary, negotiated payments and in-kind contributions.

SFY 2022 CHARITY CARE SUBSIDY SHORTFALL



R.W.J. University Hospital Hamilton

ANNUAL CONTRIBUTIONS TO THE LOCAL AND STATE ECONOMY

Total Expenditures: \$210,692,000

▪ **911 full-time equivalent jobs, including:**

Nursing:	245
Therapy:	77
Radiology:	98
Pharmacy:	35
Pathology and Laboratory:	51
Dietary/Housekeeping/Maintenance:	79
Total Employee Payroll:	\$69,658,000
Estimated State Income Taxes Paid by Employees:	\$3,848,600

▪ **Purchased Services of \$44,449,000, including:**

Contracted Labor: \$15,952,000
Pharmaceutical Drugs: \$23,714,000
Dietary/Laundry/Housekeeping Supplies: \$1,575,000
Building Supplies: \$480,000
Utilities: \$2,728,000 including:
\$2,246,000 in Electric
\$135,000 in Oil & Gas
\$347,000 in Water/Sewage/Disposal

ANNUAL CONTRIBUTIONS AS A HEALTHCARE SAFETY NET

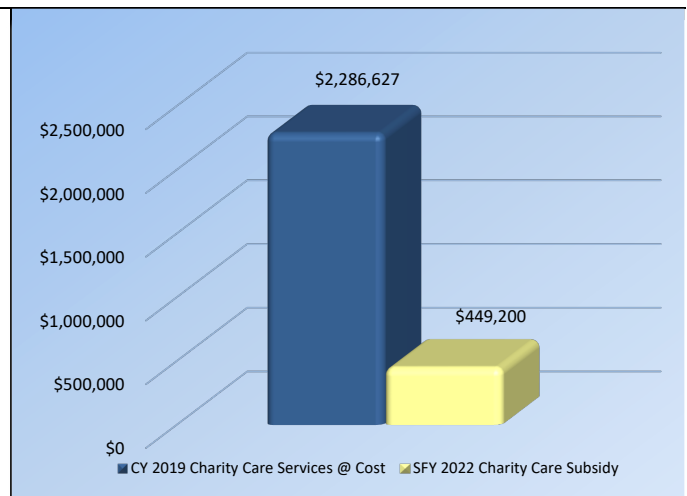
- Hospitals also give back to the community by serving as the primary source of medical services for the state's 692,000 uninsured, thus serving as the healthcare safety net for the most needy.
- In 2020, uninsured patients presented at R.W.J. University Hospital Hamilton on 6,261 occasions.
- New Jersey's general hospitals are predominantly not-for-profit entities — any excess revenue over expenses is returned to the community in the form of new medical technology, expanded hospital services, maintenance and expansion of physical infrastructure and the enhanced ability to hire and maintain skilled workforce.

ANNUAL TAXES

R.W.J. University Hospital Hamilton pays \$1,216,400 annually in taxes including:

- 0.53 Percent Assessment: \$1,099,000
- Adjusted Admissions Assessment: \$117,400
- Newborn Screening Fees: \$0
- Other assessments such as New Jersey Poison Information & Education System (NJPIES) and Maternal and Child Health Consortium Assessment
- In addition, hospitals support their local municipalities through voluntary, negotiated payments and in-kind contributions.

SFY 2022 CHARITY CARE SUBSIDY SHORTFALL



R.W.J. University Hospital Rahway

ANNUAL CONTRIBUTIONS TO THE LOCAL AND STATE ECONOMY

Total Expenditures: \$127,516,000

▪ **604 full-time equivalent jobs, including:**

Nursing:	163
Therapy:	50
Radiology:	29
Pharmacy:	20
Pathology and Laboratory:	41
Dietary/Housekeeping/Maintenance:	83
Total Employee Payroll:	\$46,274,000
Estimated State Income Taxes Paid by Employees:	\$2,556,600

▪ **Purchased Services of \$20,939,000, including:**

Contracted Labor: \$10,697,000
Pharmaceutical Drugs: \$6,774,000
Dietary/Laundry/Housekeeping Supplies: \$1,735,000
Building Supplies: \$230,000
Utilities: \$1,503,000 including:
\$1,005,000 in Electric
\$239,000 in Oil & Gas
\$259,000 in Water/Sewage/Disposal

ANNUAL CONTRIBUTIONS AS A HEALTHCARE SAFETY NET

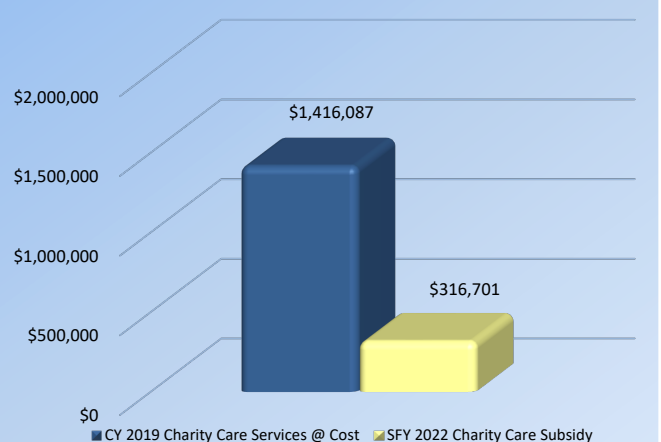
- Hospitals also give back to the community by serving as the primary source of medical services for the state's 692,000 uninsured, thus serving as the healthcare safety net for the most needy.
- In 2020, uninsured patients presented at R.W.J. University Hospital Rahway on 5,477 occasions.
- New Jersey's general hospitals are predominantly not-for-profit entities — any excess revenue over expenses is returned to the community in the form of new medical technology, expanded hospital services, maintenance and expansion of physical infrastructure and the enhanced ability to hire and maintain skilled workforce.

ANNUAL TAXES

R.W.J. University Hospital Rahway pays \$744,000 annually in taxes including:

- 0.53 Percent Assessment: \$679,500
- Adjusted Admissions Assessment: \$64,500
- Newborn Screening Fees: \$0
- Other assessments such as New Jersey Poison Information & Education System (NJPIES) and Maternal and Child Health Consortium Assessment
- In addition, hospitals support their local municipalities through voluntary, negotiated payments and in-kind contributions.

SFY 2022 CHARITY CARE SUBSIDY SHORTFALL



R.W.J. University Hospital Somerset

ANNUAL CONTRIBUTIONS TO THE LOCAL AND STATE ECONOMY

Total Expenditures: \$324,472,000

▪ **1,644 full-time equivalent jobs, including:**

Nursing:	478
Therapy:	109
Radiology:	95
Pharmacy:	35
Pathology and Laboratory:	90
Dietary/Housekeeping/Maintenance:	155
Total Employee Payroll:	\$127,943,000
Estimated State Income Taxes Paid by Employees:	\$7,068,900

▪ **Purchased Services of \$41,740,000, including:**

Contracted Labor: \$15,396,000
Pharmaceutical Drugs: \$18,373,000
Dietary/Laundry/Housekeeping Supplies: \$3,119,000
Building Supplies: \$1,165,000
Utilities: \$3,687,000 including:
\$2,331,000 in Electric
\$523,000 in Oil & Gas
\$834,000 in Water/Sewage/Disposal

ANNUAL CONTRIBUTIONS AS A HEALTHCARE SAFETY NET

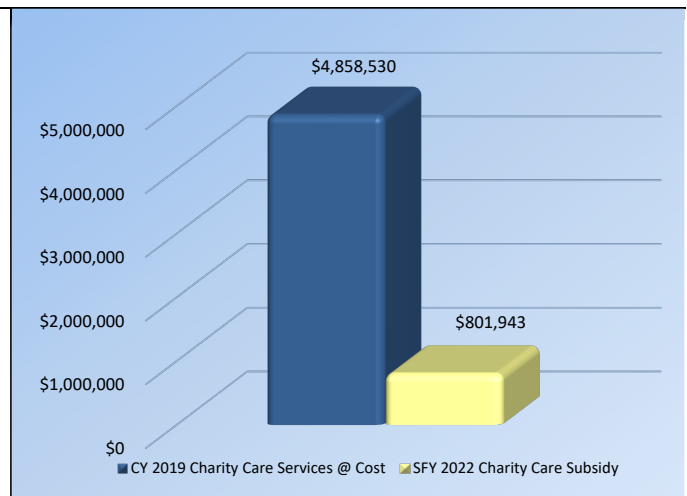
- Hospitals also give back to the community by serving as the primary source of medical services for the state's 692,000 uninsured, thus serving as the healthcare safety net for the most needy.
- In 2020, uninsured patients presented at R.W.J. University Hospital Somerset on 11,061 occasions.
- New Jersey's general hospitals are predominantly not-for-profit entities — any excess revenue over expenses is returned to the community in the form of new medical technology, expanded hospital services, maintenance and expansion of physical infrastructure and the enhanced ability to hire and maintain skilled workforce.

ANNUAL TAXES

R.W.J. University Hospital Somerset pays \$2,138,200 annually in taxes including:

- 0.53 Percent Assessment: \$1,803,400
- Adjusted Admissions Assessment: \$214,800
- Newborn Screening Fees: \$120,000
- Other assessments such as New Jersey Poison Information & Education System (NJPIES) and Maternal and Child Health Consortium Assessment
- In addition, hospitals support their local municipalities through voluntary, negotiated payments and in-kind contributions.

SFY 2022 CHARITY CARE SUBSIDY SHORTFALL



Saint Clare's Hospital/Denville

ANNUAL CONTRIBUTIONS TO THE LOCAL AND STATE ECONOMY

Total Expenditures: \$187,155,000

▪ **1,010 full-time equivalent jobs, including:**

Nursing:	282
Therapy:	30
Radiology:	54
Pharmacy:	26
Pathology and Laboratory:	34
Dietary/Housekeeping/Maintenance:	100
Total Employee Payroll:	\$75,845,000
Estimated State Income Taxes Paid by Employees:	\$4,190,400

▪ **Purchased Services of \$13,945,000, including:**

Contracted Labor: \$5,324,000
Pharmaceutical Drugs: \$4,837,000
Dietary/Laundry/Housekeeping Supplies: \$1,386,000
Building Supplies: \$28,000
Utilities: \$2,370,000 including:
\$1,540,000 in Electric
\$498,000 in Oil & Gas
\$332,000 in Water/Sewage/Disposal

ANNUAL CONTRIBUTIONS AS A HEALTHCARE SAFETY NET

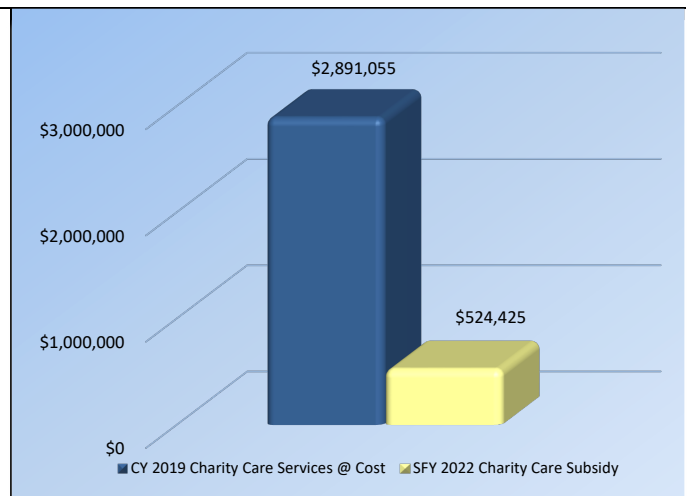
- Hospitals also give back to the community by serving as the primary source of medical services for the state's 692,000 uninsured, thus serving as the healthcare safety net for the most needy.
- In 2020, uninsured patients presented at Saint Clare's Hospital/Denville on 5,044 occasions.
- New Jersey's general hospitals are predominantly not-for-profit entities — any excess revenue over expenses is returned to the community in the form of new medical technology, expanded hospital services, maintenance and expansion of physical infrastructure and the enhanced ability to hire and maintain skilled workforce.

ANNUAL TAXES

Saint Clare's Hospital/Denville pays \$1,589,300 annually in taxes including:

- 0.53 Percent Assessment: \$1,278,100
- Adjusted Admissions Assessment: \$142,300
- Newborn Screening Fees: \$168,900
- Other assessments such as New Jersey Poison Information & Education System (NJPIES) and Maternal and Child Health Consortium Assessment
- In addition, hospitals support their local municipalities through voluntary, negotiated payments and in-kind contributions.

SFY 2022 CHARITY CARE SUBSIDY SHORTFALL



Saint Clare's Hospital/Dover

ANNUAL CONTRIBUTIONS TO THE LOCAL AND STATE ECONOMY

Total Expenditures: \$88,376,000

▪ **547 full-time equivalent jobs, including:**

Nursing:	132
Therapy:	21
Radiology:	28
Pharmacy:	12
Pathology and Laboratory:	7
Dietary/Housekeeping/Maintenance:	67
Total Employee Payroll:	\$37,311,000
Estimated State Income Taxes Paid by Employees:	\$2,061,400

▪ **Purchased Services of \$5,646,000, including:**

Contracted Labor: \$1,215,000
Pharmaceutical Drugs: \$1,748,000
Dietary/Laundry/Housekeeping Supplies: \$963,000
Building Supplies: \$14,000
Utilities: \$1,706,000 including:
\$1,096,000 in Electric
\$355,000 in Oil & Gas
\$255,000 in Water/Sewage/Disposal

ANNUAL CONTRIBUTIONS AS A HEALTHCARE SAFETY NET

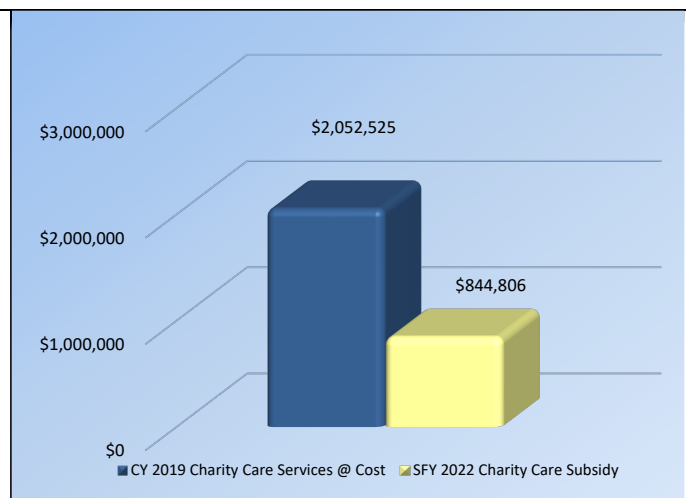
- Hospitals also give back to the community by serving as the primary source of medical services for the state's 692,000 uninsured, thus serving as the healthcare safety net for the most needy.
- In 2020, uninsured patients presented at Saint Clare's Hospital/Dover on 7,830 occasions.
- New Jersey's general hospitals are predominantly not-for-profit entities — any excess revenue over expenses is returned to the community in the form of new medical technology, expanded hospital services, maintenance and expansion of physical infrastructure and the enhanced ability to hire and maintain skilled workforce.

ANNUAL TAXES

Saint Clare's Hospital/Dover pays \$533,600 annually in taxes including:

- 0.53 Percent Assessment: \$476,200
- Adjusted Admissions Assessment: \$57,400
- Newborn Screening Fees: \$0
- Other assessments such as New Jersey Poison Information & Education System (NJPIES) and Maternal and Child Health Consortium Assessment
- In addition, hospitals support their local municipalities through voluntary, negotiated payments and in-kind contributions.

SFY 2022 CHARITY CARE SUBSIDY SHORTFALL



Saint Michael's Medical Center

ANNUAL CONTRIBUTIONS TO THE LOCAL AND STATE ECONOMY

Total Expenditures: \$237,759,000

▪ **942 full-time equivalent jobs, including:**

Nursing:	142
Therapy:	26
Radiology:	65
Pharmacy:	23
Pathology and Laboratory:	41
Dietary/Housekeeping/Maintenance:	107
Total Employee Payroll:	\$74,724,000
Estimated State Income Taxes Paid by Employees:	\$4,128,500

▪ **Purchased Services of \$29,753,000, including:**

Contracted Labor: \$13,160,000
Pharmaceutical Drugs: \$11,153,000
Dietary/Laundry/Housekeeping Supplies: \$1,962,000
Building Supplies: \$408,000
Utilities: \$3,070,000 including:
\$2,299,000 in Electric
\$413,000 in Oil & Gas
\$358,000 in Water/Sewage/Disposal

ANNUAL CONTRIBUTIONS AS A HEALTHCARE SAFETY NET

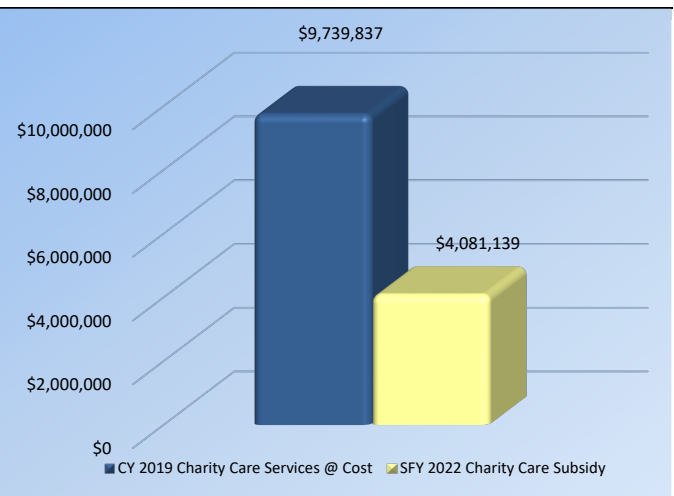
- Hospitals also give back to the community by serving as the primary source of medical services for the state's 692,000 uninsured, thus serving as the healthcare safety net for the most needy.
- In 2020, uninsured patients presented at Saint Michael's Medical Center on 10,415 occasions.
- New Jersey's general hospitals are predominantly not-for-profit entities — any excess revenue over expenses is returned to the community in the form of new medical technology, expanded hospital services, maintenance and expansion of physical infrastructure and the enhanced ability to hire and maintain skilled workforce.

ANNUAL TAXES

Saint Michael's Medical Center pays \$1,419,600 annually in taxes including:

- 0.53 Percent Assessment: \$1,294,200
- Adjusted Admissions Assessment: \$125,400
- Newborn Screening Fees: \$0
- Other assessments such as New Jersey Poison Information & Education System (NJPIES) and Maternal and Child Health Consortium Assessment
- In addition, hospitals support their local municipalities through voluntary, negotiated payments and in-kind contributions.

SFY 2022 CHARITY CARE SUBSIDY SHORTFALL



Saint Peter's University Hospital

ANNUAL CONTRIBUTIONS TO THE LOCAL AND STATE ECONOMY

Total Expenditures: \$489,904,000

▪ **1,169 full-time equivalent jobs, including:**

Nursing:	283
Therapy:	36
Radiology:	49
Pharmacy:	24
Pathology and Laboratory:	39
Dietary/Housekeeping/Maintenance:	92
Total Employee Payroll:	\$229,307,000
Estimated State Income Taxes Paid by Employees:	\$12,669,200

▪ **Purchased Services of \$61,965,000, including:**

Contracted Labor: \$32,062,000
Pharmaceutical Drugs: \$21,706,000
Dietary/Laundry/Housekeeping Supplies: \$2,485,000
Building Supplies: \$826,000
Utilities: \$4,886,000 including:
\$1,827,000 in Electric
\$1,526,000 in Oil & Gas
\$1,565,000 in Water/Sewage/Disposal

ANNUAL CONTRIBUTIONS AS A HEALTHCARE SAFETY NET

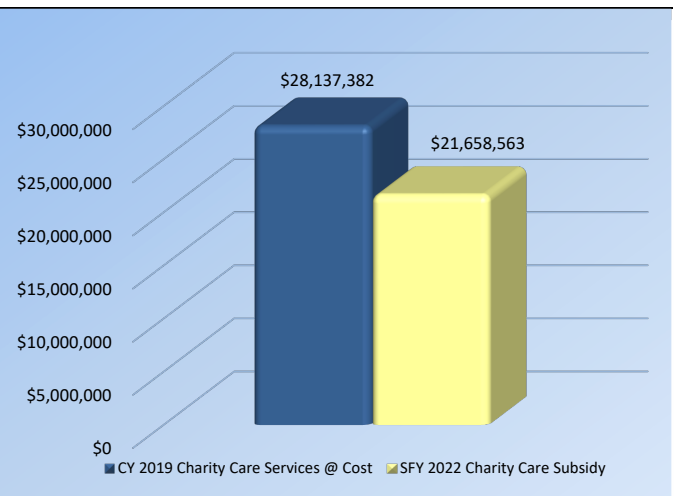
- Hospitals also give back to the community by serving as the primary source of medical services for the state's 692,000 uninsured, thus serving as the healthcare safety net for the most needy.
- In 2020, uninsured patients presented at Saint Peter's University Hospital on 33,916 occasions.
- New Jersey's general hospitals are predominantly not-for-profit entities — any excess revenue over expenses is returned to the community in the form of new medical technology, expanded hospital services, maintenance and expansion of physical infrastructure and the enhanced ability to hire and maintain skilled workforce.

ANNUAL TAXES

Saint Peter's University Hospital pays \$3,732,200 annually in taxes including:

- 0.53 Percent Assessment: \$2,693,700
- Adjusted Admissions Assessment: \$361,700
- Newborn Screening Fees: \$676,800
- Other assessments such as New Jersey Poison Information & Education System (NJPIES) and Maternal and Child Health Consortium Assessment
- In addition, hospitals support their local municipalities through voluntary, negotiated payments and in-kind contributions.

SFY 2022 CHARITY CARE SUBSIDY SHORTFALL



Salem Medical Center

ANNUAL CONTRIBUTIONS TO THE LOCAL AND STATE ECONOMY

Total Expenditures: \$63,851,000

▪ **296 full-time equivalent jobs, including:**

Nursing:	63
Therapy:	8
Radiology:	21
Pharmacy:	11
Pathology and Laboratory:	19
Dietary/Housekeeping/Maintenance:	33
Total Employee Payroll:	\$18,818,000
Estimated State Income Taxes Paid by Employees:	\$1,039,700

▪ **Purchased Services of \$20,364,000, including:**

Contracted Labor: \$16,944,000
Pharmaceutical Drugs: \$1,454,000
Dietary/Laundry/Housekeeping Supplies: \$560,000
Building Supplies: \$83,000
Utilities: \$1,323,000 including:
\$846,000 in Electric
\$281,000 in Oil & Gas
\$196,000 in Water/Sewage/Disposal

ANNUAL CONTRIBUTIONS AS A HEALTHCARE SAFETY NET

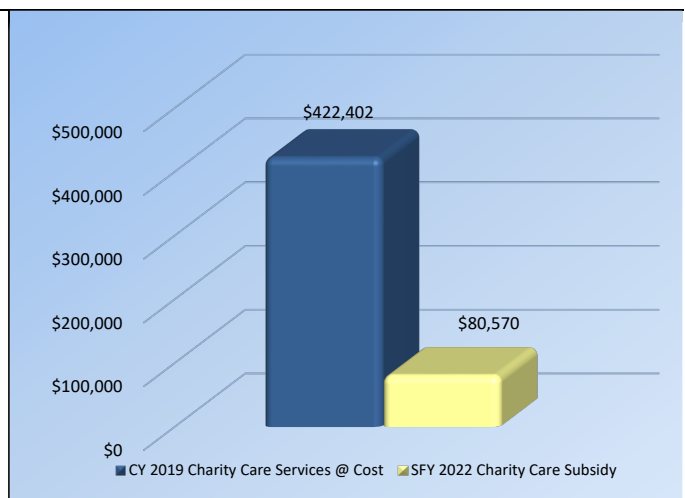
- Hospitals also give back to the community by serving as the primary source of medical services for the state's 692,000 uninsured, thus serving as the healthcare safety net for the most needy.
- In 2020, uninsured patients presented at Salem Medical Center on 2,285 occasions.
- New Jersey's general hospitals are predominantly not-for-profit entities — any excess revenue over expenses is returned to the community in the form of new medical technology, expanded hospital services, maintenance and expansion of physical infrastructure and the enhanced ability to hire and maintain skilled workforce.

ANNUAL TAXES

Salem Medical Center pays \$387,000 annually in taxes including:

- 0.53 Percent Assessment: \$330,900
- Adjusted Admissions Assessment: \$56,200
- Newborn Screening Fees: \$0
- Other assessments such as New Jersey Poison Information & Education System (NJPIES) and Maternal and Child Health Consortium Assessment
- In addition, hospitals support their local municipalities through voluntary, negotiated payments and in-kind contributions.

SFY 2022 CHARITY CARE SUBSIDY SHORTFALL



Shore Medical Center

ANNUAL CONTRIBUTIONS TO THE LOCAL AND STATE ECONOMY

Total Expenditures: \$173,600,000

▪ **800 full-time equivalent jobs, including:**

Nursing:	274
Therapy:	19
Radiology:	46
Pharmacy:	26
Pathology and Laboratory:	40
Dietary/Housekeeping/Maintenance:	27
Total Employee Payroll:	\$63,378,000
Estimated State Income Taxes Paid by Employees:	\$3,501,600

▪ **Purchased Services of \$46,213,000, including:**

Contracted Labor: \$30,525,000
Pharmaceutical Drugs: \$12,397,000
Dietary/Laundry/Housekeeping Supplies: \$300,000
Building Supplies: \$259,000
Utilities: \$2,732,000 including:
\$1,943,000 in Electric
\$505,000 in Oil & Gas
\$284,000 in Water/Sewage/Disposal

ANNUAL CONTRIBUTIONS AS A HEALTHCARE SAFETY NET

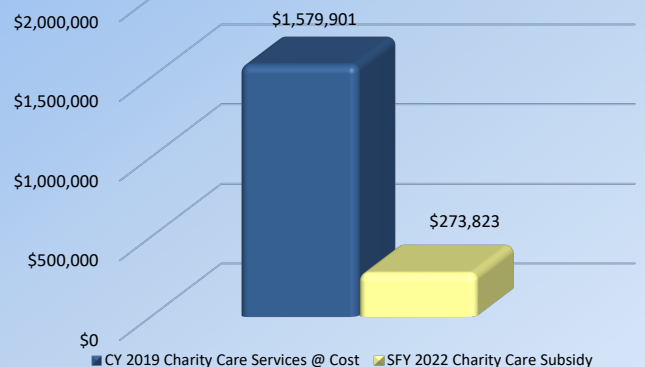
- Hospitals also give back to the community by serving as the primary source of medical services for the state's 692,000 uninsured, thus serving as the healthcare safety net for the most needy.
- In 2020, uninsured patients presented at Shore Medical Center on 4,287 occasions.
- New Jersey's general hospitals are predominantly not-for-profit entities — any excess revenue over expenses is returned to the community in the form of new medical technology, expanded hospital services, maintenance and expansion of physical infrastructure and the enhanced ability to hire and maintain skilled workforce.

ANNUAL TAXES

Shore Medical Center pays \$1,329,500 annually in taxes including:

- 0.53 Percent Assessment: \$1,027,300
- Adjusted Admissions Assessment: \$161,700
- Newborn Screening Fees: \$140,600
- Other assessments such as New Jersey Poison Information & Education System (NJPIES) and Maternal and Child Health Consortium Assessment
- In addition, hospitals support their local municipalities through voluntary, negotiated payments and in-kind contributions.

SFY 2022 CHARITY CARE SUBSIDY SHORTFALL



St. Francis Medical Center

ANNUAL CONTRIBUTIONS TO THE LOCAL AND STATE ECONOMY

Total Expenditures: \$148,136,000

▪ **706 full-time equivalent jobs, including:**

Nursing:	208
Therapy:	36
Radiology:	30
Pharmacy:	15
Pathology and Laboratory:	22
Dietary/Housekeeping/Maintenance:	72
Total Employee Payroll:	\$52,537,000
Estimated State Income Taxes Paid by Employees:	\$2,902,700

▪ **Purchased Services of \$36,230,000, including:**

Contracted Labor: \$29,378,000
Pharmaceutical Drugs: \$4,162,000
Dietary/Laundry/Housekeeping Supplies: \$213,000
Building Supplies: \$187,000
Utilities: \$2,290,000 including:
\$1,274,000 in Electric
\$472,000 in Oil & Gas
\$544,000 in Water/Sewage/Disposal

ANNUAL CONTRIBUTIONS AS A HEALTHCARE SAFETY NET

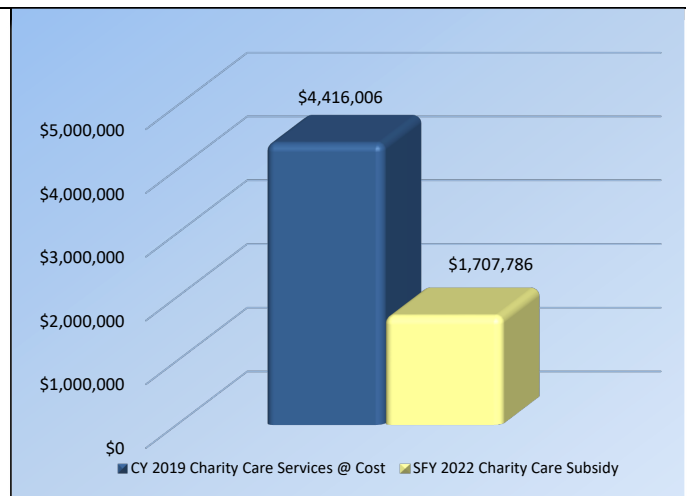
- Hospitals also give back to the community by serving as the primary source of medical services for the state's 692,000 uninsured, thus serving as the healthcare safety net for the most needy.
- In 2020, uninsured patients presented at St. Francis Medical Center on 20,329 occasions.
- New Jersey's general hospitals are predominantly not-for-profit entities — any excess revenue over expenses is returned to the community in the form of new medical technology, expanded hospital services, maintenance and expansion of physical infrastructure and the enhanced ability to hire and maintain skilled workforce.

ANNUAL TAXES

St. Francis Medical Center pays \$720,900 annually in taxes including:

- 0.53 Percent Assessment: \$652,100
- Adjusted Admissions Assessment: \$68,800
- Newborn Screening Fees: \$0
- Other assessments such as New Jersey Poison Information & Education System (NJPIES) and Maternal and Child Health Consortium Assessment
- In addition, hospitals support their local municipalities through voluntary, negotiated payments and in-kind contributions.

SFY 2022 CHARITY CARE SUBSIDY SHORTFALL



St. Joseph's University Medical Center

ANNUAL CONTRIBUTIONS TO THE LOCAL AND STATE ECONOMY

Total Expenditures: \$828,755,000

▪ **3,907 full-time equivalent jobs, including:**

Nursing:	920
Therapy:	121
Radiology:	157
Pharmacy:	99
Pathology and Laboratory:	112
Dietary/Housekeeping/Maintenance:	261
Total Employee Payroll:	\$381,011,000
Estimated State Income Taxes Paid by Employees:	\$21,050,900

▪ **Purchased Services of \$124,366,000, including:**

Contracted Labor: \$83,868,000
Pharmaceutical Drugs: \$30,456,000
Dietary/Laundry/Housekeeping Supplies: \$2,513,000
Building Supplies: \$794,000
Utilities: \$6,735,000 including:
\$4,576,000 in Electric
\$1,258,000 in Oil & Gas
\$901,000 in Water/Sewage/Disposal

ANNUAL CONTRIBUTIONS AS A HEALTHCARE SAFETY NET

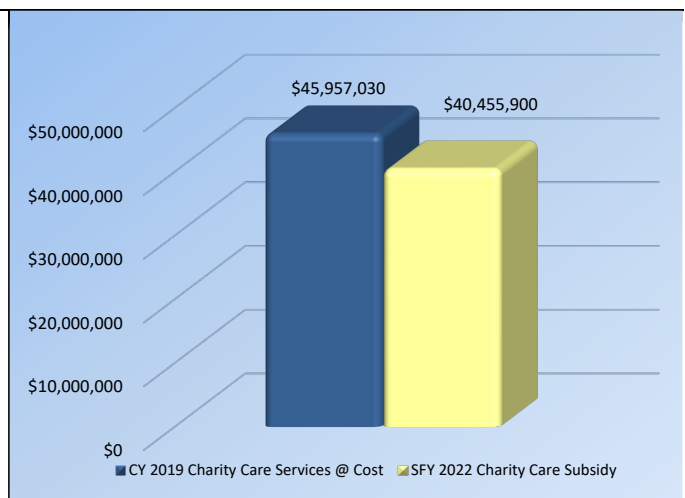
- Hospitals also give back to the community by serving as the primary source of medical services for the state's 692,000 uninsured, thus serving as the healthcare safety net for the most needy.
- In 2020, uninsured patients presented at St. Joseph's University Medical Center on 79,304 occasions.
- New Jersey's general hospitals are predominantly not-for-profit entities — any excess revenue over expenses is returned to the community in the form of new medical technology, expanded hospital services, maintenance and expansion of physical infrastructure and the enhanced ability to hire and maintain skilled workforce.

ANNUAL TAXES

St. Joseph's University Medical Center pays \$5,136,600 annually in taxes including:

- 0.53 Percent Assessment: \$4,435,100
- Adjusted Admissions Assessment: \$302,200
- Newborn Screening Fees: \$399,300
- Other assessments such as New Jersey Poison Information & Education System (NJPIES) and Maternal and Child Health Consortium Assessment
- In addition, hospitals support their local municipalities through voluntary, negotiated payments and in-kind contributions.

SFY 2022 CHARITY CARE SUBSIDY SHORTFALL



St. Joseph's Wayne Medical Center

ANNUAL CONTRIBUTIONS TO THE LOCAL AND STATE ECONOMY

Total Expenditures: \$130,508,000

▪ **593 full-time equivalent jobs, including:**

Nursing:	169
Therapy:	34
Radiology:	59
Pharmacy:	20
Pathology and Laboratory:	17
Dietary/Housekeeping/Maintenance:	75
Total Employee Payroll:	\$58,339,000
Estimated State Income Taxes Paid by Employees:	\$3,223,200

▪ **Purchased Services of \$21,107,000, including:**

Contracted Labor: \$12,865,000
Pharmaceutical Drugs: \$5,766,000
Dietary/Laundry/Housekeeping Supplies: \$956,000
Building Supplies: \$198,000
Utilities: \$1,322,000 including:
\$929,000 in Electric
\$238,000 in Oil & Gas
\$155,000 in Water/Sewage/Disposal

ANNUAL CONTRIBUTIONS AS A HEALTHCARE SAFETY NET

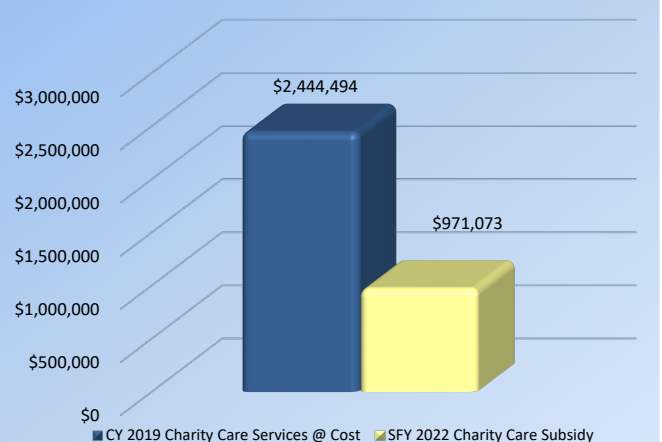
- Hospitals also give back to the community by serving as the primary source of medical services for the state's 692,000 uninsured, thus serving as the healthcare safety net for the most needy.
- In 2020, uninsured patients presented at St. Joseph's Wayne Medical Center on 4,883 occasions.
- New Jersey's general hospitals are predominantly not-for-profit entities — any excess revenue over expenses is returned to the community in the form of new medical technology, expanded hospital services, maintenance and expansion of physical infrastructure and the enhanced ability to hire and maintain skilled workforce.

ANNUAL TAXES

St. Joseph's Wayne Medical Center pays \$823,100 annually in taxes including:

- 0.53 Percent Assessment: \$716,300
- Adjusted Admissions Assessment: \$106,800
- Newborn Screening Fees: \$0
- Other assessments such as New Jersey Poison Information & Education System (NJPIES) and Maternal and Child Health Consortium Assessment
- In addition, hospitals support their local municipalities through voluntary, negotiated payments and in-kind contributions.

SFY 2022 CHARITY CARE SUBSIDY SHORTFALL



St. Luke's Warren Hospital

ANNUAL CONTRIBUTIONS TO THE LOCAL AND STATE ECONOMY

Total Expenditures: \$120,639,000

▪ **620 full-time equivalent jobs, including:**

Nursing:	116
Therapy:	59
Radiology:	45
Pharmacy:	14
Pathology and Laboratory:	19
Dietary/Housekeeping/Maintenance:	62
Total Employee Payroll:	\$46,845,000
Estimated State Income Taxes Paid by Employees:	\$2,588,200

▪ **Purchased Services of \$15,931,000, including:**

Contracted Labor: \$3,527,000
Pharmaceutical Drugs: \$9,735,000
Dietary/Laundry/Housekeeping Supplies: \$631,000
Building Supplies: \$200,000
Utilities: \$1,838,000 including:
\$1,028,000 in Electric
\$313,000 in Oil & Gas
\$497,000 in Water/Sewage/Disposal

ANNUAL CONTRIBUTIONS AS A HEALTHCARE SAFETY NET

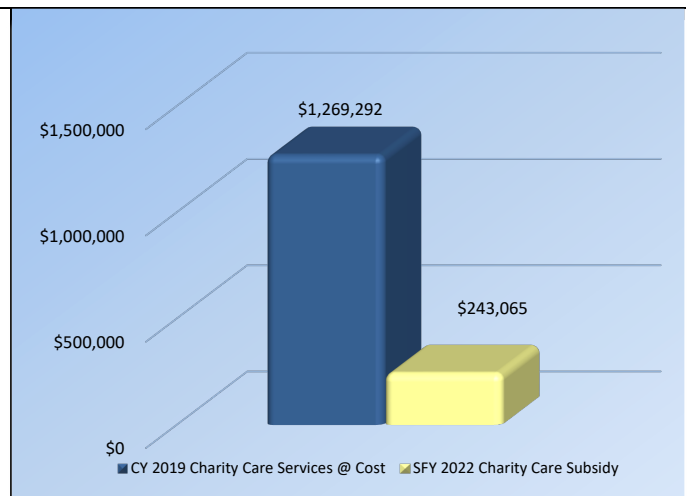
- Hospitals also give back to the community by serving as the primary source of medical services for the state's 692,000 uninsured, thus serving as the healthcare safety net for the most needy.
- In 2020, uninsured patients presented at St. Luke's Warren Hospital on 3,663 occasions.
- New Jersey's general hospitals are predominantly not-for-profit entities — any excess revenue over expenses is returned to the community in the form of new medical technology, expanded hospital services, maintenance and expansion of physical infrastructure and the enhanced ability to hire and maintain skilled workforce.

ANNUAL TAXES

St. Luke's Warren Hospital pays \$821,000 annually in taxes including:

- 0.53 Percent Assessment: \$717,000
- Adjusted Admissions Assessment: \$104,000
- Newborn Screening Fees: \$0
- Other assessments such as New Jersey Poison Information & Education System (NJPIES) and Maternal and Child Health Consortium Assessment
- In addition, hospitals support their local municipalities through voluntary, negotiated payments and in-kind contributions.

SFY 2022 CHARITY CARE SUBSIDY SHORTFALL



St. Mary's General Hospital

ANNUAL CONTRIBUTIONS TO THE LOCAL AND STATE ECONOMY

Total Expenditures: \$170,178,000

▪ **715 full-time equivalent jobs, including:**

Nursing:	135
Therapy:	22
Radiology:	35
Pharmacy:	18
Pathology and Laboratory:	29
Dietary/Housekeeping/Maintenance:	71
Total Employee Payroll:	\$54,749,000
Estimated State Income Taxes Paid by Employees:	\$3,024,900

▪ **Purchased Services of \$31,707,000, including:**

Contracted Labor: \$19,614,000
Pharmaceutical Drugs: \$7,140,000
Dietary/Laundry/Housekeeping Supplies: \$974,000
Building Supplies: \$1,651,000
Utilities: \$2,328,000 including:
\$1,510,000 in Electric
\$195,000 in Oil & Gas
\$623,000 in Water/Sewage/Disposal

ANNUAL CONTRIBUTIONS AS A HEALTHCARE SAFETY NET

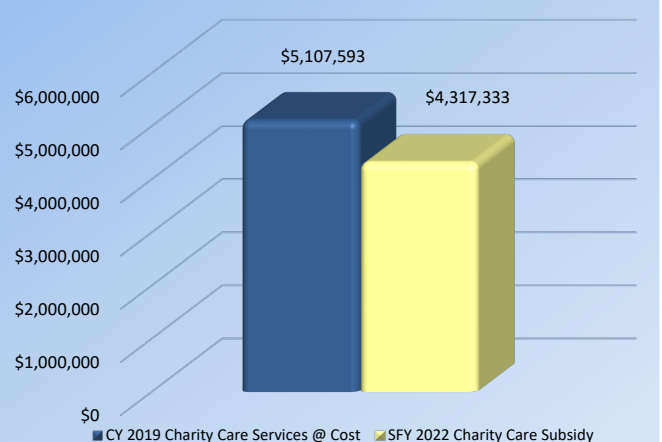
- Hospitals also give back to the community by serving as the primary source of medical services for the state's 692,000 uninsured, thus serving as the healthcare safety net for the most needy.
- In 2020, uninsured patients presented at St. Mary's General Hospital on 5,333 occasions.
- New Jersey's general hospitals are predominantly not-for-profit entities — any excess revenue over expenses is returned to the community in the form of new medical technology, expanded hospital services, maintenance and expansion of physical infrastructure and the enhanced ability to hire and maintain skilled workforce.

ANNUAL TAXES

St. Mary's General Hospital pays \$1,072,500 annually in taxes including:

- 0.53 Percent Assessment: \$882,400
- Adjusted Admissions Assessment: \$112,300
- Newborn Screening Fees: \$77,900
- Other assessments such as New Jersey Poison Information & Education System (NJPIES) and Maternal and Child Health Consortium Assessment
- In addition, hospitals support their local municipalities through voluntary, negotiated payments and in-kind contributions.

SFY 2022 CHARITY CARE SUBSIDY SHORTFALL



Trinitas Regional Medical Center

ANNUAL CONTRIBUTIONS TO THE LOCAL AND STATE ECONOMY

Total Expenditures: \$329,124,000

▪ 2,052 full-time equivalent jobs, including:	
Nursing:	417
Therapy:	47
Radiology:	84
Pharmacy:	28
Pathology and Laboratory:	41
Dietary/Housekeeping/Maintenance:	197
Total Employee Payroll:	\$140,747,000
Estimated State Income Taxes Paid by Employees:	\$7,776,300

▪ Purchased Services of \$32,876,000, including:	
Contracted Labor: \$8,771,000	
Pharmaceutical Drugs: \$16,546,000	
Dietary/Laundry/Housekeeping Supplies: \$2,253,000	
Building Supplies: \$440,000	
Utilities: \$4,866,000 including:	
\$2,666,000 in Electric	
\$1,072,000 in Oil & Gas	
\$1,128,000 in Water/Sewage/Disposal	

ANNUAL CONTRIBUTIONS AS A HEALTHCARE SAFETY NET

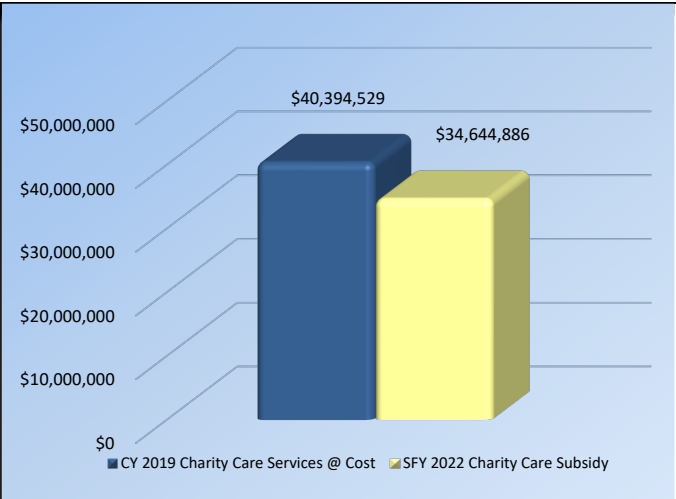
- Hospitals also give back to the community by serving as the primary source of medical services for the state's 692,000 uninsured, thus serving as the healthcare safety net for the most needy.
- In 2020, uninsured patients presented at Trinitas Regional Medical Center on 60,851 occasions.
- New Jersey's general hospitals are predominantly not-for-profit entities — any excess revenue over expenses is returned to the community in the form of new medical technology, expanded hospital services, maintenance and expansion of physical infrastructure and the enhanced ability to hire and maintain skilled workforce.

ANNUAL TAXES

Trinitas Regional Medical Center pays \$2,123,800 annually in taxes including:

- 0.53 Percent Assessment: \$1,761,300
- Adjusted Admissions Assessment: \$200,800
- Newborn Screening Fees: \$161,700
- Other assessments such as New Jersey Poison Information & Education System (NJPIES) and Maternal and Child Health Consortium Assessment
- In addition, hospitals support their local municipalities through voluntary, negotiated payments and in-kind contributions.

SFY 2022 CHARITY CARE SUBSIDY SHORTFALL



University Hospital

ANNUAL CONTRIBUTIONS TO THE LOCAL AND STATE ECONOMY

Total Expenditures: \$969,890,000

▪ **3,344 full-time equivalent jobs, including:**

Nursing:	787
Therapy:	101
Radiology:	156
Pharmacy:	66
Pathology and Laboratory:	119
Dietary/Housekeeping/Maintenance:	272
Total Employee Payroll:	\$279,915,000
Estimated State Income Taxes Paid by Employees:	\$15,465,300

▪ **Purchased Services of \$72,137,000, including:**

Contracted Labor: \$18,308,000
Pharmaceutical Drugs: \$40,055,000
Dietary/Laundry/Housekeeping Supplies: \$6,102,000
Building Supplies: \$1,366,000
Utilities: \$6,306,000 including:
\$10,000 in Electric
\$93,000 in Oil & Gas
\$6,203,000 in Water/Sewage/Disposal

ANNUAL CONTRIBUTIONS AS A HEALTHCARE SAFETY NET

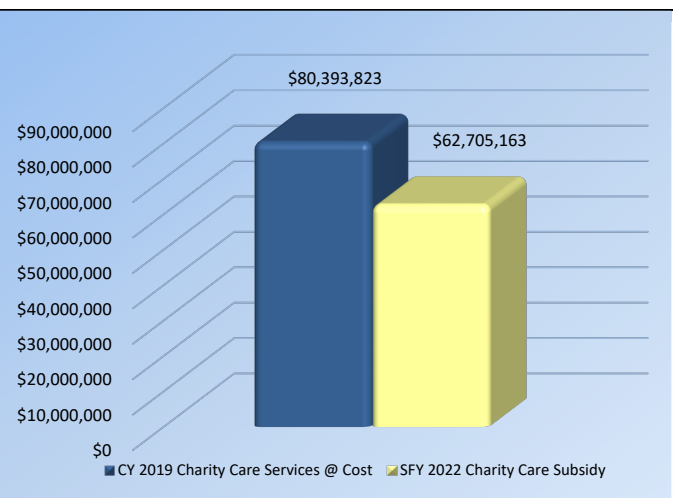
- Hospitals also give back to the community by serving as the primary source of medical services for the state's 692,000 uninsured, thus serving as the healthcare safety net for the most needy.
- In 2020, uninsured patients presented at University Hospital on 111,209 occasions.
- New Jersey's general hospitals are predominantly not-for-profit entities — any excess revenue over expenses is returned to the community in the form of new medical technology, expanded hospital services, maintenance and expansion of physical infrastructure and the enhanced ability to hire and maintain skilled workforce.

ANNUAL TAXES

University Hospital pays \$4,526,300 annually in taxes including:

- 0.53 Percent Assessment: \$3,791,500
- Adjusted Admissions Assessment: \$228,600
- Newborn Screening Fees: \$506,100
- Other assessments such as New Jersey Poison Information & Education System (NJPIES) and Maternal and Child Health Consortium Assessment
- In addition, hospitals support their local municipalities through voluntary, negotiated payments and in-kind contributions.

SFY 2022 CHARITY CARE SUBSIDY SHORTFALL



Valley Hospital

ANNUAL CONTRIBUTIONS TO THE LOCAL AND STATE ECONOMY

Total Expenditures: \$694,927,000

▪ **3,129 full-time equivalent jobs, including:**

Nursing:	851
Therapy:	125
Radiology:	248
Pharmacy:	82
Pathology and Laboratory:	181
Dietary/Housekeeping/Maintenance:	279
Total Employee Payroll:	\$271,250,000
Estimated State Income Taxes Paid by Employees:	\$14,986,600

▪ **Purchased Services of \$151,208,000, including:**

Contracted Labor: \$73,465,000
Pharmaceutical Drugs: \$66,883,000
Dietary/Laundry/Housekeeping Supplies: \$4,957,000
Building Supplies: \$381,000
Utilities: \$5,522,000 including:
\$4,202,000 in Electric
\$364,000 in Oil & Gas
\$956,000 in Water/Sewage/Disposal

ANNUAL CONTRIBUTIONS AS A HEALTHCARE SAFETY NET

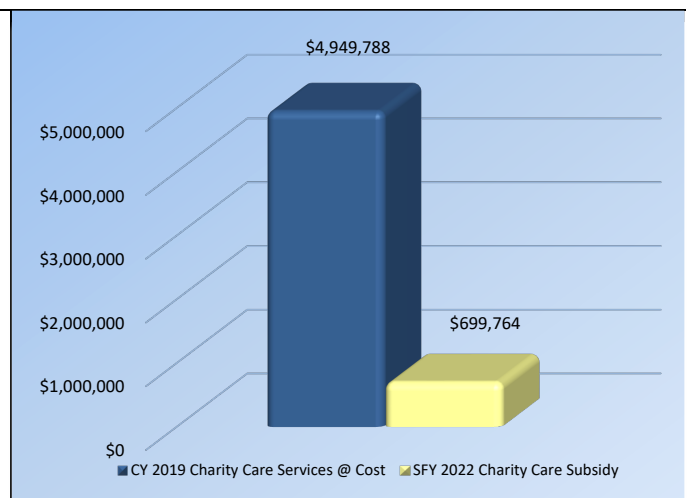
- Hospitals also give back to the community by serving as the primary source of medical services for the state's 692,000 uninsured, thus serving as the healthcare safety net for the most needy.
- In 2020, uninsured patients presented at Valley Hospital on 10,391 occasions.
- New Jersey's general hospitals are predominantly not-for-profit entities — any excess revenue over expenses is returned to the community in the form of new medical technology, expanded hospital services, maintenance and expansion of physical infrastructure and the enhanced ability to hire and maintain skilled workforce.

ANNUAL TAXES

Valley Hospital pays \$5,634,800 annually in taxes including:

- 0.53 Percent Assessment: \$4,622,100
- Adjusted Admissions Assessment: \$483,500
- Newborn Screening Fees: \$529,200
- Other assessments such as New Jersey Poison Information & Education System (NJPIES) and Maternal and Child Health Consortium Assessment
- In addition, hospitals support their local municipalities through voluntary, negotiated payments and in-kind contributions.

SFY 2022 CHARITY CARE SUBSIDY SHORTFALL



Virtua Marlton

ANNUAL CONTRIBUTIONS TO THE LOCAL AND STATE ECONOMY

Total Expenditures: \$135,129,000

▪ **599 full-time equivalent jobs, including:**

Nursing:	265
Therapy:	31
Radiology:	25
Pharmacy:	20
Pathology and Laboratory:	29
Dietary/Housekeeping/Maintenance:	64
Total Employee Payroll:	\$45,860,000
Estimated State Income Taxes Paid by Employees:	\$2,533,800

▪ **Purchased Services of \$13,445,000, including:**

Contracted Labor: \$6,810,000
Pharmaceutical Drugs: \$4,187,000
Dietary/Laundry/Housekeeping Supplies: \$222,000
Building Supplies: \$582,000
Utilities: \$1,644,000 including:
\$1,141,000 in Electric
\$334,000 in Oil & Gas
\$169,000 in Water/Sewage/Disposal

ANNUAL CONTRIBUTIONS AS A HEALTHCARE SAFETY NET

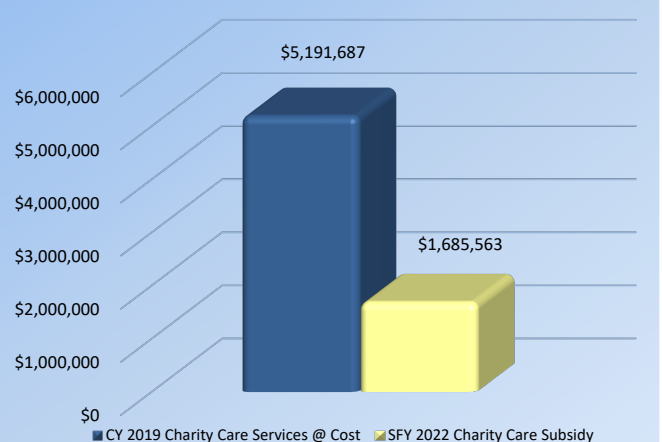
- Hospitals also give back to the community by serving as the primary source of medical services for the state's 692,000 uninsured, thus serving as the healthcare safety net for the most needy.
- In 2020, uninsured patients presented at Virtua Marlton on 753 occasions.
- New Jersey's general hospitals are predominantly not-for-profit entities — any excess revenue over expenses is returned to the community in the form of new medical technology, expanded hospital services, maintenance and expansion of physical infrastructure and the enhanced ability to hire and maintain skilled workforce.

ANNUAL TAXES

Virtua Marlton pays \$861,700 annually in taxes including:

- 0.53 Percent Assessment: \$774,300
- Adjusted Admissions Assessment: \$87,400
- Newborn Screening Fees: \$0
- Other assessments such as New Jersey Poison Information & Education System (NJPIES) and Maternal and Child Health Consortium Assessment
- In addition, hospitals support their local municipalities through voluntary, negotiated payments and in-kind contributions.

SFY 2022 CHARITY CARE SUBSIDY SHORTFALL



Virtua Memorial

ANNUAL CONTRIBUTIONS TO THE LOCAL AND STATE ECONOMY

Total Expenditures: \$351,174,000

▪ **1,383 full-time equivalent jobs, including:**

Nursing:	554
Therapy:	58
Radiology:	69
Pharmacy:	37
Pathology and Laboratory:	52
Dietary/Housekeeping/Maintenance:	144
Total Employee Payroll:	\$107,634,000
Estimated State Income Taxes Paid by Employees:	\$5,946,800

▪ **Purchased Services of \$37,438,000, including:**

Contracted Labor: \$18,668,000
Pharmaceutical Drugs: \$14,771,000
Dietary/Laundry/Housekeeping Supplies: \$333,000
Building Supplies: \$312,000
Utilities: \$3,354,000 including:
\$2,330,000 in Electric
\$680,000 in Oil & Gas
\$344,000 in Water/Sewage/Disposal

ANNUAL CONTRIBUTIONS AS A HEALTHCARE SAFETY NET

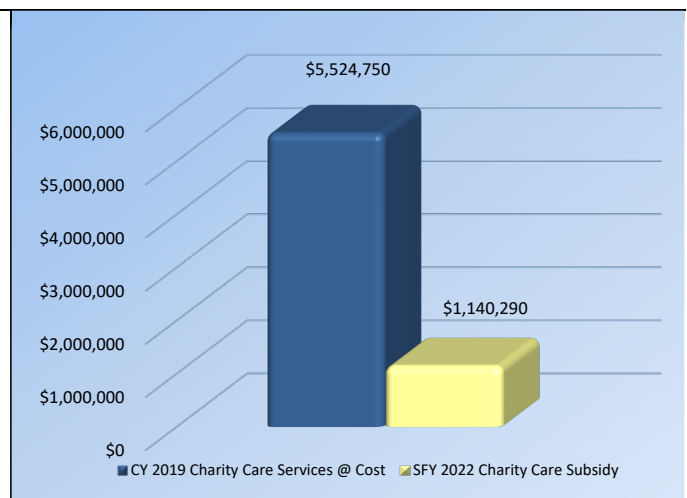
- Hospitals also give back to the community by serving as the primary source of medical services for the state's 692,000 uninsured, thus serving as the healthcare safety net for the most needy.
- In 2020, uninsured patients presented at Virtua Memorial on 5,907 occasions.
- New Jersey's general hospitals are predominantly not-for-profit entities — any excess revenue over expenses is returned to the community in the form of new medical technology, expanded hospital services, maintenance and expansion of physical infrastructure and the enhanced ability to hire and maintain skilled workforce.

ANNUAL TAXES

Virtua Memorial pays \$2,529,700 annually in taxes including:

- 0.53 Percent Assessment: \$1,956,800
- Adjusted Admissions Assessment: \$277,800
- Newborn Screening Fees: \$295,100
- Other assessments such as New Jersey Poison Information & Education System (NJPIES) and Maternal and Child Health Consortium Assessment
- In addition, hospitals support their local municipalities through voluntary, negotiated payments and in-kind contributions.

SFY 2022 CHARITY CARE SUBSIDY SHORTFALL



Virtua Our Lady of Lourdes Hospital

ANNUAL CONTRIBUTIONS TO THE LOCAL AND STATE ECONOMY

Total Expenditures: \$345,179,000

▪ **1,254 full-time equivalent jobs, including:**

Nursing:	372
Therapy:	50
Radiology:	53
Pharmacy:	31
Pathology and Laboratory:	64
Dietary/Housekeeping/Maintenance:	105
Total Employee Payroll:	\$98,017,000
Estimated State Income Taxes Paid by Employees:	\$5,415,400

▪ **Purchased Services of \$34,573,000, including:**

Contracted Labor: \$20,214,000
Pharmaceutical Drugs: \$9,657,000
Dietary/Laundry/Housekeeping Supplies: \$547,000
Building Supplies: \$34,000
Utilities: \$4,121,000 including:
\$2,863,000 in Electric
\$835,000 in Oil & Gas
\$423,000 in Water/Sewage/Disposal

ANNUAL CONTRIBUTIONS AS A HEALTHCARE SAFETY NET

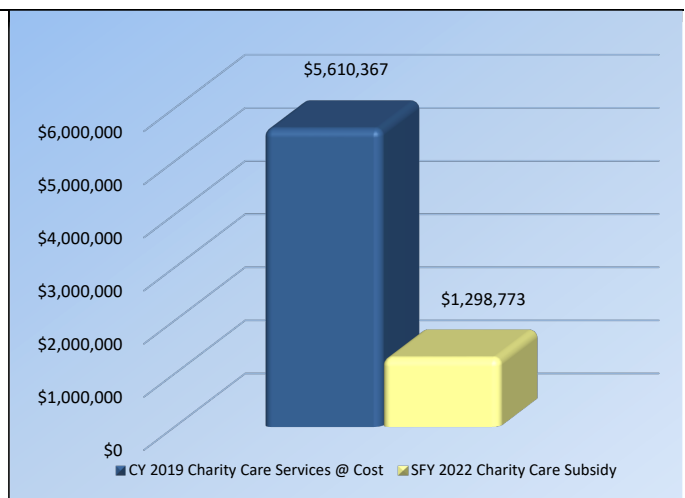
- Hospitals also give back to the community by serving as the primary source of medical services for the state's 692,000 uninsured, thus serving as the healthcare safety net for the most needy.
- In 2020, uninsured patients presented at Virtua Our Lady of Lourdes Hospital on 11,441 occasions.
- New Jersey's general hospitals are predominantly not-for-profit entities — any excess revenue over expenses is returned to the community in the form of new medical technology, expanded hospital services, maintenance and expansion of physical infrastructure and the enhanced ability to hire and maintain skilled workforce.

ANNUAL TAXES

Virtua Our Lady of Lourdes Hospital pays \$2,251,200 annually in taxes including:

- 0.53 Percent Assessment: \$1,986,600
- Adjusted Admissions Assessment: \$171,500
- Newborn Screening Fees: \$93,200
- Other assessments such as New Jersey Poison Information & Education System (NJPIES) and Maternal and Child Health Consortium Assessment
- In addition, hospitals support their local municipalities through voluntary, negotiated payments and in-kind contributions.

SFY 2022 CHARITY CARE SUBSIDY SHORTFALL



Virtua Voorhees

ANNUAL CONTRIBUTIONS TO THE LOCAL AND STATE ECONOMY

Total Expenditures: \$638,651,000

▪ **2,426 full-time equivalent jobs, including:**

Nursing:	689
Therapy:	129
Radiology:	82
Pharmacy:	46
Pathology and Laboratory:	140
Dietary/Housekeeping/Maintenance:	222
Total Employee Payroll:	\$183,630,000
Estimated State Income Taxes Paid by Employees:	\$10,145,600

▪ **Purchased Services of \$62,666,000, including:**

Contracted Labor: \$26,012,000
Pharmaceutical Drugs: \$27,935,000
Dietary/Laundry/Housekeeping Supplies: \$1,361,000
Building Supplies: \$596,000
Utilities: \$6,762,000 including:
\$5,486,000 in Electric
\$691,000 in Oil & Gas
\$585,000 in Water/Sewage/Disposal

ANNUAL CONTRIBUTIONS AS A HEALTHCARE SAFETY NET

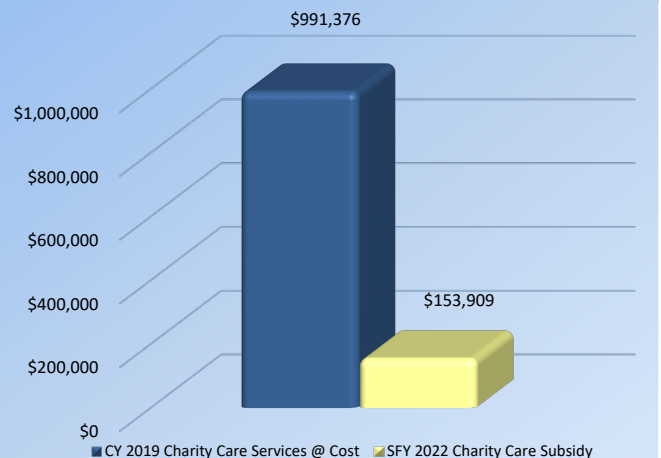
- Hospitals also give back to the community by serving as the primary source of medical services for the state's 692,000 uninsured, thus serving as the healthcare safety net for the most needy.
- In 2020, uninsured patients presented at Virtua Voorhees on 11,557 occasions.
- New Jersey's general hospitals are predominantly not-for-profit entities — any excess revenue over expenses is returned to the community in the form of new medical technology, expanded hospital services, maintenance and expansion of physical infrastructure and the enhanced ability to hire and maintain skilled workforce.

ANNUAL TAXES

Virtua Voorhees pays \$4,976,100 annually in taxes including:

- 0.53 Percent Assessment: \$3,734,200
- Adjusted Admissions Assessment: \$482,000
- Newborn Screening Fees: \$759,900
- Other assessments such as New Jersey Poison Information & Education System (NJPIES) and Maternal and Child Health Consortium Assessment
- In addition, hospitals support their local municipalities through voluntary, negotiated payments and in-kind contributions.

SFY 2022 CHARITY CARE SUBSIDY SHORTFALL



Virtua Willingboro Hospital

ANNUAL CONTRIBUTIONS TO THE LOCAL AND STATE ECONOMY

Total Expenditures: \$117,813,000

▪ **536 full-time equivalent jobs, including:**

Nursing:	223
Therapy:	18
Radiology:	38
Pharmacy:	14
Pathology and Laboratory:	27
Dietary/Housekeeping/Maintenance:	56
Total Employee Payroll:	\$37,230,000
Estimated State Income Taxes Paid by Employees:	\$2,057,000

▪ **Purchased Services of \$14,331,000, including:**

Contracted Labor: \$9,029,000
Pharmaceutical Drugs: \$3,562,000
Dietary/Laundry/Housekeeping Supplies: \$326,000
Building Supplies: \$41,000
Utilities: \$1,373,000 including:
\$954,000 in Electric
\$278,000 in Oil & Gas
\$141,000 in Water/Sewage/Disposal

ANNUAL CONTRIBUTIONS AS A HEALTHCARE SAFETY NET

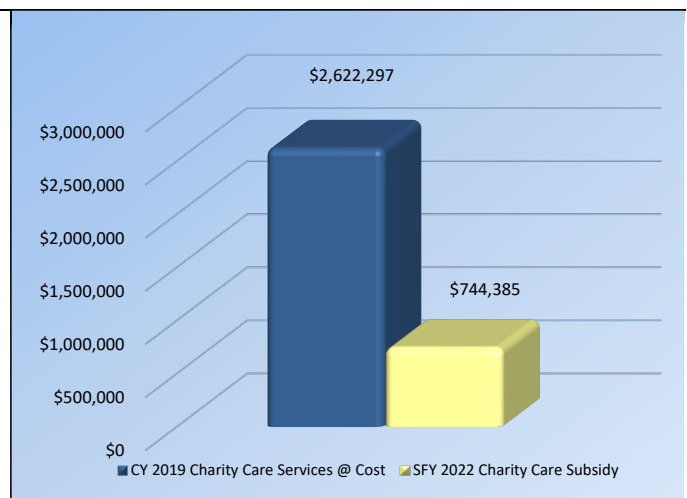
- Hospitals also give back to the community by serving as the primary source of medical services for the state's 692,000 uninsured, thus serving as the healthcare safety net for the most needy.
- In 2020, uninsured patients presented at Virtua Willingboro Hospital on 4,072 occasions.
- New Jersey's general hospitals are predominantly not-for-profit entities — any excess revenue over expenses is returned to the community in the form of new medical technology, expanded hospital services, maintenance and expansion of physical infrastructure and the enhanced ability to hire and maintain skilled workforce.

ANNUAL TAXES

Virtua Willingboro Hospital pays \$715,600 annually in taxes including:

- 0.53 Percent Assessment: \$634,000
- Adjusted Admissions Assessment: \$81,600
- Newborn Screening Fees: \$0
- Other assessments such as New Jersey Poison Information & Education System (NJPIES) and Maternal and Child Health Consortium Assessment
- In addition, hospitals support their local municipalities through voluntary, negotiated payments and in-kind contributions.

SFY 2022 CHARITY CARE SUBSIDY SHORTFALL



Atlantic County Hospitals

ANNUAL CONTRIBUTIONS TO THE LOCAL AND STATE ECONOMY

Total Expenditures: \$890,971,000

▪ **3,606 full-time equivalent jobs, including:**

Nursing:	1,266
Therapy:	90
Radiology:	254
Pharmacy:	161
Pathology and Laboratory:	135
Dietary/Housekeeping/Maintenance:	126
Total Employee Payroll:	\$300,703,000
Estimated State Income Taxes Paid by Employees:	\$16,613,800

▪ **Purchased Services of \$153,879,000, including:**

Contracted Labor: \$78,920,000
Pharmaceutical Drugs: \$56,760,000
Dietary/Laundry/Housekeeping Supplies: \$3,140,000
Building Supplies: \$266,000
Utilities: \$14,793,000 including:
\$9,210,000 in Electric
\$3,565,000 in Oil & Gas
\$2,018,000 in Water/Sewage/Disposal

ANNUAL CONTRIBUTIONS AS A HEALTHCARE SAFETY NET

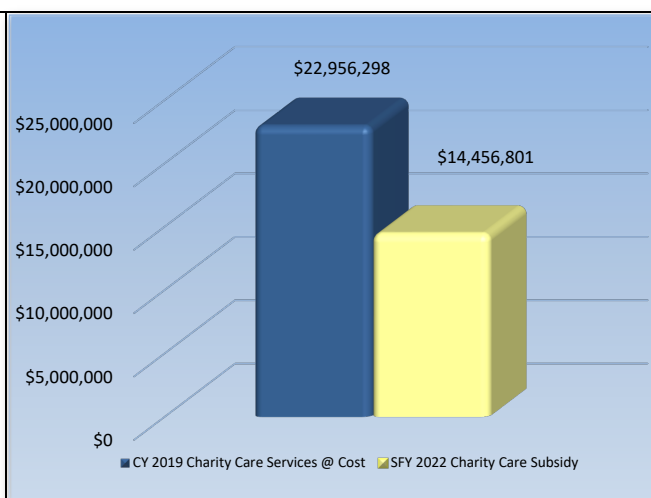
- Hospitals also give back to the community by serving as the primary source of medical services for the state's 692,000 uninsured, thus serving as the healthcare safety net for the most needy.
- In 2020, uninsured patients presented at Atlantic County Hospitals on 32,774 occasions.
- New Jersey's general hospitals are predominantly not-for-profit entities — any excess revenue over expenses is returned to the community in the form of new medical technology, expanded hospital services, maintenance and expansion of physical infrastructure and the enhanced ability to hire and maintain skilled workforce.

ANNUAL TAXES

Atlantic County Hospitals pay \$6,194,100 annually in taxes including:

- 0.53 Percent Assessment: \$5,027,000
- Adjusted Admissions Assessment: \$637,300
- Newborn Screening Fees: \$529,800
- Other assessments such as New Jersey Poison Information & Education System (NJPIES) and Maternal and Child Health Consortium Assessment
- In addition, hospitals support their local municipalities through voluntary, negotiated payments and in-kind contributions.

SFY 2022 CHARITY CARE SUBSIDY SHORTFALL



Bergen County Hospitals

ANNUAL CONTRIBUTIONS TO THE LOCAL AND STATE ECONOMY

Total Expenditures: \$4,205,568,000

▪ **15,914 full-time equivalent jobs, including:**

Nursing:	4,296
Therapy:	578
Radiology:	1,307
Pharmacy:	413
Pathology and Laboratory:	671
Dietary/Housekeeping/Maintenance:	1,347
Total Employee Payroll:	\$1,445,365,000
Estimated State Income Taxes Paid by Employees:	\$79,856,400

▪ **Purchased Services of \$728,727,000, including:**

Contracted Labor: \$216,111,000
Pharmaceutical Drugs: \$457,885,000
Dietary/Laundry/Housekeeping Supplies: \$22,371,000
Building Supplies: \$2,052,000
Utilities: \$30,308,000 including:
\$20,076,000 in Electric
\$5,471,000 in Oil & Gas
\$4,761,000 in Water/Sewage/Disposal

ANNUAL CONTRIBUTIONS AS A HEALTHCARE SAFETY NET

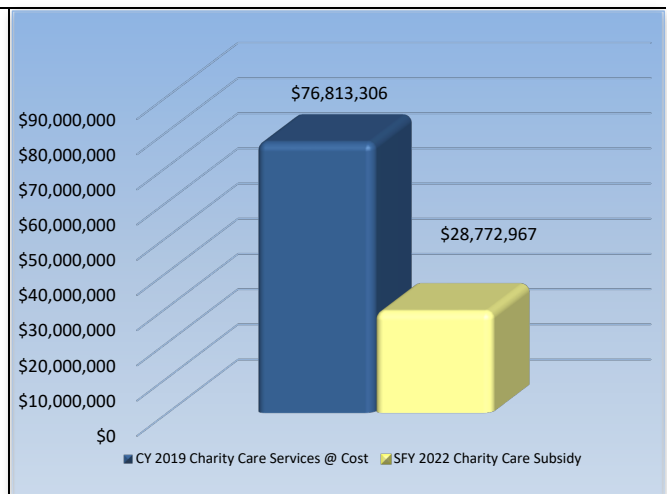
- Hospitals also give back to the community by serving as the primary source of medical services for the state's 692,000 uninsured, thus serving as the healthcare safety net for the most needy.
- In 2020, uninsured patients presented at Bergen County Hospitals on 153,504 occasions.
- New Jersey's general hospitals are predominantly not-for-profit entities — any excess revenue over expenses is returned to the community in the form of new medical technology, expanded hospital services, maintenance and expansion of physical infrastructure and the enhanced ability to hire and maintain skilled workforce.

ANNUAL TAXES

Bergen County Hospitals pay \$28,243,000 annually in taxes including:

- 0.53 Percent Assessment: \$23,721,400
- Adjusted Admissions Assessment: \$2,478,100
- Newborn Screening Fees: \$2,043,500
- Other assessments such as New Jersey Poison Information & Education System (NJPIES) and Maternal and Child Health Consortium Assessment
- In addition, hospitals support their local municipalities through voluntary, negotiated payments and in-kind contributions.

SFY 2022 CHARITY CARE SUBSIDY SHORTFALL



Burlington County Hospitals

ANNUAL CONTRIBUTIONS TO THE LOCAL AND STATE ECONOMY

Total Expenditures: \$806,083,000

▪ **3,462 full-time equivalent jobs, including:**

Nursing:	1,229
Therapy:	142
Radiology:	172
Pharmacy:	91
Pathology and Laboratory:	144
Dietary/Housekeeping/Maintenance:	367
Total Employee Payroll:	\$277,221,000
Estimated State Income Taxes Paid by Employees:	\$15,316,500

▪ **Purchased Services of \$77,154,000, including:**

Contracted Labor: \$38,106,000
Pharmaceutical Drugs: \$27,816,000
Dietary/Laundry/Housekeeping Supplies: \$1,890,000
Building Supplies: \$1,189,000
Utilities: \$8,153,000 including:
\$5,605,000 in Electric
\$1,540,000 in Oil & Gas
\$1,008,000 in Water/Sewage/Disposal

ANNUAL CONTRIBUTIONS AS A HEALTHCARE SAFETY NET

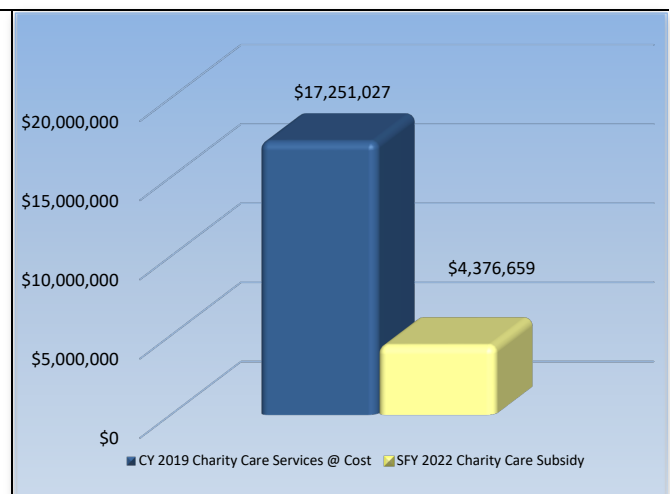
- Hospitals also give back to the community by serving as the primary source of medical services for the state's 692,000 uninsured, thus serving as the healthcare safety net for the most needy.
- In 2020, uninsured patients presented at Burlington County Hospitals on 14,668 occasions.
- New Jersey's general hospitals are predominantly not-for-profit entities — any excess revenue over expenses is returned to the community in the form of new medical technology, expanded hospital services, maintenance and expansion of physical infrastructure and the enhanced ability to hire and maintain skilled workforce.

ANNUAL TAXES

Burlington County Hospitals pay \$5,273,200 annually in taxes including:

- 0.53 Percent Assessment: \$4,461,800
- Adjusted Admissions Assessment: \$516,300
- Newborn Screening Fees: \$295,100
- Other assessments such as New Jersey Poison Information & Education System (NJPIES) and Maternal and Child Health Consortium Assessment
- In addition, hospitals support their local municipalities through voluntary, negotiated payments and in-kind contributions.

SFY 2022 CHARITY CARE SUBSIDY SHORTFALL



Camden County Hospitals

ANNUAL CONTRIBUTIONS TO THE LOCAL AND STATE ECONOMY

Total Expenditures: \$2,823,956,000

▪ **10,429 full-time equivalent jobs, including:**

Nursing:	3,256
Therapy:	414
Radiology:	509
Pharmacy:	227
Pathology and Laboratory:	514
Dietary/Housekeeping/Maintenance:	1,169
Total Employee Payroll:	\$895,900,000
Estimated State Income Taxes Paid by Employees:	\$49,498,500

▪ **Purchased Services of \$212,836,000, including:**

Contracted Labor: \$105,177,000
Pharmaceutical Drugs: \$78,141,000
Dietary/Laundry/Housekeeping Supplies: \$8,775,000
Building Supplies: \$905,000
Utilities: \$19,838,000 including:
\$14,046,000 in Electric
\$2,860,000 in Oil & Gas
\$2,932,000 in Water/Sewage/Disposal

ANNUAL CONTRIBUTIONS AS A HEALTHCARE SAFETY NET

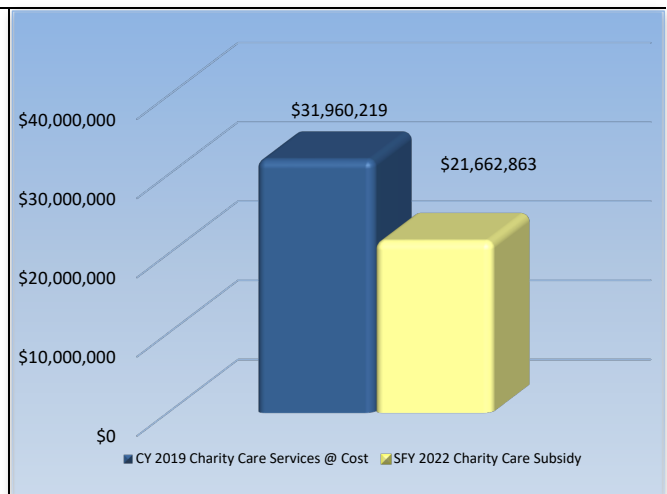
- Hospitals also give back to the community by serving as the primary source of medical services for the state's 692,000 uninsured, thus serving as the healthcare safety net for the most needy.
- In 2020, uninsured patients presented at Camden County Hospitals on 47,361 occasions.
- New Jersey's general hospitals are predominantly not-for-profit entities — any excess revenue over expenses is returned to the community in the form of new medical technology, expanded hospital services, maintenance and expansion of physical infrastructure and the enhanced ability to hire and maintain skilled workforce.

ANNUAL TAXES

Camden County Hospitals pay \$17,944,300 annually in taxes including:

- 0.53 Percent Assessment: \$15,526,900
- Adjusted Admissions Assessment: \$1,353,000
- Newborn Screening Fees: \$1,064,400
- Other assessments such as New Jersey Poison Information & Education System (NJPIES) and Maternal and Child Health Consortium Assessment
- In addition, hospitals support their local municipalities through voluntary, negotiated payments and in-kind contributions.

SFY 2022 CHARITY CARE SUBSIDY SHORTFALL



Cape May County Hospitals

ANNUAL CONTRIBUTIONS TO THE LOCAL AND STATE ECONOMY

Total Expenditures: \$123,220,000

▪ **717 full-time equivalent jobs, including:**

Nursing:	178
Therapy:	30
Radiology:	50
Pharmacy:	18
Pathology and Laboratory:	74
Dietary/Housekeeping/Maintenance:	49
Total Employee Payroll:	\$51,475,000
Estimated State Income Taxes Paid by Employees:	\$2,844,000

▪ **Purchased Services of \$27,093,000, including:**

Contracted Labor: \$18,993,000
Pharmaceutical Drugs: \$5,289,000
Dietary/Laundry/Housekeeping Supplies: \$807,000
Building Supplies: \$14,000
Utilities: \$1,990,000 including:
\$1,301,000 in Electric
\$302,000 in Oil & Gas
\$387,000 in Water/Sewage/Disposal

ANNUAL CONTRIBUTIONS AS A HEALTHCARE SAFETY NET

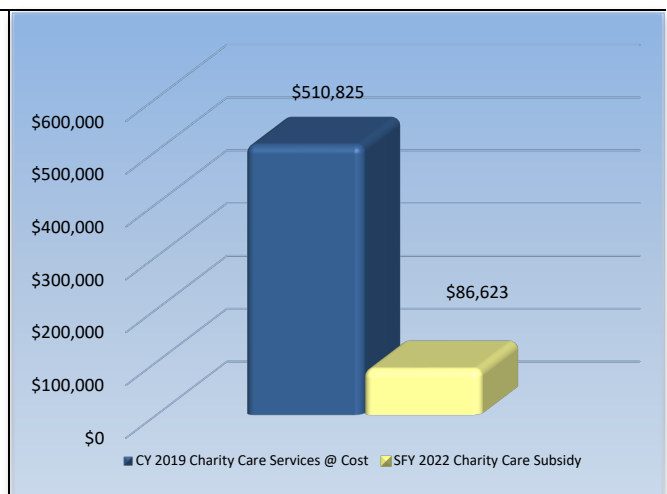
- Hospitals also give back to the community by serving as the primary source of medical services for the state's 692,000 uninsured, thus serving as the healthcare safety net for the most needy.
- In 2020, uninsured patients presented at Cape May County Hospitals on 2,117 occasions.
- New Jersey's general hospitals are predominantly not-for-profit entities — any excess revenue over expenses is returned to the community in the form of new medical technology, expanded hospital services, maintenance and expansion of physical infrastructure and the enhanced ability to hire and maintain skilled workforce.

ANNUAL TAXES

Cape May County Hospitals pay \$874,000 annually in taxes including:

- 0.53 Percent Assessment: \$654,800
- Adjusted Admissions Assessment: \$168,200
- Newborn Screening Fees: \$51,000
- Other assessments such as New Jersey Poison Information & Education System (NJPIES) and Maternal and Child Health Consortium Assessment
- In addition, hospitals support their local municipalities through voluntary, negotiated payments and in-kind contributions.

SFY 2022 CHARITY CARE SUBSIDY SHORTFALL



Cumberland County Hospitals

ANNUAL CONTRIBUTIONS TO THE LOCAL AND STATE ECONOMY

Total Expenditures: \$466,526,000

▪ **2,726 full-time equivalent jobs, including:**

Nursing:	728
Therapy:	44
Radiology:	171
Pharmacy:	36
Pathology and Laboratory:	83
Dietary/Housekeeping/Maintenance:	207
Total Employee Payroll:	\$200,728,000
Estimated State Income Taxes Paid by Employees:	\$11,090,200

▪ **Purchased Services of \$56,165,000, including:**

Contracted Labor: \$32,712,000
Pharmaceutical Drugs: \$12,433,000
Dietary/Laundry/Housekeeping Supplies: \$3,517,000
Building Supplies: \$28,000
Utilities: \$7,475,000 including:
\$5,081,000 in Electric
\$1,424,000 in Oil & Gas
\$970,000 in Water/Sewage/Disposal

ANNUAL CONTRIBUTIONS AS A HEALTHCARE SAFETY NET

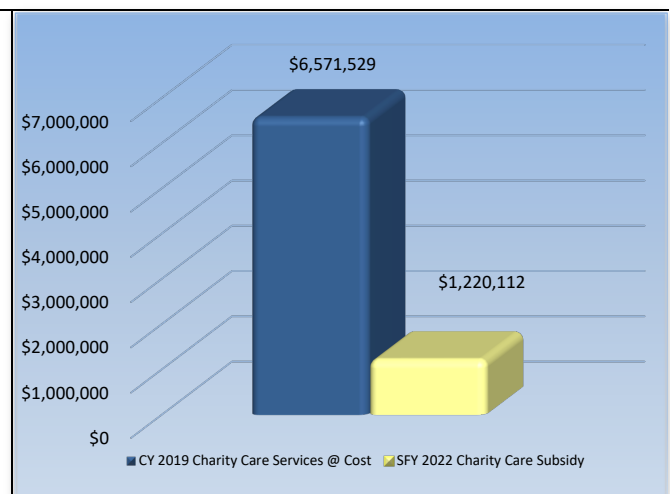
- Hospitals also give back to the community by serving as the primary source of medical services for the state's 692,000 uninsured, thus serving as the healthcare safety net for the most needy.
- In 2020, uninsured patients presented at Cumberland County Hospitals on 17,751 occasions.
- New Jersey's general hospitals are predominantly not-for-profit entities — any excess revenue over expenses is returned to the community in the form of new medical technology, expanded hospital services, maintenance and expansion of physical infrastructure and the enhanced ability to hire and maintain skilled workforce.

ANNUAL TAXES

Cumberland County Hospitals pay \$3,144,200 annually in taxes including:

- 0.53 Percent Assessment: \$2,571,200
- Adjusted Admissions Assessment: \$328,600
- Newborn Screening Fees: \$244,500
- Other assessments such as New Jersey Poison Information & Education System (NJPIES) and Maternal and Child Health Consortium Assessment
- In addition, hospitals support their local municipalities through voluntary, negotiated payments and in-kind contributions.

SFY 2022 CHARITY CARE SUBSIDY SHORTFALL



Essex County Hospitals

ANNUAL CONTRIBUTIONS TO THE LOCAL AND STATE ECONOMY

Total Expenditures: \$3,441,581,000

▪ **13,069 full-time equivalent jobs, including:**

Nursing:	3,630
Therapy:	439
Radiology:	606
Pharmacy:	300
Pathology and Laboratory:	463
Dietary/Housekeeping/Maintenance:	925
Total Employee Payroll:	\$1,170,098,000
Estimated State Income Taxes Paid by Employees:	\$64,647,900

▪ **Purchased Services of \$500,167,000, including:**

Contracted Labor: \$225,655,000
Pharmaceutical Drugs: \$220,118,000
Dietary/Laundry/Housekeeping Supplies: \$21,399,000
Building Supplies: \$2,356,000
Utilities: \$30,639,000 including:
\$15,531,000 in Electric
\$3,082,000 in Oil & Gas
\$12,026,000 in Water/Sewage/Disposal

ANNUAL CONTRIBUTIONS AS A HEALTHCARE SAFETY NET

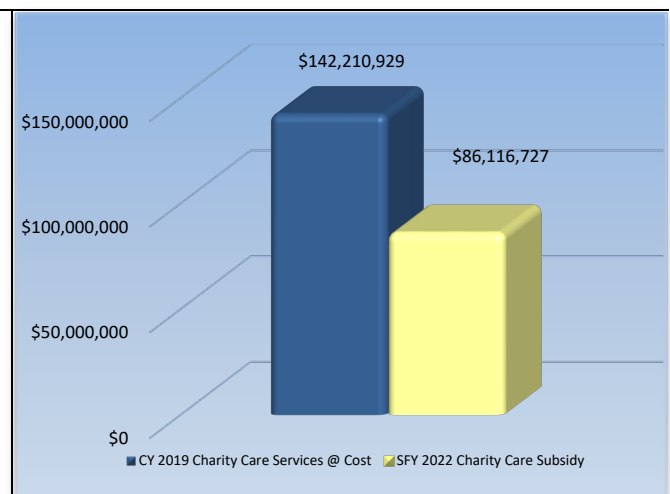
- Hospitals also give back to the community by serving as the primary source of medical services for the state's 692,000 uninsured, thus serving as the healthcare safety net for the most needy.
- In 2020, uninsured patients presented at Essex County Hospitals on 203,513 occasions.
- New Jersey's general hospitals are predominantly not-for-profit entities — any excess revenue over expenses is returned to the community in the form of new medical technology, expanded hospital services, maintenance and expansion of physical infrastructure and the enhanced ability to hire and maintain skilled workforce.

ANNUAL TAXES

Essex County Hospitals pay \$21,010,500 annually in taxes including:

- 0.53 Percent Assessment: \$16,908,800
- Adjusted Admissions Assessment: \$1,628,200
- Newborn Screening Fees: \$2,473,500
- Other assessments such as New Jersey Poison Information & Education System (NJPIES) and Maternal and Child Health Consortium Assessment
- In addition, hospitals support their local municipalities through voluntary, negotiated payments and in-kind contributions.

SFY 2022 CHARITY CARE SUBSIDY SHORTFALL



Gloucester County Hospitals

ANNUAL CONTRIBUTIONS TO THE LOCAL AND STATE ECONOMY

Total Expenditures: \$571,304,000

▪ **2,984 full-time equivalent jobs, including:**

Nursing:	1,254
Therapy:	113
Radiology:	311
Pharmacy:	72
Pathology and Laboratory:	107
Dietary/Housekeeping/Maintenance:	416
Total Employee Payroll:	\$217,332,000
Estimated State Income Taxes Paid by Employees:	\$12,007,600

▪ **Purchased Services of \$94,933,000, including:**

Contracted Labor: \$50,403,000
Pharmaceutical Drugs: \$33,561,000
Dietary/Laundry/Housekeeping Supplies: \$4,133,000
Building Supplies: \$1,153,000
Utilities: \$5,683,000 including:
\$4,035,000 in Electric
\$947,000 in Oil & Gas
\$701,000 in Water/Sewage/Disposal

ANNUAL CONTRIBUTIONS AS A HEALTHCARE SAFETY NET

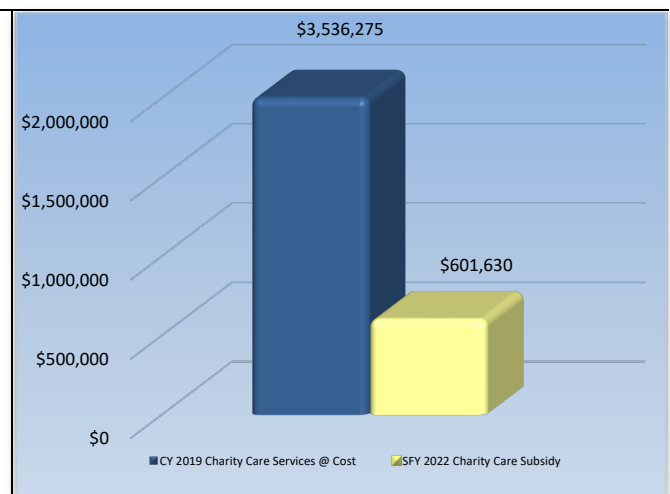
- Hospitals also give back to the community by serving as the primary source of medical services for the state's 692,000 uninsured, thus serving as the healthcare safety net for the most needy.
- In 2020, uninsured patients presented at Gloucester County Hospitals on 6,765 occasions.
- New Jersey's general hospitals are predominantly not-for-profit entities — any excess revenue over expenses is returned to the community in the form of new medical technology, expanded hospital services, maintenance and expansion of physical infrastructure and the enhanced ability to hire and maintain skilled workforce.

ANNUAL TAXES

Gloucester County Hospitals pay \$3,489,400 annually in taxes including:

- 0.53 Percent Assessment: \$2,792,000
- Adjusted Admissions Assessment: \$377,500
- Newborn Screening Fees: \$319,800
- Other assessments such as New Jersey Poison Information & Education System (NJPIES) and Maternal and Child Health Consortium Assessment
- In addition, hospitals support their local municipalities through voluntary, negotiated payments and in-kind contributions.

SFY 2022 CHARITY CARE SUBSIDY SHORTFALL



Hudson County Hospitals

ANNUAL CONTRIBUTIONS TO THE LOCAL AND STATE ECONOMY

Total Expenditures: \$1,303,479,000

▪ **5,867 full-time equivalent jobs, including:**

Nursing:	1,487
Therapy:	193
Radiology:	246
Pharmacy:	148
Pathology and Laboratory:	219
Dietary/Housekeeping/Maintenance:	630
Total Employee Payroll:	\$453,642,000
Estimated State Income Taxes Paid by Employees:	\$25,063,700

▪ **Purchased Services of \$251,379,000, including:**

Contracted Labor: \$192,886,000
Pharmaceutical Drugs: \$39,253,000
Dietary/Laundry/Housekeeping Supplies: \$6,147,000
Building Supplies: \$676,000
Utilities: \$12,417,000 including:
\$6,460,000 in Electric
\$2,161,000 in Oil & Gas
\$3,796,000 in Water/Sewage/Disposal

ANNUAL CONTRIBUTIONS AS A HEALTHCARE SAFETY NET

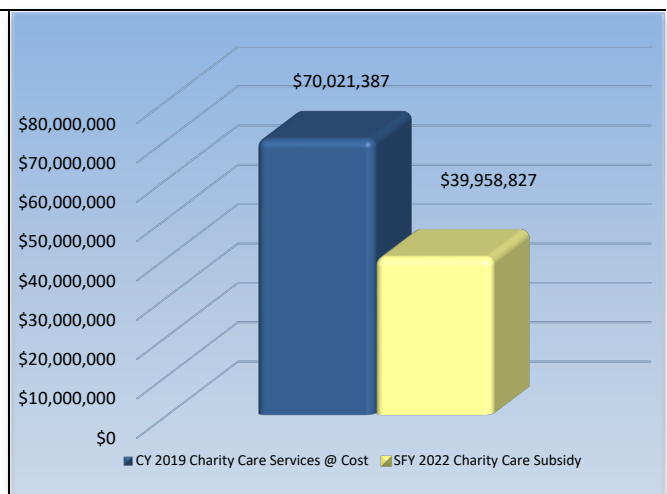
- Hospitals also give back to the community by serving as the primary source of medical services for the state's 692,000 uninsured, thus serving as the healthcare safety net for the most needy.
- In 2020, uninsured patients presented at Hudson County Hospitals on 96,983 occasions.
- New Jersey's general hospitals are predominantly not-for-profit entities — any excess revenue over expenses is returned to the community in the form of new medical technology, expanded hospital services, maintenance and expansion of physical infrastructure and the enhanced ability to hire and maintain skilled workforce.

ANNUAL TAXES

Hudson County Hospitals pay \$7,964,000 annually in taxes including:

- 0.53 Percent Assessment: \$6,603,500
- Adjusted Admissions Assessment: \$737,700
- Newborn Screening Fees: \$622,800
- Other assessments such as New Jersey Poison Information & Education System (NJPIES) and Maternal and Child Health Consortium Assessment
- In addition, hospitals support their local municipalities through voluntary, negotiated payments and in-kind contributions.

SFY 2022 CHARITY CARE SUBSIDY SHORTFALL



Hunterdon County Hospitals

ANNUAL CONTRIBUTIONS TO THE LOCAL AND STATE ECONOMY

Total Expenditures: \$352,789,000

▪ **2,003 full-time equivalent jobs, including:**

Nursing:	289
Therapy:	74
Radiology:	78
Pharmacy:	28
Pathology and Laboratory:	72
Dietary/Housekeeping/Maintenance:	127
Total Employee Payroll:	\$168,192,000
Estimated State Income Taxes Paid by Employees:	\$9,292,600

▪ **Purchased Services of \$15,345,000, including:**

Contracted Labor: \$3,566,000
Pharmaceutical Drugs: \$7,418,000
Dietary/Laundry/Housekeeping Supplies: \$1,064,000
Building Supplies: \$833,000
Utilities: \$2,464,000 including:
\$1,665,000 in Electric
\$507,000 in Oil & Gas
\$292,000 in Water/Sewage/Disposal

ANNUAL CONTRIBUTIONS AS A HEALTHCARE SAFETY NET

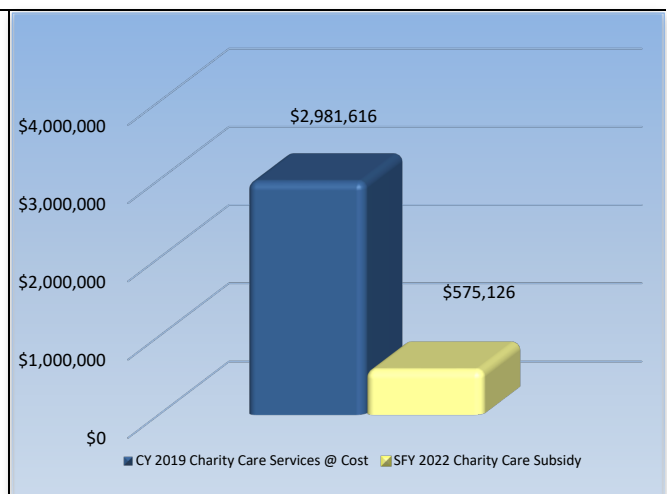
- Hospitals also give back to the community by serving as the primary source of medical services for the state's 692,000 uninsured, thus serving as the healthcare safety net for the most needy.
- In 2020, uninsured patients presented at Hunterdon County Hospitals on 17,060 occasions.
- New Jersey's general hospitals are predominantly not-for-profit entities — any excess revenue over expenses is returned to the community in the form of new medical technology, expanded hospital services, maintenance and expansion of physical infrastructure and the enhanced ability to hire and maintain skilled workforce.

ANNUAL TAXES

Hunterdon County Hospitals pay \$2,282,100 annually in taxes including:

- 0.53 Percent Assessment: \$1,864,400
- Adjusted Admissions Assessment: \$270,400
- Newborn Screening Fees: \$147,300
- Other assessments such as New Jersey Poison Information & Education System (NJPIES) and Maternal and Child Health Consortium Assessment
- In addition, hospitals support their local municipalities through voluntary, negotiated payments and in-kind contributions.

SFY 2022 CHARITY CARE SUBSIDY SHORTFALL



Mercer County Hospitals

ANNUAL CONTRIBUTIONS TO THE LOCAL AND STATE ECONOMY

Total Expenditures: \$1,249,738,000

▪ **5,747 full-time equivalent jobs, including:**

Nursing:	1,342
Therapy:	250
Radiology:	340
Pharmacy:	130
Pathology and Laboratory:	188
Dietary/Housekeeping/Maintenance:	468
Total Employee Payroll:	\$507,332,000
Estimated State Income Taxes Paid by Employees:	\$28,030,100

▪ **Purchased Services of \$173,856,000, including:**

Contracted Labor: \$97,626,000
Pharmaceutical Drugs: \$58,292,000
Dietary/Laundry/Housekeeping Supplies: \$4,440,000
Building Supplies: \$701,000
Utilities: \$12,797,000 including:
\$8,903,000 in Electric
\$1,868,000 in Oil & Gas
\$2,100,000 in Water/Sewage/Disposal

ANNUAL CONTRIBUTIONS AS A HEALTHCARE SAFETY NET

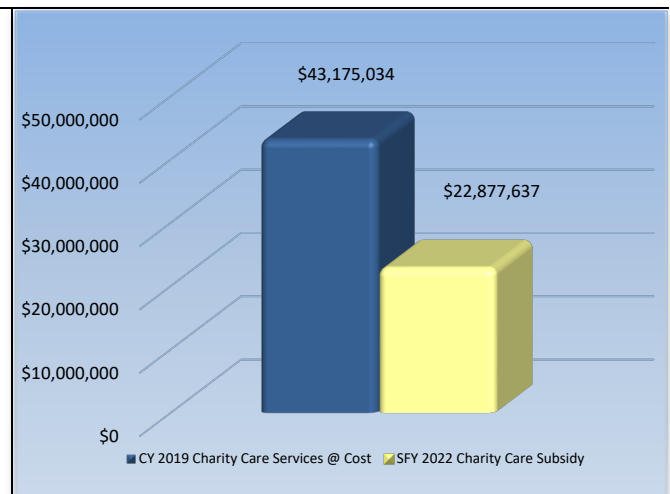
- Hospitals also give back to the community by serving as the primary source of medical services for the state's 692,000 uninsured, thus serving as the healthcare safety net for the most needy.
- In 2020, uninsured patients presented at Mercer County Hospitals on 116,204 occasions.
- New Jersey's general hospitals are predominantly not-for-profit entities — any excess revenue over expenses is returned to the community in the form of new medical technology, expanded hospital services, maintenance and expansion of physical infrastructure and the enhanced ability to hire and maintain skilled workforce.

ANNUAL TAXES

Mercer County Hospitals pay \$7,992,000 annually in taxes including:

- 0.53 Percent Assessment: \$6,375,400
- Adjusted Admissions Assessment: \$667,100
- Newborn Screening Fees: \$949,500
- Other assessments such as New Jersey Poison Information & Education System (NJPIES) and Maternal and Child Health Consortium Assessment
- In addition, hospitals support their local municipalities through voluntary, negotiated payments and in-kind contributions.

SFY 2022 CHARITY CARE SUBSIDY SHORTFALL



Middlesex County Hospitals

ANNUAL CONTRIBUTIONS TO THE LOCAL AND STATE ECONOMY

Total Expenditures: \$3,149,664,000

▪ **12,517 full-time equivalent jobs, including:**

Nursing:	3,713
Therapy:	598
Radiology:	500
Pharmacy:	285
Pathology and Laboratory:	555
Dietary/Housekeeping/Maintenance:	1,059
Total Employee Payroll:	\$1,194,154,000
Estimated State Income Taxes Paid by Employees:	\$65,977,000

▪ **Purchased Services of \$442,468,000, including:**

Contracted Labor: \$174,023,000
Pharmaceutical Drugs: \$214,971,000
Dietary/Laundry/Housekeeping Supplies: \$22,766,000
Building Supplies: \$2,666,000
Utilities: \$28,042,000 including:
\$13,685,000 in Electric
\$7,927,000 in Oil & Gas
\$6,587,000 in Water/Sewage/Disposal

ANNUAL CONTRIBUTIONS AS A HEALTHCARE SAFETY NET

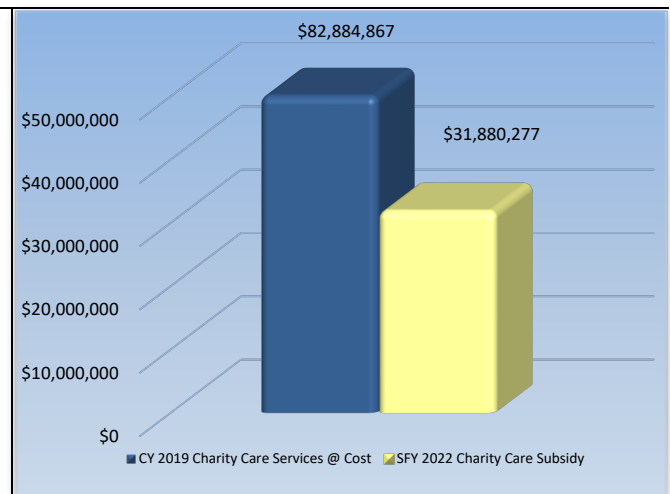
- Hospitals also give back to the community by serving as the primary source of medical services for the state's 692,000 uninsured, thus serving as the healthcare safety net for the most needy.
- In 2020, uninsured patients presented at Middlesex County Hospitals on 122,602 occasions.
- New Jersey's general hospitals are predominantly not-for-profit entities — any excess revenue over expenses is returned to the community in the form of new medical technology, expanded hospital services, maintenance and expansion of physical infrastructure and the enhanced ability to hire and maintain skilled workforce.

ANNUAL TAXES

Middlesex County Hospitals pay \$19,654,400 annually in taxes including:

- 0.53 Percent Assessment: \$16,199,500
- Adjusted Admissions Assessment: \$1,740,000
- Newborn Screening Fees: \$1,715,000
- Other assessments such as New Jersey Poison Information & Education System (NJPIES) and Maternal and Child Health Consortium Assessment
- In addition, hospitals support their local municipalities through voluntary, negotiated payments and in-kind contributions.

SFY 2022 CHARITY CARE SUBSIDY SHORTFALL



Monmouth County Hospitals

ANNUAL CONTRIBUTIONS TO THE LOCAL AND STATE ECONOMY

Total Expenditures: \$2,225,067,000

▪ **9,882 full-time equivalent jobs, including:**

Nursing:	3,135
Therapy:	363
Radiology:	522
Pharmacy:	231
Pathology and Laboratory:	364
Dietary/Housekeeping/Maintenance:	785
Total Employee Payroll:	\$812,881,000
Estimated State Income Taxes Paid by Employees:	\$44,911,700

▪ **Purchased Services of \$310,542,000, including:**

Contracted Labor: \$119,726,000
Pharmaceutical Drugs: \$150,516,000
Dietary/Laundry/Housekeeping Supplies: \$14,490,000
Building Supplies: \$9,557,000
Utilities: \$16,253,000 including:
\$9,474,000 in Electric
\$4,133,000 in Oil & Gas
\$2,646,000 in Water/Sewage/Disposal

ANNUAL CONTRIBUTIONS AS A HEALTHCARE SAFETY NET

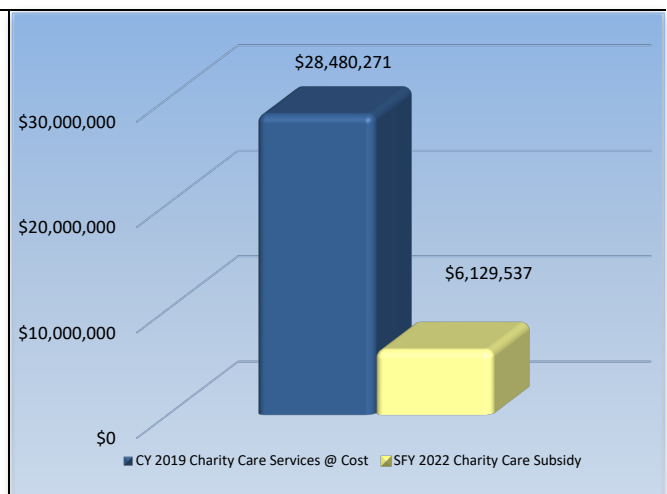
- Hospitals also give back to the community by serving as the primary source of medical services for the state's 692,000 uninsured, thus serving as the healthcare safety net for the most needy.
- In 2020, uninsured patients presented at Monmouth County Hospitals on 37,147 occasions.
- New Jersey's general hospitals are predominantly not-for-profit entities — any excess revenue over expenses is returned to the community in the form of new medical technology, expanded hospital services, maintenance and expansion of physical infrastructure and the enhanced ability to hire and maintain skilled workforce.

ANNUAL TAXES

Monmouth County Hospitals pay \$14,622,300 annually in taxes including:

- 0.53 Percent Assessment: \$11,498,300
- Adjusted Admissions Assessment: \$1,309,700
- Newborn Screening Fees: \$1,814,300
- Other assessments such as New Jersey Poison Information & Education System (NJPIES) and Maternal and Child Health Consortium Assessment
- In addition, hospitals support their local municipalities through voluntary, negotiated payments and in-kind contributions.

SFY 2022 CHARITY CARE SUBSIDY SHORTFALL



Morris County Hospitals

ANNUAL CONTRIBUTIONS TO THE LOCAL AND STATE ECONOMY

Total Expenditures: \$1,802,883,000

▪ **8,638 full-time equivalent jobs, including:**

Nursing:	2,272
Therapy:	344
Radiology:	463
Pharmacy:	207
Pathology and Laboratory:	359
Dietary/Housekeeping/Maintenance:	779
Total Employee Payroll:	\$714,914,000
Estimated State Income Taxes Paid by Employees:	\$39,499,000

▪ **Purchased Services of \$203,393,000, including:**

Contracted Labor: \$37,259,000
Pharmaceutical Drugs: \$136,390,000
Dietary/Laundry/Housekeeping Supplies: \$10,066,000
Building Supplies: \$1,939,000
Utilities: \$17,739,000 including:
\$10,095,000 in Electric
\$4,121,000 in Oil & Gas
\$3,523,000 in Water/Sewage/Disposal

ANNUAL CONTRIBUTIONS AS A HEALTHCARE SAFETY NET

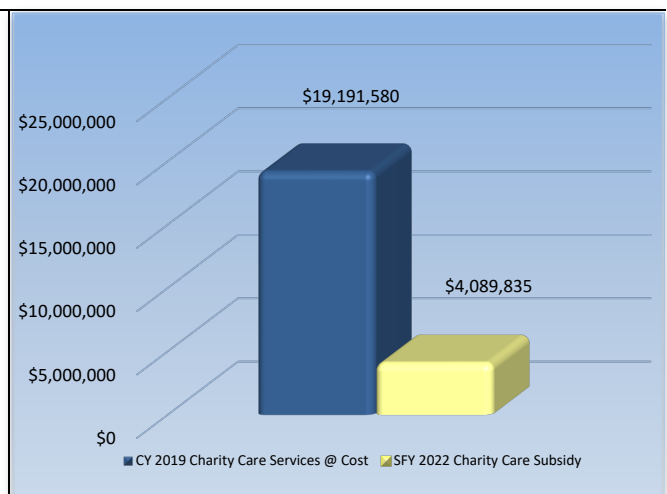
- Hospitals also give back to the community by serving as the primary source of medical services for the state's 692,000 uninsured, thus serving as the healthcare safety net for the most needy.
- In 2020, uninsured patients presented at Morris County Hospitals on 63,717 occasions.
- New Jersey's general hospitals are predominantly not-for-profit entities — any excess revenue over expenses is returned to the community in the form of new medical technology, expanded hospital services, maintenance and expansion of physical infrastructure and the enhanced ability to hire and maintain skilled workforce.

ANNUAL TAXES

Morris County Hospitals pay \$12,832,600 annually in taxes including:

- 0.53 Percent Assessment: \$10,890,500
- Adjusted Admissions Assessment: \$1,052,600
- Newborn Screening Fees: \$889,500
- Other assessments such as New Jersey Poison Information & Education System (NJPIES) and Maternal and Child Health Consortium Assessment
- In addition, hospitals support their local municipalities through voluntary, negotiated payments and in-kind contributions.

SFY 2022 CHARITY CARE SUBSIDY SHORTFALL



Ocean County Hospitals

ANNUAL CONTRIBUTIONS TO THE LOCAL AND STATE ECONOMY

Total Expenditures: \$1,195,565,000

▪ **5,452 full-time equivalent jobs, including:**

Nursing:	1,714
Therapy:	275
Radiology:	352
Pharmacy:	167
Pathology and Laboratory:	172
Dietary/Housekeeping/Maintenance:	436
Total Employee Payroll:	\$437,714,000
Estimated State Income Taxes Paid by Employees:	\$24,183,700

▪ **Purchased Services of \$215,664,000, including:**

Contracted Labor: \$72,900,000
Pharmaceutical Drugs: \$120,411,000
Dietary/Laundry/Housekeeping Supplies: \$9,154,000
Building Supplies: \$961,000
Utilities: \$12,238,000 including:
\$7,207,000 in Electric
\$2,069,000 in Oil & Gas
\$2,962,000 in Water/Sewage/Disposal

ANNUAL CONTRIBUTIONS AS A HEALTHCARE SAFETY NET

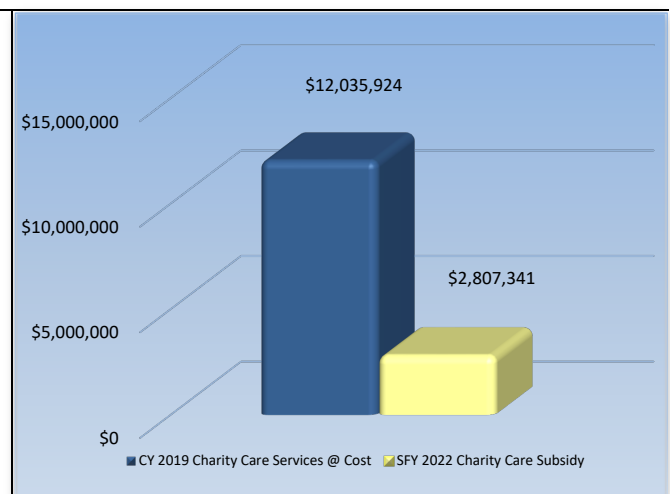
- Hospitals also give back to the community by serving as the primary source of medical services for the state's 692,000 uninsured, thus serving as the healthcare safety net for the most needy.
- In 2020, uninsured patients presented at Ocean County Hospitals on 21,783 occasions.
- New Jersey's general hospitals are predominantly not-for-profit entities — any excess revenue over expenses is returned to the community in the form of new medical technology, expanded hospital services, maintenance and expansion of physical infrastructure and the enhanced ability to hire and maintain skilled workforce.

ANNUAL TAXES

Ocean County Hospitals pay \$7,433,600 annually in taxes including:

- 0.53 Percent Assessment: \$6,258,800
- Adjusted Admissions Assessment: \$787,100
- Newborn Screening Fees: \$387,600
- Other assessments such as New Jersey Poison Information & Education System (NJPIES) and Maternal and Child Health Consortium Assessment
- In addition, hospitals support their local municipalities through voluntary, negotiated payments and in-kind contributions.

SFY 2022 CHARITY CARE SUBSIDY SHORTFALL



Passaic County Hospitals

ANNUAL CONTRIBUTIONS TO THE LOCAL AND STATE ECONOMY

Total Expenditures: \$1,129,441,000

▪ **5,215 full-time equivalent jobs, including:**

Nursing:	1,225
Therapy:	177
Radiology:	252
Pharmacy:	136
Pathology and Laboratory:	158
Dietary/Housekeeping/Maintenance:	406
Total Employee Payroll:	\$494,099,000
Estimated State Income Taxes Paid by Employees:	\$27,299,000

▪ **Purchased Services of \$177,180,000, including:**

Contracted Labor: \$116,347,000
Pharmaceutical Drugs: \$43,362,000
Dietary/Laundry/Housekeeping Supplies: \$4,443,000
Building Supplies: \$2,643,000
Utilities: \$10,385,000 including:
\$7,015,000 in Electric
\$1,691,000 in Oil & Gas
\$1,679,000 in Water/Sewage/Disposal

ANNUAL CONTRIBUTIONS AS A HEALTHCARE SAFETY NET

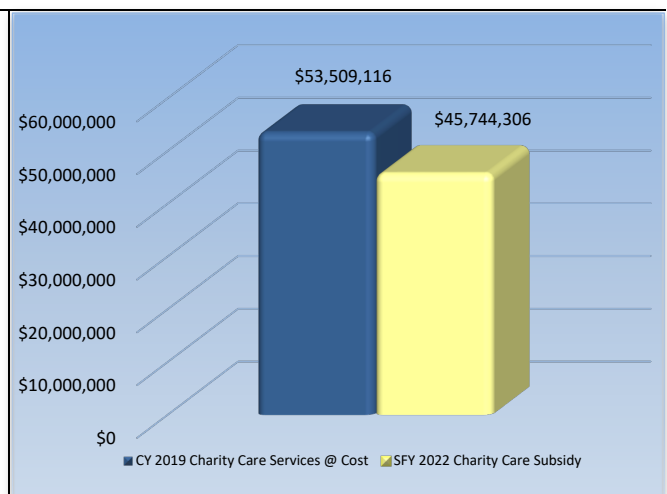
- Hospitals also give back to the community by serving as the primary source of medical services for the state's 692,000 uninsured, thus serving as the healthcare safety net for the most needy.
- In 2020, uninsured patients presented at Passaic County Hospitals on 89,520 occasions.
- New Jersey's general hospitals are predominantly not-for-profit entities — any excess revenue over expenses is returned to the community in the form of new medical technology, expanded hospital services, maintenance and expansion of physical infrastructure and the enhanced ability to hire and maintain skilled workforce.

ANNUAL TAXES

Passaic County Hospitals pay \$7,032,200 annually in taxes including:

- 0.53 Percent Assessment: \$6,033,800
- Adjusted Admissions Assessment: \$521,300
- Newborn Screening Fees: \$477,200
- Other assessments such as New Jersey Poison Information & Education System (NJPIES) and Maternal and Child Health Consortium Assessment
- In addition, hospitals support their local municipalities through voluntary, negotiated payments and in-kind contributions.

SFY 2022 CHARITY CARE SUBSIDY SHORTFALL



Salem County Hospitals

ANNUAL CONTRIBUTIONS TO THE LOCAL AND STATE ECONOMY

Total Expenditures: \$118,937,000

▪ **605 full-time equivalent jobs, including:**

Nursing:	145
Therapy:	18
Radiology:	45
Pharmacy:	16
Pathology and Laboratory:	34
Dietary/Housekeeping/Maintenance:	67
Total Employee Payroll:	\$42,594,000
Estimated State Income Taxes Paid by Employees:	\$2,353,300

▪ **Purchased Services of \$28,253,000, including:**

Contracted Labor: \$22,304,000
Pharmaceutical Drugs: \$2,696,000
Dietary/Laundry/Housekeeping Supplies: \$995,000
Building Supplies: \$92,000
Utilities: \$2,166,000 including:
\$1,443,000 in Electric
\$410,000 in Oil & Gas
\$313,000 in Water/Sewage/Disposal

ANNUAL CONTRIBUTIONS AS A HEALTHCARE SAFETY NET

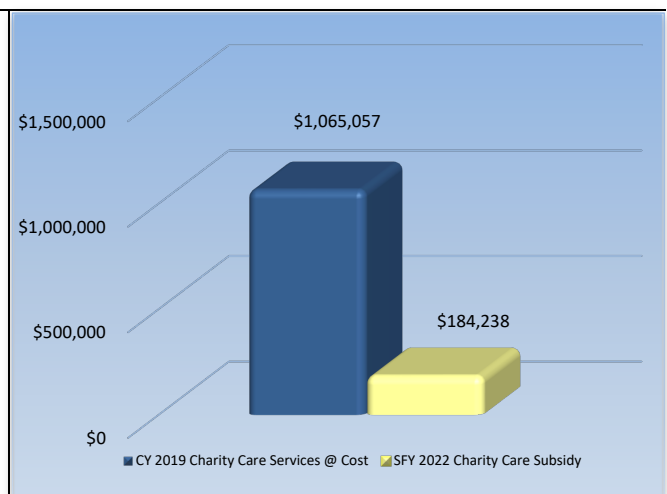
- Hospitals also give back to the community by serving as the primary source of medical services for the state's 692,000 uninsured, thus serving as the healthcare safety net for the most needy.
- In 2020, uninsured patients presented at Salem County Hospitals on 3,682 occasions.
- New Jersey's general hospitals are predominantly not-for-profit entities — any excess revenue over expenses is returned to the community in the form of new medical technology, expanded hospital services, maintenance and expansion of physical infrastructure and the enhanced ability to hire and maintain skilled workforce.

ANNUAL TAXES

Salem County Hospitals pay \$806,900 annually in taxes including:

- 0.53 Percent Assessment: \$664,200
- Adjusted Admissions Assessment: \$104,200
- Newborn Screening Fees: \$38,600
- Other assessments such as New Jersey Poison Information & Education System (NJPIES) and Maternal and Child Health Consortium Assessment
- In addition, hospitals support their local municipalities through voluntary, negotiated payments and in-kind contributions.

SFY 2022 CHARITY CARE SUBSIDY SHORTFALL



Somerset County Hospitals

ANNUAL CONTRIBUTIONS TO THE LOCAL AND STATE ECONOMY

Total Expenditures: \$324,472,000

▪ **1,644 full-time equivalent jobs, including:**

Nursing:	478
Therapy:	109
Radiology:	95
Pharmacy:	35
Pathology and Laboratory:	90
Dietary/Housekeeping/Maintenance:	155
Total Employee Payroll:	\$127,943,000
Estimated State Income Taxes Paid by Employees:	\$7,068,900

▪ **Purchased Services of \$41,740,000, including:**

Contracted Labor: \$15,396,000
Pharmaceutical Drugs: \$18,373,000
Dietary/Laundry/Housekeeping Supplies: \$3,119,000
Building Supplies: \$1,165,000
Utilities: \$3,687,000 including:
\$2,331,000 in Electric
\$523,000 in Oil & Gas
\$834,000 in Water/Sewage/Disposal

ANNUAL CONTRIBUTIONS AS A HEALTHCARE SAFETY NET

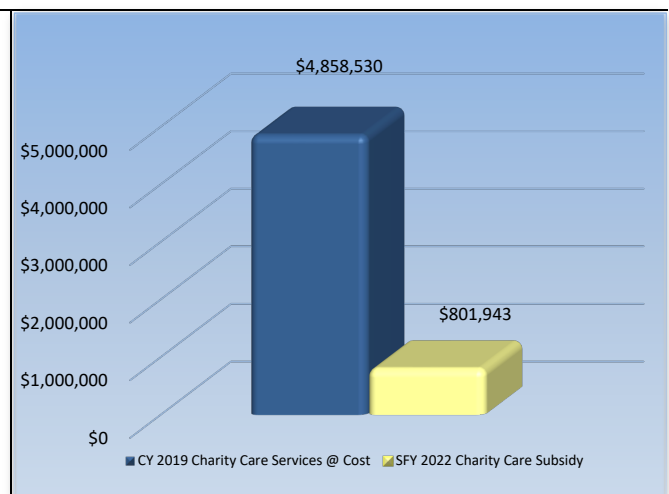
- Hospitals also give back to the community by serving as the primary source of medical services for the state's 692,000 uninsured, thus serving as the healthcare safety net for the most needy.
- In 2020, uninsured patients presented at Somerset County Hospitals on 11,061 occasions.
- New Jersey's general hospitals are predominantly not-for-profit entities — any excess revenue over expenses is returned to the community in the form of new medical technology, expanded hospital services, maintenance and expansion of physical infrastructure and the enhanced ability to hire and maintain skilled workforce.

ANNUAL TAXES

Somerset County Hospitals pay \$2,138,200 annually in taxes including:

- 0.53 Percent Assessment: \$1,803,400
- Adjusted Admissions Assessment: \$214,800
- Newborn Screening Fees: \$120,000
- Other assessments such as New Jersey Poison Information & Education System (NJPIES) and Maternal and Child Health Consortium Assessment
- In addition, hospitals support their local municipalities through voluntary, negotiated payments and in-kind contributions.

SFY 2022 CHARITY CARE SUBSIDY SHORTFALL



Sussex County Hospitals

ANNUAL CONTRIBUTIONS TO THE LOCAL AND STATE ECONOMY

Total Expenditures: \$183,678,000

▪ **1,021 full-time equivalent jobs, including:**

Nursing:	336
Therapy:	43
Radiology:	36
Pharmacy:	29
Pathology and Laboratory:	32
Dietary/Housekeeping/Maintenance:	98
Total Employee Payroll:	\$81,878,000
Estimated State Income Taxes Paid by Employees:	\$4,523,800

▪ **Purchased Services of \$20,709,000, including:**

Contracted Labor: \$2,708,000
Pharmaceutical Drugs: \$14,190,000
Dietary/Laundry/Housekeeping Supplies: \$1,596,000
Building Supplies: \$116,000
Utilities: \$2,099,000 including:
\$1,129,000 in Electric
\$354,000 in Oil & Gas
\$616,000 in Water/Sewage/Disposal

ANNUAL CONTRIBUTIONS AS A HEALTHCARE SAFETY NET

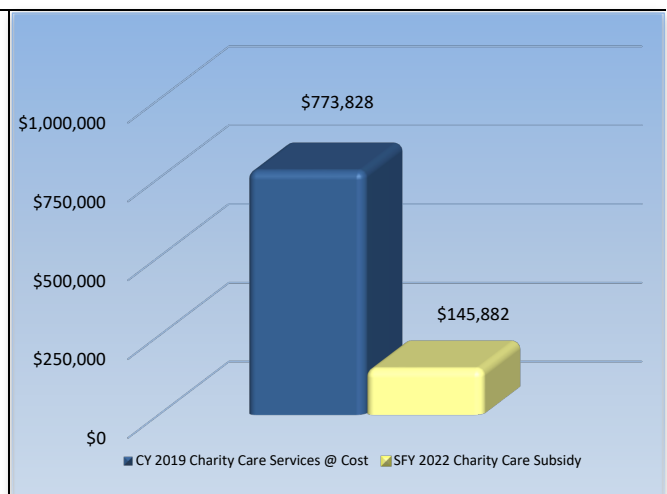
- Hospitals also give back to the community by serving as the primary source of medical services for the state's 692,000 uninsured, thus serving as the healthcare safety net for the most needy.
- In 2020, uninsured patients presented at Sussex County Hospitals on 3,820 occasions.
- New Jersey's general hospitals are predominantly not-for-profit entities — any excess revenue over expenses is returned to the community in the form of new medical technology, expanded hospital services, maintenance and expansion of physical infrastructure and the enhanced ability to hire and maintain skilled workforce.

ANNUAL TAXES

Sussex County Hospitals pay \$1,202,500 annually in taxes including:

- 0.53 Percent Assessment: \$993,500
- Adjusted Admissions Assessment: \$133,000
- Newborn Screening Fees: \$76,100
- Other assessments such as New Jersey Poison Information & Education System (NJPIES) and Maternal and Child Health Consortium Assessment
- In addition, hospitals support their local municipalities through voluntary, negotiated payments and in-kind contributions.

SFY 2022 CHARITY CARE SUBSIDY SHORTFALL



Union County Hospitals

ANNUAL CONTRIBUTIONS TO THE LOCAL AND STATE ECONOMY

Total Expenditures: \$1,180,730,000

▪ **6,146 full-time equivalent jobs, including:**

Nursing:	1,349
Therapy:	184
Radiology:	285
Pharmacy:	121
Pathology and Laboratory:	138
Dietary/Housekeeping/Maintenance:	580
Total Employee Payroll:	\$487,239,000
Estimated State Income Taxes Paid by Employees:	\$26,920,000

▪ **Purchased Services of \$165,388,000, including:**

Contracted Labor: \$33,515,000
Pharmaceutical Drugs: \$110,712,000
Dietary/Laundry/Housekeeping Supplies: \$8,193,000
Building Supplies: \$1,090,000
Utilities: \$11,878,000 including:
\$6,585,000 in Electric
\$2,454,000 in Oil & Gas
\$2,839,000 in Water/Sewage/Disposal

ANNUAL CONTRIBUTIONS AS A HEALTHCARE SAFETY NET

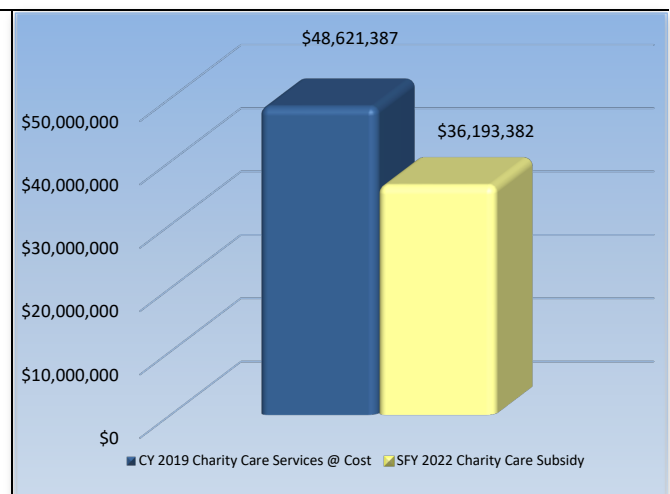
- Hospitals also give back to the community by serving as the primary source of medical services for the state's 692,000 uninsured, thus serving as the healthcare safety net for the most needy.
- In 2020, uninsured patients presented at Union County Hospitals on 83,084 occasions.
- New Jersey's general hospitals are predominantly not-for-profit entities — any excess revenue over expenses is returned to the community in the form of new medical technology, expanded hospital services, maintenance and expansion of physical infrastructure and the enhanced ability to hire and maintain skilled workforce.

ANNUAL TAXES

Union County Hospitals pay \$4,246,600 annually in taxes including:

- 0.53 Percent Assessment: \$3,020,500
- Adjusted Admissions Assessment: \$740,800
- Newborn Screening Fees: \$485,300
- Other assessments such as New Jersey Poison Information & Education System (NJPIES) and Maternal and Child Health Consortium Assessment
- In addition, hospitals support their local municipalities through voluntary, negotiated payments and in-kind contributions.

SFY 2022 CHARITY CARE SUBSIDY SHORTFALL



Warren County Hospitals

ANNUAL CONTRIBUTIONS TO THE LOCAL AND STATE ECONOMY

Total Expenditures: \$222,004,000

▪ **1,156 full-time equivalent jobs, including:**

Nursing:	252
Therapy:	89
Radiology:	86
Pharmacy:	31
Pathology and Laboratory:	41
Dietary/Housekeeping/Maintenance:	126
Total Employee Payroll:	\$88,289,000
Estimated State Income Taxes Paid by Employees:	\$4,878,000

▪ **Purchased Services of \$30,982,000, including:**

Contracted Labor: \$4,770,000
Pharmaceutical Drugs: \$21,406,000
Dietary/Laundry/Housekeeping Supplies: \$1,341,000
Building Supplies: \$316,000
Utilities: \$3,149,000 including:
\$1,842,000 in Electric
\$510,000 in Oil & Gas
\$797,000 in Water/Sewage/Disposal

ANNUAL CONTRIBUTIONS AS A HEALTHCARE SAFETY NET

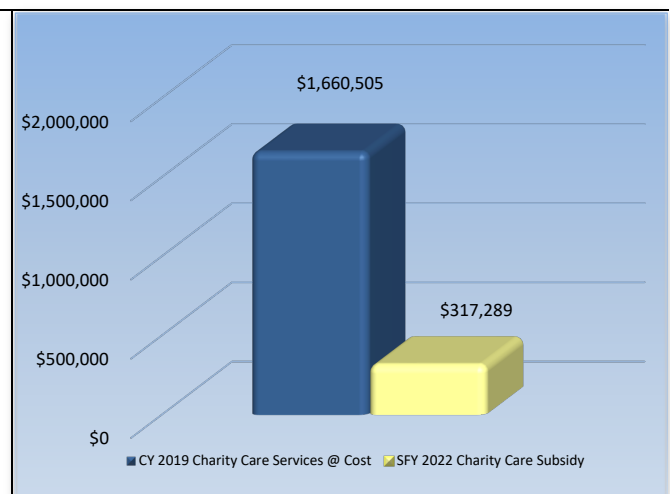
- Hospitals also give back to the community by serving as the primary source of medical services for the state's 692,000 uninsured, thus serving as the healthcare safety net for the most needy.
- In 2020, uninsured patients presented at Warren County Hospitals on 5,405 occasions.
- New Jersey's general hospitals are predominantly not-for-profit entities — any excess revenue over expenses is returned to the community in the form of new medical technology, expanded hospital services, maintenance and expansion of physical infrastructure and the enhanced ability to hire and maintain skilled workforce.

ANNUAL TAXES

Warren County Hospitals pay \$1,424,300 annually in taxes including:

- 0.53 Percent Assessment: \$1,258,600
- Adjusted Admissions Assessment: \$165,800
- Newborn Screening Fees: \$0
- Other assessments such as New Jersey Poison Information & Education System (NJPIES) and Maternal and Child Health Consortium Assessment
- In addition, hospitals support their local municipalities through voluntary, negotiated payments and in-kind contributions.

SFY 2022 CHARITY CARE SUBSIDY SHORTFALL





760 Alexander Road, Princeton, NJ 08540

www.njha.com