

NEW JERSEY
HOSPITAL ASSOCIATION

2021

ECONOMIC IMPACT REPORT

NEW JERSEY
HOSPITAL ASSOCIATION

2021

ECONOMIC IMPACT REPORT

©2021 NEW JERSEY HOSPITAL ASSOCIATION

Published by: Health Economics

760 Alexander Road, PO Box 1, Princeton, NJ 08543-0001

All rights reserved. No part of this publication may be reproduced in any form without the prior written permission of the publisher, the New Jersey Hospital Association (NJHA). NJHA is not responsible for any misprints, typographical or other errors, or any consequences caused as a result of the use of this publication. This publication is provided with the understanding that NJHA is not engaged in rendering any legal, accounting or other professional services and NJHA shall not be held liable for any circumstances arising out of its use. If legal advice or other expert assistance is required, the services of a competent professional should be sought. NJHA invites your comments and suggestions. Please direct all correspondence to the New Jersey Hospital Association, Health Economics, 760 Alexander Road, PO Box 1, Princeton, New Jersey 08543-0001. By telephone 609-275-4029, by fax 609-228-6062, or by e-mail at arazanica@njha.com.



Introduction

New Jersey hospitals are a vital public resource. They serve over 15 million patients annually, providing healthcare services to all, regardless of their ability to pay. But the contributions of New Jersey's hospitals extend far beyond their healthcare services. Hospitals also are economic strongholds; they are dependable sources of jobs, income taxes and spending that help stabilize their communities through good times and bad.

New Jersey's acute care hospitals provide substantial contributions to the state's economy. In 2019, New Jersey hospitals delivered:

- \$26.1 billion in total economic impact
- \$3.8 billion in purchased services
- Nearly 120,000 full-time equivalent jobs and total employment of over 154,000 full- and part-time positions
- Over \$9 billion in total employee salaries
- Over \$500 million in state income taxes paid by hospital employees
- \$671 million in charity care services to New Jersey's working poor and other uninsured residents.

Healthcare is the only industry that has added jobs in the state every year from 1990 through 2019 while increasing its share of jobholding from 7.5 percent in 1990 to 12 percent in 2019. According to the New Jersey Department of Labor, the outlook for healthcare employment in the Garden State is bright. From 2018 through 2028, it is projected that 64,860 jobs will be added, an annual increase of 1.2 percent. Healthcare cluster employment is comprised of three industry groups: ambulatory healthcare services (49 percent), hospitals (32 percent) and nursing and residential care facilities (19 percent).

Hospital contributions ripple across New Jersey, providing economic stability to the state, its counties and to individual communities. In many towns, the local hospital is the largest employer, providing untold benefits in jobs and health insurance coverage, local spending and community health services.

The pages that follow detail the many economic contributions of New Jersey's hospitals. The information is presented statewide and also for New Jersey's 21 counties. In addition, hospital-specific reports show the important contributions of hospitals to their local communities. Together, this data paints a compelling picture of the compassionate care and economic stability delivered by New Jersey's hospital community.

About This Report

The information provided in this report was compiled by NJHA's Health Economics based on 2019 cost reports from 71 acute care hospitals filed with the New Jersey Department of Health, along with other publicly available data sources.

New Jersey Hospitals

ANNUAL CONTRIBUTIONS TO THE LOCAL AND STATE ECONOMY

Total Economic Impact: \$26.1 billion

▪ Nearly 120,000 full-time equivalent jobs, including:

Nursing:	33,266
Therapy:	4,720
Radiology:	6,743
Pharmacy:	2,821
Pathology and Laboratory:	4,681
Dietary/Housekeeping/Maintenance:	10,221
Total Employee Payroll:	\$9.7 billion
Estimated State Income Taxes Paid by Employees:	\$538 million

▪ Purchased Services of \$3.8 billion, including:

Contracted Labor: \$1.7 billion
Pharmaceutical Drugs: \$1.7 billion
Dietary/Laundry/Housekeeping Supplies: \$156 million
Building Supplies: \$41.5 million
Utilities: \$251 million including:
\$157 million in Electric
\$44 million in Oil & Gas
\$51 million in Water/Sewage/Disposal

ANNUAL CONTRIBUTIONS AS A HEALTHCARE SAFETY NET

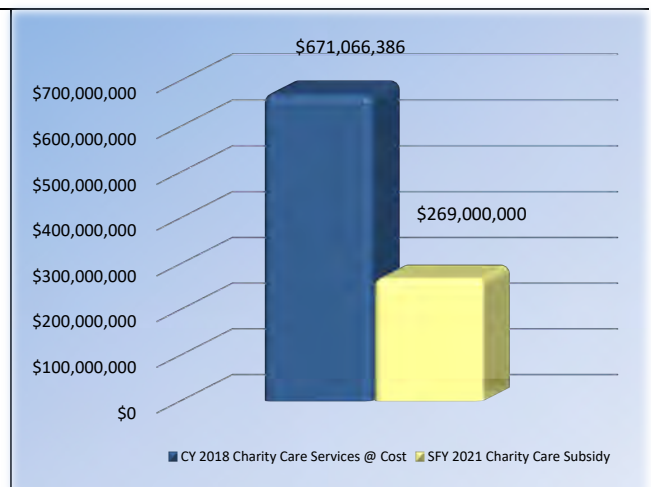
- Hospitals also give back to the community by serving as the primary source of medical services for the state's 692,000 uninsured, thus serving as the healthcare safety net for the most needy.
- In 2019, uninsured patients presented at New Jersey hospitals on 1.4 million occasions.
- New Jersey's general hospitals are predominantly not-for-profit entities — any excess revenue over expenses is returned to the community in the form of new medical technology, expanded hospital services, maintenance and expansion of physical infrastructure and the enhanced ability to hire and maintain skilled workforce.

ANNUAL TAXES

New Jersey hospitals pay in excess of \$179 million annually in taxes including:

- 0.53 Percent Assessment: \$145.2 million
- Adjusted Admissions Assessment: \$18.2 million
- Newborn Screening Fees: \$16.1 million
- Other assessments such as New Jersey Poison Information & Education System (NJPIES) and Maternal and Child Health Consortium Assessment
- In addition, hospitals support their local municipalities through voluntary, negotiated payments and in-kind contributions.

SFY 2021 CHARITY CARE SUBSIDY SHORTFALL



Teaching Hospitals

ANNUAL CONTRIBUTIONS TO THE LOCAL AND STATE ECONOMY

Total Economic Impact: \$20.3 billion

▪ Over 91,000 full-time equivalent jobs, including:

Nursing:	25,380
Therapy:	3,459
Radiology:	4,803
Pharmacy:	2,080
Pathology and Laboratory:	3,495
Dietary/Housekeeping/Maintenance:	7,730
Total Employee Payroll:	\$7.5 billion
Estimated State Income Taxes Paid by Employees:	\$417.2 million

▪ Purchased Services of \$2.8 billion, including:

Contracted Labor: \$1.2 billion
Pharmaceutical Drugs: \$1.3 billion
Dietary/Laundry/Housekeeping Supplies: \$119.3 million
Building Supplies: \$26.8 million
Utilities: \$186 million including:
\$114 million in Electric
\$35 million in Oil & Gas
\$38 million in Water/Sewage/Disposal

ANNUAL CONTRIBUTIONS AS A HEALTHCARE SAFETY NET

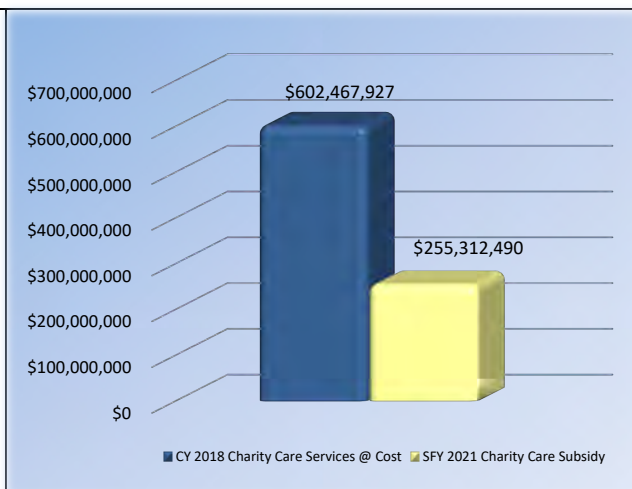
- Teaching hospitals also give back to the community by serving as the primary source of medical services for the state's 692,000 uninsured, thus serving as the healthcare safety net for the most needy.
- In 2019, uninsured patients presented at teaching hospitals on 1.2 million occasions.
- New Jersey's general hospitals are predominantly not-for-profit entities — any excess revenue over expenses is returned to the community in the form of new medical technology, expanded hospital services, maintenance and expansion of physical infrastructure and the enhanced ability to hire and maintain skilled workforce.

ANNUAL TAXES

New Jersey teaching hospitals pay in excess of \$138 million annually in taxes including:

- 0.53 Percent Assessment: \$112.8 million
- Adjusted Admissions Assessment: \$13.3 million
- Newborn Screening Fees: \$12.4 million
- Other assessments such as New Jersey Poison Information & Education System (NJPIES) and Maternal and Child Health Consortium Assessment
- In addition, hospitals support their local municipalities through voluntary, negotiated payments and in-kind contributions.

SFY 2021 CHARITY CARE SUBSIDY SHORTFALL



AtlantiCare Regional Medical Center City Campus

ANNUAL CONTRIBUTIONS TO THE LOCAL AND STATE ECONOMY

Total Economic Impact: \$282,158,000

▪ **1,099 full-time equivalent jobs, including:**

Nursing:	385
Therapy:	28
Radiology:	69
Pharmacy:	51
Pathology and Laboratory:	32
Dietary/Housekeeping/Maintenance:	46

Total Employee Payroll: \$92,961,000

Estimated State Income Taxes Paid by Employees: \$5,136,100

▪ **Purchased Services of \$34,654,000, including:**

Contracted Labor: \$14,463,000
Pharmaceutical Drugs: \$13,705,000
Dietary/Laundry/Housekeeping Supplies: \$2,126,000
Building Supplies: \$3,000
Utilities: \$4,357,000 including:
\$2,625,000 in Electric
\$1,105,000 in Oil & Gas
\$627,000 in Water/Sewage/Disposal

ANNUAL CONTRIBUTIONS AS A HEALTHCARE SAFETY NET

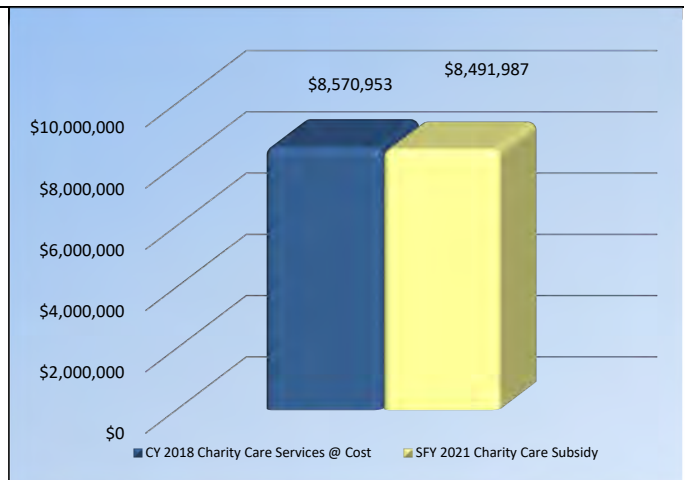
- Hospitals also give back to the community by serving as the primary source of medical services for the state's 692,000 uninsured, thus serving as the healthcare safety net for the most needy.
- In 2019, uninsured patients presented at AtlantiCare Regional Medical Center City Campus on 21,719 occasions.
- New Jersey's general hospitals are predominantly not-for-profit entities — any excess revenue over expenses is returned to the community in the form of new medical technology, expanded hospital services, maintenance and expansion of physical infrastructure and the enhanced ability to hire and maintain skilled workforce.

ANNUAL TAXES

AtlantiCare Regional Medical Center City Campus pays \$2,292,300 annually in taxes including:

- 0.53 Percent Assessment: \$2,098,300
- Adjusted Admissions Assessment: \$194,100
- Newborn Screening Fees: \$0
- Other assessments such as New Jersey Poison Information & Education System (NJPIES) and Maternal and Child Health Consortium Assessment
- In addition, hospitals support their local municipalities through voluntary, negotiated payments and in-kind contributions.

SFY 2021 CHARITY CARE SUBSIDY SHORTFALL



AtlantiCare Regional Medical Center Mainland Campus

ANNUAL CONTRIBUTIONS TO THE LOCAL AND STATE ECONOMY

Total Economic Impact: \$441,324,000

▪ **1,719 full-time equivalent jobs, including:**

Nursing:	621
Therapy:	43
Radiology:	148
Pharmacy:	85
Pathology and Laboratory:	60
Dietary/Housekeeping/Maintenance:	53

Total Employee Payroll: \$145,401,000

Estimated State Income Taxes Paid by Employees: \$8,033,400

▪ **Purchased Services of \$63,617,000, including:**

Contracted Labor: \$22,622,000
Pharmaceutical Drugs: \$33,293,000
Dietary/Laundry/Housekeeping Supplies: \$883,000
Building Supplies: \$4,000
Utilities: \$6,815,000 including:
\$4,106,000 in Electric
\$1,729,000 in Oil & Gas
\$980,000 in Water/Sewage/Disposal

ANNUAL CONTRIBUTIONS AS A HEALTHCARE SAFETY NET

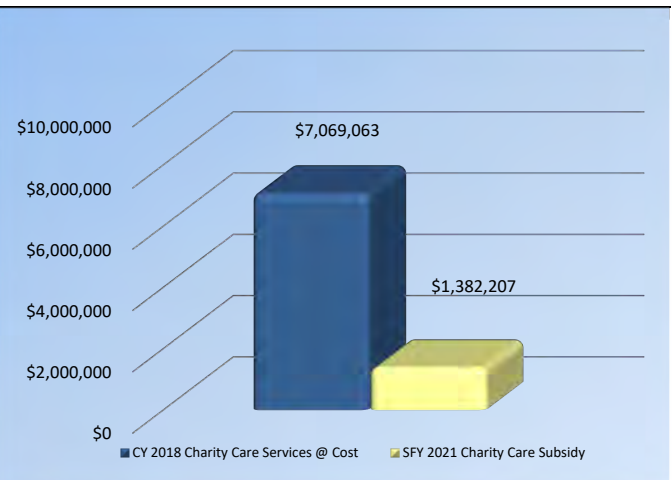
- Hospitals also give back to the community by serving as the primary source of medical services for the state's 692,000 uninsured, thus serving as the healthcare safety net for the most needy.
- In 2019, uninsured patients presented at AtlantiCare Regional Medical Center Mainland Campus on 12,208 occasions.
- New Jersey's general hospitals are predominantly not-for-profit entities — any excess revenue over expenses is returned to the community in the form of new medical technology, expanded hospital services, maintenance and expansion of physical infrastructure and the enhanced ability to hire and maintain skilled workforce.

ANNUAL TAXES

AtlantiCare Regional Medical Center Mainland Campus pays \$2,826,000 annually in taxes including:

- 0.53 Percent Assessment: \$2,089,900
- Adjusted Admissions Assessment: \$356,100
- Newborn Screening Fees: \$380,000
- Other assessments such as New Jersey Poison Information & Education System (NJPIES) and Maternal and Child Health Consortium Assessment
- In addition, hospitals support their local municipalities through voluntary, negotiated payments and in-kind contributions.

SFY 2021 CHARITY CARE SUBSIDY SHORTFALL



Bergen New Bridge Medical Center

ANNUAL CONTRIBUTIONS TO THE LOCAL AND STATE ECONOMY

Total Economic Impact: \$244,675,000

▪ **1,793 full-time equivalent jobs, including:**

Nursing:	390
Therapy:	31
Radiology:	17
Pharmacy:	39
Pathology and Laboratory:	22
Dietary/Housekeeping/Maintenance:	258
Total Employee Payroll:	\$121,503,000
Estimated State Income Taxes Paid by Employees:	\$6,713,000

▪ **Purchased Services of \$32,738,000, including:**

Contracted Labor: \$11,535,000
Pharmaceutical Drugs: \$11,950,000
Dietary/Laundry/Housekeeping Supplies: \$5,256,000
Building Supplies: \$910,000
Utilities: \$3,087,000 including:
\$1,795,000 in Electric
\$762,000 in Oil & Gas
\$530,000 in Water/Sewage/Disposal

ANNUAL CONTRIBUTIONS AS A HEALTHCARE SAFETY NET

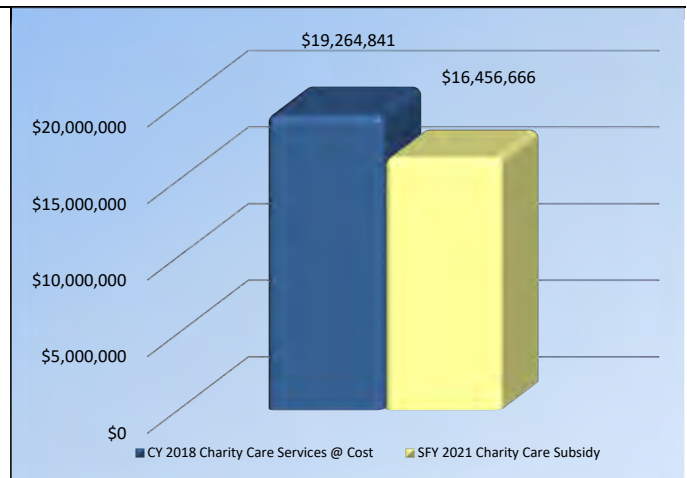
- Hospitals also give back to the community by serving as the primary source of medical services for the state's 692,000 uninsured, thus serving as the healthcare safety net for the most needy.
- In 2019, uninsured patients presented at Bergen New Bridge Medical Center on 52,054 occasions.
- New Jersey's general hospitals are predominantly not-for-profit entities — any excess revenue over expenses is returned to the community in the form of new medical technology, expanded hospital services, maintenance and expansion of physical infrastructure and the enhanced ability to hire and maintain skilled workforce.

ANNUAL TAXES

Bergen New Bridge Medical Center pays \$1,160,000 annually in taxes including:

- 0.53 Percent Assessment: \$1,005,900
- Adjusted Admissions Assessment: \$154,100
- Newborn Screening Fees: \$0
- Other assessments such as New Jersey Poison Information & Education System (NJPIES) and Maternal and Child Health Consortium Assessment
- In addition, hospitals support their local municipalities through voluntary, negotiated payments and in-kind contributions.

SFY 2021 CHARITY CARE SUBSIDY SHORTFALL



Cape Regional Medical Center

ANNUAL CONTRIBUTIONS TO THE LOCAL AND STATE ECONOMY

Total Economic Impact: \$123,566,000

▪ **798 full-time equivalent jobs, including:**

Nursing:	182
Therapy:	37
Radiology:	63
Pharmacy:	21
Pathology and Laboratory:	76
Dietary/Housekeeping/Maintenance:	55
Total Employee Payroll:	\$53,646,000
Estimated State Income Taxes Paid by Employees:	\$2,963,900

▪ **Purchased Services of \$22,517,000, including:**

Contracted Labor: \$14,066,000
Pharmaceutical Drugs: \$5,576,000
Dietary/Laundry/Housekeeping Supplies: \$842,000
Building Supplies: \$22,000
Utilities: \$2,011,000 including:
\$1,314,000 in Electric
\$299,000 in Oil & Gas
\$398,000 in Water/Sewage/Disposal

ANNUAL CONTRIBUTIONS AS A HEALTHCARE SAFETY NET

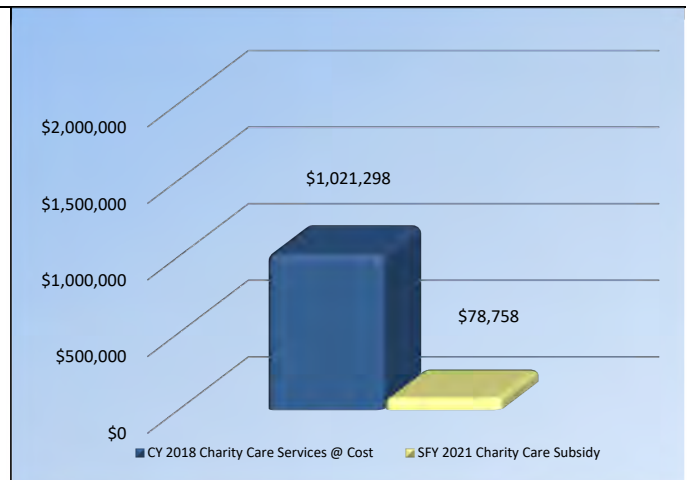
- Hospitals also give back to the community by serving as the primary source of medical services for the state's 692,000 uninsured, thus serving as the healthcare safety net for the most needy.
- In 2019, uninsured patients presented at Cape Regional Medical Center on 3,856 occasions.
- New Jersey's general hospitals are predominantly not-for-profit entities — any excess revenue over expenses is returned to the community in the form of new medical technology, expanded hospital services, maintenance and expansion of physical infrastructure and the enhanced ability to hire and maintain skilled workforce.

ANNUAL TAXES

Cape Regional Medical Center pays \$902,500 annually in taxes including:

- 0.53 Percent Assessment: \$657,600
- Adjusted Admissions Assessment: \$197,800
- Newborn Screening Fees: \$47,100
- Other assessments such as New Jersey Poison Information & Education System (NJPIES) and Maternal and Child Health Consortium Assessment
- In addition, hospitals support their local municipalities through voluntary, negotiated payments and in-kind contributions.

SFY 2021 CHARITY CARE SUBSIDY SHORTFALL



Capital Health Medical Center - Hopewell

ANNUAL CONTRIBUTIONS TO THE LOCAL AND STATE ECONOMY

Total Economic Impact: \$470,022,000

▪ **2,161 full-time equivalent jobs, including:**

Nursing:	423
Therapy:	67
Radiology:	139
Pharmacy:	41
Pathology and Laboratory:	61
Dietary/Housekeeping/Maintenance:	172
Total Employee Payroll:	\$200,260,000
Estimated State Income Taxes Paid by Employees:	\$11,064,400

▪ **Purchased Services of \$52,544,000, including:**

Contracted Labor: \$25,974,000
Pharmaceutical Drugs: \$20,204,000
Dietary/Laundry/Housekeeping Supplies: \$1,722,000
Building Supplies: \$21,000
Utilities: \$4,623,000 including:
\$3,297,000 in Electric
\$816,000 in Oil & Gas
\$597,000 in Water/Sewage/Disposal

ANNUAL CONTRIBUTIONS AS A HEALTHCARE SAFETY NET

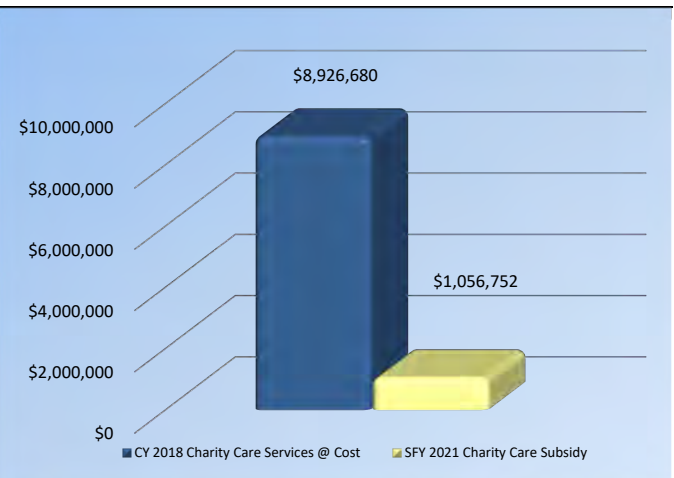
- Hospitals also give back to the community by serving as the primary source of medical services for the state's 692,000 uninsured, thus serving as the healthcare safety net for the most needy.
- In 2019, uninsured patients presented at Capital Health Medical Center - Hopewell on 31,328 occasions.
- New Jersey's general hospitals are predominantly not-for-profit entities — any excess revenue over expenses is returned to the community in the form of new medical technology, expanded hospital services, maintenance and expansion of physical infrastructure and the enhanced ability to hire and maintain skilled workforce.

ANNUAL TAXES

Capital Health Medical Center - Hopewell pays \$3,887,600 annually in taxes including:

- 0.53 Percent Assessment: \$2,559,100
- Adjusted Admissions Assessment: \$386,500
- Newborn Screening Fees: \$942,000
- Other assessments such as New Jersey Poison Information & Education System (NJPIES) and Maternal and Child Health Consortium Assessment
- In addition, hospitals support their local municipalities through voluntary, negotiated payments and in-kind contributions.

SFY 2021 CHARITY CARE SUBSIDY SHORTFALL



Capital Health Regional Medical Center

ANNUAL CONTRIBUTIONS TO THE LOCAL AND STATE ECONOMY

Total Economic Impact: \$311,611,000

▪ **1,655 full-time equivalent jobs, including:**

Nursing:	415
Therapy:	71
Radiology:	70
Pharmacy:	40
Pathology and Laboratory:	48
Dietary/Housekeeping/Maintenance:	142
Total Employee Payroll:	\$139,767,000
Estimated State Income Taxes Paid by Employees:	\$7,722,100

▪ **Purchased Services of \$35,593,000, including:**

Contracted Labor: \$22,669,000
Pharmaceutical Drugs: \$9,239,000
Dietary/Laundry/Housekeeping Supplies: \$973,000
Building Supplies: \$5,000
Utilities: \$2,707,000 including:
\$1,970,000 in Electric
\$364,000 in Oil & Gas
\$412,000 in Water/Sewage/Disposal

ANNUAL CONTRIBUTIONS AS A HEALTHCARE SAFETY NET

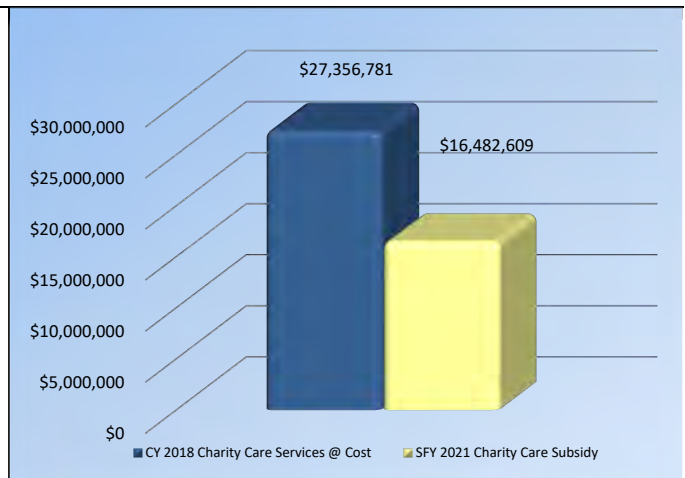
- Hospitals also give back to the community by serving as the primary source of medical services for the state's 692,000 uninsured, thus serving as the healthcare safety net for the most needy.
- In 2019, uninsured patients presented at Capital Health Regional Medical Center on 72,131 occasions.
- New Jersey's general hospitals are predominantly not-for-profit entities — any excess revenue over expenses is returned to the community in the form of new medical technology, expanded hospital services, maintenance and expansion of physical infrastructure and the enhanced ability to hire and maintain skilled workforce.

ANNUAL TAXES

Capital Health Regional Medical Center pays \$1,776,100 annually in taxes including:

- 0.53 Percent Assessment: \$1,631,800
- Adjusted Admissions Assessment: \$144,300
- Newborn Screening Fees: \$0
- Other assessments such as New Jersey Poison Information & Education System (NJPIES) and Maternal and Child Health Consortium Assessment
- In addition, hospitals support their local municipalities through voluntary, negotiated payments and in-kind contributions.

SFY 2021 CHARITY CARE SUBSIDY SHORTFALL



CarePoint Health Bayonne Medical Center

ANNUAL CONTRIBUTIONS TO THE LOCAL AND STATE ECONOMY

Total Economic Impact: \$161,788,000

▪ **731 full-time equivalent jobs, including:**

Nursing:	198
Therapy:	28
Radiology:	32
Pharmacy:	20
Pathology and Laboratory:	29
Dietary/Housekeeping/Maintenance:	100
Total Employee Payroll:	\$51,771,000
Estimated State Income Taxes Paid by Employees:	\$2,860,300

▪ **Purchased Services of \$62,192,000, including:**

Contracted Labor: \$53,197,000
Pharmaceutical Drugs: \$6,027,000
Dietary/Laundry/Housekeeping Supplies: \$922,000
Building Supplies: \$534,000
Utilities: \$1,512,000 including:
\$820,000 in Electric
\$376,000 in Oil & Gas
\$316,000 in Water/Sewage/Disposal

ANNUAL CONTRIBUTIONS AS A HEALTHCARE SAFETY NET

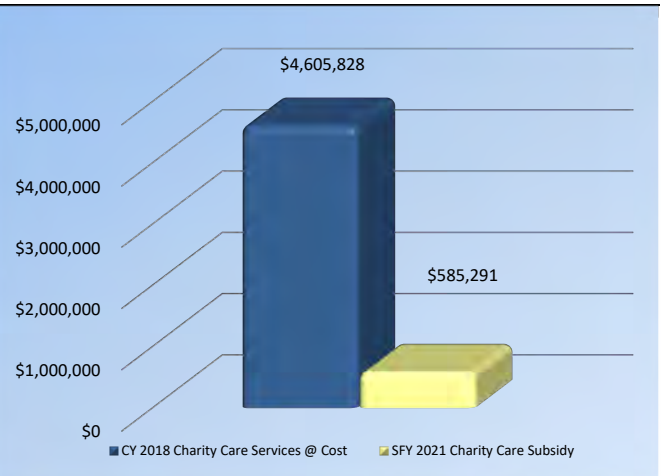
- Hospitals also give back to the community by serving as the primary source of medical services for the state's 692,000 uninsured, thus serving as the healthcare safety net for the most needy.
- In 2019, uninsured patients presented at CarePoint Health Bayonne Medical Center on 5,761 occasions.
- New Jersey's general hospitals are predominantly not-for-profit entities — any excess revenue over expenses is returned to the community in the form of new medical technology, expanded hospital services, maintenance and expansion of physical infrastructure and the enhanced ability to hire and maintain skilled workforce.

ANNUAL TAXES

CarePoint Health Bayonne Medical Center pays \$892,400 annually in taxes including:

- 0.53 Percent Assessment: \$792,400
- Adjusted Admissions Assessment: \$100,000
- Newborn Screening Fees: \$0
- Other assessments such as New Jersey Poison Information & Education System (NJPIES) and Maternal and Child Health Consortium Assessment
- In addition, hospitals support their local municipalities through voluntary, negotiated payments and in-kind contributions.

SFY 2021 CHARITY CARE SUBSIDY SHORTFALL



CarePoint Health Christ Hospital

ANNUAL CONTRIBUTIONS TO THE LOCAL AND STATE ECONOMY

Total Economic Impact: \$202,507,000

▪ **904 full-time equivalent jobs, including:**

Nursing:	317
Therapy:	21
Radiology:	46
Pharmacy:	20
Pathology and Laboratory:	47
Dietary/Housekeeping/Maintenance:	112
Total Employee Payroll:	\$65,180,000
Estimated State Income Taxes Paid by Employees:	\$3,601,200

▪ **Purchased Services of \$75,676,000, including:**

Contracted Labor: \$66,700,000
Pharmaceutical Drugs: \$6,382,000
Dietary/Laundry/Housekeeping Supplies: \$346,000
Building Supplies: \$101,000
Utilities: \$2,147,000 including:
\$1,282,000 in Electric
\$503,000 in Oil & Gas
\$362,000 in Water/Sewage/Disposal

ANNUAL CONTRIBUTIONS AS A HEALTHCARE SAFETY NET

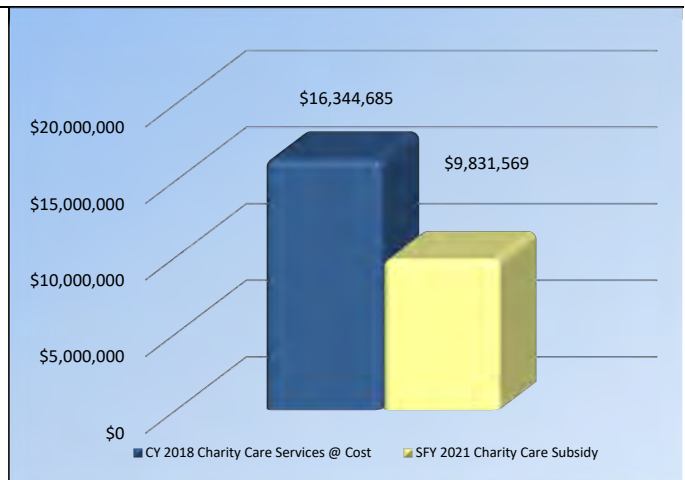
- Hospitals also give back to the community by serving as the primary source of medical services for the state's 692,000 uninsured, thus serving as the healthcare safety net for the most needy.
- In 2019, uninsured patients presented at CarePoint Health Christ Hospital on 26,766 occasions.
- New Jersey's general hospitals are predominantly not-for-profit entities — any excess revenue over expenses is returned to the community in the form of new medical technology, expanded hospital services, maintenance and expansion of physical infrastructure and the enhanced ability to hire and maintain skilled workforce.

ANNUAL TAXES

CarePoint Health Christ Hospital pays \$1,256,600 annually in taxes including:

- 0.53 Percent Assessment: \$1,024,000
- Adjusted Admissions Assessment: \$148,500
- Newborn Screening Fees: \$84,200
- Other assessments such as New Jersey Poison Information & Education System (NJPIES) and Maternal and Child Health Consortium Assessment
- In addition, hospitals support their local municipalities through voluntary, negotiated payments and in-kind contributions.

SFY 2021 CHARITY CARE SUBSIDY SHORTFALL



CarePoint Health Hoboken University Medical Center

ANNUAL CONTRIBUTIONS TO THE LOCAL AND STATE ECONOMY

Total Economic Impact: \$197,730,000

▪ **895 full-time equivalent jobs, including:**

Nursing:	234
Therapy:	30
Radiology:	31
Pharmacy:	23
Pathology and Laboratory:	26
Dietary/Housekeeping/Maintenance:	115
Total Employee Payroll:	\$63,438,000
Estimated State Income Taxes Paid by Employees:	\$3,504,900

▪ **Purchased Services of \$70,575,000, including:**

Contracted Labor: \$63,976,000
Pharmaceutical Drugs: \$4,646,000
Dietary/Laundry/Housekeeping Supplies: \$315,000
Building Supplies: \$196,000
Utilities: \$1,442,000 including:
\$814,000 in Electric
\$298,000 in Oil & Gas
\$330,000 in Water/Sewage/Disposal

ANNUAL CONTRIBUTIONS AS A HEALTHCARE SAFETY NET

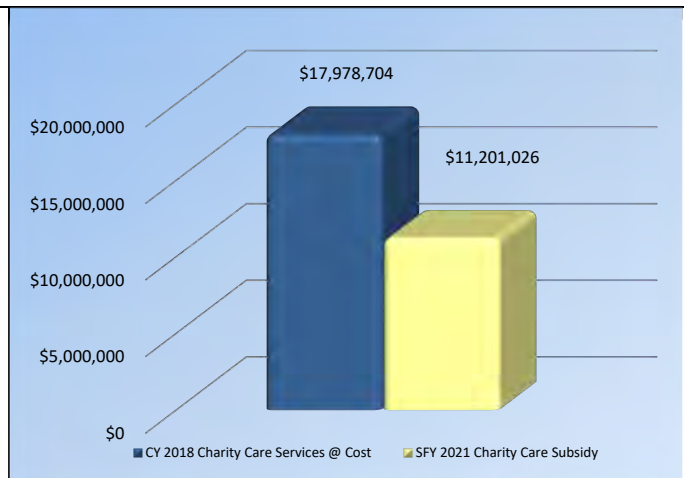
- Hospitals also give back to the community by serving as the primary source of medical services for the state's 692,000 uninsured, thus serving as the healthcare safety net for the most needy.
- In 2019, uninsured patients presented at CarePoint Health Hoboken University Medical Center on 33,479 occasions.
- New Jersey's general hospitals are predominantly not-for-profit entities — any excess revenue over expenses is returned to the community in the form of new medical technology, expanded hospital services, maintenance and expansion of physical infrastructure and the enhanced ability to hire and maintain skilled workforce.

ANNUAL TAXES

CarePoint Health Hoboken University Medical Center pays \$1,357,300 annually in taxes including:

- 0.53 Percent Assessment: \$1,089,900
- Adjusted Admissions Assessment: \$132,300
- Newborn Screening Fees: \$135,200
- Other assessments such as New Jersey Poison Information & Education System (NJPIES) and Maternal and Child Health Consortium Assessment
- In addition, hospitals support their local municipalities through voluntary, negotiated payments and in-kind contributions.

SFY 2021 CHARITY CARE SUBSIDY SHORTFALL



CentraState Medical Center

ANNUAL CONTRIBUTIONS TO THE LOCAL AND STATE ECONOMY

Total Economic Impact: \$293,913,000

▪ **1,601 full-time equivalent jobs, including:**

Nursing:	481
Therapy:	116
Radiology:	99
Pharmacy:	37
Pathology and Laboratory:	76
Dietary/Housekeeping/Maintenance:	167
Total Employee Payroll:	\$115,709,000
Estimated State Income Taxes Paid by Employees:	\$6,392,900

▪ **Purchased Services of \$46,549,000, including:**

Contracted Labor: \$3,453,000
Pharmaceutical Drugs: \$38,283,000
Dietary/Laundry/Housekeeping Supplies: \$1,754,000
Building Supplies: \$245,000
Utilities: \$2,814,000 including:
\$2,208,000 in Electric
\$343,000 in Oil & Gas
\$263,000 in Water/Sewage/Disposal

ANNUAL CONTRIBUTIONS AS A HEALTHCARE SAFETY NET

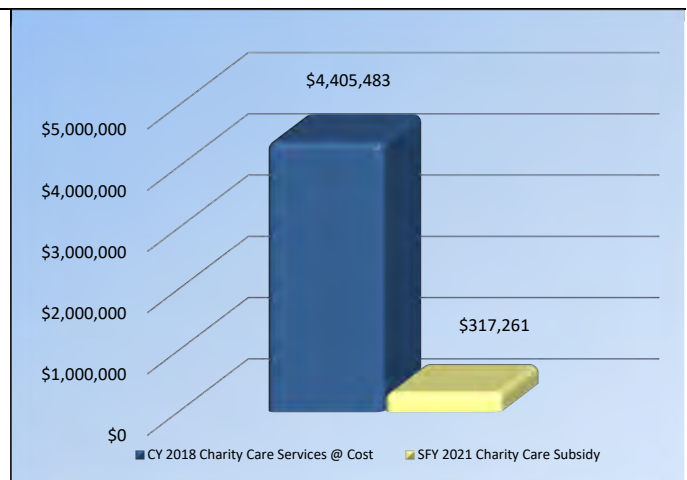
- Hospitals also give back to the community by serving as the primary source of medical services for the state's 692,000 uninsured, thus serving as the healthcare safety net for the most needy.
- In 2019, uninsured patients presented at CentraState Medical Center on 16,612 occasions.
- New Jersey's general hospitals are predominantly not-for-profit entities — any excess revenue over expenses is returned to the community in the form of new medical technology, expanded hospital services, maintenance and expansion of physical infrastructure and the enhanced ability to hire and maintain skilled workforce.

ANNUAL TAXES

CentraState Medical Center pays \$1,970,700 annually in taxes including:

- 0.53 Percent Assessment: \$1,651,900
- Adjusted Admissions Assessment: \$230,500
- Newborn Screening Fees: \$88,400
- Other assessments such as New Jersey Poison Information & Education System (NJPIES) and Maternal and Child Health Consortium Assessment
- In addition, hospitals support their local municipalities through voluntary, negotiated payments and in-kind contributions.

SFY 2021 CHARITY CARE SUBSIDY SHORTFALL



Chilton Medical Center

ANNUAL CONTRIBUTIONS TO THE LOCAL AND STATE ECONOMY

Total Economic Impact: \$206,718,000

▪ **1,143 full-time equivalent jobs, including:**

Nursing:	304
Therapy:	59
Radiology:	89
Pharmacy:	27
Pathology and Laboratory:	41
Dietary/Housekeeping/Maintenance:	115
Total Employee Payroll:	\$90,787,000
Estimated State Income Taxes Paid by Employees:	\$5,016,000

▪ **Purchased Services of \$17,826,000, including:**

Contracted Labor: \$5,049,000
Pharmaceutical Drugs: \$8,909,000
Dietary/Laundry/Housekeeping Supplies: \$1,396,000
Building Supplies: \$117,000
Utilities: \$2,355,000 including:
\$1,171,000 in Electric
\$558,000 in Oil & Gas
\$626,000 in Water/Sewage/Disposal

ANNUAL CONTRIBUTIONS AS A HEALTHCARE SAFETY NET

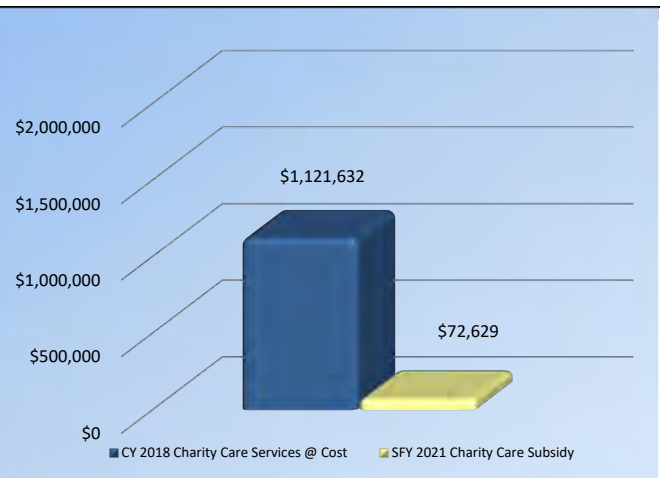
- Hospitals also give back to the community by serving as the primary source of medical services for the state's 692,000 uninsured, thus serving as the healthcare safety net for the most needy.
- In 2019, uninsured patients presented at Chilton Medical Center on 4,378 occasions.
- New Jersey's general hospitals are predominantly not-for-profit entities — any excess revenue over expenses is returned to the community in the form of new medical technology, expanded hospital services, maintenance and expansion of physical infrastructure and the enhanced ability to hire and maintain skilled workforce.

ANNUAL TAXES

Chilton Medical Center pays \$1,366,500 annually in taxes including:

- 0.53 Percent Assessment: \$1,136,600
- Adjusted Admissions Assessment: \$151,700
- Newborn Screening Fees: \$78,200
- Other assessments such as New Jersey Poison Information & Education System (NJPIES) and Maternal and Child Health Consortium Assessment
- In addition, hospitals support their local municipalities through voluntary, negotiated payments and in-kind contributions.

SFY 2021 CHARITY CARE SUBSIDY SHORTFALL



Clara Maass Medical Center

ANNUAL CONTRIBUTIONS TO THE LOCAL AND STATE ECONOMY

Total Economic Impact: \$299,048,000

▪ **1,498 full-time equivalent jobs, including:**

Nursing:	515
Therapy:	41
Radiology:	71
Pharmacy:	44
Pathology and Laboratory:	44
Dietary/Housekeeping/Maintenance:	153
Total Employee Payroll:	\$116,876,000
Estimated State Income Taxes Paid by Employees:	\$6,457,400

▪ **Purchased Services of \$38,152,000, including:**

Contracted Labor: \$16,761,000
Pharmaceutical Drugs: \$14,845,000
Dietary/Laundry/Housekeeping Supplies: \$3,386,000
Building Supplies: \$0
Utilities: \$3,160,000 including:
\$2,066,000 in Electric
\$438,000 in Oil & Gas
\$656,000 in Water/Sewage/Disposal

ANNUAL CONTRIBUTIONS AS A HEALTHCARE SAFETY NET

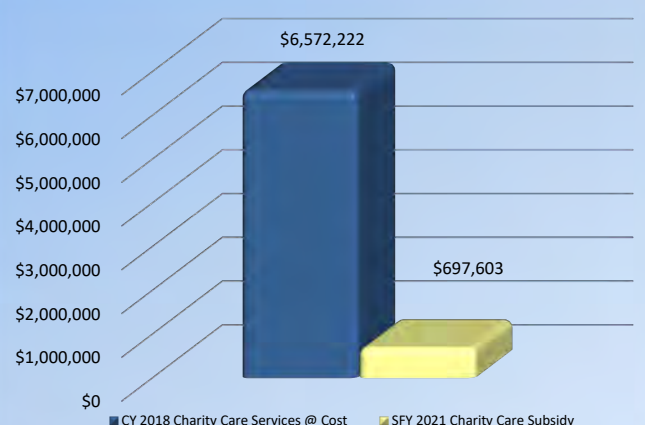
- Hospitals also give back to the community by serving as the primary source of medical services for the state's 692,000 uninsured, thus serving as the healthcare safety net for the most needy.
- In 2019, uninsured patients presented at Clara Maass Medical Center on 18,596 occasions.
- New Jersey's general hospitals are predominantly not-for-profit entities — any excess revenue over expenses is returned to the community in the form of new medical technology, expanded hospital services, maintenance and expansion of physical infrastructure and the enhanced ability to hire and maintain skilled workforce.

ANNUAL TAXES

Clara Maass Medical Center pays \$2,139,100 annually in taxes including:

- 0.53 Percent Assessment: \$1,466,800
- Adjusted Admissions Assessment: \$280,900
- Newborn Screening Fees: \$391,400
- Other assessments such as New Jersey Poison Information & Education System (NJPIES) and Maternal and Child Health Consortium Assessment
- In addition, hospitals support their local municipalities through voluntary, negotiated payments and in-kind contributions.

SFY 2021 CHARITY CARE SUBSIDY SHORTFALL



Community Medical Center

ANNUAL CONTRIBUTIONS TO THE LOCAL AND STATE ECONOMY

Total Economic Impact: \$392,934,000

▪ **2,029 full-time equivalent jobs, including:**

Nursing:	699
Therapy:	88
Radiology:	123
Pharmacy:	59
Pathology and Laboratory:	81
Dietary/Housekeeping/Maintenance:	168
Total Employee Payroll:	\$140,662,000
Estimated State Income Taxes Paid by Employees:	\$7,771,600

▪ **Purchased Services of \$66,418,000, including:**

Contracted Labor: \$23,054,000
Pharmaceutical Drugs: \$35,828,000
Dietary/Laundry/Housekeeping Supplies: \$2,892,000
Building Supplies: \$0
Utilities: \$4,644,000 including:
\$2,873,000 in Electric
\$555,000 in Oil & Gas
\$1,216,000 in Water/Sewage/Disposal

ANNUAL CONTRIBUTIONS AS A HEALTHCARE SAFETY NET

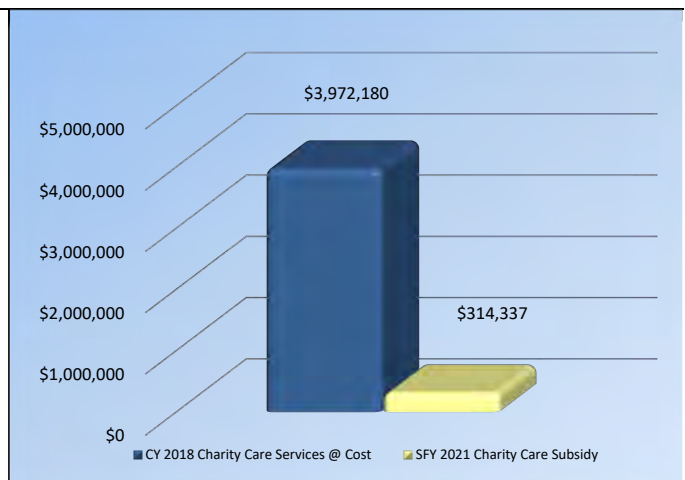
- Hospitals also give back to the community by serving as the primary source of medical services for the state's 692,000 uninsured, thus serving as the healthcare safety net for the most needy.
- In 2019, uninsured patients presented at Community Medical Center on 8,019 occasions.
- New Jersey's general hospitals are predominantly not-for-profit entities — any excess revenue over expenses is returned to the community in the form of new medical technology, expanded hospital services, maintenance and expansion of physical infrastructure and the enhanced ability to hire and maintain skilled workforce.

ANNUAL TAXES

Community Medical Center pays \$2,901,100 annually in taxes including:

- 0.53 Percent Assessment: \$2,160,400
- Adjusted Admissions Assessment: \$391,000
- Newborn Screening Fees: \$349,700
- Other assessments such as New Jersey Poison Information & Education System (NJPIES) and Maternal and Child Health Consortium Assessment
- In addition, hospitals support their local municipalities through voluntary, negotiated payments and in-kind contributions.

SFY 2021 CHARITY CARE SUBSIDY SHORTFALL



Cooper University Hospital

ANNUAL CONTRIBUTIONS TO THE LOCAL AND STATE ECONOMY

Total Economic Impact: \$939,128,000

▪ **4,805 full-time equivalent jobs, including:**

Nursing:	1,077
Therapy:	157
Radiology:	195
Pharmacy:	75
Pathology and Laboratory:	160
Dietary/Housekeeping/Maintenance:	482
Total Employee Payroll:	\$452,689,000
Estimated State Income Taxes Paid by Employees:	\$25,011,100

▪ **Purchased Services of \$71,661,000, including:**

Contracted Labor: \$25,513,000
Pharmaceutical Drugs: \$33,958,000
Dietary/Laundry/Housekeeping Supplies: \$5,975,000
Building Supplies: \$0
Utilities: \$6,215,000 including:
\$3,900,000 in Electric
\$700,000 in Oil & Gas
\$1,615,000 in Water/Sewage/Disposal

ANNUAL CONTRIBUTIONS AS A HEALTHCARE SAFETY NET

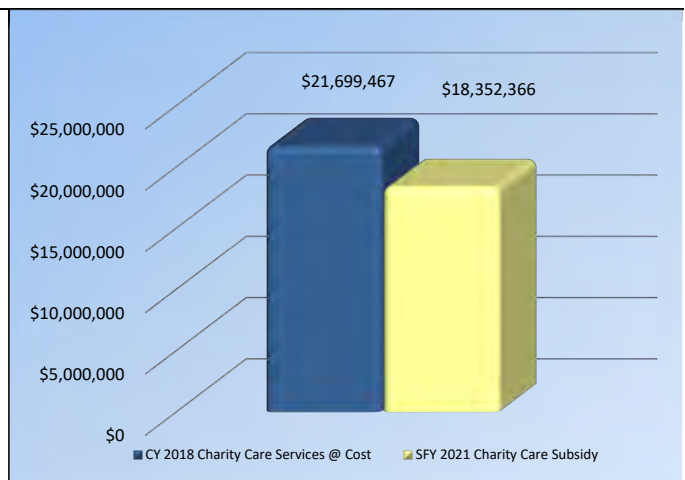
- Hospitals also give back to the community by serving as the primary source of medical services for the state's 692,000 uninsured, thus serving as the healthcare safety net for the most needy.
- In 2019, uninsured patients presented at Cooper University Hospital on 14,484 occasions.
- New Jersey's general hospitals are predominantly not-for-profit entities — any excess revenue over expenses is returned to the community in the form of new medical technology, expanded hospital services, maintenance and expansion of physical infrastructure and the enhanced ability to hire and maintain skilled workforce.

ANNUAL TAXES

Cooper University Hospital pays \$6,628,600 annually in taxes including:

- 0.53 Percent Assessment: \$5,870,600
- Adjusted Admissions Assessment: \$538,800
- Newborn Screening Fees: \$219,200
- Other assessments such as New Jersey Poison Information & Education System (NJPIES) and Maternal and Child Health Consortium Assessment
- In addition, hospitals support their local municipalities through voluntary, negotiated payments and in-kind contributions.

SFY 2021 CHARITY CARE SUBSIDY SHORTFALL



Deborah Heart and Lung Center

ANNUAL CONTRIBUTIONS TO THE LOCAL AND STATE ECONOMY

Total Economic Impact: \$207,806,000

▪ **944 full-time equivalent jobs, including:**

Nursing:	197
Therapy:	34
Radiology:	39
Pharmacy:	20
Pathology and Laboratory:	40
Dietary/Housekeeping/Maintenance:	105
Total Employee Payroll:	\$86,104,000
Estimated State Income Taxes Paid by Employees:	\$4,757,200

▪ **Purchased Services of \$10,041,000, including:**

Contracted Labor: \$1,679,000
Pharmaceutical Drugs: \$4,838,000
Dietary/Laundry/Housekeeping Supplies: \$1,209,000
Building Supplies: \$356,000
Utilities: \$1,959,000 including:
\$1,289,000 in Electric
\$370,000 in Oil & Gas
\$300,000 in Water/Sewage/Disposal

ANNUAL CONTRIBUTIONS AS A HEALTHCARE SAFETY NET

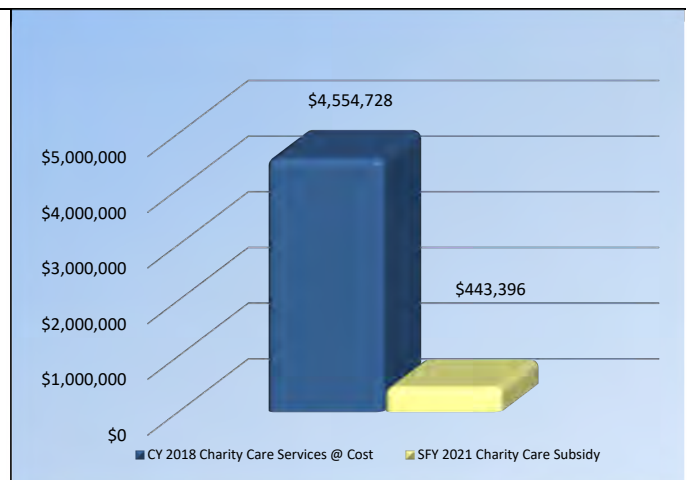
- Hospitals also give back to the community by serving as the primary source of medical services for the state's 692,000 uninsured, thus serving as the healthcare safety net for the most needy.
- In 2019, uninsured patients presented at Deborah Heart and Lung Center on 4,406 occasions.
- New Jersey's general hospitals are predominantly not-for-profit entities — any excess revenue over expenses is returned to the community in the form of new medical technology, expanded hospital services, maintenance and expansion of physical infrastructure and the enhanced ability to hire and maintain skilled workforce.

ANNUAL TAXES

Deborah Heart and Lung Center pays \$1,211,000 annually in taxes including:

- 0.53 Percent Assessment: \$1,128,800
- Adjusted Admissions Assessment: \$82,200
- Newborn Screening Fees: \$0
- Other assessments such as New Jersey Poison Information & Education System (NJPIES) and Maternal and Child Health Consortium Assessment
- In addition, hospitals support their local municipalities through voluntary, negotiated payments and in-kind contributions.

SFY 2021 CHARITY CARE SUBSIDY SHORTFALL



East Orange General Hospital

ANNUAL CONTRIBUTIONS TO THE LOCAL AND STATE ECONOMY

Total Economic Impact: \$170,443,000

▪ **555 full-time equivalent jobs, including:**

Nursing:	181
Therapy:	19
Radiology:	23
Pharmacy:	10
Pathology and Laboratory:	13
Dietary/Housekeeping/Maintenance:	72
Total Employee Payroll:	\$47,075,000
Estimated State Income Taxes Paid by Employees:	\$2,600,900

▪ **Purchased Services of \$21,369,000, including:**

Contracted Labor: \$15,592,000
Pharmaceutical Drugs: \$3,115,000
Dietary/Laundry/Housekeeping Supplies: \$1,090,000
Building Supplies: \$104,000
Utilities: \$1,468,000 including:
\$780,000 in Electric
\$212,000 in Oil & Gas
\$476,000 in Water/Sewage/Disposal

ANNUAL CONTRIBUTIONS AS A HEALTHCARE SAFETY NET

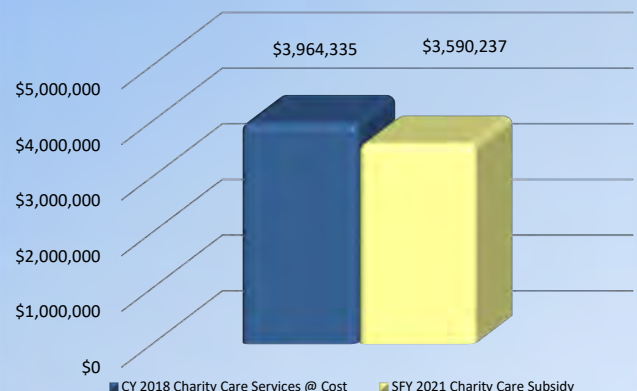
- Hospitals also give back to the community by serving as the primary source of medical services for the state's 692,000 uninsured, thus serving as the healthcare safety net for the most needy.
- In 2019, uninsured patients presented at East Orange General Hospital on 9,586 occasions.
- New Jersey's general hospitals are predominantly not-for-profit entities — any excess revenue over expenses is returned to the community in the form of new medical technology, expanded hospital services, maintenance and expansion of physical infrastructure and the enhanced ability to hire and maintain skilled workforce.

ANNUAL TAXES

East Orange General Hospital pays \$559,100 annually in taxes including:

- 0.53 Percent Assessment: \$477,400
- Adjusted Admissions Assessment: \$81,700
- Newborn Screening Fees: \$0
- Other assessments such as New Jersey Poison Information & Education System (NJPIES) and Maternal and Child Health Consortium Assessment
- In addition, hospitals support their local municipalities through voluntary, negotiated payments and in-kind contributions.

SFY 2021 CHARITY CARE SUBSIDY SHORTFALL



Englewood Hospital

ANNUAL CONTRIBUTIONS TO THE LOCAL AND STATE ECONOMY

Total Economic Impact: \$745,789,000

▪ **2,266 full-time equivalent jobs, including:**

Nursing:	598
Therapy:	72
Radiology:	215
Pharmacy:	46
Pathology and Laboratory:	114
Dietary/Housekeeping/Maintenance:	131
Total Employee Payroll:	\$174,716,000
Estimated State Income Taxes Paid by Employees:	\$9,653,100

▪ **Purchased Services of \$115,618,000, including:**

Contracted Labor: \$48,426,000
Pharmaceutical Drugs: \$57,357,000
Dietary/Laundry/Housekeeping Supplies: \$3,639,000
Building Supplies: \$159,000
Utilities: \$6,037,000 including:
\$3,827,000 in Electric
\$1,105,000 in Oil & Gas
\$1,176,000 in Water/Sewage/Disposal

ANNUAL CONTRIBUTIONS AS A HEALTHCARE SAFETY NET

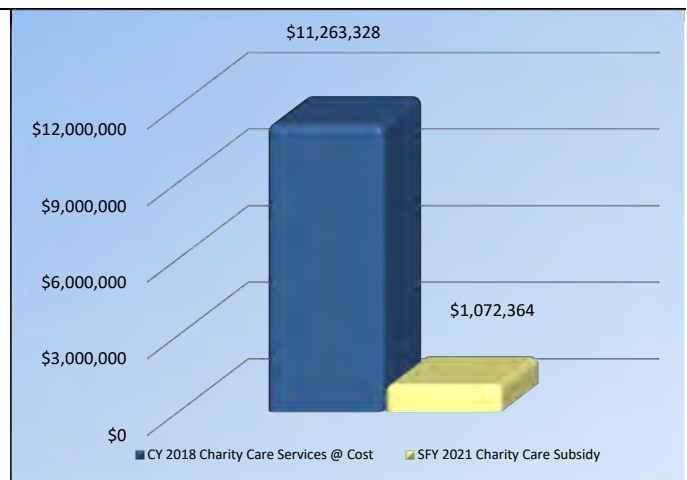
- Hospitals also give back to the community by serving as the primary source of medical services for the state's 692,000 uninsured, thus serving as the healthcare safety net for the most needy.
- In 2019, uninsured patients presented at Englewood Hospital on 67,060 occasions.
- New Jersey's general hospitals are predominantly not-for-profit entities — any excess revenue over expenses is returned to the community in the form of new medical technology, expanded hospital services, maintenance and expansion of physical infrastructure and the enhanced ability to hire and maintain skilled workforce.

ANNUAL TAXES

Englewood Hospital pays \$5,211,900 annually in taxes including:

- 0.53 Percent Assessment: \$4,184,100
- Adjusted Admissions Assessment: \$637,900
- Newborn Screening Fees: \$389,900
- Other assessments such as New Jersey Poison Information & Education System (NJPIES) and Maternal and Child Health Consortium Assessment
- In addition, hospitals support their local municipalities through voluntary, negotiated payments and in-kind contributions.

SFY 2021 CHARITY CARE SUBSIDY SHORTFALL



Hackensack Meridian Health Bayshore Medical Center

ANNUAL CONTRIBUTIONS TO THE LOCAL AND STATE ECONOMY

Total Economic Impact: \$174,460,000

▪ **940 full-time equivalent jobs, including:**

Nursing:	300
Therapy:	42
Radiology:	64
Pharmacy:	23
Pathology and Laboratory:	33
Dietary/Housekeeping/Maintenance:	82
Total Employee Payroll:	\$69,038,000
Estimated State Income Taxes Paid by Employees:	\$3,814,300

▪ **Purchased Services of \$23,342,000, including:**

Contracted Labor: \$13,877,000
Pharmaceutical Drugs: \$5,762,000
Dietary/Laundry/Housekeeping Supplies: \$458,000
Building Supplies: \$1,904,000
Utilities: \$1,341,000 including:
\$850,000 in Electric
\$234,000 in Oil & Gas
\$257,000 in Water/Sewage/Disposal

ANNUAL CONTRIBUTIONS AS A HEALTHCARE SAFETY NET

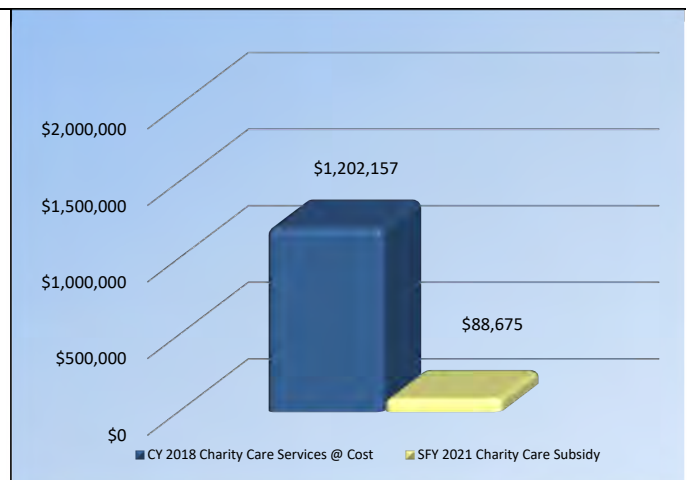
- Hospitals also give back to the community by serving as the primary source of medical services for the state's 692,000 uninsured, thus serving as the healthcare safety net for the most needy.
- In 2019, uninsured patients presented at Hackensack Meridian Health Bayshore Medical Center on 3,760 occasions.
- New Jersey's general hospitals are predominantly not-for-profit entities — any excess revenue over expenses is returned to the community in the form of new medical technology, expanded hospital services, maintenance and expansion of physical infrastructure and the enhanced ability to hire and maintain skilled workforce.

ANNUAL TAXES

Hackensack Meridian Health Bayshore Medical Center pays \$1,051,100 annually in taxes including:

- 0.53 Percent Assessment: \$922,700
- Adjusted Admissions Assessment: \$128,400
- Newborn Screening Fees: \$0
- Other assessments such as New Jersey Poison Information & Education System (NJPIES) and Maternal and Child Health Consortium Assessment
- In addition, hospitals support their local municipalities through voluntary, negotiated payments and in-kind contributions.

SFY 2021 CHARITY CARE SUBSIDY SHORTFALL



Hackensack Meridian Health Hackensack University Medical Center

ANNUAL CONTRIBUTIONS TO THE LOCAL AND STATE ECONOMY

Total Economic Impact: \$1,729,400,000

▪ 5,802 full-time equivalent jobs, including:

Nursing:	1,759
Therapy:	202
Radiology:	616
Pharmacy:	172
Pathology and Laboratory:	266
Dietary/Housekeeping/Maintenance:	458
Total Employee Payroll:	\$613,741,000
Estimated State Income Taxes Paid by Employees:	\$33,909,200

▪ Purchased Services of \$187,819,000, including:

Contracted Labor: \$23,835,000
Pharmaceutical Drugs: \$145,905,000
Dietary/Laundry/Housekeeping Supplies: \$4,727,000
Building Supplies: \$758,000
Utilities: \$12,594,000 including:
\$8,058,000 in Electric
\$3,479,000 in Oil & Gas
\$1,057,000 in Water/Sewage/Disposal

ANNUAL CONTRIBUTIONS AS A HEALTHCARE SAFETY NET

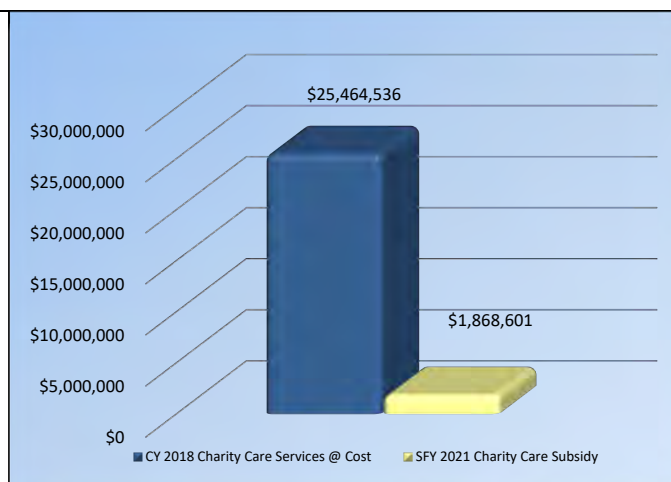
- Hospitals also give back to the community by serving as the primary source of medical services for the state's 692,000 uninsured, thus serving as the healthcare safety net for the most needy.
- In 2019, uninsured patients presented at Hackensack Meridian Health Hackensack University Medical Center on 28,855 occasions.
- New Jersey's general hospitals are predominantly not-for-profit entities — any excess revenue over expenses is returned to the community in the form of new medical technology, expanded hospital services, maintenance and expansion of physical infrastructure and the enhanced ability to hire and maintain skilled workforce.

ANNUAL TAXES

Hackensack Meridian Health Hackensack University Medical Center pays \$12,540,500 annually in taxes including:

- 0.53 Percent Assessment: \$10,848,400
- Adjusted Admissions Assessment: \$919,600
- Newborn Screening Fees: \$772,500
- Other assessments such as New Jersey Poison Information & Education System (NJPIES) and Maternal and Child Health Consortium Assessment
- In addition, hospitals support their local municipalities through voluntary, negotiated payments and in-kind contributions.

SFY 2021 CHARITY CARE SUBSIDY SHORTFALL



Hackensack Meridian Health Jersey Shore University Medical Center

ANNUAL CONTRIBUTIONS TO THE LOCAL AND STATE ECONOMY

Total Economic Impact: \$907,025,000

▪ **3,944 full-time equivalent jobs, including:**

Nursing:	1,338
Therapy:	110
Radiology:	193
Pharmacy:	102
Pathology and Laboratory:	126
Dietary/Housekeeping/Maintenance:	309
Total Employee Payroll:	\$307,247,000
Estimated State Income Taxes Paid by Employees:	\$16,975,400

▪ **Purchased Services of \$131,205,000, including:**

Contracted Labor: \$54,062,000
Pharmaceutical Drugs: \$54,736,000
Dietary/Laundry/Housekeeping Supplies: \$8,591,000
Building Supplies: \$8,500,000
Utilities: \$5,316,000 including:
\$2,715,000 in Electric
\$2,190,000 in Oil & Gas
\$411,000 in Water/Sewage/Disposal

ANNUAL CONTRIBUTIONS AS A HEALTHCARE SAFETY NET

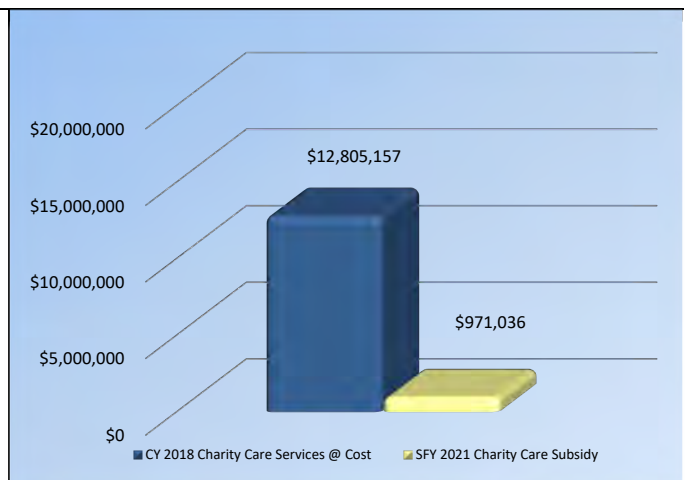
- Hospitals also give back to the community by serving as the primary source of medical services for the state's 692,000 uninsured, thus serving as the healthcare safety net for the most needy.
- In 2019, uninsured patients presented at Hackensack Meridian Health Jersey Shore University Medical Center on 12,376 occasions.
- New Jersey's general hospitals are predominantly not-for-profit entities — any excess revenue over expenses is returned to the community in the form of new medical technology, expanded hospital services, maintenance and expansion of physical infrastructure and the enhanced ability to hire and maintain skilled workforce.

ANNUAL TAXES

Hackensack Meridian Health Jersey Shore University Medical Center pays \$5,953,100 annually in taxes including:

- 0.53 Percent Assessment: \$5,107,500
- Adjusted Admissions Assessment: \$464,300
- Newborn Screening Fees: \$381,300
- Other assessments such as New Jersey Poison Information & Education System (NJPIES) and Maternal and Child Health Consortium Assessment
- In addition, hospitals support their local municipalities through voluntary, negotiated payments and in-kind contributions.

SFY 2021 CHARITY CARE SUBSIDY SHORTFALL



Hackensack Meridian Health JFK Medical Center

ANNUAL CONTRIBUTIONS TO THE LOCAL AND STATE ECONOMY

Total Economic Impact: \$635,593,000

▪ **3,275 full-time equivalent jobs, including:**

Nursing:	615
Therapy:	269
Radiology:	140
Pharmacy:	57
Pathology and Laboratory:	141
Dietary/Housekeeping/Maintenance:	235
Total Employee Payroll:	\$270,917,000
Estimated State Income Taxes Paid by Employees:	\$14,968,200

▪ **Purchased Services of \$91,186,000, including:**

Contracted Labor: \$46,884,000
Pharmaceutical Drugs: \$34,374,000
Dietary/Laundry/Housekeeping Supplies: \$5,470,000
Building Supplies: \$474,000
Utilities: \$3,984,000 including:
\$2,500,000 in Electric
\$572,000 in Oil & Gas
\$1,044,000 in Water/Sewage/Disposal

ANNUAL CONTRIBUTIONS AS A HEALTHCARE SAFETY NET

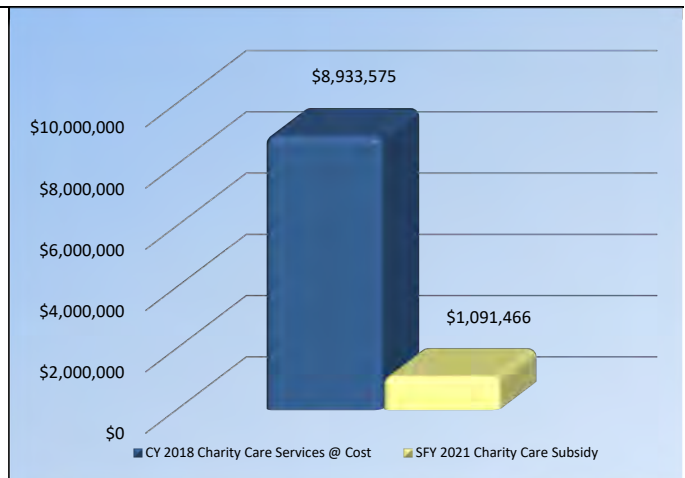
- Hospitals also give back to the community by serving as the primary source of medical services for the state's 692,000 uninsured, thus serving as the healthcare safety net for the most needy.
- In 2019, uninsured patients presented at Hackensack Meridian Health JFK Medical Center on 21,594 occasions.
- New Jersey's general hospitals are predominantly not-for-profit entities — any excess revenue over expenses is returned to the community in the form of new medical technology, expanded hospital services, maintenance and expansion of physical infrastructure and the enhanced ability to hire and maintain skilled workforce.

ANNUAL TAXES

Hackensack Meridian Health JFK Medical Center pays \$4,180,400 annually in taxes including:

- 0.53 Percent Assessment: \$3,505,400
- Adjusted Admissions Assessment: \$366,300
- Newborn Screening Fees: \$308,700
- Other assessments such as New Jersey Poison Information & Education System (NJPIES) and Maternal and Child Health Consortium Assessment
- In addition, hospitals support their local municipalities through voluntary, negotiated payments and in-kind contributions.

SFY 2021 CHARITY CARE SUBSIDY SHORTFALL



Hackensack Meridian Health Mountainside Medical Center

ANNUAL CONTRIBUTIONS TO THE LOCAL AND STATE ECONOMY

Total Economic Impact: \$247,109,000

▪ **1,225 full-time equivalent jobs, including:**

Nursing:	291
Therapy:	40
Radiology:	58
Pharmacy:	23
Pathology and Laboratory:	52
Dietary/Housekeeping/Maintenance:	156
Total Employee Payroll:	\$90,212,000
Estimated State Income Taxes Paid by Employees:	\$4,984,200

▪ **Purchased Services of \$47,843,000, including:**

Contracted Labor: \$30,418,000
Pharmaceutical Drugs: \$13,499,000
Dietary/Laundry/Housekeeping Supplies: \$691,000
Building Supplies: \$384,000
Utilities: \$2,851,000 including:
\$2,036,000 in Electric
\$550,000 in Oil & Gas
\$265,000 in Water/Sewage/Disposal

ANNUAL CONTRIBUTIONS AS A HEALTHCARE SAFETY NET

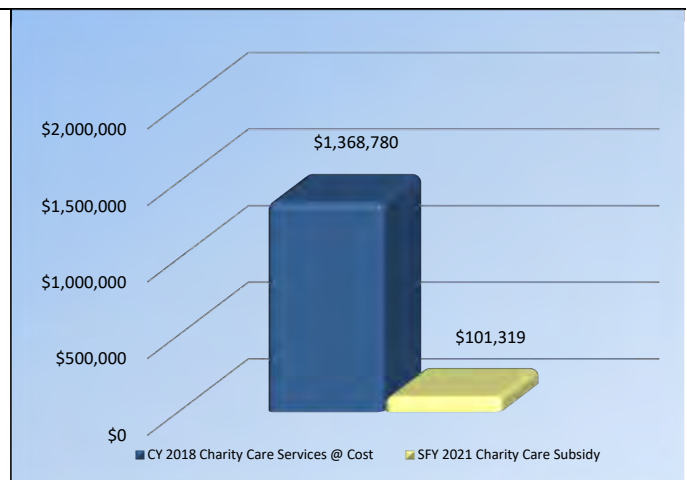
- Hospitals also give back to the community by serving as the primary source of medical services for the state's 692,000 uninsured, thus serving as the healthcare safety net for the most needy.
- In 2019, uninsured patients presented at Hackensack Meridian Health Mountainside Medical Center on 6,314 occasions.
- New Jersey's general hospitals are predominantly not-for-profit entities — any excess revenue over expenses is returned to the community in the form of new medical technology, expanded hospital services, maintenance and expansion of physical infrastructure and the enhanced ability to hire and maintain skilled workforce.

ANNUAL TAXES

Hackensack Meridian Health Mountainside Medical Center pays \$1,766,600 annually in taxes including:

- 0.53 Percent Assessment: \$1,421,600
- Adjusted Admissions Assessment: \$221,100
- Newborn Screening Fees: \$123,900
- Other assessments such as New Jersey Poison Information & Education System (NJPIES) and Maternal and Child Health Consortium Assessment
- In addition, hospitals support their local municipalities through voluntary, negotiated payments and in-kind contributions.

SFY 2021 CHARITY CARE SUBSIDY SHORTFALL



Hackensack Meridian Health Ocean Medical Center

ANNUAL CONTRIBUTIONS TO THE LOCAL AND STATE ECONOMY

Total Economic Impact: \$385,351,000

▪ **1,796 full-time equivalent jobs, including:**

Nursing:	557
Therapy:	111
Radiology:	118
Pharmacy:	62
Pathology and Laboratory:	54
Dietary/Housekeeping/Maintenance:	140
Total Employee Payroll:	\$138,446,000
Estimated State Income Taxes Paid by Employees:	\$7,649,100

▪ **Purchased Services of \$77,507,000, including:**

Contracted Labor: \$30,168,000
Pharmaceutical Drugs: \$39,545,000
Dietary/Laundry/Housekeeping Supplies: \$564,000
Building Supplies: \$3,641,000
Utilities: \$3,589,000 including:
\$2,451,000 in Electric
\$528,000 in Oil & Gas
\$610,000 in Water/Sewage/Disposal

ANNUAL CONTRIBUTIONS AS A HEALTHCARE SAFETY NET

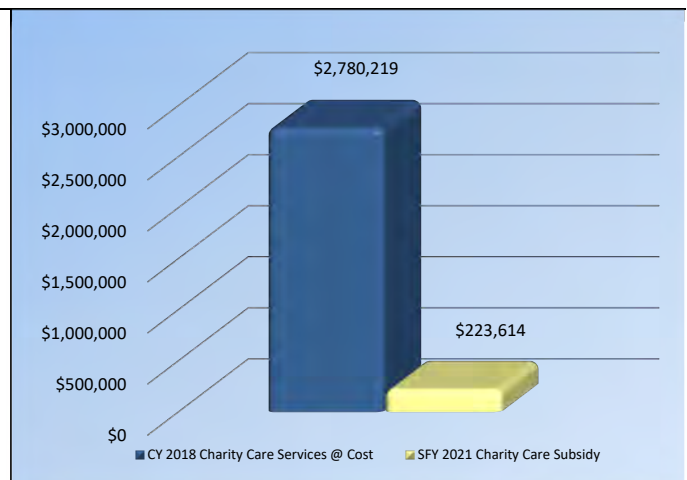
- Hospitals also give back to the community by serving as the primary source of medical services for the state's 692,000 uninsured, thus serving as the healthcare safety net for the most needy.
- In 2019, uninsured patients presented at Hackensack Meridian Health Ocean Medical Center on 4,655 occasions.
- New Jersey's general hospitals are predominantly not-for-profit entities — any excess revenue over expenses is returned to the community in the form of new medical technology, expanded hospital services, maintenance and expansion of physical infrastructure and the enhanced ability to hire and maintain skilled workforce.

ANNUAL TAXES

Hackensack Meridian Health Ocean Medical Center pays \$2,509,800 annually in taxes including:

- 0.53 Percent Assessment: \$2,124,900
- Adjusted Admissions Assessment: \$282,400
- Newborn Screening Fees: \$102,500
- Other assessments such as New Jersey Poison Information & Education System (NJPIES) and Maternal and Child Health Consortium Assessment
- In addition, hospitals support their local municipalities through voluntary, negotiated payments and in-kind contributions.

SFY 2021 CHARITY CARE SUBSIDY SHORTFALL



Hackensack Meridian Health Palisades Medical Center

ANNUAL CONTRIBUTIONS TO THE LOCAL AND STATE ECONOMY

Total Economic Impact: \$231,706,000

▪ **1,177 full-time equivalent jobs, including:**

Nursing:	331
Therapy:	63
Radiology:	60
Pharmacy:	27
Pathology and Laboratory:	56
Dietary/Housekeeping/Maintenance:	150

Total Employee Payroll: \$84,868,000

Estimated State Income Taxes Paid by Employees: \$4,689,000

▪ **Purchased Services of \$9,102,000, including:**

Contracted Labor: \$2,020,000
Pharmaceutical Drugs: \$5,274,000
Dietary/Laundry/Housekeeping Supplies: \$162,000
Building Supplies: \$123,000
Utilities: \$1,523,000 including:
\$948,000 in Electric
\$292,000 in Oil & Gas
\$283,000 in Water/Sewage/Disposal

ANNUAL CONTRIBUTIONS AS A HEALTHCARE SAFETY NET

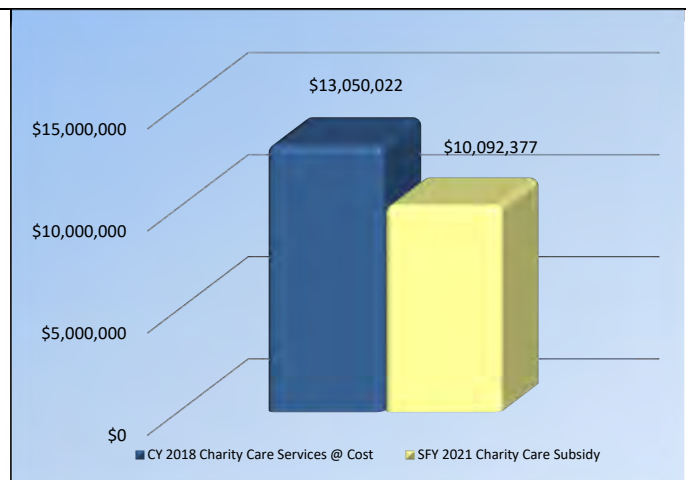
- Hospitals also give back to the community by serving as the primary source of medical services for the state's 692,000 uninsured, thus serving as the healthcare safety net for the most needy.
- In 2019, uninsured patients presented at Hackensack Meridian Health Palisades Medical Center on 19,277 occasions.
- New Jersey's general hospitals are predominantly not-for-profit entities — any excess revenue over expenses is returned to the community in the form of new medical technology, expanded hospital services, maintenance and expansion of physical infrastructure and the enhanced ability to hire and maintain skilled workforce.

ANNUAL TAXES

Hackensack Meridian Health Palisades Medical Center pays \$1,462,200 annually in taxes including:

- 0.53 Percent Assessment: \$1,139,700
- Adjusted Admissions Assessment: \$147,000
- Newborn Screening Fees: \$175,500
- Other assessments such as New Jersey Poison Information & Education System (NJPIES) and Maternal and Child Health Consortium Assessment
- In addition, hospitals support their local municipalities through voluntary, negotiated payments and in-kind contributions.

SFY 2021 CHARITY CARE SUBSIDY SHORTFALL



Hackensack Meridian Health Pascack Valley Medical Center

ANNUAL CONTRIBUTIONS TO THE LOCAL AND STATE ECONOMY

Total Economic Impact: \$119,598,000

▪ **445 full-time equivalent jobs, including:**

Nursing:	130
Therapy:	24
Radiology:	40
Pharmacy:	14
Pathology and Laboratory:	27
Dietary/Housekeeping/Maintenance:	16
Total Employee Payroll:	\$37,559,000
Estimated State Income Taxes Paid by Employees:	\$2,075,100

▪ **Purchased Services of \$29,449,000, including:**

Contracted Labor: \$21,518,000
Pharmaceutical Drugs: \$5,565,000
Dietary/Laundry/Housekeeping Supplies: \$264,000
Building Supplies: \$19,000
Utilities: \$2,083,000 including:
\$1,384,000 in Electric
\$320,000 in Oil & Gas
\$379,000 in Water/Sewage/Disposal

ANNUAL CONTRIBUTIONS AS A HEALTHCARE SAFETY NET

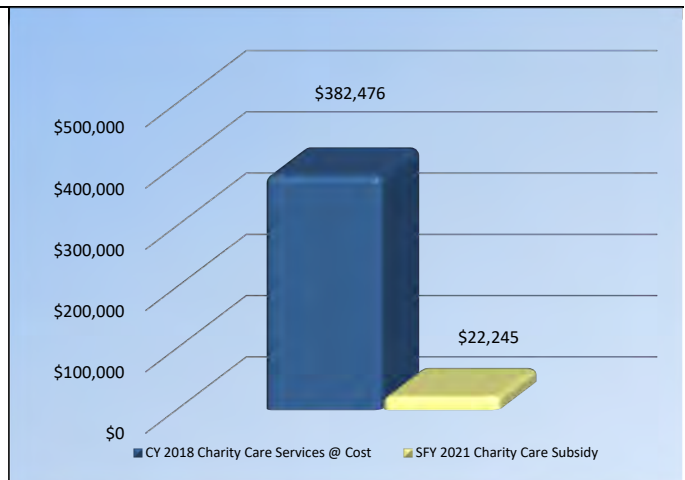
- Hospitals also give back to the community by serving as the primary source of medical services for the state's 692,000 uninsured, thus serving as the healthcare safety net for the most needy.
- In 2019, uninsured patients presented at Hackensack Meridian Health Pascack Valley Medical Center on 1,509 occasions.
- New Jersey's general hospitals are predominantly not-for-profit entities — any excess revenue over expenses is returned to the community in the form of new medical technology, expanded hospital services, maintenance and expansion of physical infrastructure and the enhanced ability to hire and maintain skilled workforce.

ANNUAL TAXES

Hackensack Meridian Health Pascack Valley Medical Center pays \$978,000 annually in taxes including:

- 0.53 Percent Assessment: \$701,100
- Adjusted Admissions Assessment: \$96,200
- Newborn Screening Fees: \$180,800
- Other assessments such as New Jersey Poison Information & Education System (NJPIES) and Maternal and Child Health Consortium Assessment
- In addition, hospitals support their local municipalities through voluntary, negotiated payments and in-kind contributions.

SFY 2021 CHARITY CARE SUBSIDY SHORTFALL



Hackensack Meridian Health Raritan Bay Medical Center Old Bridge

ANNUAL CONTRIBUTIONS TO THE LOCAL AND STATE ECONOMY

Total Economic Impact: \$90,679,000

▪ 476 full-time equivalent jobs, including:

Nursing:	156
Therapy:	18
Radiology:	38
Pharmacy:	15
Pathology and Laboratory:	17
Dietary/Housekeeping/Maintenance:	52
Total Employee Payroll:	\$36,204,000
Estimated State Income Taxes Paid by Employees:	\$2,000,300

▪ Purchased Services of \$7,692,000, including:

Contracted Labor: \$2,143,000
Pharmaceutical Drugs: \$3,626,000
Dietary/Laundry/Housekeeping Supplies: \$933,000
Building Supplies: \$74,000
Utilities: \$916,000 including:
\$700,000 in Electric
\$122,000 in Oil & Gas
\$94,000 in Water/Sewage/Disposal

ANNUAL CONTRIBUTIONS AS A HEALTHCARE SAFETY NET

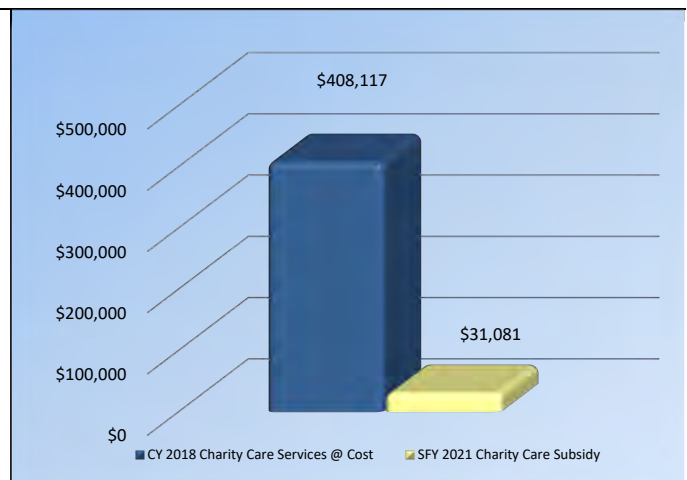
- Hospitals also give back to the community by serving as the primary source of medical services for the state's 692,000 uninsured, thus serving as the healthcare safety net for the most needy.
- In 2019, uninsured patients presented at Hackensack Meridian Health Raritan Bay Medical Center Old Bridge on 2,176 occasions.
- New Jersey's general hospitals are predominantly not-for-profit entities — any excess revenue over expenses is returned to the community in the form of new medical technology, expanded hospital services, maintenance and expansion of physical infrastructure and the enhanced ability to hire and maintain skilled workforce.

ANNUAL TAXES

Hackensack Meridian Health Raritan Bay Medical Center Old Bridge pays \$617,600 annually in taxes including:

- 0.53 Percent Assessment: \$538,100
- Adjusted Admissions Assessment: \$79,500
- Newborn Screening Fees: \$0
- Other assessments such as New Jersey Poison Information & Education System (NJPIES) and Maternal and Child Health Consortium Assessment
- In addition, hospitals support their local municipalities through voluntary, negotiated payments and in-kind contributions.

SFY 2021 CHARITY CARE SUBSIDY SHORTFALL



Hackensack Meridian Health Raritan Bay Medical Center Perth Amboy

ANNUAL CONTRIBUTIONS TO THE LOCAL AND STATE ECONOMY

Total Economic Impact: \$173,188,000

▪ **1,031 full-time equivalent jobs, including:**

Nursing:	312
Therapy:	30
Radiology:	42
Pharmacy:	19
Pathology and Laboratory:	53
Dietary/Housekeeping/Maintenance:	102
Total Employee Payroll:	\$77,114,000
Estimated State Income Taxes Paid by Employees:	\$4,260,500

▪ **Purchased Services of \$16,104,000, including:**

Contracted Labor: \$7,992,000
Pharmaceutical Drugs: \$3,605,000
Dietary/Laundry/Housekeeping Supplies: \$2,085,000
Building Supplies: \$428,000
Utilities: \$1,994,000 including:
\$1,254,000 in Electric
\$365,000 in Oil & Gas
\$375,000 in Water/Sewage/Disposal

ANNUAL CONTRIBUTIONS AS A HEALTHCARE SAFETY NET

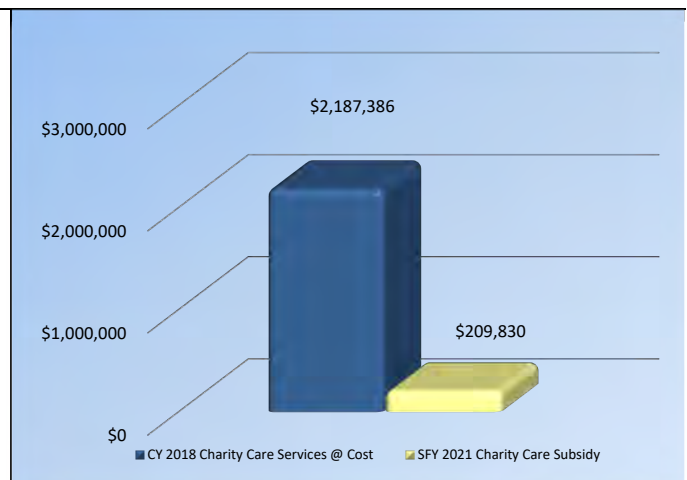
- Hospitals also give back to the community by serving as the primary source of medical services for the state's 692,000 uninsured, thus serving as the healthcare safety net for the most needy.
- In 2019, uninsured patients presented at Hackensack Meridian Health Raritan Bay Medical Center Perth Amboy on 10,728 occasions.
- New Jersey's general hospitals are predominantly not-for-profit entities — any excess revenue over expenses is returned to the community in the form of new medical technology, expanded hospital services, maintenance and expansion of physical infrastructure and the enhanced ability to hire and maintain skilled workforce.

ANNUAL TAXES

Hackensack Meridian Health Raritan Bay Medical Center Perth Amboy pays \$1,034,800 annually in taxes including:

- 0.53 Percent Assessment: \$760,700
- Adjusted Admissions Assessment: \$125,100
- Newborn Screening Fees: \$149,000
- Other assessments such as New Jersey Poison Information & Education System (NJPIES) and Maternal and Child Health Consortium Assessment
- In addition, hospitals support their local municipalities through voluntary, negotiated payments and in-kind contributions.

SFY 2021 CHARITY CARE SUBSIDY SHORTFALL



Hackensack Meridian Health Riverview Medical Center

ANNUAL CONTRIBUTIONS TO THE LOCAL AND STATE ECONOMY

Total Economic Impact: \$300,855,000

▪ **1,451 full-time equivalent jobs, including:**

Nursing:	405
Therapy:	52
Radiology:	89
Pharmacy:	39
Pathology and Laboratory:	47
Dietary/Housekeeping/Maintenance:	103
Total Employee Payroll:	\$115,971,000
Estimated State Income Taxes Paid by Employees:	\$6,407,400

▪ **Purchased Services of \$42,571,000, including:**

Contracted Labor: \$19,059,000
Pharmaceutical Drugs: \$15,944,000
Dietary/Laundry/Housekeeping Supplies: \$904,000
Building Supplies: \$4,392,000
Utilities: \$2,272,000 including:
\$1,541,000 in Electric
\$376,000 in Oil & Gas
\$355,000 in Water/Sewage/Disposal

ANNUAL CONTRIBUTIONS AS A HEALTHCARE SAFETY NET

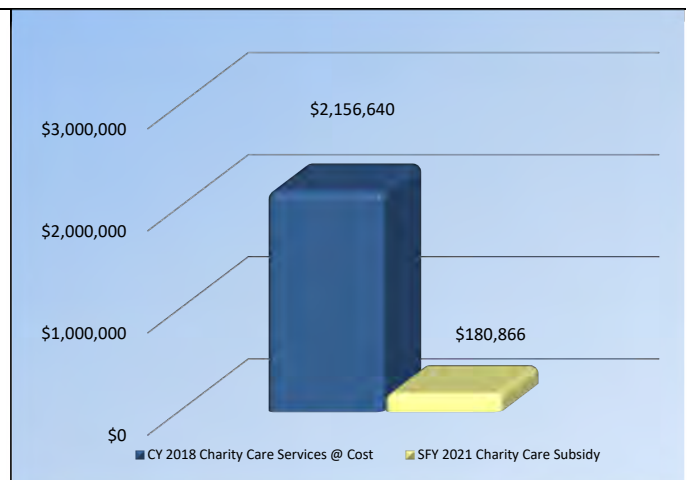
- Hospitals also give back to the community by serving as the primary source of medical services for the state's 692,000 uninsured, thus serving as the healthcare safety net for the most needy.
- In 2019, uninsured patients presented at Hackensack Meridian Health Riverview Medical Center on 7,133 occasions.
- New Jersey's general hospitals are predominantly not-for-profit entities — any excess revenue over expenses is returned to the community in the form of new medical technology, expanded hospital services, maintenance and expansion of physical infrastructure and the enhanced ability to hire and maintain skilled workforce.

ANNUAL TAXES

Hackensack Meridian Health Riverview Medical Center pays \$2,145,000 annually in taxes including:

- 0.53 Percent Assessment: \$1,708,400
- Adjusted Admissions Assessment: \$227,100
- Newborn Screening Fees: \$209,600
- Other assessments such as New Jersey Poison Information & Education System (NJPIES) and Maternal and Child Health Consortium Assessment
- In addition, hospitals support their local municipalities through voluntary, negotiated payments and in-kind contributions.

SFY 2021 CHARITY CARE SUBSIDY SHORTFALL



Hackensack Meridian Health Southern Ocean Medical Center

ANNUAL CONTRIBUTIONS TO THE LOCAL AND STATE ECONOMY

Total Economic Impact: \$206,183,000

▪ **970 full-time equivalent jobs, including:**

Nursing:	251
Therapy:	40
Radiology:	70
Pharmacy:	22
Pathology and Laboratory:	34
Dietary/Housekeeping/Maintenance:	75
Total Employee Payroll:	\$73,658,000
Estimated State Income Taxes Paid by Employees:	\$4,069,600

▪ **Purchased Services of \$44,955,000, including:**

Contracted Labor: \$12,001,000
Pharmaceutical Drugs: \$26,065,000
Dietary/Laundry/Housekeeping Supplies: \$2,627,000
Building Supplies: \$1,842,000
Utilities: \$2,420,000 including:
\$1,665,000 in Electric
\$335,000 in Oil & Gas
\$420,000 in Water/Sewage/Disposal

ANNUAL CONTRIBUTIONS AS A HEALTHCARE SAFETY NET

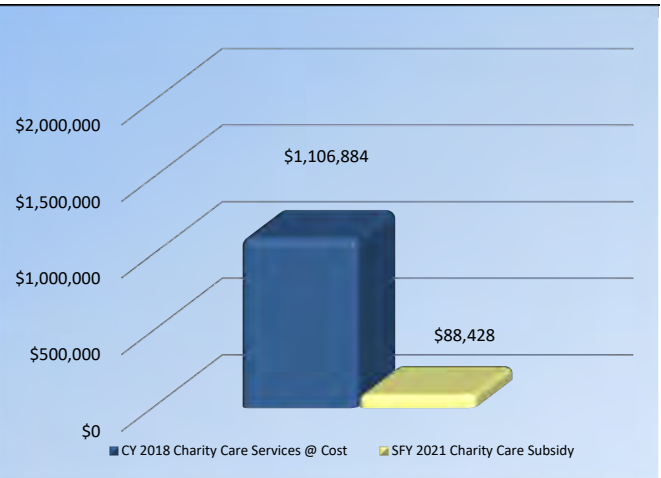
- Hospitals also give back to the community by serving as the primary source of medical services for the state's 692,000 uninsured, thus serving as the healthcare safety net for the most needy.
- In 2019, uninsured patients presented at Hackensack Meridian Health Southern Ocean Medical Center on 3,210 occasions.
- New Jersey's general hospitals are predominantly not-for-profit entities — any excess revenue over expenses is returned to the community in the form of new medical technology, expanded hospital services, maintenance and expansion of physical infrastructure and the enhanced ability to hire and maintain skilled workforce.

ANNUAL TAXES

Hackensack Meridian Health Southern Ocean Medical Center pays \$1,321,800 annually in taxes including:

- 0.53 Percent Assessment: \$1,102,900
- Adjusted Admissions Assessment: \$166,000
- Newborn Screening Fees: \$52,800
- Other assessments such as New Jersey Poison Information & Education System (NJPIES) and Maternal and Child Health Consortium Assessment
- In addition, hospitals support their local municipalities through voluntary, negotiated payments and in-kind contributions.

SFY 2021 CHARITY CARE SUBSIDY SHORTFALL



Hackettstown Medical Center

ANNUAL CONTRIBUTIONS TO THE LOCAL AND STATE ECONOMY

Total Economic Impact: \$96,551,000

▪ **526 full-time equivalent jobs, including:**

Nursing:	123
Therapy:	34
Radiology:	39
Pharmacy:	18
Pathology and Laboratory:	23
Dietary/Housekeeping/Maintenance:	63
Total Employee Payroll:	\$38,158,000
Estimated State Income Taxes Paid by Employees:	\$2,108,200

▪ **Purchased Services of \$13,982,000, including:**

Contracted Labor: \$1,694,000
Pharmaceutical Drugs: \$10,103,000
Dietary/Laundry/Housekeeping Supplies: \$867,000
Building Supplies: \$147,000
Utilities: \$1,171,000 including:
\$746,000 in Electric
\$249,000 in Oil & Gas
\$176,000 in Water/Sewage/Disposal

ANNUAL CONTRIBUTIONS AS A HEALTHCARE SAFETY NET

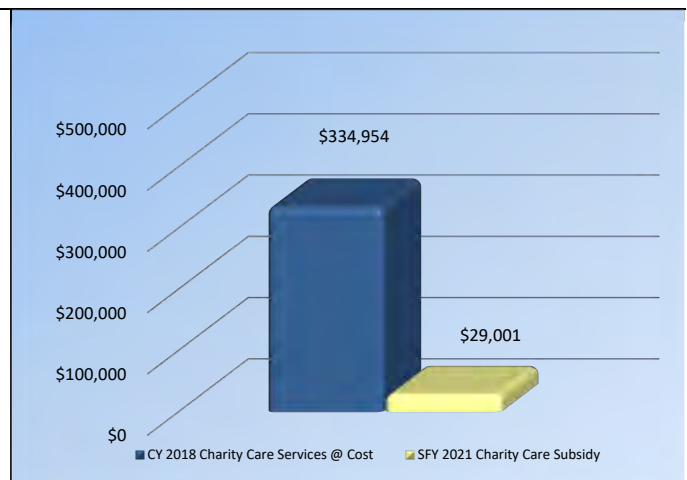
- Hospitals also give back to the community by serving as the primary source of medical services for the state's 692,000 uninsured, thus serving as the healthcare safety net for the most needy.
- In 2019, uninsured patients presented at Hackettstown Medical Center on 2,428 occasions.
- New Jersey's general hospitals are predominantly not-for-profit entities — any excess revenue over expenses is returned to the community in the form of new medical technology, expanded hospital services, maintenance and expansion of physical infrastructure and the enhanced ability to hire and maintain skilled workforce.

ANNUAL TAXES

Hackettstown Medical Center pays \$563,400 annually in taxes including:

- 0.53 Percent Assessment: \$494,000
- Adjusted Admissions Assessment: \$69,400
- Newborn Screening Fees: \$0
- Other assessments such as New Jersey Poison Information & Education System (NJPIES) and Maternal and Child Health Consortium Assessment
- In addition, hospitals support their local municipalities through voluntary, negotiated payments and in-kind contributions.

SFY 2021 CHARITY CARE SUBSIDY SHORTFALL



Holy Name Medical Center

ANNUAL CONTRIBUTIONS TO THE LOCAL AND STATE ECONOMY

Total Economic Impact: \$399,075,000

▪ **2,102 full-time equivalent jobs, including:**

Nursing:	493
Therapy:	106
Radiology:	214
Pharmacy:	47
Pathology and Laboratory:	106
Dietary/Housekeeping/Maintenance:	222
Total Employee Payroll:	\$159,152,000
Estimated State Income Taxes Paid by Employees:	\$8,793,100

▪ **Purchased Services of \$103,205,000, including:**

Contracted Labor: \$31,746,000
Pharmaceutical Drugs: \$64,746,000
Dietary/Laundry/Housekeeping Supplies: \$2,692,000
Building Supplies: \$358,000
Utilities: \$3,663,000 including:
\$2,368,000 in Electric
\$344,000 in Oil & Gas
\$951,000 in Water/Sewage/Disposal

ANNUAL CONTRIBUTIONS AS A HEALTHCARE SAFETY NET

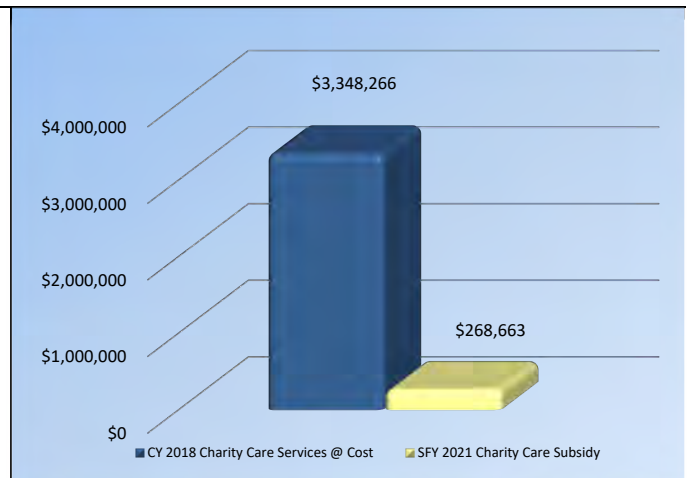
- Hospitals also give back to the community by serving as the primary source of medical services for the state's 692,000 uninsured, thus serving as the healthcare safety net for the most needy.
- In 2019, uninsured patients presented at Holy Name Medical Center on 8,545 occasions.
- New Jersey's general hospitals are predominantly not-for-profit entities — any excess revenue over expenses is returned to the community in the form of new medical technology, expanded hospital services, maintenance and expansion of physical infrastructure and the enhanced ability to hire and maintain skilled workforce.

ANNUAL TAXES

Holy Name Medical Center pays \$3,163,000 annually in taxes including:

- 0.53 Percent Assessment: \$2,424,200
- Adjusted Admissions Assessment: \$506,500
- Newborn Screening Fees: \$232,400
- Other assessments such as New Jersey Poison Information & Education System (NJPIES) and Maternal and Child Health Consortium Assessment
- In addition, hospitals support their local municipalities through voluntary, negotiated payments and in-kind contributions.

SFY 2021 CHARITY CARE SUBSIDY SHORTFALL



Hudson Regional Hospital

ANNUAL CONTRIBUTIONS TO THE LOCAL AND STATE ECONOMY

Total Economic Impact: \$130,890,000

▪ **371 full-time equivalent jobs, including:**

Nursing:	82
Therapy:	10
Radiology:	17
Pharmacy:	9
Pathology and Laboratory:	21
Dietary/Housekeeping/Maintenance:	47
Total Employee Payroll:	\$30,679,000
Estimated State Income Taxes Paid by Employees:	\$1,695,000

▪ **Purchased Services of \$11,075,000, including:**

Contracted Labor: \$7,516,000
Pharmaceutical Drugs: \$1,384,000
Dietary/Laundry/Housekeeping Supplies: \$771,000
Building Supplies: \$17,000
Utilities: \$1,387,000 including:
\$630,000 in Electric
\$9,000 in Oil & Gas
\$748,000 in Water/Sewage/Disposal

ANNUAL CONTRIBUTIONS AS A HEALTHCARE SAFETY NET

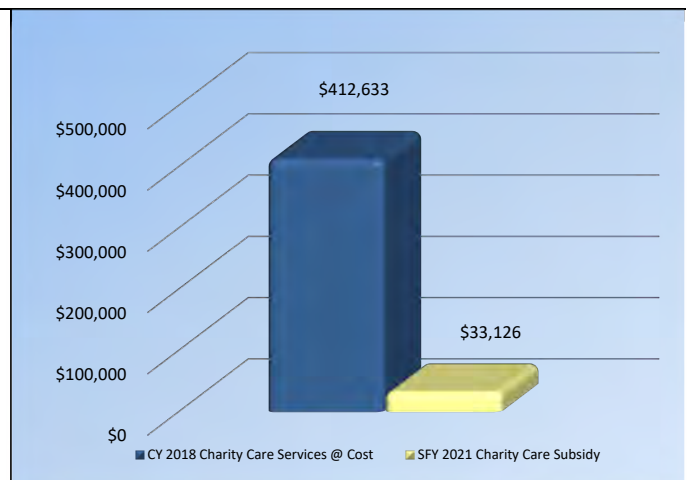
- Hospitals also give back to the community by serving as the primary source of medical services for the state's 692,000 uninsured, thus serving as the healthcare safety net for the most needy.
- In 2019, uninsured patients presented at Hudson Regional Hospital on 3,166 occasions.
- New Jersey's general hospitals are predominantly not-for-profit entities — any excess revenue over expenses is returned to the community in the form of new medical technology, expanded hospital services, maintenance and expansion of physical infrastructure and the enhanced ability to hire and maintain skilled workforce.

ANNUAL TAXES

Hudson Regional Hospital pays \$871,000 annually in taxes including:

- 0.53 Percent Assessment: \$742,100
- Adjusted Admissions Assessment: \$65,900
- Newborn Screening Fees: \$63,000
- Other assessments such as New Jersey Poison Information & Education System (NJPIES) and Maternal and Child Health Consortium Assessment
- In addition, hospitals support their local municipalities through voluntary, negotiated payments and in-kind contributions.

SFY 2021 CHARITY CARE SUBSIDY SHORTFALL



Hunterdon Medical Center

ANNUAL CONTRIBUTIONS TO THE LOCAL AND STATE ECONOMY

Total Economic Impact: \$350,881,000

▪ **2,216 full-time equivalent jobs, including:**

Nursing:	295
Therapy:	87
Radiology:	94
Pharmacy:	27
Pathology and Laboratory:	78
Dietary/Housekeeping/Maintenance:	132
Total Employee Payroll:	\$165,048,000
Estimated State Income Taxes Paid by Employees:	\$9,118,900

▪ **Purchased Services of \$16,289,000, including:**

Contracted Labor: \$5,384,000
Pharmaceutical Drugs: \$6,730,000
Dietary/Laundry/Housekeeping Supplies: \$1,018,000
Building Supplies: \$507,000
Utilities: \$2,650,000 including:
\$1,804,000 in Electric
\$555,000 in Oil & Gas
\$291,000 in Water/Sewage/Disposal

ANNUAL CONTRIBUTIONS AS A HEALTHCARE SAFETY NET

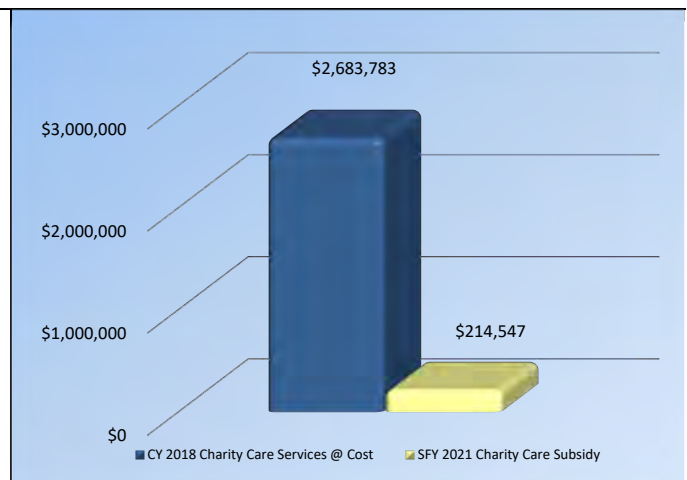
- Hospitals also give back to the community by serving as the primary source of medical services for the state's 692,000 uninsured, thus serving as the healthcare safety net for the most needy.
- In 2019, uninsured patients presented at Hunterdon Medical Center on 18,231 occasions.
- New Jersey's general hospitals are predominantly not-for-profit entities — any excess revenue over expenses is returned to the community in the form of new medical technology, expanded hospital services, maintenance and expansion of physical infrastructure and the enhanced ability to hire and maintain skilled workforce.

ANNUAL TAXES

Hunterdon Medical Center pays \$2,378,700 annually in taxes including:

- 0.53 Percent Assessment: \$1,915,300
- Adjusted Admissions Assessment: \$309,900
- Newborn Screening Fees: \$153,500
- Other assessments such as New Jersey Poison Information & Education System (NJPIES) and Maternal and Child Health Consortium Assessment
- In addition, hospitals support their local municipalities through voluntary, negotiated payments and in-kind contributions.

SFY 2021 CHARITY CARE SUBSIDY SHORTFALL



Inspira Medical Center Elmer

ANNUAL CONTRIBUTIONS TO THE LOCAL AND STATE ECONOMY

Total Economic Impact: \$60,408,000

▪ **349 full-time equivalent jobs, including:**

Nursing:	87
Therapy:	11
Radiology:	26
Pharmacy:	6
Pathology and Laboratory:	15
Dietary/Housekeeping/Maintenance:	38
Total Employee Payroll:	\$26,389,000
Estimated State Income Taxes Paid by Employees:	\$1,458,000

▪ **Purchased Services of \$7,546,000, including:**

Contracted Labor: \$5,443,000
Pharmaceutical Drugs: \$866,000
Dietary/Laundry/Housekeeping Supplies: \$452,000
Building Supplies: \$8,000
Utilities: \$777,000 including:
\$539,000 in Electric
\$132,000 in Oil & Gas
\$106,000 in Water/Sewage/Disposal

ANNUAL CONTRIBUTIONS AS A HEALTHCARE SAFETY NET

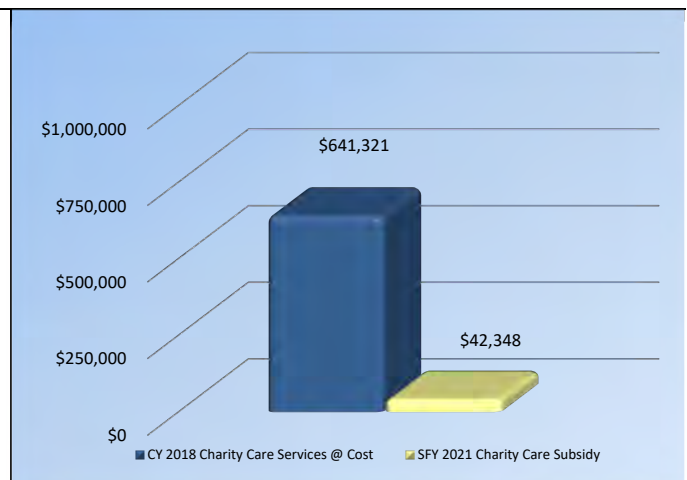
- Hospitals also give back to the community by serving as the primary source of medical services for the state's 692,000 uninsured, thus serving as the healthcare safety net for the most needy.
- In 2019, uninsured patients presented at Inspira Medical Center Elmer on 2,348 occasions.
- New Jersey's general hospitals are predominantly not-for-profit entities — any excess revenue over expenses is returned to the community in the form of new medical technology, expanded hospital services, maintenance and expansion of physical infrastructure and the enhanced ability to hire and maintain skilled workforce.

ANNUAL TAXES

Inspira Medical Center Elmer pays \$453,200 annually in taxes including:

- 0.53 Percent Assessment: \$354,100
- Adjusted Admissions Assessment: \$57,800
- Newborn Screening Fees: \$41,300
- Other assessments such as New Jersey Poison Information & Education System (NJPIES) and Maternal and Child Health Consortium Assessment
- In addition, hospitals support their local municipalities through voluntary, negotiated payments and in-kind contributions.

SFY 2021 CHARITY CARE SUBSIDY SHORTFALL



Inspira Medical Center Vineland

ANNUAL CONTRIBUTIONS TO THE LOCAL AND STATE ECONOMY

Total Economic Impact: \$397,437,000

▪ **2,372 full-time equivalent jobs, including:**

Nursing:	698
Therapy:	43
Radiology:	163
Pharmacy:	31
Pathology and Laboratory:	84
Dietary/Housekeeping/Maintenance:	204
Total Employee Payroll:	\$170,609,000
Estimated State Income Taxes Paid by Employees:	\$9,426,100

▪ **Purchased Services of \$46,517,000, including:**

Contracted Labor: \$27,032,000
Pharmaceutical Drugs: \$10,842,000
Dietary/Laundry/Housekeeping Supplies: \$3,226,000
Building Supplies: \$29,000
Utilities: \$5,388,000 including:
\$3,866,000 in Electric
\$926,000 in Oil & Gas
\$596,000 in Water/Sewage/Disposal

ANNUAL CONTRIBUTIONS AS A HEALTHCARE SAFETY NET

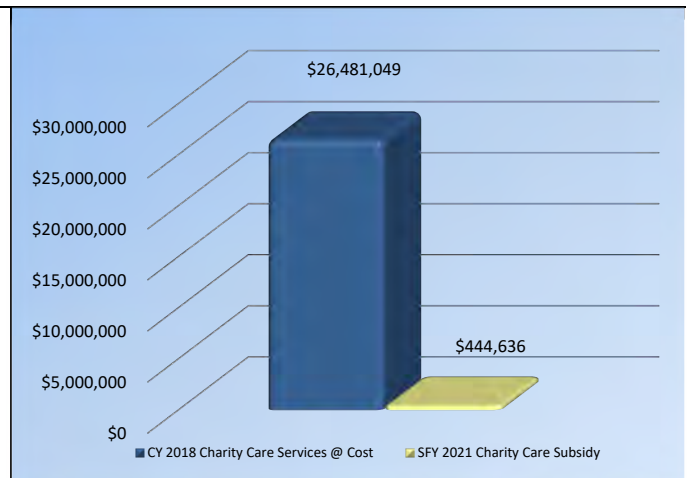
- Hospitals also give back to the community by serving as the primary source of medical services for the state's 692,000 uninsured, thus serving as the healthcare safety net for the most needy.
- In 2019, uninsured patients presented at Inspira Medical Center Vineland on 23,125 occasions.
- New Jersey's general hospitals are predominantly not-for-profit entities — any excess revenue over expenses is returned to the community in the form of new medical technology, expanded hospital services, maintenance and expansion of physical infrastructure and the enhanced ability to hire and maintain skilled workforce.

ANNUAL TAXES

Inspira Medical Center Vineland pays \$2,987,500 annually in taxes including:

- 0.53 Percent Assessment: \$2,365,900
- Adjusted Admissions Assessment: \$334,300
- Newborn Screening Fees: \$287,300
- Other assessments such as New Jersey Poison Information & Education System (NJPIES) and Maternal and Child Health Consortium Assessment
- In addition, hospitals support their local municipalities through voluntary, negotiated payments and in-kind contributions.

SFY 2021 CHARITY CARE SUBSIDY SHORTFALL



Inspira Medical Center Woodbury

ANNUAL CONTRIBUTIONS TO THE LOCAL AND STATE ECONOMY

Total Economic Impact: \$219,126,000

▪ **1,346 full-time equivalent jobs, Including:**

Nursing:	325
Therapy:	40
Radiology:	52
Pharmacy:	22
Pathology and Laboratory:	41
Dietary/Housekeeping/Maintenance:	98
Total Employee Payroll:	\$96,430,000
Estimated State Income Taxes Paid by Employees:	\$5,327,800

▪ **Purchased Services of \$26,035,000, Including:**

Contracted Labor: \$18,409,000
Pharmaceutical Drugs: \$4,109,000
Dietary/Laundry/Housekeeping Supplies: \$1,414,000
Building Supplies: \$1,000
Utilities: \$2,102,000 including:
\$1,343,000 in Electric
\$253,000 in Oil & Gas
\$506,000 in Water/Sewage/Disposal

ANNUAL CONTRIBUTIONS AS A HEALTHCARE SAFETY NET

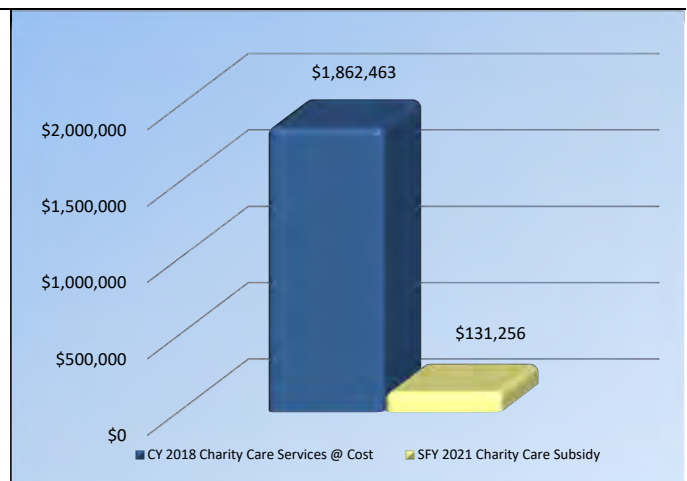
- Hospitals also give back to the community by serving as the primary source of medical services for the state's 692,000 uninsured, thus serving as the healthcare safety net for the most needy.
- In 2019, uninsured patients presented at Inspira Medical Center Woodbury on 6,527 occasions.
- New Jersey's general hospitals are predominantly not-for-profit entities — any excess revenue over expenses is returned to the community in the form of new medical technology, expanded hospital services, maintenance and expansion of physical infrastructure and the enhanced ability to hire and maintain skilled workforce.

ANNUAL TAXES

Inspira Medical Center Woodbury pays \$1,585,200 annually in taxes Including:

- 0.53 Percent Assessment: \$1,249,900
- Adjusted Admissions Assessment: \$182,500
- Newborn Screening Fees: \$152,900
- Other assessments such as New Jersey Poison Information & Education System (NJPIES) and Maternal and Child Health Consortium Assessment
- In addition, hospitals support their local municipalities through voluntary, negotiated payments and in-kind contributions.

SFY 2021 CHARITY CARE SUBSIDY SHORTFALL



Note: Inspira Medical Center Woodbury ceased providing inpatient services as of December 2019.

Jefferson Cherry Hill Hospital

ANNUAL CONTRIBUTIONS TO THE LOCAL AND STATE ECONOMY

Total Economic Impact: \$161,094,000

▪ **888 full-time equivalent jobs, including:**

Nursing:	445
Therapy:	21
Radiology:	41
Pharmacy:	15
Pathology and Laboratory:	42
Dietary/Housekeeping/Maintenance:	79
Total Employee Payroll:	\$66,277,000
Estimated State Income Taxes Paid by Employees:	\$3,661,800

▪ **Purchased Services of \$35,375,000, including:**

Contracted Labor: \$25,271,000
Pharmaceutical Drugs: \$7,558,000
Dietary/Laundry/Housekeeping Supplies: \$127,000
Building Supplies: \$265,000
Utilities: \$2,154,000 including:
\$1,682,000 in Electric
\$245,000 in Oil & Gas
\$227,000 in Water/Sewage/Disposal

ANNUAL CONTRIBUTIONS AS A HEALTHCARE SAFETY NET

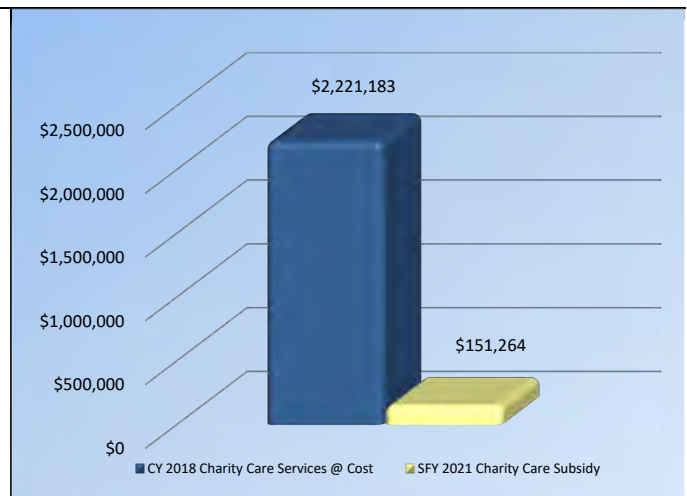
- Hospitals also give back to the community by serving as the primary source of medical services for the state's 692,000 uninsured, thus serving as the healthcare safety net for the most needy.
- In 2019, uninsured patients presented at Jefferson Cherry Hill Hospital on 3,525 occasions.
- New Jersey's general hospitals are predominantly not-for-profit entities — any excess revenue over expenses is returned to the community in the form of new medical technology, expanded hospital services, maintenance and expansion of physical infrastructure and the enhanced ability to hire and maintain skilled workforce.

ANNUAL TAXES

Jefferson Cherry Hill Hospital pays \$657,500 annually in taxes including:

- 0.53 Percent Assessment: \$547,800
- Adjusted Admissions Assessment: \$109,700
- Newborn Screening Fees: \$0
- Other assessments such as New Jersey Poison Information & Education System (NJPIES) and Maternal and Child Health Consortium Assessment
- In addition, hospitals support their local municipalities through voluntary, negotiated payments and in-kind contributions.

SFY 2021 CHARITY CARE SUBSIDY SHORTFALL



Jefferson Stratford Hospital

ANNUAL CONTRIBUTIONS TO THE LOCAL AND STATE ECONOMY

Total Economic Impact: \$141,462,000

▪ **619 full-time equivalent jobs, including:**

Nursing:	175
Therapy:	20
Radiology:	52
Pharmacy:	10
Pathology and Laboratory:	20
Dietary/Housekeeping/Maintenance:	74
Total Employee Payroll:	\$53,669,000
Estimated State Income Taxes Paid by Employees:	\$2,965,200

▪ **Purchased Services of \$31,352,000, including:**

Contracted Labor: \$22,091,000
Pharmaceutical Drugs: \$7,621,000
Dietary/Laundry/Housekeeping Supplies: \$43,000
Building Supplies: \$92,000
Utilities: \$1,505,000 including:
\$952,000 in Electric
\$340,000 in Oil & Gas
\$213,000 in Water/Sewage/Disposal

ANNUAL CONTRIBUTIONS AS A HEALTHCARE SAFETY NET

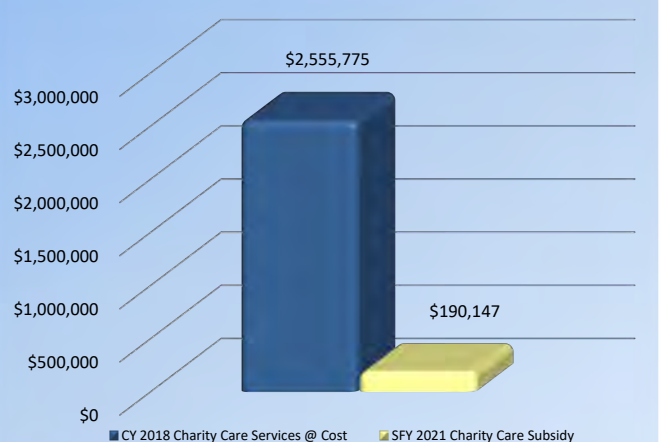
- Hospitals also give back to the community by serving as the primary source of medical services for the state's 692,000 uninsured, thus serving as the healthcare safety net for the most needy.
- In 2019, uninsured patients presented at Jefferson Stratford Hospital on 4,145 occasions.
- New Jersey's general hospitals are predominantly not-for-profit entities — any excess revenue over expenses is returned to the community in the form of new medical technology, expanded hospital services, maintenance and expansion of physical infrastructure and the enhanced ability to hire and maintain skilled workforce.

ANNUAL TAXES

Jefferson Stratford Hospital pays \$927,100 annually in taxes including:

- 0.53 Percent Assessment: \$863,500
- Adjusted Admissions Assessment: \$63,600
- Newborn Screening Fees: \$0
- Other assessments such as New Jersey Poison Information & Education System (NJPIES) and Maternal and Child Health Consortium Assessment
- In addition, hospitals support their local municipalities through voluntary, negotiated payments and in-kind contributions.

SFY 2021 CHARITY CARE SUBSIDY SHORTFALL



Jefferson Washington Township Hospital

ANNUAL CONTRIBUTIONS TO THE LOCAL AND STATE ECONOMY

Total Economic Impact: \$287,169,000

▪ **1,308 full-time equivalent jobs, including:**

Nursing:	467
Therapy:	36
Radiology:	107
Pharmacy:	20
Pathology and Laboratory:	30
Dietary/Housekeeping/Maintenance:	124
Total Employee Payroll:	\$114,620,000
Estimated State Income Taxes Paid by Employees:	\$6,332,800

▪ **Purchased Services of \$57,533,000, including:**

Contracted Labor: \$37,074,000
Pharmaceutical Drugs: \$14,615,000
Dietary/Laundry/Housekeeping Supplies: \$1,050,000
Building Supplies: \$2,204,000
Utilities: \$2,590,000 including:
\$2,076,000 in Electric
\$321,000 in Oil & Gas
\$192,000 in Water/Sewage/Disposal

ANNUAL CONTRIBUTIONS AS A HEALTHCARE SAFETY NET

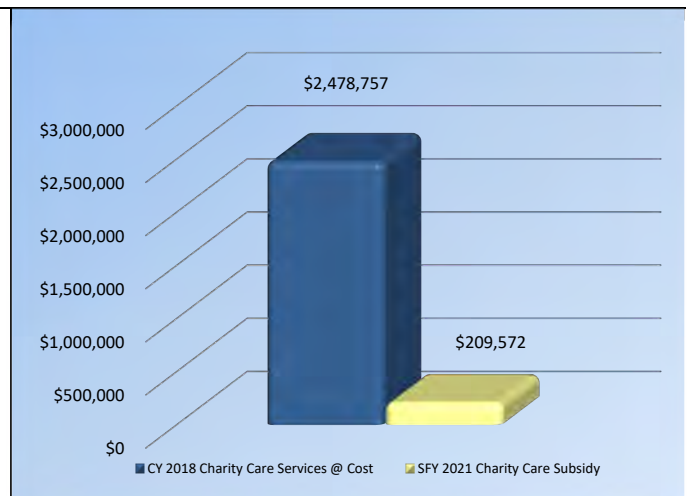
- Hospitals also give back to the community by serving as the primary source of medical services for the state's 692,000 uninsured, thus serving as the healthcare safety net for the most needy.
- In 2019, uninsured patients presented at Jefferson Washington Township Hospital on 5,021 occasions.
- New Jersey's general hospitals are predominantly not-for-profit entities — any excess revenue over expenses is returned to the community in the form of new medical technology, expanded hospital services, maintenance and expansion of physical infrastructure and the enhanced ability to hire and maintain skilled workforce.

ANNUAL TAXES

Jefferson Washington Township Hospital pays \$2,549,000 annually in taxes including:

- 0.53 Percent Assessment: \$2,149,700
- Adjusted Admissions Assessment: \$255,400
- Newborn Screening Fees: \$143,900
- Other assessments such as New Jersey Poison Information & Education System (NJPIES) and Maternal and Child Health Consortium Assessment
- In addition, hospitals support their local municipalities through voluntary, negotiated payments and in-kind contributions.

SFY 2021 CHARITY CARE SUBSIDY SHORTFALL



Jersey City Medical Center

ANNUAL CONTRIBUTIONS TO THE LOCAL AND STATE ECONOMY

Total Economic Impact: \$419,219,000

▪ **2,022 full-time equivalent jobs, including:**

Nursing:	398
Therapy:	53
Radiology:	71
Pharmacy:	47
Pathology and Laboratory:	42
Dietary/Housekeeping/Maintenance:	130
Total Employee Payroll:	\$156,458,000
Estimated State Income Taxes Paid by Employees:	\$8,644,300

▪ **Purchased Services of \$58,820,000, including:**

Contracted Labor: \$33,221,000
Pharmaceutical Drugs: \$15,852,000
Dietary/Laundry/Housekeeping Supplies: \$4,704,000
Building Supplies: \$0
Utilities: \$5,043,000 including:
\$2,302,000 in Electric
\$470,000 in Oil & Gas
\$2,271,000 in Water/Sewage/Disposal

ANNUAL CONTRIBUTIONS AS A HEALTHCARE SAFETY NET

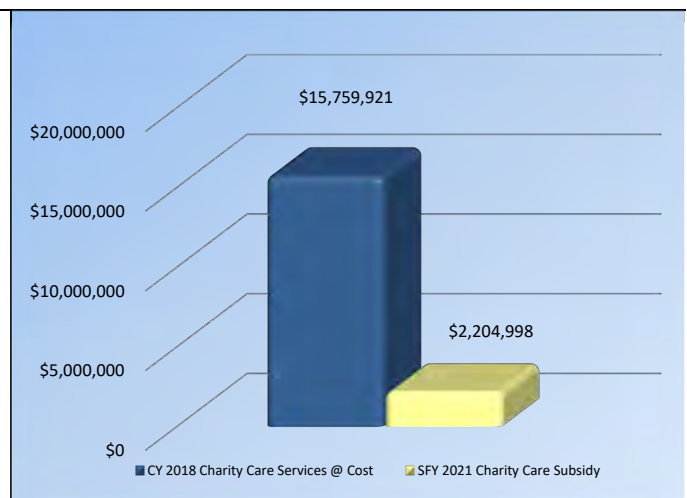
- Hospitals also give back to the community by serving as the primary source of medical services for the state's 692,000 uninsured, thus serving as the healthcare safety net for the most needy.
- In 2019, uninsured patients presented at Jersey City Medical Center on 39,827 occasions.
- New Jersey's general hospitals are predominantly not-for-profit entities — any excess revenue over expenses is returned to the community in the form of new medical technology, expanded hospital services, maintenance and expansion of physical infrastructure and the enhanced ability to hire and maintain skilled workforce.

ANNUAL TAXES

Jersey City Medical Center pays \$2,703,400 annually in taxes including:

- 0.53 Percent Assessment: \$2,150,500
- Adjusted Admissions Assessment: \$297,200
- Newborn Screening Fees: \$255,800
- Other assessments such as New Jersey Poison Information & Education System (NJPIES) and Maternal and Child Health Consortium Assessment
- In addition, hospitals support their local municipalities through voluntary, negotiated payments and in-kind contributions.

SFY 2021 CHARITY CARE SUBSIDY SHORTFALL



Monmouth Medical Center

ANNUAL CONTRIBUTIONS TO THE LOCAL AND STATE ECONOMY

Total Economic Impact: \$406,577,000

▪ **1,940 full-time equivalent jobs, including:**

Nursing:	546
Therapy:	45
Radiology:	74
Pharmacy:	39
Pathology and Laboratory:	77
Dietary/Housekeeping/Maintenance:	135
Total Employee Payroll:	\$151,957,000
Estimated State Income Taxes Paid by Employees:	\$8,395,600

▪ **Purchased Services of \$61,535,000, including:**

Contracted Labor: \$20,697,000
Pharmaceutical Drugs: \$32,303,000
Dietary/Laundry/Housekeeping Supplies: \$4,220,000
Building Supplies: \$3,000
Utilities: \$4,312,000 including:
\$2,211,000 in Electric
\$691,000 in Oil & Gas
\$1,410,000 in Water/Sewage/Disposal

ANNUAL CONTRIBUTIONS AS A HEALTHCARE SAFETY NET

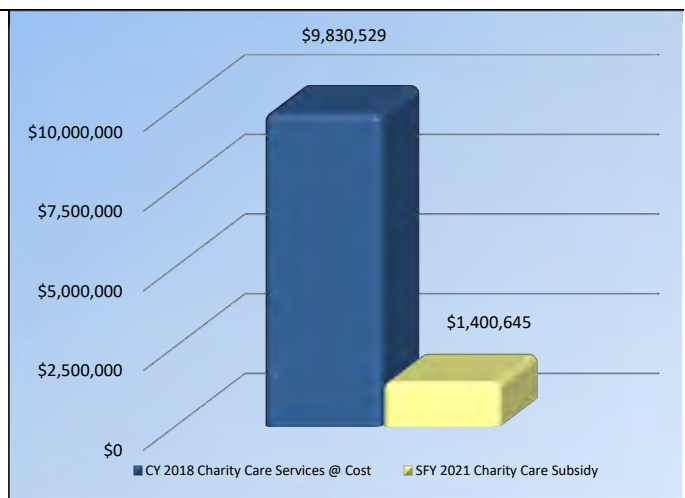
- Hospitals also give back to the community by serving as the primary source of medical services for the state's 692,000 uninsured, thus serving as the healthcare safety net for the most needy.
- In 2019, uninsured patients presented at Monmouth Medical Center on 10,310 occasions.
- New Jersey's general hospitals are predominantly not-for-profit entities — any excess revenue over expenses is returned to the community in the form of new medical technology, expanded hospital services, maintenance and expansion of physical infrastructure and the enhanced ability to hire and maintain skilled workforce.

ANNUAL TAXES

Monmouth Medical Center pays \$4,157,900 annually in taxes including:

- 0.53 Percent Assessment: \$2,217,000
- Adjusted Admissions Assessment: \$440,300
- Newborn Screening Fees: \$1,500,600
- Other assessments such as New Jersey Poison Information & Education System (NJPIES) and Maternal and Child Health Consortium Assessment
- In addition, hospitals support their local municipalities through voluntary, negotiated payments and in-kind contributions.

SFY 2021 CHARITY CARE SUBSIDY SHORTFALL



Monmouth Medical Center, Southern Campus

ANNUAL CONTRIBUTIONS TO THE LOCAL AND STATE ECONOMY

Total Economic Impact: \$134,667,000

▪ **664 full-time equivalent jobs, including:**

Nursing:	231
Therapy:	32
Radiology:	36
Pharmacy:	18
Pathology and Laboratory:	22
Dietary/Housekeeping/Maintenance:	50
Total Employee Payroll:	\$50,797,000
Estimated State Income Taxes Paid by Employees:	\$2,806,500

▪ **Purchased Services of \$22,098,000, including:**

Contracted Labor: \$5,440,000
Pharmaceutical Drugs: \$13,641,000
Dietary/Laundry/Housekeeping Supplies: \$1,185,000
Building Supplies: \$0
Utilities: \$1,832,000 including:
\$931,000 in Electric
\$299,000 in Oil & Gas
\$602,000 in Water/Sewage/Disposal

ANNUAL CONTRIBUTIONS AS A HEALTHCARE SAFETY NET

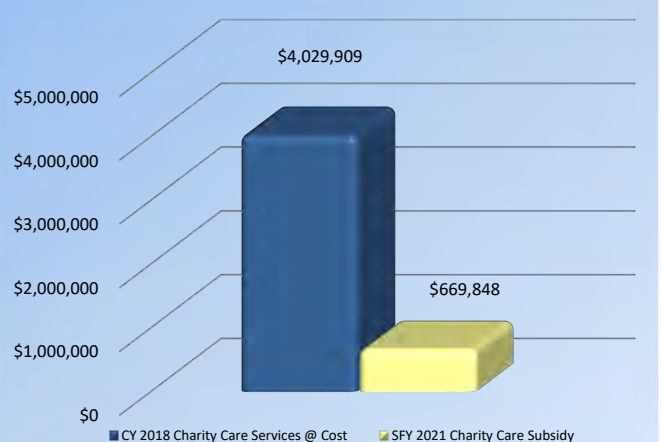
- Hospitals also give back to the community by serving as the primary source of medical services for the state's 692,000 uninsured, thus serving as the healthcare safety net for the most needy.
- In 2019, uninsured patients presented at Monmouth Medical Center, Southern Campus on 9,628 occasions.
- New Jersey's general hospitals are predominantly not-for-profit entities — any excess revenue over expenses is returned to the community in the form of new medical technology, expanded hospital services, maintenance and expansion of physical infrastructure and the enhanced ability to hire and maintain skilled workforce.

ANNUAL TAXES

Monmouth Medical Center, Southern Campus pays \$795,000 annually in taxes including:

- 0.53 Percent Assessment: \$686,700
- Adjusted Admissions Assessment: \$108,300
- Newborn Screening Fees: \$0
- Other assessments such as New Jersey Poison Information & Education System (NJPIES) and Maternal and Child Health Consortium Assessment
- In addition, hospitals support their local municipalities through voluntary, negotiated payments and in-kind contributions.

SFY 2021 CHARITY CARE SUBSIDY SHORTFALL



Morristown Medical Center

ANNUAL CONTRIBUTIONS TO THE LOCAL AND STATE ECONOMY

Total Economic Impact: \$1,288,243,000

▪ **5,950 full-time equivalent jobs, including:**

Nursing:	1,486
Therapy:	250
Radiology:	302
Pharmacy:	129
Pathology and Laboratory:	285
Dietary/Housekeeping/Maintenance:	480
Total Employee Payroll:	\$484,743,000
Estimated State Income Taxes Paid by Employees:	\$26,782,100

▪ **Purchased Services of \$169,727,000, including:**

Contracted Labor: \$26,073,000
Pharmaceutical Drugs: \$124,164,000
Dietary/Laundry/Housekeeping Supplies: \$6,763,000
Building Supplies: \$1,601,000
Utilities: \$11,126,000 including:
\$5,744,000 in Electric
\$2,620,000 in Oil & Gas
\$2,762,000 in Water/Sewage/Disposal

ANNUAL CONTRIBUTIONS AS A HEALTHCARE SAFETY NET

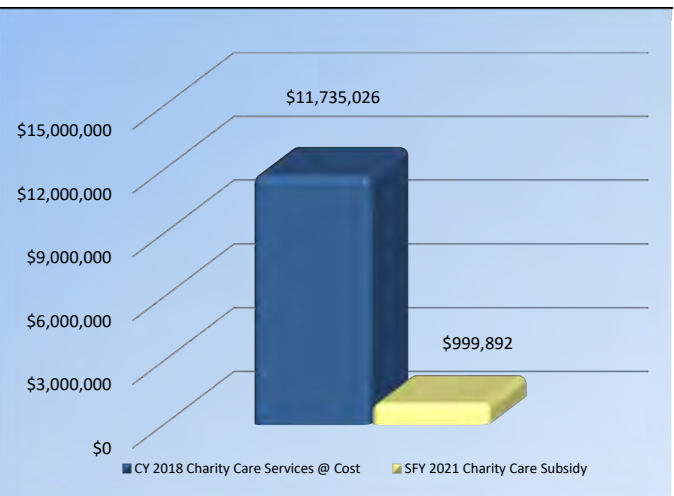
- Hospitals also give back to the community by serving as the primary source of medical services for the state's 692,000 uninsured, thus serving as the healthcare safety net for the most needy.
- In 2019, uninsured patients presented at Morristown Medical Center on 47,601 occasions.
- New Jersey's general hospitals are predominantly not-for-profit entities — any excess revenue over expenses is returned to the community in the form of new medical technology, expanded hospital services, maintenance and expansion of physical infrastructure and the enhanced ability to hire and maintain skilled workforce.

ANNUAL TAXES

Morristown Medical Center pays \$9,334,100 annually in taxes including:

- 0.53 Percent Assessment: \$7,920,900
- Adjusted Admissions Assessment: \$772,700
- Newborn Screening Fees: \$640,500
- Other assessments such as New Jersey Poison Information & Education System (NJPIES) and Maternal and Child Health Consortium Assessment
- In addition, hospitals support their local municipalities through voluntary, negotiated payments and in-kind contributions.

SFY 2021 CHARITY CARE SUBSIDY SHORTFALL



Newark Beth Israel Medical Center

ANNUAL CONTRIBUTIONS TO THE LOCAL AND STATE ECONOMY

Total Economic Impact: \$680,609,000

▪ **3,036 full-time equivalent jobs, including:**

Nursing:	918
Therapy:	81
Radiology:	127
Pharmacy:	72
Pathology and Laboratory:	68
Dietary/Housekeeping/Maintenance:	205
Total Employee Payroll:	\$286,597,000
Estimated State Income Taxes Paid by Employees:	\$15,834,500

▪ **Purchased Services of \$82,542,000, including:**

Contracted Labor: \$34,972,000
Pharmaceutical Drugs: \$36,277,000
Dietary/Laundry/Housekeeping Supplies: \$5,505,000
Building Supplies: \$0
Utilities: \$5,788,000 including:
\$3,455,000 in Electric
\$734,000 in Oil & Gas
\$1,599,000 in Water/Sewage/Disposal

ANNUAL CONTRIBUTIONS AS A HEALTHCARE SAFETY NET

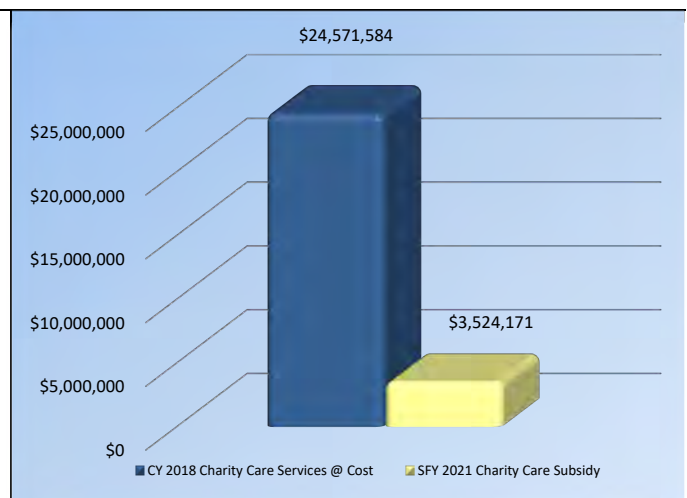
- Hospitals also give back to the community by serving as the primary source of medical services for the state's 692,000 uninsured, thus serving as the healthcare safety net for the most needy.
- In 2019, uninsured patients presented at Newark Beth Israel Medical Center on 32,326 occasions.
- New Jersey's general hospitals are predominantly not-for-profit entities — any excess revenue over expenses is returned to the community in the form of new medical technology, expanded hospital services, maintenance and expansion of physical infrastructure and the enhanced ability to hire and maintain skilled workforce.

ANNUAL TAXES

Newark Beth Israel Medical Center pays \$4,262,200 annually in taxes including:

- 0.53 Percent Assessment: \$3,393,500
- Adjusted Admissions Assessment: \$353,700
- Newborn Screening Fees: \$515,000
- Other assessments such as New Jersey Poison Information & Education System (NJPIES) and Maternal and Child Health Consortium Assessment
- In addition, hospitals support their local municipalities through voluntary, negotiated payments and in-kind contributions.

SFY 2021 CHARITY CARE SUBSIDY SHORTFALL



Newton Medical Center

ANNUAL CONTRIBUTIONS TO THE LOCAL AND STATE ECONOMY

Total Economic Impact: \$177,737,000

▪ **1,080 full-time equivalent jobs, including:**

Nursing:	331
Therapy:	45
Radiology:	38
Pharmacy:	30
Pathology and Laboratory:	34
Dietary/Housekeeping/Maintenance:	101
Total Employee Payroll:	\$79,719,000
Estimated State Income Taxes Paid by Employees:	\$4,404,500

▪ **Purchased Services of \$19,010,000, including:**

Contracted Labor: \$3,399,000
Pharmaceutical Drugs: \$11,644,000
Dietary/Laundry/Housekeeping Supplies: \$1,780,000
Building Supplies: \$95,000
Utilities: \$2,092,000 including:
\$1,197,000 in Electric
\$344,000 in Oil & Gas
\$551,000 in Water/Sewage/Disposal

ANNUAL CONTRIBUTIONS AS A HEALTHCARE SAFETY NET

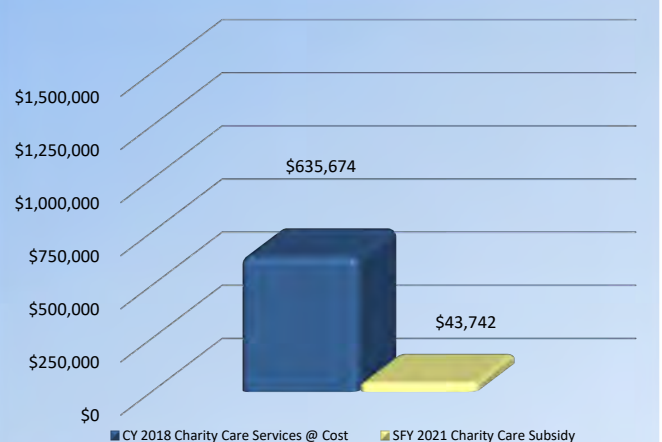
- Hospitals also give back to the community by serving as the primary source of medical services for the state's 692,000 uninsured, thus serving as the healthcare safety net for the most needy.
- In 2019, uninsured patients presented at Newton Medical Center on 4,867 occasions.
- New Jersey's general hospitals are predominantly not-for-profit entities — any excess revenue over expenses is returned to the community in the form of new medical technology, expanded hospital services, maintenance and expansion of physical infrastructure and the enhanced ability to hire and maintain skilled workforce.

ANNUAL TAXES

Newton Medical Center pays \$1,176,800 annually in taxes including:

- 0.53 Percent Assessment: \$947,000
- Adjusted Admissions Assessment: \$153,800
- Newborn Screening Fees: \$76,100
- Other assessments such as New Jersey Poison Information & Education System (NJPIES) and Maternal and Child Health Consortium Assessment
- In addition, hospitals support their local municipalities through voluntary, negotiated payments and in-kind contributions.

SFY 2021 CHARITY CARE SUBSIDY SHORTFALL



Overlook Medical Center

ANNUAL CONTRIBUTIONS TO THE LOCAL AND STATE ECONOMY

Total Economic Impact: \$696,134,000

▪ **3,489 full-time equivalent jobs, including:**

Nursing:	770
Therapy:	92
Radiology:	180
Pharmacy:	75
Pathology and Laboratory:	56
Dietary/Housekeeping/Maintenance:	298
Total Employee Payroll:	\$285,186,000
Estimated State Income Taxes Paid by Employees:	\$15,756,500

▪ **Purchased Services of \$102,007,000, including:**

Contracted Labor: \$10,919,000
Pharmaceutical Drugs: \$80,508,000
Dietary/Laundry/Housekeeping Supplies: \$4,206,000
Building Supplies: \$509,000
Utilities: \$5,865,000 including:
\$2,891,000 in Electric
\$1,526,000 in Oil & Gas
\$1,448,000 in Water/Sewage/Disposal

ANNUAL CONTRIBUTIONS AS A HEALTHCARE SAFETY NET

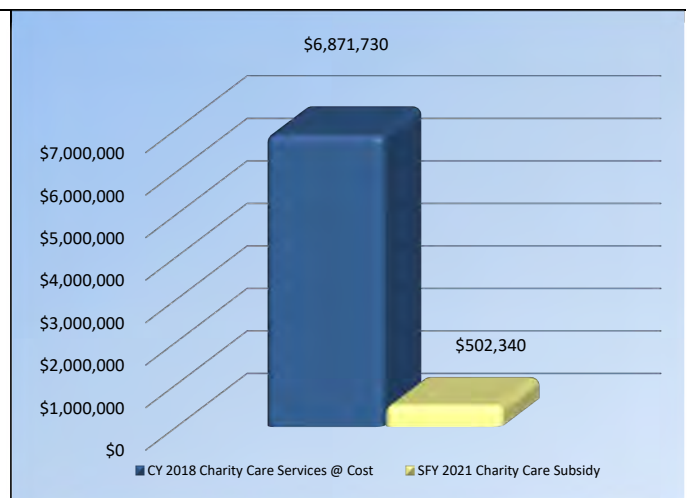
- Hospitals also give back to the community by serving as the primary source of medical services for the state's 692,000 uninsured, thus serving as the healthcare safety net for the most needy.
- In 2019, uninsured patients presented at Overlook Medical Center on 20,466 occasions.
- New Jersey's general hospitals are predominantly not-for-profit entities — any excess revenue over expenses is returned to the community in the form of new medical technology, expanded hospital services, maintenance and expansion of physical infrastructure and the enhanced ability to hire and maintain skilled workforce.

ANNUAL TAXES

Overlook Medical Center pays \$5,077,100 annually in taxes including:

- 0.53 Percent Assessment: \$4,211,600
- Adjusted Admissions Assessment: \$496,800
- Newborn Screening Fees: \$368,700
- Other assessments such as New Jersey Poison Information & Education System (NJPIES) and Maternal and Child Health Consortium Assessment
- In addition, hospitals support their local municipalities through voluntary, negotiated payments and in-kind contributions.

SFY 2021 CHARITY CARE SUBSIDY SHORTFALL



Penn Medicine Princeton Medical Center

ANNUAL CONTRIBUTIONS TO THE LOCAL AND STATE ECONOMY

Total Economic Impact: \$411,774,000

▪ **2,062 full-time equivalent jobs, including:**

Nursing:	650
Therapy:	104
Radiology:	111
Pharmacy:	57
Pathology and Laboratory:	112
Dietary/Housekeeping/Maintenance:	179
Total Employee Payroll:	\$145,587,000
Estimated State Income Taxes Paid by Employees:	\$8,043,700

▪ **Purchased Services of \$60,105,000, including:**

Contracted Labor: \$27,929,000
Pharmaceutical Drugs: \$20,877,000
Dietary/Laundry/Housekeeping Supplies: \$5,273,000
Building Supplies: \$0
Utilities: \$6,026,000 including:
\$4,839,000 in Electric
\$0 in Oil & Gas
\$1,187,000 in Water/Sewage/Disposal

ANNUAL CONTRIBUTIONS AS A HEALTHCARE SAFETY NET

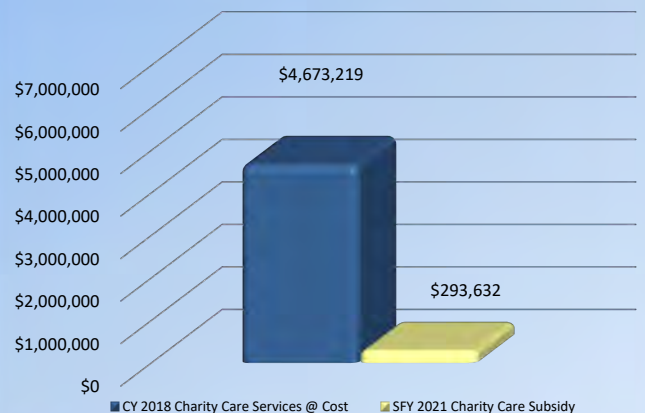
- Hospitals also give back to the community by serving as the primary source of medical services for the state's 692,000 uninsured, thus serving as the healthcare safety net for the most needy.
- In 2019, uninsured patients presented at Penn Medicine Princeton Medical Center on 16,684 occasions.
- New Jersey's general hospitals are predominantly not-for-profit entities — any excess revenue over expenses is returned to the community in the form of new medical technology, expanded hospital services, maintenance and expansion of physical infrastructure and the enhanced ability to hire and maintain skilled workforce.

ANNUAL TAXES

Penn Medicine Princeton Medical Center pays \$2,894,800 annually in taxes including:

- 0.53 Percent Assessment: \$2,199,300
- Adjusted Admissions Assessment: \$418,000
- Newborn Screening Fees: \$277,500
- Other assessments such as New Jersey Poison Information & Education System (NJPIES) and Maternal and Child Health Consortium Assessment
- In addition, hospitals support their local municipalities through voluntary, negotiated payments and in-kind contributions.

SFY 2021 CHARITY CARE SUBSIDY SHORTFALL



R.W.J. University Hospital

ANNUAL CONTRIBUTIONS TO THE LOCAL AND STATE ECONOMY

Total Economic Impact: \$1,170,476,000

▪ **4,356 full-time equivalent jobs, including:**

Nursing:	1,727
Therapy:	157
Radiology:	150
Pharmacy:	112
Pathology and Laboratory:	221
Dietary/Housekeeping/Maintenance:	417
Total Employee Payroll:	\$382,295,000
Estimated State Income Taxes Paid by Employees:	\$21,121,800

▪ **Purchased Services of \$220,388,000, including:**

Contracted Labor: \$84,711,000
Pharmaceutical Drugs: \$114,770,000
Dietary/Laundry/Housekeeping Supplies: \$9,333,000
Building Supplies: \$2,265,000
Utilities: \$9,309,000 including:
\$6,643,000 in Electric
\$1,573,000 in Oil & Gas
\$1,093,000 in Water/Sewage/Disposal

ANNUAL CONTRIBUTIONS AS A HEALTHCARE SAFETY NET

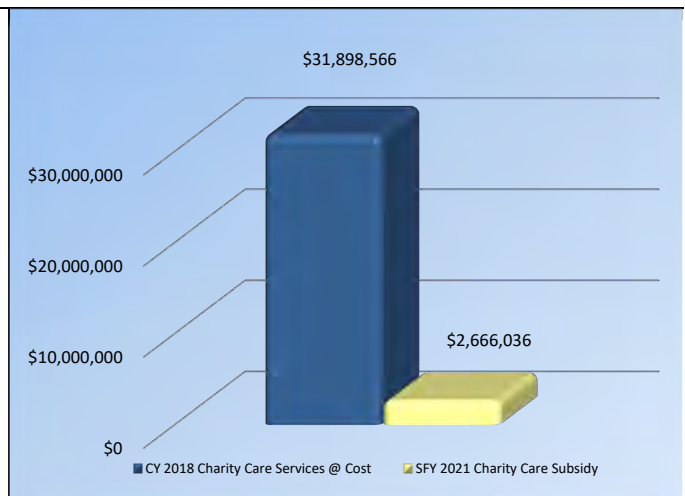
- Hospitals also give back to the community by serving as the primary source of medical services for the state's 692,000 uninsured, thus serving as the healthcare safety net for the most needy.
- In 2019, uninsured patients presented at R.W.J. University Hospital on 29,932 occasions.
- New Jersey's general hospitals are predominantly not-for-profit entities — any excess revenue over expenses is returned to the community in the form of new medical technology, expanded hospital services, maintenance and expansion of physical infrastructure and the enhanced ability to hire and maintain skilled workforce.

ANNUAL TAXES

R.W.J. University Hospital pays \$7,174,800 annually in taxes including:

- 0.53 Percent Assessment: \$6,283,000
- Adjusted Admissions Assessment: \$547,800
- Newborn Screening Fees: \$344,000
- Other assessments such as New Jersey Poison Information & Education System (NJPIES) and Maternal and Child Health Consortium Assessment
- In addition, hospitals support their local municipalities through voluntary, negotiated payments and in-kind contributions.

SFY 2021 CHARITY CARE SUBSIDY SHORTFALL



R.W.J. University Hospital Hamilton

ANNUAL CONTRIBUTIONS TO THE LOCAL AND STATE ECONOMY

Total Economic Impact: \$203,671,000

▪ **878 full-time equivalent jobs, including:**

Nursing:	256
Therapy:	87
Radiology:	92
Pharmacy:	33
Pathology and Laboratory:	54
Dietary/Housekeeping/Maintenance:	15
Total Employee Payroll:	\$67,595,000
Estimated State Income Taxes Paid by Employees:	\$3,734,600

▪ **Purchased Services of \$44,550,000, including:**

Contracted Labor: \$15,661,000
Pharmaceutical Drugs: \$23,784,000
Dietary/Laundry/Housekeeping Supplies: \$1,577,000
Building Supplies: \$713,000
Utilities: \$2,815,000 including:
\$2,250,000 in Electric
\$161,000 in Oil & Gas
\$404,000 in Water/Sewage/Disposal

ANNUAL CONTRIBUTIONS AS A HEALTHCARE SAFETY NET

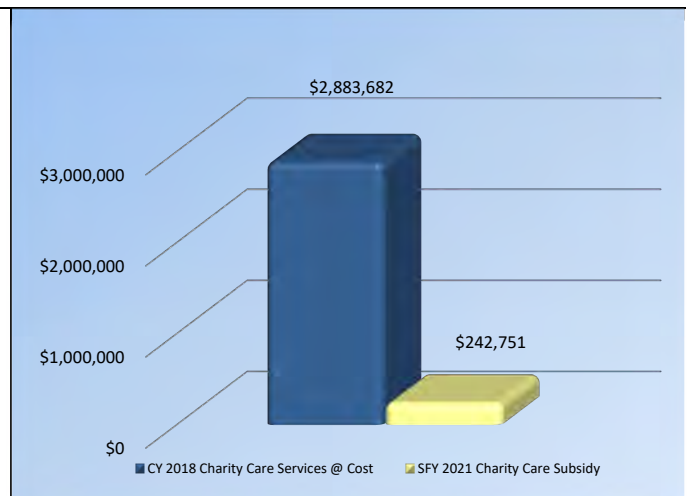
- Hospitals also give back to the community by serving as the primary source of medical services for the state's 692,000 uninsured, thus serving as the healthcare safety net for the most needy.
- In 2019, uninsured patients presented at R.W.J. University Hospital Hamilton on 6,333 occasions.
- New Jersey's general hospitals are predominantly not-for-profit entities — any excess revenue over expenses is returned to the community in the form of new medical technology, expanded hospital services, maintenance and expansion of physical infrastructure and the enhanced ability to hire and maintain skilled workforce.

ANNUAL TAXES

R.W.J. University Hospital Hamilton pays \$1,212,200 annually in taxes including:

- 0.53 Percent Assessment: \$1,065,400
- Adjusted Admissions Assessment: \$146,700
- Newborn Screening Fees: \$0
- Other assessments such as New Jersey Poison Information & Education System (NJPIES) and Maternal and Child Health Consortium Assessment
- In addition, hospitals support their local municipalities through voluntary, negotiated payments and in-kind contributions.

SFY 2021 CHARITY CARE SUBSIDY SHORTFALL



R.W.J. University Hospital Rahway

ANNUAL CONTRIBUTIONS TO THE LOCAL AND STATE ECONOMY

Total Economic Impact: \$125,109,000

▪ **651 full-time equivalent jobs, including:**

Nursing:	166
Therapy:	59
Radiology:	35
Pharmacy:	20
Pathology and Laboratory:	43
Dietary/Housekeeping/Maintenance:	93
Total Employee Payroll:	\$47,037,000
Estimated State Income Taxes Paid by Employees:	\$2,598,800

▪ **Purchased Services of \$19,790,000, including:**

Contracted Labor: \$8,137,000
Pharmaceutical Drugs: \$7,820,000
Dietary/Laundry/Housekeeping Supplies: \$1,728,000
Building Supplies: \$264,000
Utilities: \$1,841,000 including:
\$974,000 in Electric
\$241,000 in Oil & Gas
\$626,000 in Water/Sewage/Disposal

ANNUAL CONTRIBUTIONS AS A HEALTHCARE SAFETY NET

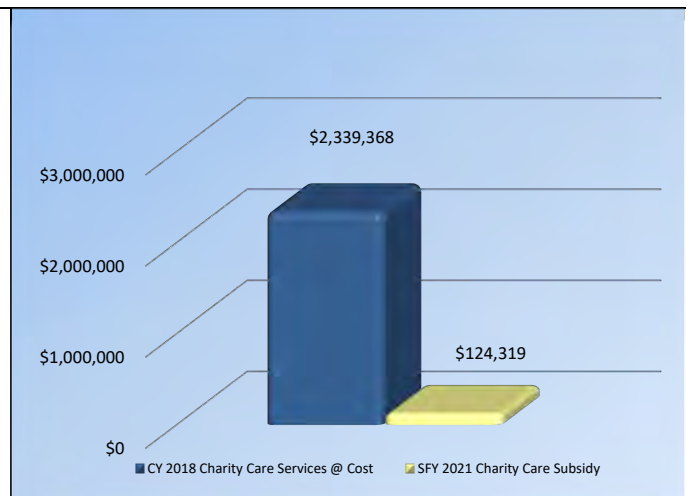
- Hospitals also give back to the community by serving as the primary source of medical services for the state's 692,000 uninsured, thus serving as the healthcare safety net for the most needy.
- In 2019, uninsured patients presented at R.W.J. University Hospital Rahway on 6,807 occasions.
- New Jersey's general hospitals are predominantly not-for-profit entities — any excess revenue over expenses is returned to the community in the form of new medical technology, expanded hospital services, maintenance and expansion of physical infrastructure and the enhanced ability to hire and maintain skilled workforce.

ANNUAL TAXES

R.W.J. University Hospital Rahway pays \$733,100 annually in taxes including:

- 0.53 Percent Assessment: \$650,600
- Adjusted Admissions Assessment: \$82,500
- Newborn Screening Fees: \$0
- Other assessments such as New Jersey Poison Information & Education System (NJPIES) and Maternal and Child Health Consortium Assessment
- In addition, hospitals support their local municipalities through voluntary, negotiated payments and in-kind contributions.

SFY 2021 CHARITY CARE SUBSIDY SHORTFALL



R.W.J. University Hospital Somerset

ANNUAL CONTRIBUTIONS TO THE LOCAL AND STATE ECONOMY

Total Economic Impact: \$295,511,000

▪ **1,620 full-time equivalent jobs, including:**

Nursing:	445
Therapy:	127
Radiology:	99
Pharmacy:	34
Pathology and Laboratory:	89
Dietary/Housekeeping/Maintenance:	150
Total Employee Payroll:	\$119,622,000
Estimated State Income Taxes Paid by Employees:	\$6,609,100

▪ **Purchased Services of \$39,137,000, including:**

Contracted Labor: \$16,293,000
Pharmaceutical Drugs: \$15,576,000
Dietary/Laundry/Housekeeping Supplies: \$3,014,000
Building Supplies: \$924,000
Utilities: \$3,330,000 including:
\$2,226,000 in Electric
\$583,000 in Oil & Gas
\$521,000 in Water/Sewage/Disposal

ANNUAL CONTRIBUTIONS AS A HEALTHCARE SAFETY NET

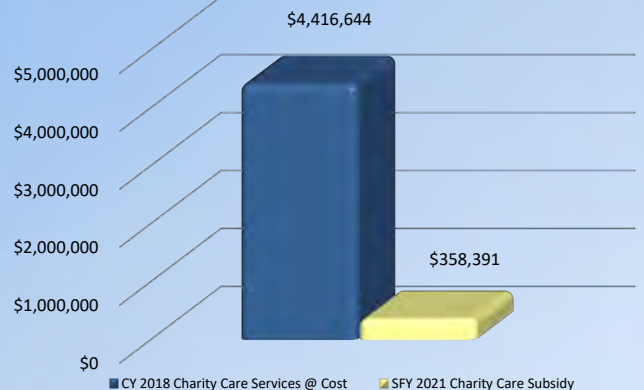
- Hospitals also give back to the community by serving as the primary source of medical services for the state's 692,000 uninsured, thus serving as the healthcare safety net for the most needy.
- In 2019, uninsured patients presented at R.W.J. University Hospital Somerset on 12,276 occasions.
- New Jersey's general hospitals are predominantly not-for-profit entities — any excess revenue over expenses is returned to the community in the form of new medical technology, expanded hospital services, maintenance and expansion of physical infrastructure and the enhanced ability to hire and maintain skilled workforce.

ANNUAL TAXES

R.W.J. University Hospital Somerset pays \$2,019,700 annually in taxes including:

- 0.53 Percent Assessment: \$1,640,700
- Adjusted Admissions Assessment: \$262,800
- Newborn Screening Fees: \$116,300
- Other assessments such as New Jersey Poison Information & Education System (NJPIES) and Maternal and Child Health Consortium Assessment
- In addition, hospitals support their local municipalities through voluntary, negotiated payments and in-kind contributions.

SFY 2021 CHARITY CARE SUBSIDY SHORTFALL



Saint Barnabas Medical Center

ANNUAL CONTRIBUTIONS TO THE LOCAL AND STATE ECONOMY

Total Economic Impact: \$895,129,000

▪ **3,178 full-time equivalent jobs, including:**

Nursing:	1,036
Therapy:	159
Radiology:	156
Pharmacy:	85
Pathology and Laboratory:	145
Dietary/Housekeeping/Maintenance:	0
Total Employee Payroll:	\$289,454,000
Estimated State Income Taxes Paid by Employees:	\$15,992,300

▪ **Purchased Services of \$186,755,000, including:**

Contracted Labor: \$74,282,000
Pharmaceutical Drugs: \$101,025,000
Dietary/Laundry/Housekeeping Supplies: \$3,189,000
Building Supplies: \$0
Utilities: \$8,259,000 including:
\$5,009,000 in Electric
\$1,028,000 in Oil & Gas
\$2,222,000 in Water/Sewage/Disposal

ANNUAL CONTRIBUTIONS AS A HEALTHCARE SAFETY NET

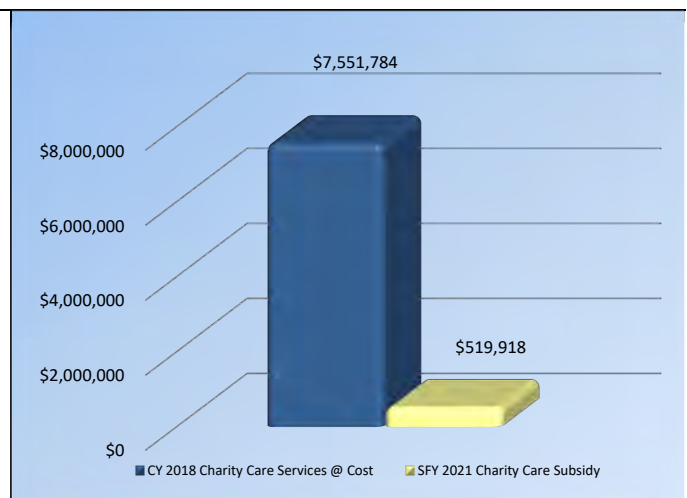
- Hospitals also give back to the community by serving as the primary source of medical services for the state's 692,000 uninsured, thus serving as the healthcare safety net for the most needy.
- In 2019, uninsured patients presented at Saint Barnabas Medical Center on 35,168 occasions.
- New Jersey's general hospitals are predominantly not-for-profit entities — any excess revenue over expenses is returned to the community in the form of new medical technology, expanded hospital services, maintenance and expansion of physical infrastructure and the enhanced ability to hire and maintain skilled workforce.

ANNUAL TAXES

Saint Barnabas Medical Center pays \$6,368,200 annually in taxes including:

- 0.53 Percent Assessment: \$4,870,700
- Adjusted Admissions Assessment: \$579,500
- Newborn Screening Fees: \$918,000
- Other assessments such as New Jersey Poison Information & Education System (NJPIES) and Maternal and Child Health Consortium Assessment
- In addition, hospitals support their local municipalities through voluntary, negotiated payments and in-kind contributions.

SFY 2021 CHARITY CARE SUBSIDY SHORTFALL



Saint Clare's Hospital/Denville

ANNUAL CONTRIBUTIONS TO THE LOCAL AND STATE ECONOMY

Total Economic Impact: \$185,759,000

▪ **1,038 full-time equivalent jobs, including:**

Nursing:	291
Therapy:	30
Radiology:	60
Pharmacy:	28
Pathology and Laboratory:	41
Dietary/Housekeeping/Maintenance:	108
Total Employee Payroll:	\$72,114,000
Estimated State Income Taxes Paid by Employees:	\$3,984,300

▪ **Purchased Services of \$12,700,000, including:**

Contracted Labor: \$3,350,000
Pharmaceutical Drugs: \$5,042,000
Dietary/Laundry/Housekeeping Supplies: \$1,475,000
Building Supplies: \$107,000
Utilities: \$2,726,000 including:
\$1,826,000 in Electric
\$521,000 in Oil & Gas
\$379,000 in Water/Sewage/Disposal

ANNUAL CONTRIBUTIONS AS A HEALTHCARE SAFETY NET

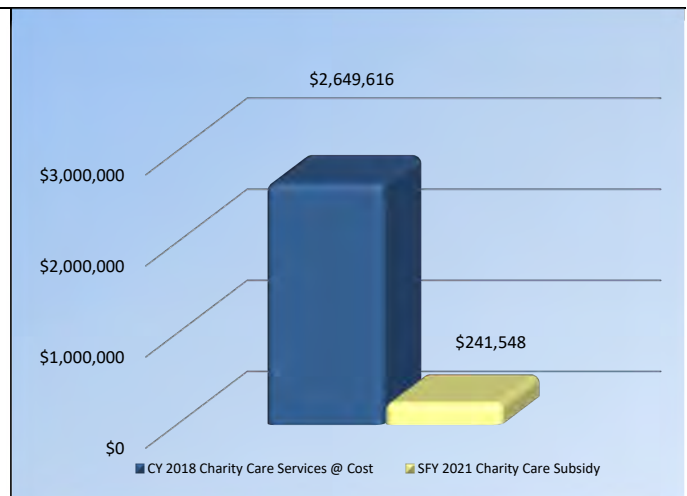
- Hospitals also give back to the community by serving as the primary source of medical services for the state's 692,000 uninsured, thus serving as the healthcare safety net for the most needy.
- In 2019, uninsured patients presented at Saint Clare's Hospital/Denville on 3,031 occasions.
- New Jersey's general hospitals are predominantly not-for-profit entities — any excess revenue over expenses is returned to the community in the form of new medical technology, expanded hospital services, maintenance and expansion of physical infrastructure and the enhanced ability to hire and maintain skilled workforce.

ANNUAL TAXES

Saint Clare's Hospital/Denville pays \$1,603,100 annually in taxes including:

- 0.53 Percent Assessment: \$1,286,800
- Adjusted Admissions Assessment: \$156,600
- Newborn Screening Fees: \$159,800
- Other assessments such as New Jersey Poison Information & Education System (NJPIES) and Maternal and Child Health Consortium Assessment
- In addition, hospitals support their local municipalities through voluntary, negotiated payments and in-kind contributions.

SFY 2021 CHARITY CARE SUBSIDY SHORTFALL



Saint Clare's Hospital/Dover

ANNUAL CONTRIBUTIONS TO THE LOCAL AND STATE ECONOMY

Total Economic Impact: \$82,141,000

▪ **507 full-time equivalent jobs, including:**

Nursing:	91
Therapy:	19
Radiology:	31
Pharmacy:	9
Pathology and Laboratory:	10
Dietary/Housekeeping/Maintenance:	69
Total Employee Payroll:	\$33,501,000
Estimated State Income Taxes Paid by Employees:	\$1,850,900

▪ **Purchased Services of \$5,306,000, including:**

Contracted Labor: \$1,575,000
Pharmaceutical Drugs: \$895,000
Dietary/Laundry/Housekeeping Supplies: \$946,000
Building Supplies: \$71,000
Utilities: \$1,819,000 including:
\$1,195,000 in Electric
\$363,000 in Oil & Gas
\$261,000 in Water/Sewage/Disposal

ANNUAL CONTRIBUTIONS AS A HEALTHCARE SAFETY NET


- Hospitals also give back to the community by serving as the primary source of medical services for the state's 692,000 uninsured, thus serving as the healthcare safety net for the most needy.
- In 2019, uninsured patients presented at Saint Clare's Hospital/Dover on 6,468 occasions.
- New Jersey's general hospitals are predominantly not-for-profit entities — any excess revenue over expenses is returned to the community in the form of new medical technology, expanded hospital services, maintenance and expansion of physical infrastructure and the enhanced ability to hire and maintain skilled workforce.

ANNUAL TAXES

Saint Clare's Hospital/Dover pays \$499,000 annually in taxes including:

- 0.53 Percent Assessment: \$429,500
- Adjusted Admissions Assessment: \$69,500
- Newborn Screening Fees: \$0
- Other assessments such as New Jersey Poison Information & Education System (NJPIES) and Maternal and Child Health Consortium Assessment
- In addition, hospitals support their local municipalities through voluntary, negotiated payments and in-kind contributions.

SFY 2021 CHARITY CARE SUBSIDY SHORTFALL



Saint Michael's Medical Center

ANNUAL CONTRIBUTIONS TO THE LOCAL AND STATE ECONOMY

Total Economic Impact: \$214,164,000

▪ **985 full-time equivalent jobs, including:**

Nursing:	204
Therapy:	25
Radiology:	66
Pharmacy:	21
Pathology and Laboratory:	45
Dietary/Housekeeping/Maintenance:	124
Total Employee Payroll:	\$70,564,000
Estimated State Income Taxes Paid by Employees:	\$3,898,700

▪ **Purchased Services of \$34,675,000, including:**

Contracted Labor: \$18,973,000
Pharmaceutical Drugs: \$10,487,000
Dietary/Laundry/Housekeeping Supplies: \$1,691,000
Building Supplies: \$439,000
Utilities: \$3,085,000 including:
\$2,116,000 in Electric
\$519,000 in Oil & Gas
\$450,000 in Water/Sewage/Disposal

ANNUAL CONTRIBUTIONS AS A HEALTHCARE SAFETY NET

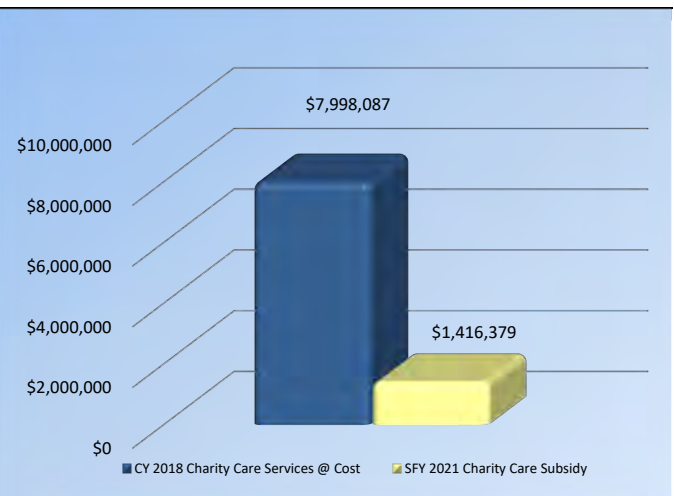
- Hospitals also give back to the community by serving as the primary source of medical services for the state's 692,000 uninsured, thus serving as the healthcare safety net for the most needy.
- In 2019, uninsured patients presented at Saint Michael's Medical Center on 17,483 occasions.
- New Jersey's general hospitals are predominantly not-for-profit entities — any excess revenue over expenses is returned to the community in the form of new medical technology, expanded hospital services, maintenance and expansion of physical infrastructure and the enhanced ability to hire and maintain skilled workforce.

ANNUAL TAXES

Saint Michael's Medical Center pays \$1,288,600 annually in taxes including:

- 0.53 Percent Assessment: \$1,124,100
- Adjusted Admissions Assessment: \$164,500
- Newborn Screening Fees: \$0
- Other assessments such as New Jersey Poison Information & Education System (NJPIES) and Maternal and Child Health Consortium Assessment
- In addition, hospitals support their local municipalities through voluntary, negotiated payments and in-kind contributions.

SFY 2021 CHARITY CARE SUBSIDY SHORTFALL



Saint Peter's University Hospital

ANNUAL CONTRIBUTIONS TO THE LOCAL AND STATE ECONOMY

Total Economic Impact: \$471,880,000

▪ **2,570 full-time equivalent jobs, including:**

Nursing:	627
Therapy:	85
Radiology:	114
Pharmacy:	56
Pathology and Laboratory:	84
Dietary/Housekeeping/Maintenance:	283
Total Employee Payroll:	\$223,170,000
Estimated State Income Taxes Paid by Employees:	\$12,330,100

▪ **Purchased Services of \$54,712,000, including:**

Contracted Labor: \$27,492,000
Pharmaceutical Drugs: \$17,993,000
Dietary/Laundry/Housekeeping Supplies: \$2,792,000
Building Supplies: \$962,000
Utilities: \$5,473,000 including:
\$2,217,000 in Electric
\$1,595,000 in Oil & Gas
\$1,693,000 in Water/Sewage/Disposal

ANNUAL CONTRIBUTIONS AS A HEALTHCARE SAFETY NET

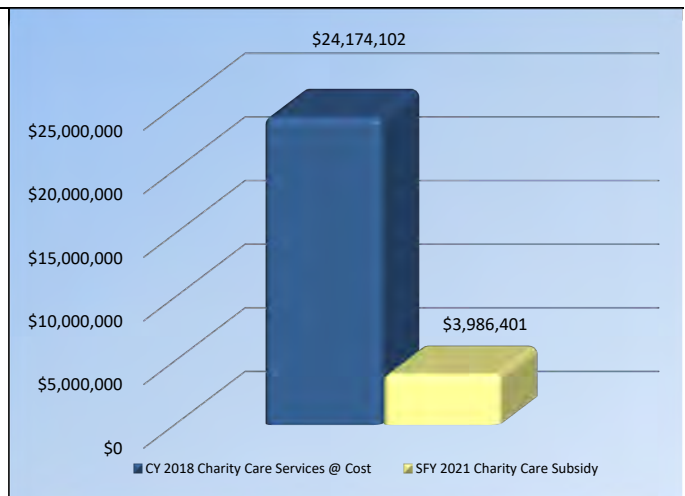
- Hospitals also give back to the community by serving as the primary source of medical services for the state's 692,000 uninsured, thus serving as the healthcare safety net for the most needy.
- In 2019, uninsured patients presented at Saint Peter's University Hospital on 43,894 occasions.
- New Jersey's general hospitals are predominantly not-for-profit entities — any excess revenue over expenses is returned to the community in the form of new medical technology, expanded hospital services, maintenance and expansion of physical infrastructure and the enhanced ability to hire and maintain skilled workforce.

ANNUAL TAXES

Saint Peter's University Hospital pays \$3,746,700 annually in taxes including:

- 0.53 Percent Assessment: \$2,668,300
- Adjusted Admissions Assessment: \$414,900
- Newborn Screening Fees: \$663,500
- Other assessments such as New Jersey Poison Information & Education System (NJPIES) and Maternal and Child Health Consortium Assessment
- In addition, hospitals support their local municipalities through voluntary, negotiated payments and in-kind contributions.

SFY 2021 CHARITY CARE SUBSIDY SHORTFALL



Salem Medical Center

ANNUAL CONTRIBUTIONS TO THE LOCAL AND STATE ECONOMY

Total Economic Impact: \$57,281,000

▪ **243 full-time equivalent jobs, including:**

Nursing:	50
Therapy:	9
Radiology:	20
Pharmacy:	9
Pathology and Laboratory:	16
Dietary/Housekeeping/Maintenance:	28
Total Employee Payroll:	\$15,912,000
Estimated State Income Taxes Paid by Employees:	\$879,100

▪ **Purchased Services of \$17,253,000, including:**

Contracted Labor: \$15,639,000
Pharmaceutical Drugs: \$4,000
Dietary/Laundry/Housekeeping Supplies: \$385,000
Building Supplies: \$0
Utilities: \$1,225,000 including:
\$785,000 in Electric
\$243,000 in Oil & Gas
\$197,000 in Water/Sewage/Disposal

ANNUAL CONTRIBUTIONS AS A HEALTHCARE SAFETY NET

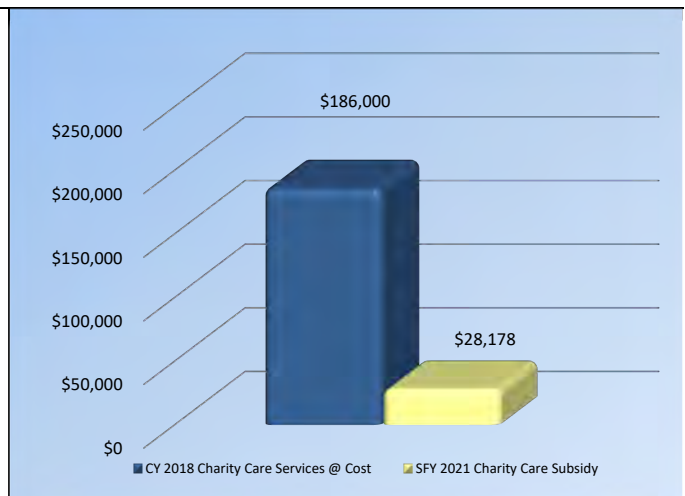
- Hospitals also give back to the community by serving as the primary source of medical services for the state's 692,000 uninsured, thus serving as the healthcare safety net for the most needy.
- In 2019, uninsured patients presented at Salem Medical Center on 2,372 occasions.
- New Jersey's general hospitals are predominantly not-for-profit entities — any excess revenue over expenses is returned to the community in the form of new medical technology, expanded hospital services, maintenance and expansion of physical infrastructure and the enhanced ability to hire and maintain skilled workforce.

ANNUAL TAXES

Salem Medical Center pays \$339,100 annually in taxes including:

- 0.53 Percent Assessment: \$280,900
- Adjusted Admissions Assessment: \$58,200
- Newborn Screening Fees: \$0
- Other assessments such as New Jersey Poison Information & Education System (NJPIES) and Maternal and Child Health Consortium Assessment
- In addition, hospitals support their local municipalities through voluntary, negotiated payments and in-kind contributions.

SFY 2021 CHARITY CARE SUBSIDY SHORTFALL



Shore Medical Center

ANNUAL CONTRIBUTIONS TO THE LOCAL AND STATE ECONOMY

Total Economic Impact: \$182,024,000

▪ **867 full-time equivalent jobs, including:**

Nursing:	264
Therapy:	24
Radiology:	50
Pharmacy:	27
Pathology and Laboratory:	43
Dietary/Housekeeping/Maintenance:	30
Total Employee Payroll:	\$66,483,000
Estimated State Income Taxes Paid by Employees:	\$3,673,200

▪ **Purchased Services of \$46,738,000, including:**

Contracted Labor: \$31,025,000
Pharmaceutical Drugs: \$12,390,000
Dietary/Laundry/Housekeeping Supplies: \$434,000
Building Supplies: \$325,000
Utilities: \$2,564,000 including:
\$1,811,000 in Electric
\$440,000 in Oil & Gas
\$313,000 in Water/Sewage/Disposal

ANNUAL CONTRIBUTIONS AS A HEALTHCARE SAFETY NET

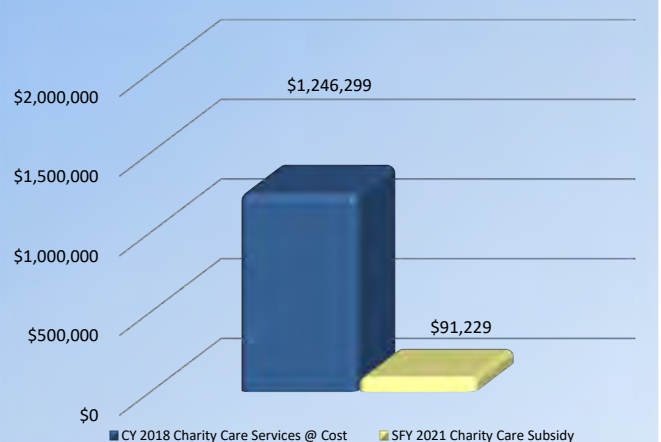
- Hospitals also give back to the community by serving as the primary source of medical services for the state's 692,000 uninsured, thus serving as the healthcare safety net for the most needy.
- In 2019, uninsured patients presented at Shore Medical Center on 4,740 occasions.
- New Jersey's general hospitals are predominantly not-for-profit entities — any excess revenue over expenses is returned to the community in the form of new medical technology, expanded hospital services, maintenance and expansion of physical infrastructure and the enhanced ability to hire and maintain skilled workforce.

ANNUAL TAXES

Shore Medical Center pays \$1,371,800 annually in taxes including:

- 0.53 Percent Assessment: \$1,040,000
- Adjusted Admissions Assessment: \$186,300
- Newborn Screening Fees: \$145,500
- Other assessments such as New Jersey Poison Information & Education System (NJPIES) and Maternal and Child Health Consortium Assessment
- In addition, hospitals support their local municipalities through voluntary, negotiated payments and in-kind contributions.

SFY 2021 CHARITY CARE SUBSIDY SHORTFALL



St. Francis Medical Center

ANNUAL CONTRIBUTIONS TO THE LOCAL AND STATE ECONOMY

Total Economic Impact: \$147,219,000

▪ **682 full-time equivalent jobs, including:**

Nursing:	206
Therapy:	35
Radiology:	30
Pharmacy:	14
Pathology and Laboratory:	23
Dietary/Housekeeping/Maintenance:	73
Total Employee Payroll:	\$50,846,000
Estimated State Income Taxes Paid by Employees:	\$2,809,200

▪ **Purchased Services of \$33,334,000, including:**

Contracted Labor: \$28,615,000
Pharmaceutical Drugs: \$1,874,000
Dietary/Laundry/Housekeeping Supplies: \$265,000
Building Supplies: \$215,000
Utilities: \$2,365,000 including:
\$1,358,000 in Electric
\$531,000 in Oil & Gas
\$476,000 in Water/Sewage/Disposal

ANNUAL CONTRIBUTIONS AS A HEALTHCARE SAFETY NET

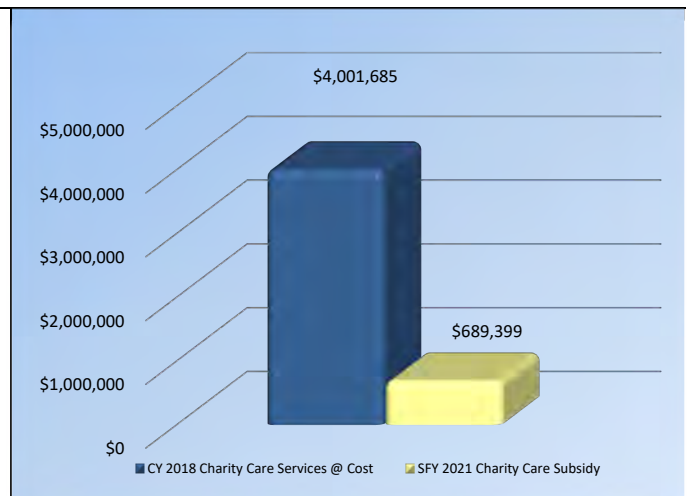
- Hospitals also give back to the community by serving as the primary source of medical services for the state's 692,000 uninsured, thus serving as the healthcare safety net for the most needy.
- In 2019, uninsured patients presented at St. Francis Medical Center on 19,814 occasions.
- New Jersey's general hospitals are predominantly not-for-profit entities — any excess revenue over expenses is returned to the community in the form of new medical technology, expanded hospital services, maintenance and expansion of physical infrastructure and the enhanced ability to hire and maintain skilled workforce.

ANNUAL TAXES

St. Francis Medical Center pays \$776,400 annually in taxes including:

- 0.53 Percent Assessment: \$699,200
- Adjusted Admissions Assessment: \$77,200
- Newborn Screening Fees: \$0
- Other assessments such as New Jersey Poison Information & Education System (NJPIES) and Maternal and Child Health Consortium Assessment
- In addition, hospitals support their local municipalities through voluntary, negotiated payments and in-kind contributions.

SFY 2021 CHARITY CARE SUBSIDY SHORTFALL



St. Joseph's University Medical Center

ANNUAL CONTRIBUTIONS TO THE LOCAL AND STATE ECONOMY

Total Economic Impact: \$768,581,000

▪ **3,979 full-time equivalent jobs, including:**

Nursing:	962
Therapy:	126
Radiology:	160
Pharmacy:	95
Pathology and Laboratory:	110
Dietary/Housekeeping/Maintenance:	265
Total Employee Payroll:	\$353,448,000
Estimated State Income Taxes Paid by Employees:	\$19,528,000

▪ **Purchased Services of \$111,383,000, including:**

Contracted Labor: \$73,667,000
Pharmaceutical Drugs: \$30,635,000
Dietary/Laundry/Housekeeping Supplies: \$2,269,000
Building Supplies: \$923,000
Utilities: \$3,889,000 including:
\$3,606,000 in Electric
\$1,244,000 in Oil & Gas
(\$961,000) in Water/Sewage/Disposal

ANNUAL CONTRIBUTIONS AS A HEALTHCARE SAFETY NET

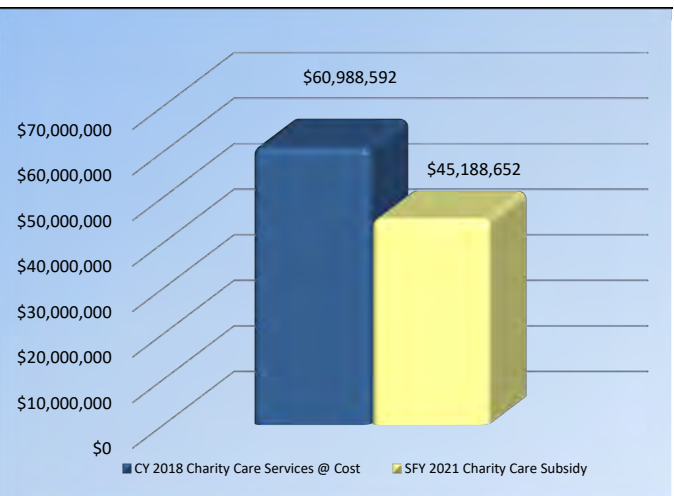
- Hospitals also give back to the community by serving as the primary source of medical services for the state's 692,000 uninsured, thus serving as the healthcare safety net for the most needy.
- In 2019, uninsured patients presented at St. Joseph's University Medical Center on 126,770 occasions.
- New Jersey's general hospitals are predominantly not-for-profit entities — any excess revenue over expenses is returned to the community in the form of new medical technology, expanded hospital services, maintenance and expansion of physical infrastructure and the enhanced ability to hire and maintain skilled workforce.

ANNUAL TAXES

St. Joseph's University Medical Center pays \$4,793,100 annually in taxes including:

- 0.53 Percent Assessment: \$4,001,600
- Adjusted Admissions Assessment: \$369,500
- Newborn Screening Fees: \$422,100
- Other assessments such as New Jersey Poison Information & Education System (NJPIES) and Maternal and Child Health Consortium Assessment
- In addition, hospitals support their local municipalities through voluntary, negotiated payments and in-kind contributions.

SFY 2021 CHARITY CARE SUBSIDY SHORTFALL



St. Joseph's Wayne Medical Center

ANNUAL CONTRIBUTIONS TO THE LOCAL AND STATE ECONOMY

Total Economic Impact: \$117,420,000

▪ **595 full-time equivalent jobs, including:**

Nursing:	178
Therapy:	35
Radiology:	60
Pharmacy:	15
Pathology and Laboratory:	16
Dietary/Housekeeping/Maintenance:	77
Total Employee Payroll:	\$52,328,000
Estimated State Income Taxes Paid by Employees:	\$2,891,100

▪ **Purchased Services of \$18,355,000, including:**

Contracted Labor: \$11,090,000
Pharmaceutical Drugs: \$5,075,000
Dietary/Laundry/Housekeeping Supplies: \$832,000
Building Supplies: \$181,000
Utilities: \$1,177,000 including:
\$730,000 in Electric
\$294,000 in Oil & Gas
\$153,000 in Water/Sewage/Disposal

ANNUAL CONTRIBUTIONS AS A HEALTHCARE SAFETY NET

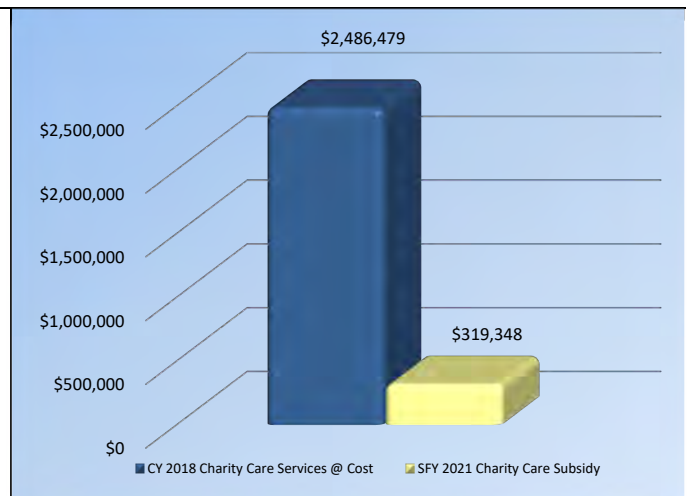
- Hospitals also give back to the community by serving as the primary source of medical services for the state's 692,000 uninsured, thus serving as the healthcare safety net for the most needy.
- In 2019, uninsured patients presented at St. Joseph's Wayne Medical Center on 6,065 occasions.
- New Jersey's general hospitals are predominantly not-for-profit entities — any excess revenue over expenses is returned to the community in the form of new medical technology, expanded hospital services, maintenance and expansion of physical infrastructure and the enhanced ability to hire and maintain skilled workforce.

ANNUAL TAXES

St. Joseph's Wayne Medical Center pays \$844,500 annually in taxes including:

- 0.53 Percent Assessment: \$720,700
- Adjusted Admissions Assessment: \$123,800
- Newborn Screening Fees: \$0
- Other assessments such as New Jersey Poison Information & Education System (NJPIES) and Maternal and Child Health Consortium Assessment
- In addition, hospitals support their local municipalities through voluntary, negotiated payments and in-kind contributions.

SFY 2021 CHARITY CARE SUBSIDY SHORTFALL



St. Luke's Warren Hospital

ANNUAL CONTRIBUTIONS TO THE LOCAL AND STATE ECONOMY

Total Economic Impact: \$113,096,000

▪ **637 full-time equivalent jobs, including:**

Nursing:	134
Therapy:	65
Radiology:	47
Pharmacy:	14
Pathology and Laboratory:	20
Dietary/Housekeeping/Maintenance:	67
Total Employee Payroll:	\$45,918,000
Estimated State Income Taxes Paid by Employees:	\$2,537,000

▪ **Purchased Services of \$15,344,000, including:**

Contracted Labor: \$3,641,000
Pharmaceutical Drugs: \$9,003,000
Dietary/Laundry/Housekeeping Supplies: \$776,000
Building Supplies: \$216,000
Utilities: \$1,708,000 including:
\$1,077,000 in Electric
\$254,000 in Oil & Gas
\$377,000 in Water/Sewage/Disposal

ANNUAL CONTRIBUTIONS AS A HEALTHCARE SAFETY NET

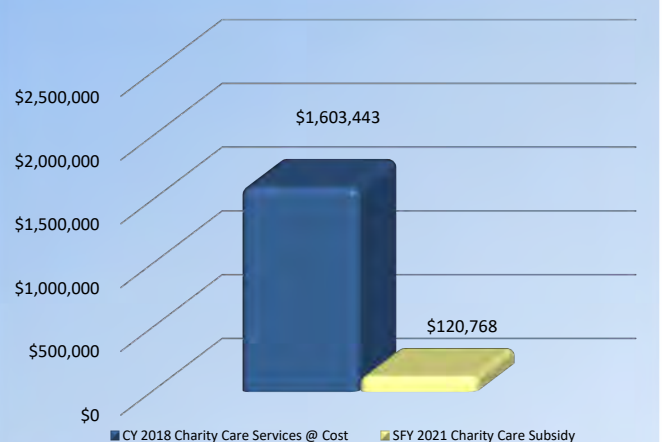
- Hospitals also give back to the community by serving as the primary source of medical services for the state's 692,000 uninsured, thus serving as the healthcare safety net for the most needy.
- In 2019, uninsured patients presented at St. Luke's Warren Hospital on 4,706 occasions.
- New Jersey's general hospitals are predominantly not-for-profit entities — any excess revenue over expenses is returned to the community in the form of new medical technology, expanded hospital services, maintenance and expansion of physical infrastructure and the enhanced ability to hire and maintain skilled workforce.

ANNUAL TAXES

St. Luke's Warren Hospital pays \$790,500 annually in taxes including:

- 0.53 Percent Assessment: \$679,000
- Adjusted Admissions Assessment: \$111,500
- Newborn Screening Fees: \$0
- Other assessments such as New Jersey Poison Information & Education System (NJPIES) and Maternal and Child Health Consortium Assessment
- In addition, hospitals support their local municipalities through voluntary, negotiated payments and in-kind contributions.

SFY 2021 CHARITY CARE SUBSIDY SHORTFALL



St. Mary's General Hospital

ANNUAL CONTRIBUTIONS TO THE LOCAL AND STATE ECONOMY

Total Economic Impact: \$148,282,000

▪ **722 full-time equivalent jobs, including:**

Nursing:	255
Therapy:	30
Radiology:	30
Pharmacy:	18
Pathology and Laboratory:	29
Dietary/Housekeeping/Maintenance:	69
Total Employee Payroll:	\$45,672,000
Estimated State Income Taxes Paid by Employees:	\$2,523,400

▪ **Purchased Services of \$26,504,000, including:**

Contracted Labor: \$16,771,000
Pharmaceutical Drugs: \$6,858,000
Dietary/Laundry/Housekeeping Supplies: \$809,000
Building Supplies: \$8,000
Utilities: \$2,058,000 including:
\$1,261,000 in Electric
\$256,000 in Oil & Gas
\$541,000 in Water/Sewage/Disposal

ANNUAL CONTRIBUTIONS AS A HEALTHCARE SAFETY NET

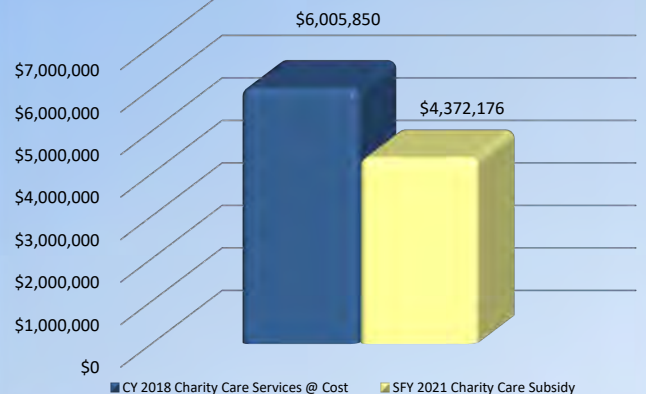
- Hospitals also give back to the community by serving as the primary source of medical services for the state's 692,000 uninsured, thus serving as the healthcare safety net for the most needy.
- In 2019, uninsured patients presented at St. Mary's General Hospital on 10,148 occasions.
- New Jersey's general hospitals are predominantly not-for-profit entities — any excess revenue over expenses is returned to the community in the form of new medical technology, expanded hospital services, maintenance and expansion of physical infrastructure and the enhanced ability to hire and maintain skilled workforce.

ANNUAL TAXES

St. Mary's General Hospital pays \$954,900 annually in taxes including:

- 0.53 Percent Assessment: \$762,500
- Adjusted Admissions Assessment: \$122,000
- Newborn Screening Fees: \$70,400
- Other assessments such as New Jersey Poison Information & Education System (NJPIES) and Maternal and Child Health Consortium Assessment
- In addition, hospitals support their local municipalities through voluntary, negotiated payments and in-kind contributions.

SFY 2021 CHARITY CARE SUBSIDY SHORTFALL



Trinitas Regional Medical Center

ANNUAL CONTRIBUTIONS TO THE LOCAL AND STATE ECONOMY

Total Economic Impact: \$321,030,000

▪ **2,059 full-time equivalent jobs, including:**

Nursing:	448
Therapy:	54
Radiology:	89
Pharmacy:	28
Pathology and Laboratory:	42
Dietary/Housekeeping/Maintenance:	201
Total Employee Payroll:	\$142,479,000
Estimated State Income Taxes Paid by Employees:	\$7,872,000

▪ **Purchased Services of \$32,367,000, including:**

Contracted Labor: \$8,252,000
Pharmaceutical Drugs: \$16,103,000
Dietary/Laundry/Housekeeping Supplies: \$2,492,000
Building Supplies: \$482,000
Utilities: \$5,038,000 including:
\$2,792,000 in Electric
\$1,077,000 in Oil & Gas
\$1,169,000 in Water/Sewage/Disposal

ANNUAL CONTRIBUTIONS AS A HEALTHCARE SAFETY NET

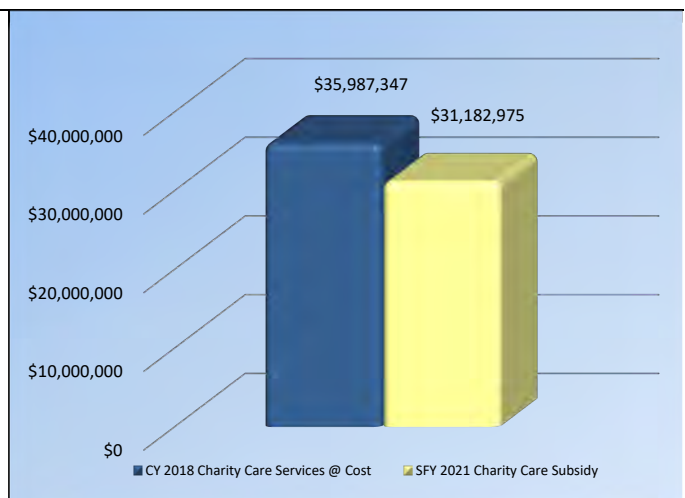
- Hospitals also give back to the community by serving as the primary source of medical services for the state's 692,000 uninsured, thus serving as the healthcare safety net for the most needy.
- In 2019, uninsured patients presented at Trinitas Regional Medical Center on 84,520 occasions.
- New Jersey's general hospitals are predominantly not-for-profit entities — any excess revenue over expenses is returned to the community in the form of new medical technology, expanded hospital services, maintenance and expansion of physical infrastructure and the enhanced ability to hire and maintain skilled workforce.

ANNUAL TAXES

Trinitas Regional Medical Center pays \$2,160,500 annually in taxes including:

- 0.53 Percent Assessment: \$1,702,200
- Adjusted Admissions Assessment: \$263,700
- Newborn Screening Fees: \$194,600
- Other assessments such as New Jersey Poison Information & Education System (NJPIES) and Maternal and Child Health Consortium Assessment
- In addition, hospitals support their local municipalities through voluntary, negotiated payments and in-kind contributions.

SFY 2021 CHARITY CARE SUBSIDY SHORTFALL



University Hospital

ANNUAL CONTRIBUTIONS TO THE LOCAL AND STATE ECONOMY

Total Economic Impact: \$930,339,000

▪ **3,287 full-time equivalent jobs, including:**

Nursing:	739
Therapy:	105
Radiology:	155
Pharmacy:	68
Pathology and Laboratory:	127
Dietary/Housekeeping/Maintenance:	288
Total Employee Payroll:	\$268,619,000
Estimated State Income Taxes Paid by Employees:	\$14,841,200

▪ **Purchased Services of \$85,600,000, including:**

Contracted Labor: \$37,738,000
Pharmaceutical Drugs: \$34,411,000
Dietary/Laundry/Housekeeping Supplies: \$6,620,000
Building Supplies: \$525,000
Utilities: \$6,306,000 including:
\$7,000 in Electric
\$199,000 in Oil & Gas
\$6,100,000 in Water/Sewage/Disposal

ANNUAL CONTRIBUTIONS AS A HEALTHCARE SAFETY NET

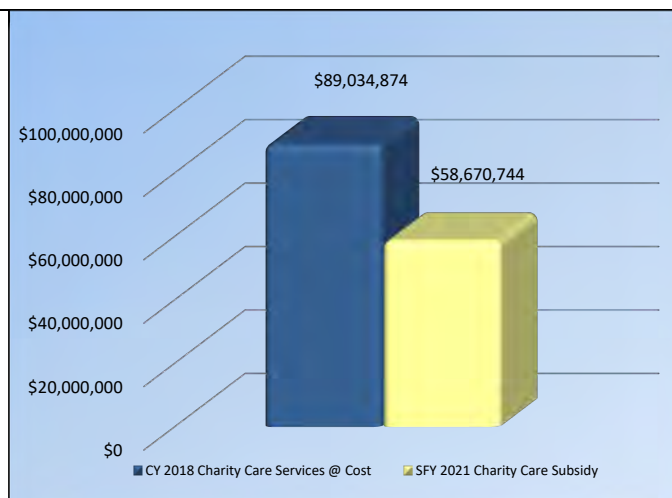
- Hospitals also give back to the community by serving as the primary source of medical services for the state's 692,000 uninsured, thus serving as the healthcare safety net for the most needy.
- In 2019, uninsured patients presented at University Hospital on 153,380 occasions.
- New Jersey's general hospitals are predominantly not-for-profit entities — any excess revenue over expenses is returned to the community in the form of new medical technology, expanded hospital services, maintenance and expansion of physical infrastructure and the enhanced ability to hire and maintain skilled workforce.

ANNUAL TAXES

University Hospital pays \$4,610,100 annually in taxes including:

- 0.53 Percent Assessment: \$3,783,700
- Adjusted Admissions Assessment: \$244,800
- Newborn Screening Fees: \$581,600
- Other assessments such as New Jersey Poison Information & Education System (NJPIES) and Maternal and Child Health Consortium Assessment
- In addition, hospitals support their local municipalities through voluntary, negotiated payments and in-kind contributions.

SFY 2021 CHARITY CARE SUBSIDY SHORTFALL



Valley Hospital

ANNUAL CONTRIBUTIONS TO THE LOCAL AND STATE ECONOMY

Total Economic Impact: \$733,261,000

▪ **3,106 full-time equivalent jobs, including:**

Nursing:	819
Therapy:	132
Radiology:	255
Pharmacy:	78
Pathology and Laboratory:	174
Dietary/Housekeeping/Maintenance:	279
Total Employee Payroll:	\$269,855,000
Estimated State Income Taxes Paid by Employees:	\$14,909,500

▪ **Purchased Services of \$147,076,000, including:**

Contracted Labor: \$72,844,000
Pharmaceutical Drugs: \$63,306,000
Dietary/Laundry/Housekeeping Supplies: \$4,264,000
Building Supplies: \$417,000
Utilities: \$6,245,000 including:
\$4,712,000 in Electric
\$736,000 in Oil & Gas
\$797,000 in Water/Sewage/Disposal

ANNUAL CONTRIBUTIONS AS A HEALTHCARE SAFETY NET

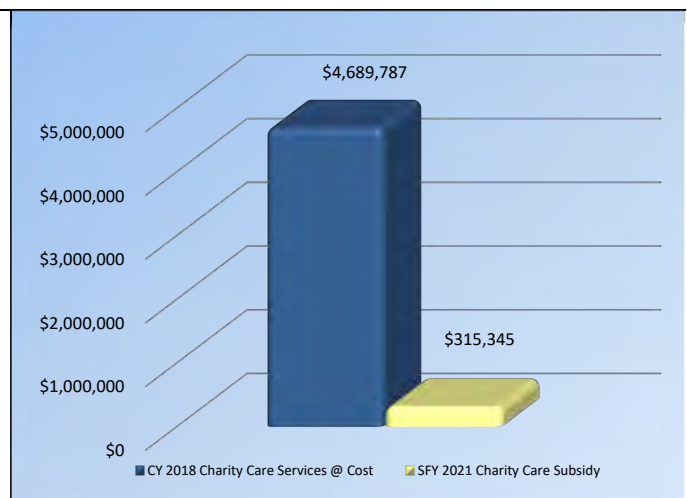
- Hospitals also give back to the community by serving as the primary source of medical services for the state's 692,000 uninsured, thus serving as the healthcare safety net for the most needy.
- In 2019, uninsured patients presented at Valley Hospital on 11,962 occasions.
- New Jersey's general hospitals are predominantly not-for-profit entities — any excess revenue over expenses is returned to the community in the form of new medical technology, expanded hospital services, maintenance and expansion of physical infrastructure and the enhanced ability to hire and maintain skilled workforce.

ANNUAL TAXES

Valley Hospital pays \$5,812,500 annually in taxes including:

- 0.53 Percent Assessment: \$4,753,500
- Adjusted Admissions Assessment: \$532,400
- Newborn Screening Fees: \$526,500
- Other assessments such as New Jersey Poison Information & Education System (NJPIES) and Maternal and Child Health Consortium Assessment
- In addition, hospitals support their local municipalities through voluntary, negotiated payments and in-kind contributions.

SFY 2021 CHARITY CARE SUBSIDY SHORTFALL



Virtua Marlton

ANNUAL CONTRIBUTIONS TO THE LOCAL AND STATE ECONOMY

Total Economic Impact: \$138,771,000

▪ **645 full-time equivalent jobs, including:**

Nursing:	299
Therapy:	31
Radiology:	30
Pharmacy:	22
Pathology and Laboratory:	28
Dietary/Housekeeping/Maintenance:	66
Total Employee Payroll:	\$48,069,000
Estimated State Income Taxes Paid by Employees:	\$2,655,800

▪ **Purchased Services of \$14,075,000, including:**

Contracted Labor: \$6,440,000
Pharmaceutical Drugs: \$5,237,000
Dietary/Laundry/Housekeeping Supplies: \$315,000
Building Supplies: \$488,000
Utilities: \$1,595,000 including:
\$1,104,000 in Electric
\$196,000 in Oil & Gas
\$295,000 in Water/Sewage/Disposal

ANNUAL CONTRIBUTIONS AS A HEALTHCARE SAFETY NET

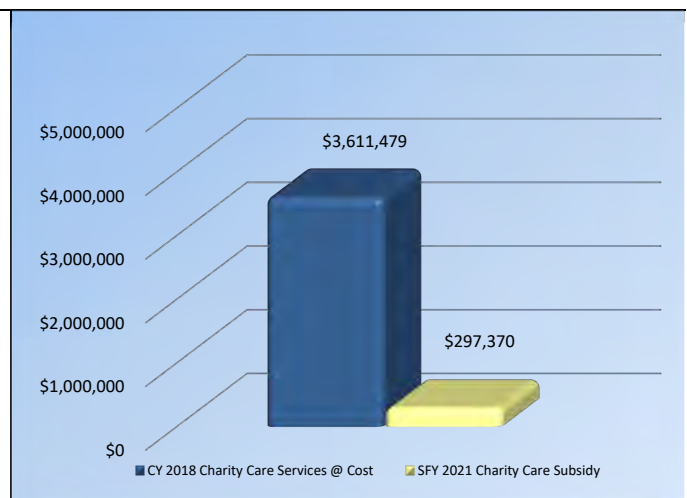
- Hospitals also give back to the community by serving as the primary source of medical services for the state's 692,000 uninsured, thus serving as the healthcare safety net for the most needy.
- In 2019, uninsured patients presented at Virtua Marlton on 7,245 occasions.
- New Jersey's general hospitals are predominantly not-for-profit entities — any excess revenue over expenses is returned to the community in the form of new medical technology, expanded hospital services, maintenance and expansion of physical infrastructure and the enhanced ability to hire and maintain skilled workforce.

ANNUAL TAXES

Virtua Marlton pays \$946,400 annually in taxes including:

- 0.53 Percent Assessment: \$832,300
- Adjusted Admissions Assessment: \$114,100
- Newborn Screening Fees: \$0
- Other assessments such as New Jersey Poison Information & Education System (NJPIES) and Maternal and Child Health Consortium Assessment
- In addition, hospitals support their local municipalities through voluntary, negotiated payments and in-kind contributions.

SFY 2021 CHARITY CARE SUBSIDY SHORTFALL



Virtua Memorial

ANNUAL CONTRIBUTIONS TO THE LOCAL AND STATE ECONOMY

Total Economic Impact: \$350,499,000

▪ **1,419 full-time equivalent jobs, including:**

Nursing:	540
Therapy:	60
Radiology:	79
Pharmacy:	38
Pathology and Laboratory:	55
Dietary/Housekeeping/Maintenance:	143
Total Employee Payroll:	\$108,563,000
Estimated State Income Taxes Paid by Employees:	\$5,998,100

▪ **Purchased Services of \$35,961,000, including:**

Contracted Labor: \$18,013,000
Pharmaceutical Drugs: \$14,004,000
Dietary/Laundry/Housekeeping Supplies: \$380,000
Building Supplies: \$448,000
Utilities: \$3,116,000 including:
\$2,368,000 in Electric
\$436,000 in Oil & Gas
\$312,000 in Water/Sewage/Disposal

ANNUAL CONTRIBUTIONS AS A HEALTHCARE SAFETY NET

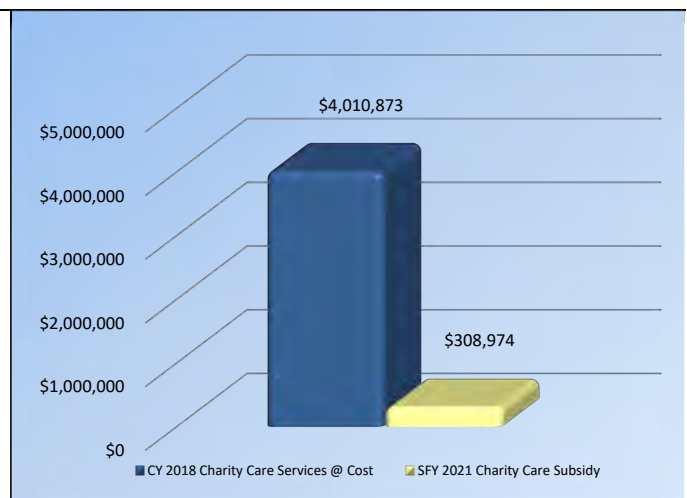
- Hospitals also give back to the community by serving as the primary source of medical services for the state's 692,000 uninsured, thus serving as the healthcare safety net for the most needy.
- In 2019, uninsured patients presented at Virtua Memorial on 7,385 occasions.
- New Jersey's general hospitals are predominantly not-for-profit entities — any excess revenue over expenses is returned to the community in the form of new medical technology, expanded hospital services, maintenance and expansion of physical infrastructure and the enhanced ability to hire and maintain skilled workforce.

ANNUAL TAXES

Virtua Memorial pays \$2,486,100 annually in taxes including:

- 0.53 Percent Assessment: \$1,902,900
- Adjusted Admissions Assessment: \$300,500
- Newborn Screening Fees: \$282,600
- Other assessments such as New Jersey Poison Information & Education System (NJPIES) and Maternal and Child Health Consortium Assessment
- In addition, hospitals support their local municipalities through voluntary, negotiated payments and in-kind contributions.

SFY 2021 CHARITY CARE SUBSIDY SHORTFALL



Virtua Our Lady of Lourdes Hospital

ANNUAL CONTRIBUTIONS TO THE LOCAL AND STATE ECONOMY

Total Economic Impact: \$331,570,000

▪ **1,382 full-time equivalent jobs, including:**

Nursing:	411
Therapy:	52
Radiology:	61
Pharmacy:	30
Pathology and Laboratory:	66
Dietary/Housekeeping/Maintenance:	117
Total Employee Payroll:	\$101,578,000
Estimated State Income Taxes Paid by Employees:	\$5,612,200

▪ **Purchased Services of \$31,816,000, including:**

Contracted Labor: \$16,148,000
Pharmaceutical Drugs: \$10,986,000
Dietary/Laundry/Housekeeping Supplies: \$942,000
Building Supplies: \$2,000
Utilities: \$3,738,000 including:
\$2,596,000 in Electric
\$758,000 in Oil & Gas
\$384,000 in Water/Sewage/Disposal

ANNUAL CONTRIBUTIONS AS A HEALTHCARE SAFETY NET

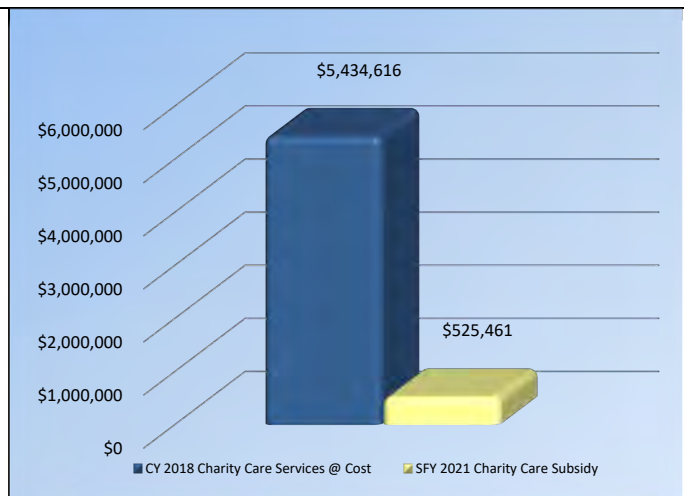
- Hospitals also give back to the community by serving as the primary source of medical services for the state's 692,000 uninsured, thus serving as the healthcare safety net for the most needy.
- In 2019, uninsured patients presented at Virtua Our Lady of Lourdes Hospital on 16,234 occasions.
- New Jersey's general hospitals are predominantly not-for-profit entities — any excess revenue over expenses is returned to the community in the form of new medical technology, expanded hospital services, maintenance and expansion of physical infrastructure and the enhanced ability to hire and maintain skilled workforce.

ANNUAL TAXES

Virtua Our Lady of Lourdes Hospital pays \$2,065,100 annually in taxes including:

- 0.53 Percent Assessment: \$1,772,800
- Adjusted Admissions Assessment: \$190,800
- Newborn Screening Fees: \$101,600
- Other assessments such as New Jersey Poison Information & Education System (NJPIES) and Maternal and Child Health Consortium Assessment
- In addition, hospitals support their local municipalities through voluntary, negotiated payments and in-kind contributions.

SFY 2021 CHARITY CARE SUBSIDY SHORTFALL



Note: Six-month data annualized to approximate full year.

Virtua Voorhees

ANNUAL CONTRIBUTIONS TO THE LOCAL AND STATE ECONOMY

Total Economic Impact: \$632,294,000

▪ **2,440 full-time equivalent jobs, including:**

Nursing:	714
Therapy:	143
Radiology:	85
Pharmacy:	48
Pathology and Laboratory:	140
Dietary/Housekeeping/Maintenance:	225
Total Employee Payroll:	\$180,505,000
Estimated State Income Taxes Paid by Employees:	\$9,972,900

▪ **Purchased Services of \$59,928,000, including:**

Contracted Labor: \$25,139,000
Pharmaceutical Drugs: \$26,511,000
Dietary/Laundry/Housekeeping Supplies: \$1,620,000
Building Supplies: \$398,000
Utilities: \$6,260,000 including:
\$5,080,000 in Electric
\$639,000 in Oil & Gas
\$541,000 in Water/Sewage/Disposal

ANNUAL CONTRIBUTIONS AS A HEALTHCARE SAFETY NET

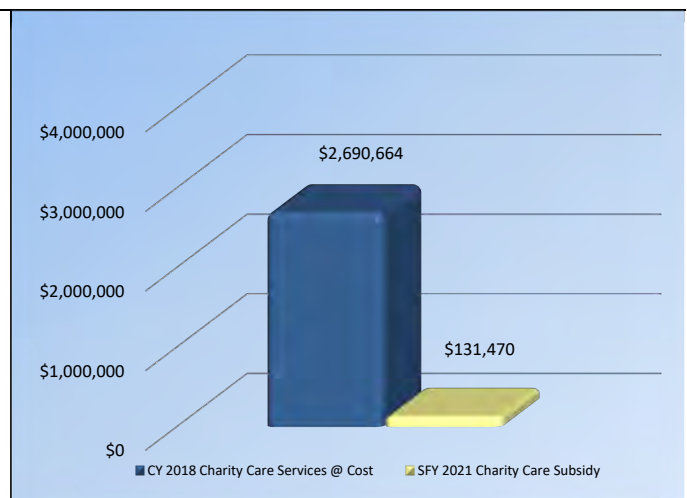
- Hospitals also give back to the community by serving as the primary source of medical services for the state's 692,000 uninsured, thus serving as the healthcare safety net for the most needy.
- In 2019, uninsured patients presented at Virtua Voorhees on 28,356 occasions.
- New Jersey's general hospitals are predominantly not-for-profit entities — any excess revenue over expenses is returned to the community in the form of new medical technology, expanded hospital services, maintenance and expansion of physical infrastructure and the enhanced ability to hire and maintain skilled workforce.

ANNUAL TAXES

Virtua Voorhees pays \$5,618,300 annually in taxes including:

- 0.53 Percent Assessment: \$3,814,900
- Adjusted Admissions Assessment: \$536,600
- Newborn Screening Fees: \$1,266,800
- Other assessments such as New Jersey Poison Information & Education System (NJPIES) and Maternal and Child Health Consortium Assessment
- In addition, hospitals support their local municipalities through voluntary, negotiated payments and in-kind contributions.

SFY 2021 CHARITY CARE SUBSIDY SHORTFALL



Virtua Willingboro Hospital

ANNUAL CONTRIBUTIONS TO THE LOCAL AND STATE ECONOMY

Total Economic Impact: \$125,038,000

▪ **607 full-time equivalent jobs, including:**

Nursing:	222
Therapy:	18
Radiology:	48
Pharmacy:	14
Pathology and Laboratory:	28
Dietary/Housekeeping/Maintenance:	51
Total Employee Payroll:	\$40,450,000
Estimated State Income Taxes Paid by Employees:	\$2,234,900

▪ **Purchased Services of \$18,278,000, including:**

Contracted Labor: \$10,752,000
Pharmaceutical Drugs: \$5,404,000
Dietary/Laundry/Housekeeping Supplies: \$422,000
Building Supplies: \$0
Utilities: \$1,700,000 including:
\$1,254,000 in Electric
\$224,000 in Oil & Gas
\$222,000 in Water/Sewage/Disposal

ANNUAL CONTRIBUTIONS AS A HEALTHCARE SAFETY NET

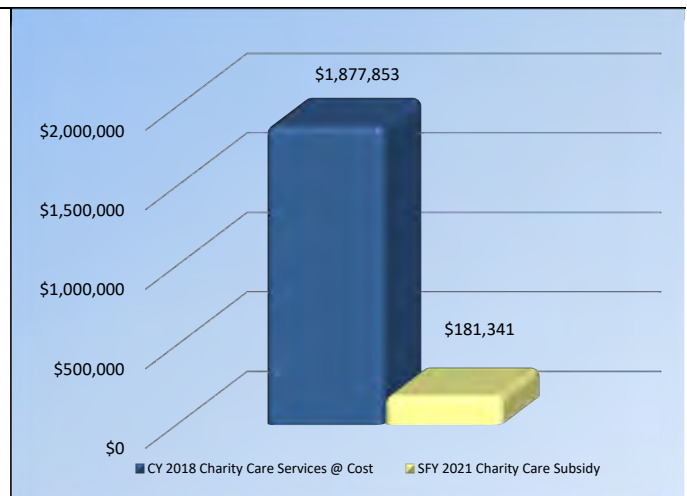
- Hospitals also give back to the community by serving as the primary source of medical services for the state's 692,000 uninsured, thus serving as the healthcare safety net for the most needy.
- In 2019, uninsured patients presented at Virtua Willingboro Hospital on 6,944 occasions.
- New Jersey's general hospitals are predominantly not-for-profit entities — any excess revenue over expenses is returned to the community in the form of new medical technology, expanded hospital services, maintenance and expansion of physical infrastructure and the enhanced ability to hire and maintain skilled workforce.

ANNUAL TAXES

Virtua Willingboro Hospital pays \$757,400 annually in taxes including:

- 0.53 Percent Assessment: \$650,400
- Adjusted Admissions Assessment: \$107,000
- Newborn Screening Fees: \$0
- Other assessments such as New Jersey Poison Information & Education System (NJPIES) and Maternal and Child Health Consortium Assessment
- In addition, hospitals support their local municipalities through voluntary, negotiated payments and in-kind contributions.

SFY 2021 CHARITY CARE SUBSIDY SHORTFALL



Note: Six-month data annualized to approximate full year.

Atlantic County Hospitals

ANNUAL CONTRIBUTIONS TO THE LOCAL AND STATE ECONOMY

Total Economic Impact: \$905,506,000

▪ **3,684 full-time equivalent jobs, including:**

Nursing:	1,270
Therapy:	95
Radiology:	268
Pharmacy:	163
Pathology and Laboratory:	135
Dietary/Housekeeping/Maintenance:	129
Total Employee Payroll:	\$304,845,000
Estimated State Income Taxes Paid by Employees:	\$16,842,700

▪ **Purchased Services of \$145,009,000, including:**

Contracted Labor: \$68,110,000
Pharmaceutical Drugs: \$59,388,000
Dietary/Laundry/Housekeeping Supplies: \$3,443,000
Building Supplies: \$332,000
Utilities: \$13,736,000 including:
\$8,542,000 in Electric
\$3,274,000 in Oil & Gas
\$1,920,000 in Water/Sewage/Disposal

ANNUAL CONTRIBUTIONS AS A HEALTHCARE SAFETY NET

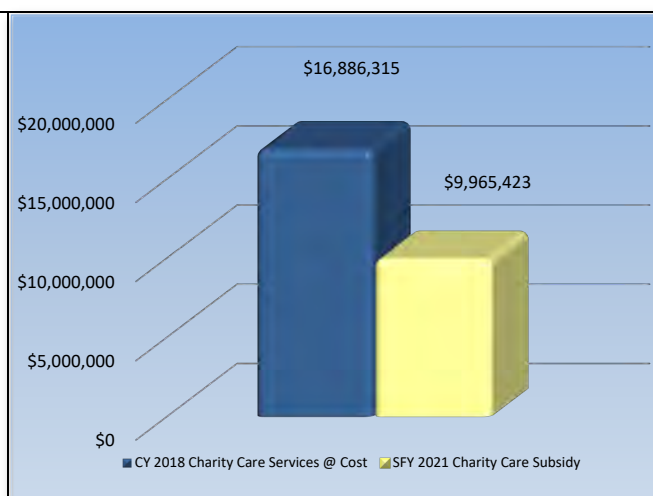
- Hospitals also give back to the community by serving as the primary source of medical services for the state's 692,000 uninsured, thus serving as the healthcare safety net for the most needy.
- In 2019, uninsured patients presented at Atlantic County Hospitals on 38,667 occasions.
- New Jersey's general hospitals are predominantly not-for-profit entities — any excess revenue over expenses is returned to the community in the form of new medical technology, expanded hospital services, maintenance and expansion of physical infrastructure and the enhanced ability to hire and maintain skilled workforce.

ANNUAL TAXES

Atlantic County Hospitals pay \$6,490,100 annually in taxes including:

- 0.53 Percent Assessment: \$5,228,200
- Adjusted Admissions Assessment: \$736,500
- Newborn Screening Fees: \$525,500
- Other assessments such as New Jersey Poison Information & Education System (NJPIES) and Maternal and Child Health Consortium Assessment
- In addition, hospitals support their local municipalities through voluntary, negotiated payments and in-kind contributions.

SFY 2021 CHARITY CARE SUBSIDY SHORTFALL



Bergen County Hospitals

ANNUAL CONTRIBUTIONS TO THE LOCAL AND STATE ECONOMY

Total Economic Impact: \$3,971,798,000

▪ **15,514 full-time equivalent jobs, including:**

Nursing:	4,189
Therapy:	567
Radiology:	1,358
Pharmacy:	395
Pathology and Laboratory:	709
Dietary/Housekeeping/Maintenance:	1,365
Total Employee Payroll:	\$1,376,526,000
Estimated State Income Taxes Paid by Employees:	\$76,053,100

▪ **Purchased Services of \$615,905,000, including:**

Contracted Labor: \$209,904,000
Pharmaceutical Drugs: \$348,829,000
Dietary/Laundry/Housekeeping Supplies: \$20,842,000
Building Supplies: \$2,621,000
Utilities: \$33,709,000 including:
\$22,144,000 in Electric
\$6,746,000 in Oil & Gas
\$4,890,000 in Water/Sewage/Disposal

ANNUAL CONTRIBUTIONS AS A HEALTHCARE SAFETY NET

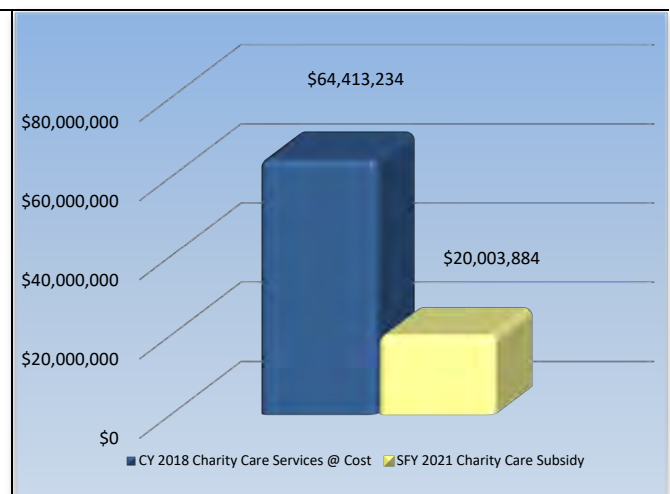
- Hospitals also give back to the community by serving as the primary source of medical services for the state's 692,000 uninsured, thus serving as the healthcare safety net for the most needy.
- In 2019, uninsured patients presented at Bergen County Hospitals on 169,985 occasions.
- New Jersey's general hospitals are predominantly not-for-profit entities — any excess revenue over expenses is returned to the community in the form of new medical technology, expanded hospital services, maintenance and expansion of physical infrastructure and the enhanced ability to hire and maintain skilled workforce.

ANNUAL TAXES

Bergen County Hospitals pay \$28,865,900 annually in taxes including:

- 0.53 Percent Assessment: \$23,917,300
- Adjusted Admissions Assessment: \$2,846,700
- Newborn Screening Fees: \$2,102,000
- Other assessments such as New Jersey Poison Information & Education System (NJPIES) and Maternal and Child Health Consortium Assessment
- In addition, hospitals support their local municipalities through voluntary, negotiated payments and in-kind contributions.

SFY 2021 CHARITY CARE SUBSIDY SHORTFALL



Burlington County Hospitals

ANNUAL CONTRIBUTIONS TO THE LOCAL AND STATE ECONOMY

Total Economic Impact: \$822,114,000

▪ **3,615 full-time equivalent jobs, including:**

Nursing:	1,259
Therapy:	143
Radiology:	195
Pharmacy:	94
Pathology and Laboratory:	151
Dietary/Housekeeping/Maintenance:	366
Total Employee Payroll:	\$283,186,000
Estimated State Income Taxes Paid by Employees:	\$15,646,000

▪ **Purchased Services of \$78,355,000, including:**

Contracted Labor: \$36,884,000
Pharmaceutical Drugs: \$29,483,000
Dietary/Laundry/Housekeeping Supplies: \$2,326,000
Building Supplies: \$1,292,000
Utilities: \$8,370,000 including:
\$6,015,000 in Electric
\$1,226,000 in Oil & Gas
\$1,129,000 in Water/Sewage/Disposal

ANNUAL CONTRIBUTIONS AS A HEALTHCARE SAFETY NET

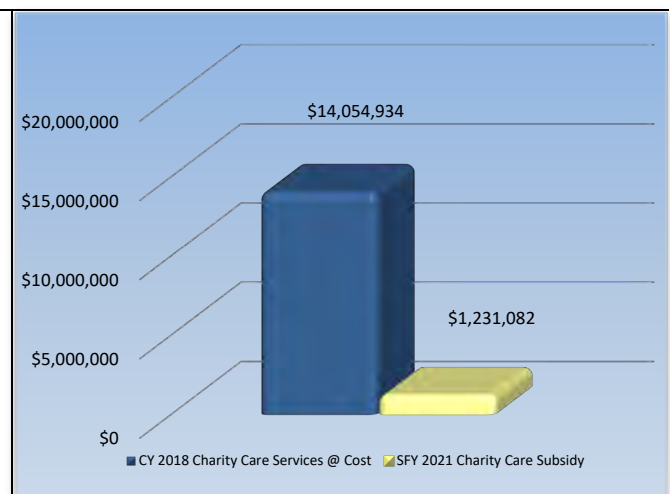
- Hospitals also give back to the community by serving as the primary source of medical services for the state's 692,000 uninsured, thus serving as the healthcare safety net for the most needy.
- In 2019, uninsured patients presented at Burlington County Hospitals on 25,980 occasions.
- New Jersey's general hospitals are predominantly not-for-profit entities — any excess revenue over expenses is returned to the community in the form of new medical technology, expanded hospital services, maintenance and expansion of physical infrastructure and the enhanced ability to hire and maintain skilled workforce.

ANNUAL TAXES

Burlington County Hospitals pay \$5,400,800 annually in taxes including:

- 0.53 Percent Assessment: \$4,514,300
- Adjusted Admissions Assessment: \$603,900
- Newborn Screening Fees: \$282,600
- Other assessments such as New Jersey Poison Information & Education System (NJPIES) and Maternal and Child Health Consortium Assessment
- In addition, hospitals support their local municipalities through voluntary, negotiated payments and in-kind contributions.

SFY 2021 CHARITY CARE SUBSIDY SHORTFALL



Camden County Hospitals

ANNUAL CONTRIBUTIONS TO THE LOCAL AND STATE ECONOMY

Total Economic Impact: \$2,205,548,000

▪ **10,134 full-time equivalent jobs, including:**

Nursing:	2,822
Therapy:	393
Radiology:	434
Pharmacy:	178
Pathology and Laboratory:	428
Dietary/Housekeeping/Maintenance:	977
Total Employee Payroll:	\$854,718,000
Estimated State Income Taxes Paid by Employees:	\$47,223,200

▪ **Purchased Services of \$230,132,000, including:**

Contracted Labor: \$114,162,000
Pharmaceutical Drugs: \$86,634,000
Dietary/Laundry/Housekeeping Supplies: \$8,707,000
Building Supplies: \$757,000
Utilities: \$19,872,000 including:
\$14,210,000 in Electric
\$2,682,000 in Oil & Gas
\$2,980,000 in Water/Sewage/Disposal

ANNUAL CONTRIBUTIONS AS A HEALTHCARE SAFETY NET

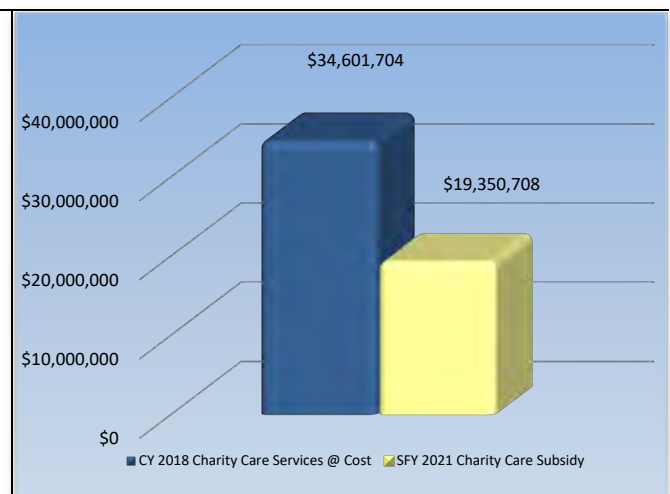
- Hospitals also give back to the community by serving as the primary source of medical services for the state's 692,000 uninsured, thus serving as the healthcare safety net for the most needy.
- In 2019, uninsured patients presented at Camden County Hospitals on 66,744 occasions.
- New Jersey's general hospitals are predominantly not-for-profit entities — any excess revenue over expenses is returned to the community in the form of new medical technology, expanded hospital services, maintenance and expansion of physical infrastructure and the enhanced ability to hire and maintain skilled workforce.

ANNUAL TAXES

Camden County Hospitals pay \$15,896,500 annually in taxes including:

- 0.53 Percent Assessment: \$12,869,600
- Adjusted Admissions Assessment: \$1,439,500
- Newborn Screening Fees: \$1,587,500
- Other assessments such as New Jersey Poison Information & Education System (NJPIES) and Maternal and Child Health Consortium Assessment
- In addition, hospitals support their local municipalities through voluntary, negotiated payments and in-kind contributions.

SFY 2021 CHARITY CARE SUBSIDY SHORTFALL



Cape May County Hospitals

ANNUAL CONTRIBUTIONS TO THE LOCAL AND STATE ECONOMY

Total Economic Impact: \$123,566,000

▪ **798 full-time equivalent jobs, including:**

Nursing:	182
Therapy:	37
Radiology:	63
Pharmacy:	21
Pathology and Laboratory:	76
Dietary/Housekeeping/Maintenance:	55
Total Employee Payroll:	\$53,646,000
Estimated State Income Taxes Paid by Employees:	\$2,963,900

▪ **Purchased Services of \$22,517,000, including:**

Contracted Labor: \$14,066,000
Pharmaceutical Drugs: \$5,576,000
Dietary/Laundry/Housekeeping Supplies: \$842,000
Building Supplies: \$22,000
Utilities: \$2,011,000 including:
\$1,314,000 in Electric
\$299,000 in Oil & Gas
\$398,000 in Water/Sewage/Disposal

ANNUAL CONTRIBUTIONS AS A HEALTHCARE SAFETY NET

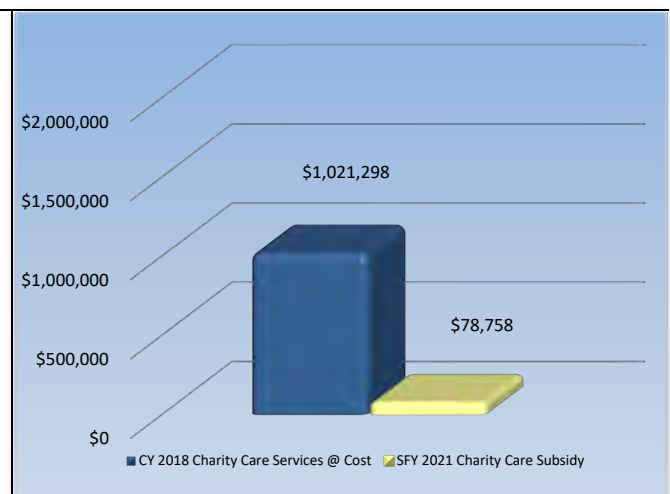
- Hospitals also give back to the community by serving as the primary source of medical services for the state's 692,000 uninsured, thus serving as the healthcare safety net for the most needy.
- In 2019, uninsured patients presented at Cape May County Hospitals on 3,856 occasions.
- New Jersey's general hospitals are predominantly not-for-profit entities — any excess revenue over expenses is returned to the community in the form of new medical technology, expanded hospital services, maintenance and expansion of physical infrastructure and the enhanced ability to hire and maintain skilled workforce.

ANNUAL TAXES

Cape May County Hospitals pay \$902,500 annually in taxes including:

- 0.53 Percent Assessment: \$657,600
- Adjusted Admissions Assessment: \$197,800
- Newborn Screening Fees: \$47,100
- Other assessments such as New Jersey Poison Information & Education System (NJPIES) and Maternal and Child Health Consortium Assessment
- In addition, hospitals support their local municipalities through voluntary, negotiated payments and in-kind contributions.

SFY 2021 CHARITY CARE SUBSIDY SHORTFALL



Cumberland County Hospitals

ANNUAL CONTRIBUTIONS TO THE LOCAL AND STATE ECONOMY

Total Economic Impact: \$397,437,000

▪ **2,372 full-time equivalent jobs, including:**

Nursing:	698
Therapy:	43
Radiology:	163
Pharmacy:	31
Pathology and Laboratory:	84
Dietary/Housekeeping/Maintenance:	204
Total Employee Payroll:	\$170,609,000
Estimated State Income Taxes Paid by Employees:	\$9,426,100

▪ **Purchased Services of \$46,517,000, including:**

Contracted Labor: \$27,032,000
Pharmaceutical Drugs: \$10,842,000
Dietary/Laundry/Housekeeping Supplies: \$3,226,000
Building Supplies: \$29,000
Utilities: \$5,388,000 including:
\$3,866,000 in Electric
\$926,000 in Oil & Gas
\$596,000 in Water/Sewage/Disposal

ANNUAL CONTRIBUTIONS AS A HEALTHCARE SAFETY NET

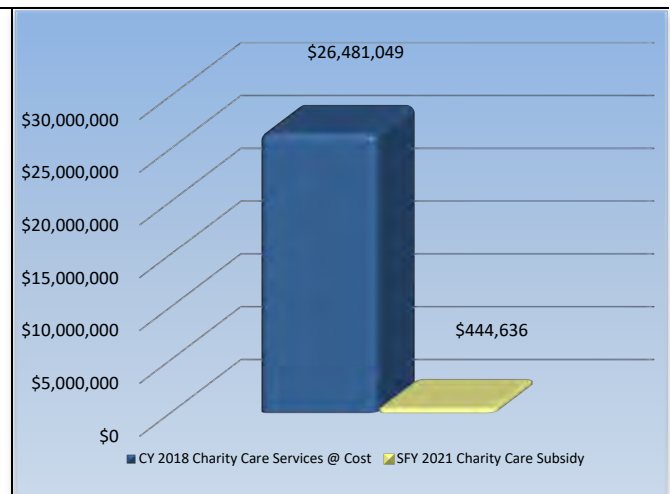
- Hospitals also give back to the community by serving as the primary source of medical services for the state's 692,000 uninsured, thus serving as the healthcare safety net for the most needy.
- In 2019, uninsured patients presented at Cumberland County Hospitals on 23,125 occasions.
- New Jersey's general hospitals are predominantly not-for-profit entities — any excess revenue over expenses is returned to the community in the form of new medical technology, expanded hospital services, maintenance and expansion of physical infrastructure and the enhanced ability to hire and maintain skilled workforce.

ANNUAL TAXES

Cumberland County Hospitals pay \$2,987,500 annually in taxes including:

- 0.53 Percent Assessment: \$2,365,900
- Adjusted Admissions Assessment: \$334,300
- Newborn Screening Fees: \$287,300
- Other assessments such as New Jersey Poison Information & Education System (NJPIES) and Maternal and Child Health Consortium Assessment
- In addition, hospitals support their local municipalities through voluntary, negotiated payments and in-kind contributions.

SFY 2021 CHARITY CARE SUBSIDY SHORTFALL



Essex County Hospitals

ANNUAL CONTRIBUTIONS TO THE LOCAL AND STATE ECONOMY

Total Economic Impact: \$3,436,841,000

▪ **13,766 full-time equivalent jobs, including:**

Nursing:	3,882
Therapy:	470
Radiology:	656
Pharmacy:	324
Pathology and Laboratory:	494
Dietary/Housekeeping/Maintenance:	999
Total Employee Payroll:	\$1,169,397,000
Estimated State Income Taxes Paid by Employees:	\$64,609,200

▪ **Purchased Services of \$496,936,000, including:**

Contracted Labor: \$228,736,000
Pharmaceutical Drugs: \$213,659,000
Dietary/Laundry/Housekeeping Supplies: \$22,172,000
Building Supplies: \$1,452,000
Utilities: \$30,917,000 including:
\$15,469,000 in Electric
\$3,680,000 in Oil & Gas
\$11,768,000 in Water/Sewage/Disposal

ANNUAL CONTRIBUTIONS AS A HEALTHCARE SAFETY NET

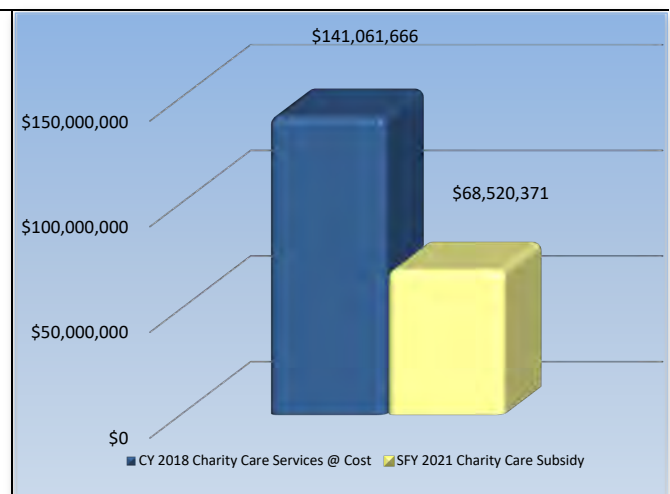
- Hospitals also give back to the community by serving as the primary source of medical services for the state's 692,000 uninsured, thus serving as the healthcare safety net for the most needy.
- In 2019, uninsured patients presented at Essex County Hospitals on 272,853 occasions.
- New Jersey's general hospitals are predominantly not-for-profit entities — any excess revenue over expenses is returned to the community in the form of new medical technology, expanded hospital services, maintenance and expansion of physical infrastructure and the enhanced ability to hire and maintain skilled workforce.

ANNUAL TAXES

Essex County Hospitals pay \$20,993,800 annually in taxes including:

- 0.53 Percent Assessment: \$16,537,800
- Adjusted Admissions Assessment: \$1,926,200
- Newborn Screening Fees: \$2,529,800
- Other assessments such as New Jersey Poison Information & Education System (NJPIES) and Maternal and Child Health Consortium Assessment
- In addition, hospitals support their local municipalities through voluntary, negotiated payments and in-kind contributions.

SFY 2021 CHARITY CARE SUBSIDY SHORTFALL



Gloucester County Hospitals

ANNUAL CONTRIBUTIONS TO THE LOCAL AND STATE ECONOMY

Total Economic Impact: \$506,295,000

▪ **2,654 full-time equivalent jobs, including:**

Nursing:	792
Therapy:	76
Radiology:	159
Pharmacy:	42
Pathology and Laboratory:	71
Dietary/Housekeeping/Maintenance:	222
Total Employee Payroll:	\$211,050,000
Estimated State Income Taxes Paid by Employees:	\$11,660,500

▪ **Purchased Services of \$83,568,000, including:**

Contracted Labor: \$55,483,000
Pharmaceutical Drugs: \$18,724,000
Dietary/Laundry/Housekeeping Supplies: \$2,464,000
Building Supplies: \$2,205,000
Utilities: \$4,692,000 including:
\$3,419,000 in Electric
\$574,000 in Oil & Gas
\$698,000 in Water/Sewage/Disposal

ANNUAL CONTRIBUTIONS AS A HEALTHCARE SAFETY NET

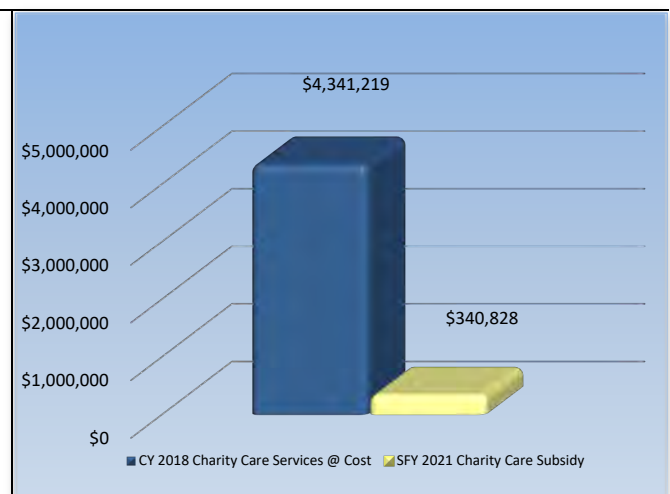
- Hospitals also give back to the community by serving as the primary source of medical services for the state's 692,000 uninsured, thus serving as the healthcare safety net for the most needy.
- In 2019, uninsured patients presented at Gloucester County Hospitals on 11,548 occasions.
- New Jersey's general hospitals are predominantly not-for-profit entities — any excess revenue over expenses is returned to the community in the form of new medical technology, expanded hospital services, maintenance and expansion of physical infrastructure and the enhanced ability to hire and maintain skilled workforce.

ANNUAL TAXES

Gloucester County Hospitals pay \$4,134,200 annually in taxes including:

- 0.53 Percent Assessment: \$3,399,600
- Adjusted Admissions Assessment: \$437,900
- Newborn Screening Fees: \$296,700
- Other assessments such as New Jersey Poison Information & Education System (NJPIES) and Maternal and Child Health Consortium Assessment
- In addition, hospitals support their local municipalities through voluntary, negotiated payments and in-kind contributions.

SFY 2021 CHARITY CARE SUBSIDY SHORTFALL



Hudson County Hospitals

ANNUAL CONTRIBUTIONS TO THE LOCAL AND STATE ECONOMY

Total Economic Impact: \$1,343,840,000

▪ **6,099 full-time equivalent jobs, including:**

Nursing:	1,560
Therapy:	204
Radiology:	256
Pharmacy:	145
Pathology and Laboratory:	222
Dietary/Housekeeping/Maintenance:	653
Total Employee Payroll:	\$452,394,000
Estimated State Income Taxes Paid by Employees:	\$24,994,800

▪ **Purchased Services of \$287,440,000, including:**

Contracted Labor: \$226,630,000
Pharmaceutical Drugs: \$39,565,000
Dietary/Laundry/Housekeeping Supplies: \$7,220,000
Building Supplies: \$971,000
Utilities: \$13,054,000 including:
\$6,796,000 in Electric
\$1,948,000 in Oil & Gas
\$4,310,000 in Water/Sewage/Disposal

ANNUAL CONTRIBUTIONS AS A HEALTHCARE SAFETY NET

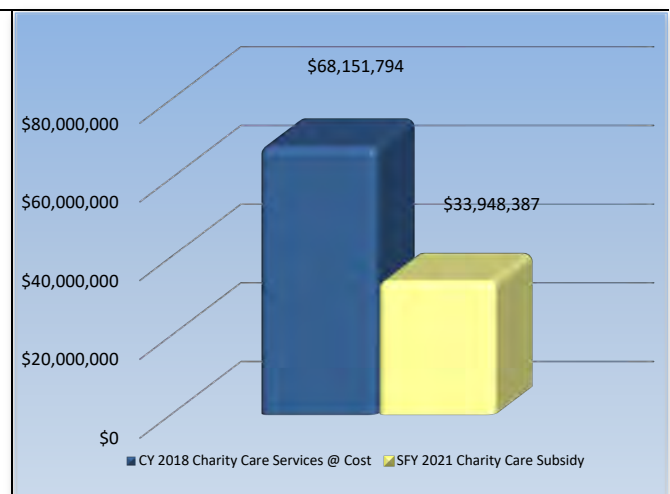
- Hospitals also give back to the community by serving as the primary source of medical services for the state's 692,000 uninsured, thus serving as the healthcare safety net for the most needy.
- In 2019, uninsured patients presented at Hudson County Hospitals on 128,276 occasions.
- New Jersey's general hospitals are predominantly not-for-profit entities — any excess revenue over expenses is returned to the community in the form of new medical technology, expanded hospital services, maintenance and expansion of physical infrastructure and the enhanced ability to hire and maintain skilled workforce.

ANNUAL TAXES

Hudson County Hospitals pay \$8,543,000 annually in taxes including:

- 0.53 Percent Assessment: \$6,938,600
- Adjusted Admissions Assessment: \$890,900
- Newborn Screening Fees: \$713,600
- Other assessments such as New Jersey Poison Information & Education System (NJPIES) and Maternal and Child Health Consortium Assessment
- In addition, hospitals support their local municipalities through voluntary, negotiated payments and in-kind contributions.

SFY 2021 CHARITY CARE SUBSIDY SHORTFALL



Hunterdon County Hospitals

ANNUAL CONTRIBUTIONS TO THE LOCAL AND STATE ECONOMY

Total Economic Impact: \$350,881,000

▪ **2,216 full-time equivalent jobs, including:**

Nursing:	295
Therapy:	87
Radiology:	94
Pharmacy:	27
Pathology and Laboratory:	78
Dietary/Housekeeping/Maintenance:	132
Total Employee Payroll:	\$165,048,000
Estimated State Income Taxes Paid by Employees:	\$9,118,900

▪ **Purchased Services of \$16,289,000, including:**

Contracted Labor: \$5,384,000
Pharmaceutical Drugs: \$6,730,000
Dietary/Laundry/Housekeeping Supplies: \$1,018,000
Building Supplies: \$507,000
Utilities: \$2,650,000 including:
\$1,804,000 in Electric
\$555,000 in Oil & Gas
\$291,000 in Water/Sewage/Disposal

ANNUAL CONTRIBUTIONS AS A HEALTHCARE SAFETY NET

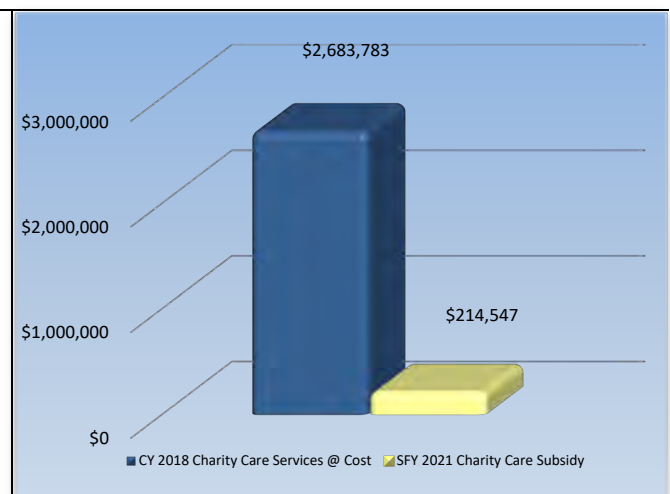
- Hospitals also give back to the community by serving as the primary source of medical services for the state's 692,000 uninsured, thus serving as the healthcare safety net for the most needy.
- In 2019, uninsured patients presented at Hunterdon County Hospitals on 18,231 occasions.
- New Jersey's general hospitals are predominantly not-for-profit entities — any excess revenue over expenses is returned to the community in the form of new medical technology, expanded hospital services, maintenance and expansion of physical infrastructure and the enhanced ability to hire and maintain skilled workforce.

ANNUAL TAXES

Hunterdon County Hospitals pay \$2,378,700 annually in taxes including:

- 0.53 Percent Assessment: \$1,915,300
- Adjusted Admissions Assessment: \$309,900
- Newborn Screening Fees: \$153,500
- Other assessments such as New Jersey Poison Information & Education System (NJPIES) and Maternal and Child Health Consortium Assessment
- In addition, hospitals support their local municipalities through voluntary, negotiated payments and in-kind contributions.

SFY 2021 CHARITY CARE SUBSIDY SHORTFALL



Mercer County Hospitals

ANNUAL CONTRIBUTIONS TO THE LOCAL AND STATE ECONOMY

Total Economic Impact: \$1,132,523,000

▪ **5,377 full-time equivalent jobs, including:**

Nursing:	1,301
Therapy:	261
Radiology:	331
Pharmacy:	128
Pathology and Laboratory:	186
Dietary/Housekeeping/Maintenance:	401
Total Employee Payroll:	\$458,468,000
Estimated State Income Taxes Paid by Employees:	\$25,330,400

▪ **Purchased Services of \$166,021,000, including:**

Contracted Labor: \$92,919,000
Pharmaceutical Drugs: \$55,101,000
Dietary/Laundry/Housekeeping Supplies: \$4,537,000
Building Supplies: \$954,000
Utilities: \$12,510,000 including:
\$8,875,000 in Electric
\$1,872,000 in Oil & Gas
\$1,889,000 in Water/Sewage/Disposal

ANNUAL CONTRIBUTIONS AS A HEALTHCARE SAFETY NET

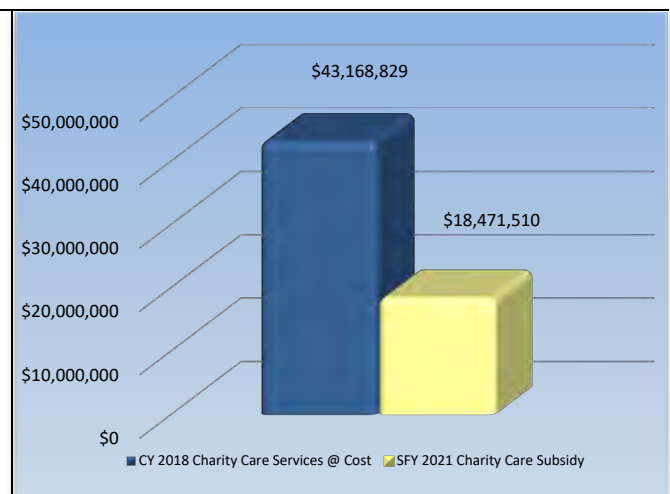
- Hospitals also give back to the community by serving as the primary source of medical services for the state's 692,000 uninsured, thus serving as the healthcare safety net for the most needy.
- In 2019, uninsured patients presented at Mercer County Hospitals on 129,606 occasions.
- New Jersey's general hospitals are predominantly not-for-profit entities — any excess revenue over expenses is returned to the community in the form of new medical technology, expanded hospital services, maintenance and expansion of physical infrastructure and the enhanced ability to hire and maintain skilled workforce.

ANNUAL TAXES

Mercer County Hospitals pay \$7,652,300 annually in taxes including:

- 0.53 Percent Assessment: \$5,955,600
- Adjusted Admissions Assessment: \$754,700
- Newborn Screening Fees: \$942,000
- Other assessments such as New Jersey Poison Information & Education System (NJPIES) and Maternal and Child Health Consortium Assessment
- In addition, hospitals support their local municipalities through voluntary, negotiated payments and in-kind contributions.

SFY 2021 CHARITY CARE SUBSIDY SHORTFALL



Middlesex County Hospitals

ANNUAL CONTRIBUTIONS TO THE LOCAL AND STATE ECONOMY

Total Economic Impact: \$2,953,590,000

▪ **13,769 full-time equivalent jobs, including:**

Nursing:	4,087
Therapy:	663
Radiology:	594
Pharmacy:	317
Pathology and Laboratory:	628
Dietary/Housekeeping/Maintenance:	1,269
Total Employee Payroll:	\$1,135,287,000
Estimated State Income Taxes Paid by Employees:	\$62,724,600

▪ **Purchased Services of \$450,187,000, including:**

Contracted Labor: \$197,151,000
Pharmaceutical Drugs: \$195,245,000
Dietary/Laundry/Housekeeping Supplies: \$25,886,000
Building Supplies: \$4,203,000
Utilities: \$27,702,000 including:
\$18,153,000 in Electric
\$4,227,000 in Oil & Gas
\$5,486,000 in Water/Sewage/Disposal

ANNUAL CONTRIBUTIONS AS A HEALTHCARE SAFETY NET

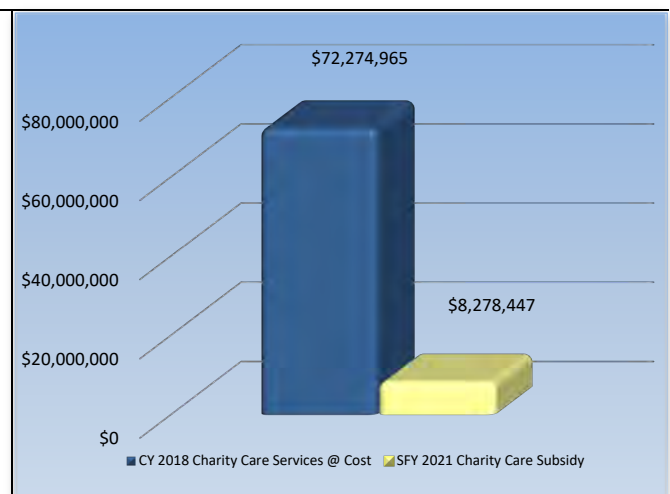
- Hospitals also give back to the community by serving as the primary source of medical services for the state's 692,000 uninsured, thus serving as the healthcare safety net for the most needy.
- In 2019, uninsured patients presented at Middlesex County Hospitals on 125,008 occasions.
- New Jersey's general hospitals are predominantly not-for-profit entities — any excess revenue over expenses is returned to the community in the form of new medical technology, expanded hospital services, maintenance and expansion of physical infrastructure and the enhanced ability to hire and maintain skilled workforce.

ANNUAL TAXES

Middlesex County Hospitals pay \$19,649,000 annually in taxes including:

- 0.53 Percent Assessment: \$15,954,800
- Adjusted Admissions Assessment: \$1,951,600
- Newborn Screening Fees: \$1,742,600
- Other assessments such as New Jersey Poison Information & Education System (NJPIES) and Maternal and Child Health Consortium Assessment
- In addition, hospitals support their local municipalities through voluntary, negotiated payments and in-kind contributions.

SFY 2021 CHARITY CARE SUBSIDY SHORTFALL



Monmouth County Hospitals

ANNUAL CONTRIBUTIONS TO THE LOCAL AND STATE ECONOMY

Total Economic Impact: \$2,082,830,000

▪ **9,876 full-time equivalent jobs, including:**

Nursing:	3,070
Therapy:	365
Radiology:	520
Pharmacy:	240
Pathology and Laboratory:	358
Dietary/Housekeeping/Maintenance:	796
Total Employee Payroll:	\$759,922,000
Estimated State Income Taxes Paid by Employees:	\$41,985,700

▪ **Purchased Services of \$305,202,000, including:**

Contracted Labor:	\$111,148,000
Pharmaceutical Drugs:	\$147,028,000
Dietary/Laundry/Housekeeping Supplies:	\$15,927,000
Building Supplies:	\$15,044,000
Utilities:	\$16,055,000 including:
\$9,525,000 in Electric	
\$3,834,000 in Oil & Gas	
\$2,696,000 in Water/Sewage/Disposal	

ANNUAL CONTRIBUTIONS AS A HEALTHCARE SAFETY NET

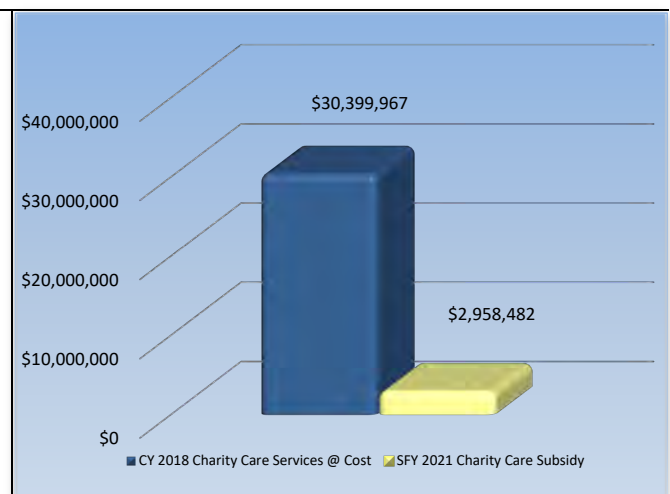
- Hospitals also give back to the community by serving as the primary source of medical services for the state's 692,000 uninsured, thus serving as the healthcare safety net for the most needy.
- In 2019, uninsured patients presented at Monmouth County Hospitals on 50,191 occasions.
- New Jersey's general hospitals are predominantly not-for-profit entities — any excess revenue over expenses is returned to the community in the form of new medical technology, expanded hospital services, maintenance and expansion of physical infrastructure and the enhanced ability to hire and maintain skilled workforce.

ANNUAL TAXES

Monmouth County Hospitals pay \$15,277,800 annually in taxes including:

- 0.53 Percent Assessment: \$11,607,500
- Adjusted Admissions Assessment: \$1,490,500
- Newborn Screening Fees: \$2,179,800
- Other assessments such as New Jersey Poison Information & Education System (NJPIES) and Maternal and Child Health Consortium Assessment
- In addition, hospitals support their local municipalities through voluntary, negotiated payments and in-kind contributions.

SFY 2021 CHARITY CARE SUBSIDY SHORTFALL



Morris County Hospitals

ANNUAL CONTRIBUTIONS TO THE LOCAL AND STATE ECONOMY

Total Economic Impact: \$1,762,861,000

▪ **8,639 full-time equivalent jobs, including:**

Nursing:	2,172
Therapy:	359
Radiology:	481
Pharmacy:	193
Pathology and Laboratory:	376
Dietary/Housekeeping/Maintenance:	772
Total Employee Payroll:	\$681,145,000
Estimated State Income Taxes Paid by Employees:	\$37,633,300

▪ **Purchased Services of \$205,559,000, including:**

Contracted Labor: \$36,047,000
Pharmaceutical Drugs: \$139,010,000
Dietary/Laundry/Housekeeping Supplies: \$10,580,000
Building Supplies: \$1,896,000
Utilities: \$18,026,000 including:
\$9,936,000 in Electric
\$4,062,000 in Oil & Gas
\$4,028,000 in Water/Sewage/Disposal

ANNUAL CONTRIBUTIONS AS A HEALTHCARE SAFETY NET

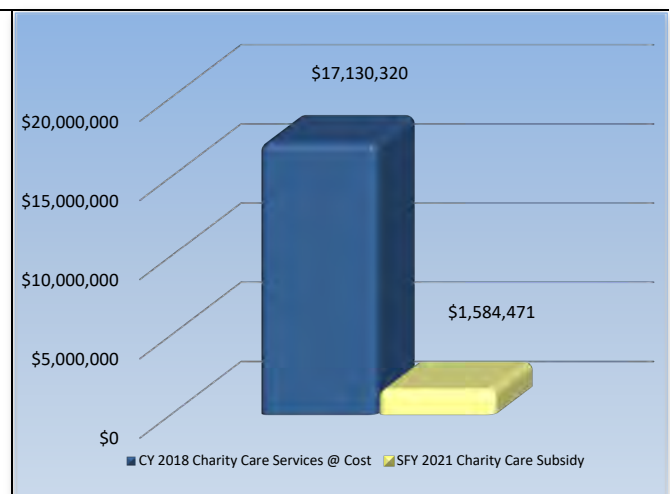
- Hospitals also give back to the community by serving as the primary source of medical services for the state's 692,000 uninsured, thus serving as the healthcare safety net for the most needy.
- In 2019, uninsured patients presented at Morris County Hospitals on 61,478 occasions.
- New Jersey's general hospitals are predominantly not-for-profit entities — any excess revenue over expenses is returned to the community in the form of new medical technology, expanded hospital services, maintenance and expansion of physical infrastructure and the enhanced ability to hire and maintain skilled workforce.

ANNUAL TAXES

Morris County Hospitals pay \$12,802,700 annually in taxes including:

- 0.53 Percent Assessment: \$10,773,800
- Adjusted Admissions Assessment: \$1,150,500
- Newborn Screening Fees: \$878,400
- Other assessments such as New Jersey Poison Information & Education System (NJPIES) and Maternal and Child Health Consortium Assessment
- In addition, hospitals support their local municipalities through voluntary, negotiated payments and in-kind contributions.

SFY 2021 CHARITY CARE SUBSIDY SHORTFALL



Ocean County Hospitals

ANNUAL CONTRIBUTIONS TO THE LOCAL AND STATE ECONOMY

Total Economic Impact: \$1,119,135,000

▪ **5,459 full-time equivalent jobs, including:**

Nursing:	1,738
Therapy:	271
Radiology:	346
Pharmacy:	162
Pathology and Laboratory:	191
Dietary/Housekeeping/Maintenance:	433
Total Employee Payroll:	\$403,563,000
Estimated State Income Taxes Paid by Employees:	\$22,296,900

▪ **Purchased Services of \$210,978,000, including:**

Contracted Labor: \$70,663,000
Pharmaceutical Drugs: \$115,079,000
Dietary/Laundry/Housekeeping Supplies: \$7,268,000
Building Supplies: \$5,483,000
Utilities: \$12,485,000 including:
\$7,920,000 in Electric
\$1,717,000 in Oil & Gas
\$2,848,000 in Water/Sewage/Disposal

ANNUAL CONTRIBUTIONS AS A HEALTHCARE SAFETY NET

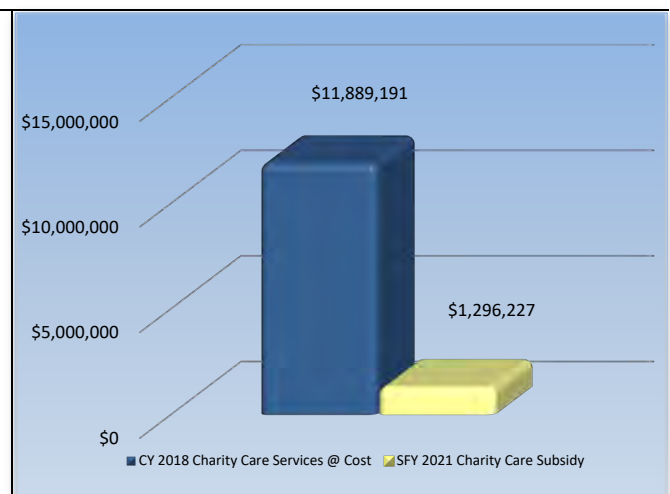
- Hospitals also give back to the community by serving as the primary source of medical services for the state's 692,000 uninsured, thus serving as the healthcare safety net for the most needy.
- In 2019, uninsured patients presented at Ocean County Hospitals on 25,512 occasions.
- New Jersey's general hospitals are predominantly not-for-profit entities — any excess revenue over expenses is returned to the community in the form of new medical technology, expanded hospital services, maintenance and expansion of physical infrastructure and the enhanced ability to hire and maintain skilled workforce.

ANNUAL TAXES

Ocean County Hospitals pay \$7,527,600 annually in taxes including:

- 0.53 Percent Assessment: \$6,075,000
- Adjusted Admissions Assessment: \$947,700
- Newborn Screening Fees: \$504,900
- Other assessments such as New Jersey Poison Information & Education System (NJPIES) and Maternal and Child Health Consortium Assessment
- In addition, hospitals support their local municipalities through voluntary, negotiated payments and in-kind contributions.

SFY 2021 CHARITY CARE SUBSIDY SHORTFALL



Passaic County Hospitals

ANNUAL CONTRIBUTIONS TO THE LOCAL AND STATE ECONOMY

Total Economic Impact: \$1,034,283,000

▪ **5,297 full-time equivalent jobs, including:**

Nursing:	1,396
Therapy:	191
Radiology:	250
Pharmacy:	127
Pathology and Laboratory:	155
Dietary/Housekeeping/Maintenance:	411
Total Employee Payroll:	\$451,448,000
Estimated State Income Taxes Paid by Employees:	\$24,942,500

▪ **Purchased Services of \$156,242,000, including:**

Contracted Labor: \$101,528,000
Pharmaceutical Drugs: \$42,568,000
Dietary/Laundry/Housekeeping Supplies: \$3,910,000
Building Supplies: \$1,112,000
Utilities: \$7,124,000 including:
\$5,597,000 in Electric
\$1,794,000 in Oil & Gas
(\$267,000) in Water/Sewage/Disposal

ANNUAL CONTRIBUTIONS AS A HEALTHCARE SAFETY NET

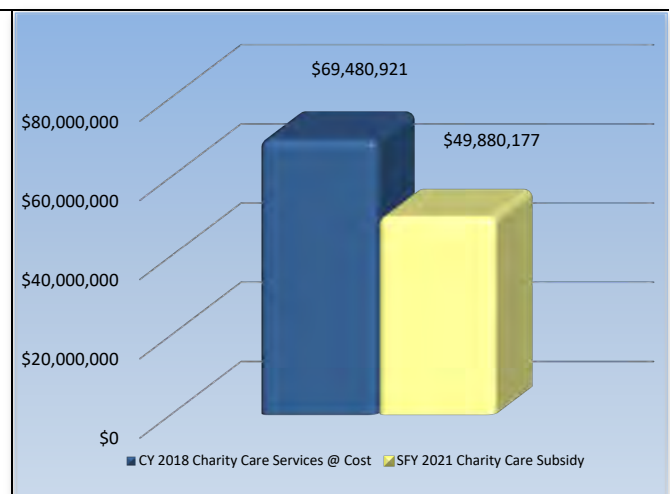
- Hospitals also give back to the community by serving as the primary source of medical services for the state's 692,000 uninsured, thus serving as the healthcare safety net for the most needy.
- In 2019, uninsured patients presented at Passaic County Hospitals on 142,983 occasions.
- New Jersey's general hospitals are predominantly not-for-profit entities — any excess revenue over expenses is returned to the community in the form of new medical technology, expanded hospital services, maintenance and expansion of physical infrastructure and the enhanced ability to hire and maintain skilled workforce.

ANNUAL TAXES

Passaic County Hospitals pay \$6,592,500 annually in taxes including:

- 0.53 Percent Assessment: \$5,484,800
- Adjusted Admissions Assessment: \$615,300
- Newborn Screening Fees: \$492,500
- Other assessments such as New Jersey Poison Information & Education System (NJPIES) and Maternal and Child Health Consortium Assessment
- In addition, hospitals support their local municipalities through voluntary, negotiated payments and in-kind contributions.

SFY 2021 CHARITY CARE SUBSIDY SHORTFALL



Salem County Hospitals

ANNUAL CONTRIBUTIONS TO THE LOCAL AND STATE ECONOMY

Total Economic Impact: \$117,689,000

▪ **592 full-time equivalent jobs, including:**

Nursing:	137
Therapy:	20
Radiology:	46
Pharmacy:	16
Pathology and Laboratory:	31
Dietary/Housekeeping/Maintenance:	66
Total Employee Payroll:	\$42,301,000
Estimated State Income Taxes Paid by Employees:	\$2,337,100

▪ **Purchased Services of \$24,799,000, including:**

Contracted Labor: \$21,082,000
Pharmaceutical Drugs: \$870,000
Dietary/Laundry/Housekeeping Supplies: \$837,000
Building Supplies: \$8,000
Utilities: \$2,002,000 including:
\$1,324,000 in Electric
\$375,000 in Oil & Gas
\$303,000 in Water/Sewage/Disposal

ANNUAL CONTRIBUTIONS AS A HEALTHCARE SAFETY NET

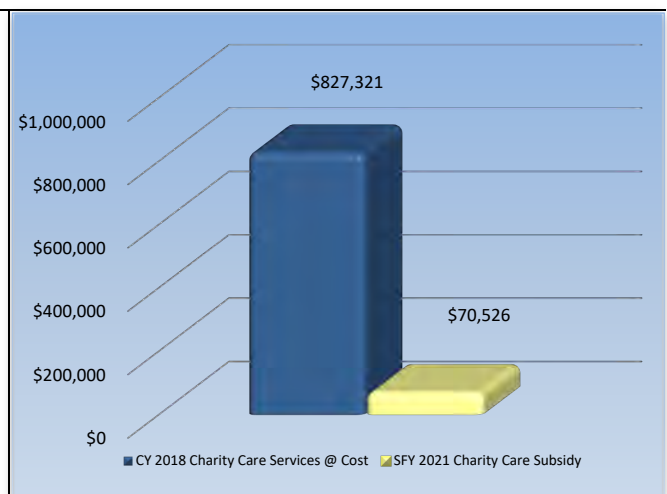
- Hospitals also give back to the community by serving as the primary source of medical services for the state's 692,000 uninsured, thus serving as the healthcare safety net for the most needy.
- In 2019, uninsured patients presented at Salem County Hospitals on 4,720 occasions.
- New Jersey's general hospitals are predominantly not-for-profit entities — any excess revenue over expenses is returned to the community in the form of new medical technology, expanded hospital services, maintenance and expansion of physical infrastructure and the enhanced ability to hire and maintain skilled workforce.

ANNUAL TAXES

Salem County Hospitals pay \$792,300 annually in taxes including:

- 0.53 Percent Assessment: \$635,000
- Adjusted Admissions Assessment: \$116,100
- Newborn Screening Fees: \$41,300
- Other assessments such as New Jersey Poison Information & Education System (NJPIES) and Maternal and Child Health Consortium Assessment
- In addition, hospitals support their local municipalities through voluntary, negotiated payments and in-kind contributions.

SFY 2021 CHARITY CARE SUBSIDY SHORTFALL



Somerset County Hospitals

ANNUAL CONTRIBUTIONS TO THE LOCAL AND STATE ECONOMY

Total Economic Impact: \$295,511,000

▪ **1,620 full-time equivalent jobs, including:**

Nursing:	445
Therapy:	127
Radiology:	99
Pharmacy:	34
Pathology and Laboratory:	89
Dietary/Housekeeping/Maintenance:	150
Total Employee Payroll:	\$119,622,000
Estimated State Income Taxes Paid by Employees:	\$6,609,100

▪ **Purchased Services of \$39,137,000, including:**

Contracted Labor: \$16,293,000
Pharmaceutical Drugs: \$15,576,000
Dietary/Laundry/Housekeeping Supplies: \$3,014,000
Building Supplies: \$924,000
Utilities: \$3,330,000 including:
\$2,226,000 in Electric
\$583,000 in Oil & Gas
\$521,000 in Water/Sewage/Disposal

ANNUAL CONTRIBUTIONS AS A HEALTHCARE SAFETY NET

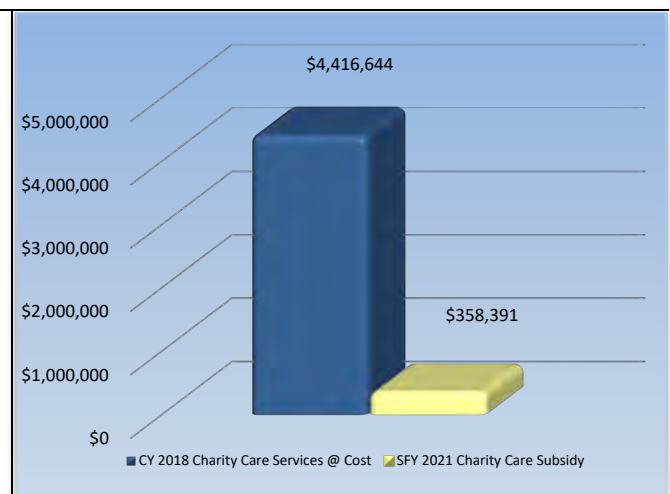
- Hospitals also give back to the community by serving as the primary source of medical services for the state's 692,000 uninsured, thus serving as the healthcare safety net for the most needy.
- In 2019, uninsured patients presented at Somerset County Hospitals on 12,276 occasions.
- New Jersey's general hospitals are predominantly not-for-profit entities — any excess revenue over expenses is returned to the community in the form of new medical technology, expanded hospital services, maintenance and expansion of physical infrastructure and the enhanced ability to hire and maintain skilled workforce.

ANNUAL TAXES

Somerset County Hospitals pay \$2,019,700 annually in taxes including:

- 0.53 Percent Assessment: \$1,640,700
- Adjusted Admissions Assessment: \$262,800
- Newborn Screening Fees: \$116,300
- Other assessments such as New Jersey Poison Information & Education System (NJPIES) and Maternal and Child Health Consortium Assessment
- In addition, hospitals support their local municipalities through voluntary, negotiated payments and in-kind contributions.

SFY 2021 CHARITY CARE SUBSIDY SHORTFALL



Sussex County Hospitals

ANNUAL CONTRIBUTIONS TO THE LOCAL AND STATE ECONOMY

Total Economic Impact: \$177,737,000

▪ **1,080 full-time equivalent jobs, including:**

Nursing:	331
Therapy:	45
Radiology:	38
Pharmacy:	30
Pathology and Laboratory:	34
Dietary/Housekeeping/Maintenance:	101
Total Employee Payroll:	\$79,719,000
Estimated State Income Taxes Paid by Employees:	\$4,404,500

▪ **Purchased Services of \$19,010,000, including:**

Contracted Labor: \$3,399,000
Pharmaceutical Drugs: \$11,644,000
Dietary/Laundry/Housekeeping Supplies: \$1,780,000
Building Supplies: \$95,000
Utilities: \$2,092,000 including:
\$1,197,000 in Electric
\$344,000 in Oil & Gas
\$551,000 in Water/Sewage/Disposal

ANNUAL CONTRIBUTIONS AS A HEALTHCARE SAFETY NET

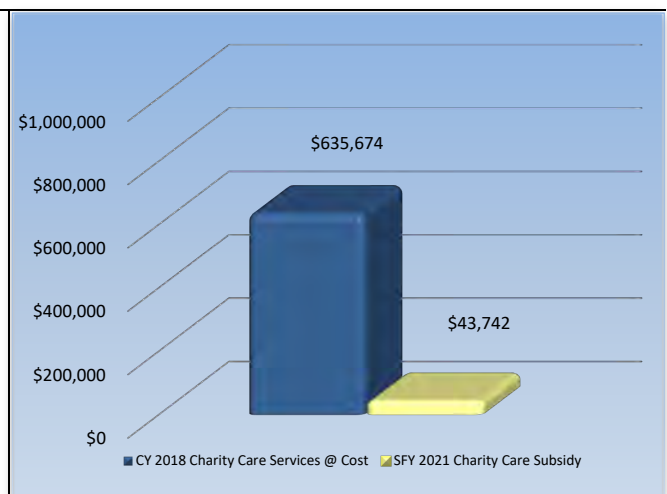
- Hospitals also give back to the community by serving as the primary source of medical services for the state's 692,000 uninsured, thus serving as the healthcare safety net for the most needy.
- In 2019, uninsured patients presented at Sussex County Hospitals on 4,867 occasions.
- New Jersey's general hospitals are predominantly not-for-profit entities — any excess revenue over expenses is returned to the community in the form of new medical technology, expanded hospital services, maintenance and expansion of physical infrastructure and the enhanced ability to hire and maintain skilled workforce.

ANNUAL TAXES

Sussex County Hospitals pay \$1,176,800 annually in taxes including:

- 0.53 Percent Assessment: \$947,000
- Adjusted Admissions Assessment: \$153,800
- Newborn Screening Fees: \$76,100
- Other assessments such as New Jersey Poison Information & Education System (NJPIES) and Maternal and Child Health Consortium Assessment
- In addition, hospitals support their local municipalities through voluntary, negotiated payments and in-kind contributions.

SFY 2021 CHARITY CARE SUBSIDY SHORTFALL



Union County Hospitals

ANNUAL CONTRIBUTIONS TO THE LOCAL AND STATE ECONOMY

Total Economic Impact: \$1,142,273,000

▪ **6,199 full-time equivalent jobs, including:**

Nursing:	1,385
Therapy:	205
Radiology:	304
Pharmacy:	122
Pathology and Laboratory:	141
Dietary/Housekeeping/Maintenance:	593
Total Employee Payroll:	\$474,702,000
Estimated State Income Taxes Paid by Employees:	\$26,227,300

▪ **Purchased Services of \$154,164,000, including:**

Contracted Labor: \$27,308,000
Pharmaceutical Drugs: \$104,431,000
Dietary/Laundry/Housekeeping Supplies: \$8,426,000
Building Supplies: \$1,255,000
Utilities: \$12,744,000 including:
\$6,657,000 in Electric
\$2,844,000 in Oil & Gas
\$3,243,000 in Water/Sewage/Disposal

ANNUAL CONTRIBUTIONS AS A HEALTHCARE SAFETY NET

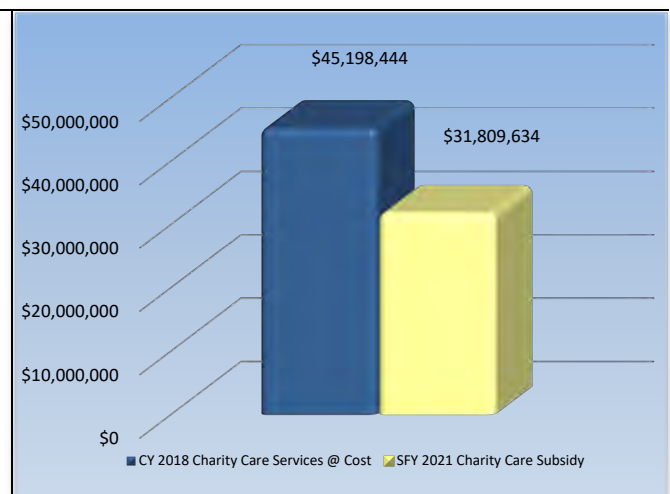
- Hospitals also give back to the community by serving as the primary source of medical services for the state's 692,000 uninsured, thus serving as the healthcare safety net for the most needy.
- In 2019, uninsured patients presented at Union County Hospitals on 111,793 occasions.
- New Jersey's general hospitals are predominantly not-for-profit entities — any excess revenue over expenses is returned to the community in the form of new medical technology, expanded hospital services, maintenance and expansion of physical infrastructure and the enhanced ability to hire and maintain skilled workforce.

ANNUAL TAXES

Union County Hospitals pay \$7,970,700 annually in taxes including:

- 0.53 Percent Assessment: \$6,564,400
- Adjusted Admissions Assessment: \$843,000
- Newborn Screening Fees: \$563,300
- Other assessments such as New Jersey Poison Information & Education System (NJPIES) and Maternal and Child Health Consortium Assessment
- In addition, hospitals support their local municipalities through voluntary, negotiated payments and in-kind contributions.

SFY 2021 CHARITY CARE SUBSIDY SHORTFALL



Warren County Hospitals

ANNUAL CONTRIBUTIONS TO THE LOCAL AND STATE ECONOMY

Total Economic Impact: \$209,647,000

▪ **1,163 full-time equivalent jobs, including:**

Nursing:	257
Therapy:	99
Radiology:	86
Pharmacy:	32
Pathology and Laboratory:	43
Dietary/Housekeeping/Maintenance:	130
Total Employee Payroll:	\$84,076,000
Estimated State Income Taxes Paid by Employees:	\$4,645,200

▪ **Purchased Services of \$29,326,000, including:**

Contracted Labor: \$5,335,000
Pharmaceutical Drugs: \$19,106,000
Dietary/Laundry/Housekeeping Supplies: \$1,643,000
Building Supplies: \$363,000
Utilities: \$2,879,000 including:
\$1,823,000 in Electric
\$503,000 in Oil & Gas
\$553,000 in Water/Sewage/Disposal

ANNUAL CONTRIBUTIONS AS A HEALTHCARE SAFETY NET

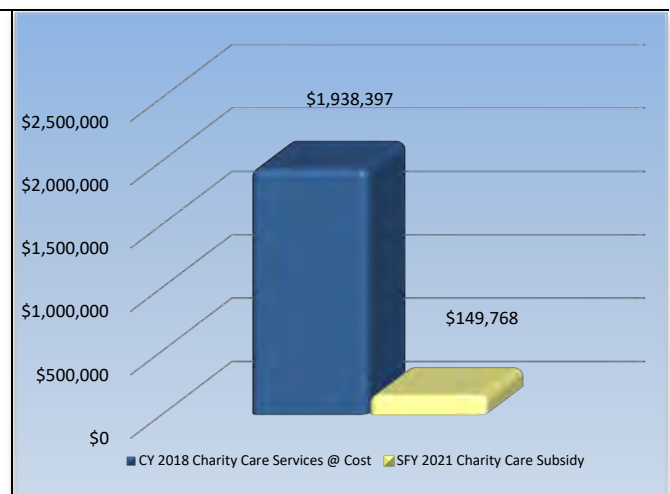
- Hospitals also give back to the community by serving as the primary source of medical services for the state's 692,000 uninsured, thus serving as the healthcare safety net for the most needy.
- In 2019, uninsured patients presented at Warren County Hospitals on 7,134 occasions.
- New Jersey's general hospitals are predominantly not-for-profit entities — any excess revenue over expenses is returned to the community in the form of new medical technology, expanded hospital services, maintenance and expansion of physical infrastructure and the enhanced ability to hire and maintain skilled workforce.

ANNUAL TAXES

Warren County Hospitals pay \$1,353,900 annually in taxes including:

- 0.53 Percent Assessment: \$1,173,000
- Adjusted Admissions Assessment: \$180,900
- Newborn Screening Fees: \$0
- Other assessments such as New Jersey Poison Information & Education System (NJPIES) and Maternal and Child Health Consortium Assessment
- In addition, hospitals support their local municipalities through voluntary, negotiated payments and in-kind contributions.

SFY 2021 CHARITY CARE SUBSIDY SHORTFALL





760 Alexander Road
Princeton, NJ 08540
www.njha.com