



NEW JERSEY
HOSPITAL ASSOCIATION

2018

ECONOMIC IMPACT REPORT





NEW JERSEY
HOSPITAL ASSOCIATION

2018 ECONOMIC IMPACT REPORT

©2018 NEW JERSEY HOSPITAL ASSOCIATION

Published by: Health Economics

760 Alexander Road, PO Box 1, Princeton, NJ 08543-0001

All rights reserved. No part of this publication may be reproduced in any form without the prior written permission of the publisher, the New Jersey Hospital Association (NJHA). NJHA is not responsible for any misprints, typographical or other errors, or any consequences caused as a result of the use of this publication. This publication is provided with the understanding that NJHA is not engaged in rendering any legal, accounting or other professional services and NJHA shall not be held liable for any circumstances arising out of its use. If legal advice or other expert assistance is required, the services of a competent professional should be sought. NJHA invites your comments and suggestions. Please direct all correspondence to the New Jersey Hospital Association, Health Economics, 760 Alexander Road, PO Box 1, Princeton, New Jersey 08543-0001. By telephone 609-275-4029, by fax 609-228-6062, or by e-mail at arazanica@njha.com.



Introduction

New Jersey hospitals are a vital public resource. They serve nearly 15 million patients annually, providing healthcare services to all, regardless of their ability to pay. But the contributions of New Jersey's hospitals extend far beyond their healthcare services. Hospitals also are economic strongholds; they are dependable sources of jobs, income taxes and spending that help stabilize their communities through good times and bad.

New Jersey's acute care hospitals provide substantial contributions to the state's economy. In 2017, New Jersey hospitals delivered:

- \$23.6 billion in total expenditures
- \$3.5 billion in purchased services
- Over 121,000 full-time equivalent jobs and total employment of over 150,000 full- and part-time positions
- Over \$9 billion in total employee salaries
- Over \$500 million in state income taxes paid by hospital employees
- Over \$565 million in charity care services to New Jersey's working poor and other uninsured residents.

Healthcare is the only industry that has added jobs in the state every year from 1990 through 2017 while increasing its share of jobholding from 7.5 percent in 1990 to 11.9 percent in 2017. According to the New Jersey Department of Labor, the outlook for healthcare employment in the Garden State is bright. From 2016 through 2026, it is projected that 78,300 jobs will be added, an annual increase of 1.5 percent. Healthcare cluster employment is comprised of three industry groups: ambulatory healthcare services (48 percent), hospitals (33 percent) and nursing and residential care facilities (19 percent).

Hospital contributions ripple across New Jersey, providing economic stability to the state, its counties and to individual communities. In many towns, the local hospital is the largest employer, providing untold benefits in jobs and health insurance coverage, local spending and community health services.

The pages that follow detail the many economic contributions of New Jersey's hospitals. The information is presented statewide and also for New Jersey's 21 counties. In addition, hospital-specific reports show the important contributions of hospitals to their local communities. Together, this data paints a compelling picture of the compassionate care and economic stability delivered by New Jersey's hospital community.

About This Report

The information provided in this report was compiled by NJHA's Health Economics department based on 2017 cost reports from 71 acute care hospitals filed with the New Jersey Department of Health, along with other publicly available data sources.

New Jersey Hospitals

ANNUAL CONTRIBUTIONS TO THE LOCAL AND STATE ECONOMY

Total Expenditures: \$23.6 billion

▪ Over 121,000 full-time equivalent jobs, including:

Nursing:	32,041
Therapy:	4,479
Radiology:	6,612
Pharmacy:	2,639
Pathology and Laboratory:	4,647
Dietary/Housekeeping/Maintenance:	10,112
Total Employee Payroll:	\$9.1 billion
Estimated State Income Taxes Paid by Employees:	\$501 million

▪ Purchased Services of \$3.5 billion, including:

Contracted Labor: \$1.5 billion
Pharmaceutical Drugs: \$1.6 billion
Dietary/Laundry/Housekeeping Supplies: \$139 million
Building Supplies: \$18 million
Utilities: \$239 million including:
\$155 million in Electric
\$43 million in Oil & Gas
\$41 million in Water/Sewage/Disposal

ANNUAL CONTRIBUTIONS AS A HEALTHCARE SAFETY NET

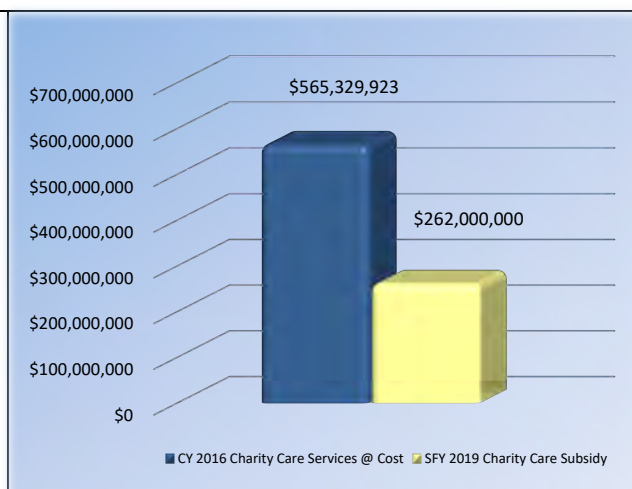
- Hospitals also give back to the community by serving as the primary source of medical services for the state's 688,000 uninsured, thus serving as the healthcare safety net for the most needy.
- In 2017, uninsured patients presented at New Jersey hospitals on 1.4 million occasions.
- New Jersey's general hospitals are predominantly not-for-profit entities — any excess revenue over expenses is returned to the community in the form of new medical technology, expanded hospital services, maintenance and expansion of physical infrastructure and the enhanced ability to hire and maintain skilled workforce.

ANNUAL TAXES

New Jersey hospitals pay nearly \$165 million annually in taxes including:

- 0.53 Percent Assessment: \$131.3 million
- Adjusted Admissions Assessment: \$17.6 million
- Newborn Screening Fees: 15.8 million
- Other assessments such as New Jersey Poison Information & Education System (NJPIES) and Maternal and Child Health Consortium Assessment
- In addition, hospitals support their local municipalities through voluntary, negotiated payments and in-kind contributions.

SFY 2019 CHARITY CARE SUBSIDY SHORTFALL



Teaching Hospitals

ANNUAL CONTRIBUTIONS TO THE LOCAL AND STATE ECONOMY

Total Expenditures: \$18.3 billion

▪ Over 93,200 full-time equivalent jobs, including:

Nursing:	24,349
Therapy:	3,281
Radiology:	4,654
Pharmacy:	1,934
Pathology and Laboratory:	3,439
Dietary/Housekeeping/Maintenance:	7,591
Total Employee Payroll:	\$7 billion
Estimated State Income Taxes Paid by Employees:	\$388 million

▪ Purchased Services of \$2.6 billion, including:

Contracted Labor: \$1 billion
Pharmaceutical Drugs: \$1.2 billion
Dietary/Laundry/Housekeeping Supplies: \$109.5 million
Building Supplies: \$14 million
Utilities: \$177 million including:
\$113 million in Electric
\$33 million in Oil & Gas
\$32 million in Water/Sewage/Disposal

ANNUAL CONTRIBUTIONS AS A HEALTHCARE SAFETY NET

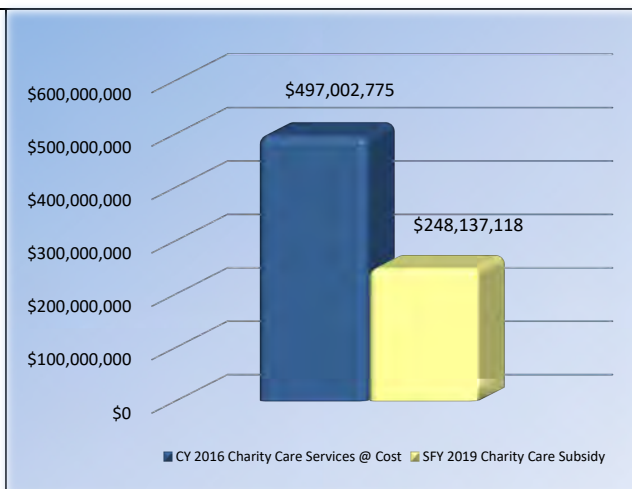
- Teaching hospitals also give back to the community by serving as the primary source of medical services for the state's 688,000 uninsured, thus serving as the healthcare safety net for the most needy.
- In 2017, uninsured patients presented at teaching hospitals on 1.2 million occasions.
- New Jersey's general hospitals are predominantly not-for-profit entities — any excess revenue over expenses is returned to the community in the form of new medical technology, expanded hospital services, maintenance and expansion of physical infrastructure and the enhanced ability to hire and maintain skilled workforce.

ANNUAL TAXES

New Jersey teaching hospitals pay nearly \$127 million annually in taxes including:

- 0.53 Percent Assessment: \$102 million
- Adjusted Admissions Assessment: \$12.8 million
- Newborn Screening Fees: \$12.1 million
- Other assessments such as New Jersey Poison Information & Education System (NJPIES) and Maternal and Child Health Consortium Assessment
- In addition, hospitals support their local municipalities through voluntary, negotiated payments and in-kind contributions.

SFY 2019 CHARITY CARE SUBSIDY SHORTFALL



AtlantiCare Regional Medical Center City Campus

ANNUAL CONTRIBUTIONS TO THE LOCAL AND STATE ECONOMY

Total Expenditures: \$243,681,000

▪ **1,511 full-time equivalent jobs, including:**

Nursing:	386
Therapy:	40
Radiology:	86
Pharmacy:	36
Pathology and Laboratory:	60
Dietary/Housekeeping/Maintenance:	121

Total Employee Payroll: \$103,637,000

Estimated State Income Taxes Paid by Employees: \$5,725,900

▪ **Purchased Services of \$64,325,000, including:**

Contracted Labor: \$5,598,000

Pharmaceutical Drugs: \$53,168,000

Dietary/Laundry/Housekeeping Supplies: \$1,791,000

Building Supplies: \$9,000

Utilities: \$3,759,000 including:

\$2,377,000 in Electric

\$884,000 in Oil & Gas

\$498,000 in Water/Sewage/Disposal

ANNUAL CONTRIBUTIONS AS A HEALTHCARE SAFETY NET

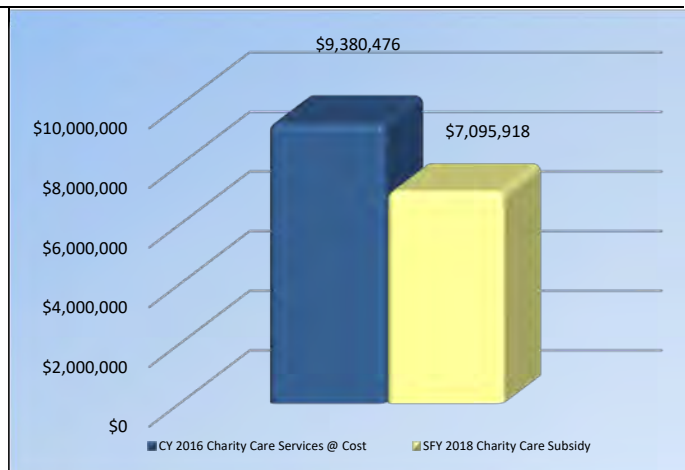
- Hospitals also give back to the community by serving as the primary source of medical services for the state's 688,000 uninsured, thus serving as the healthcare safety net for the most needy.
- In 2017, uninsured patients presented at AtlantiCare Regional Medical Center City Campus on 19,271 occasions.
- New Jersey's general hospitals are predominantly not-for-profit entities — any excess revenue over expenses is returned to the community in the form of new medical technology, expanded hospital services, maintenance and expansion of physical infrastructure and the enhanced ability to hire and maintain skilled workforce.

ANNUAL TAXES

AtlantiCare Regional Medical Center City Campus pays \$1,481,400 annually in taxes including:

- 0.53 Percent Assessment: \$1,271,900
- Adjusted Admissions Assessment: \$209,400
- Newborn Screening Fees: \$0
- Other assessments such as New Jersey Poison Information & Education System (NJPIES) and Maternal and Child Health Consortium Assessment
- In addition, hospitals support their local municipalities through voluntary, negotiated payments and in-kind contributions.

SFY 2019 CHARITY CARE SUBSIDY SHORTFALL



AtlantiCare Regional Medical Center Mainland Campus

ANNUAL CONTRIBUTIONS TO THE LOCAL AND STATE ECONOMY

Total Expenditures: \$370,843,000

▪ **2,006 full-time equivalent jobs, including:**

Nursing:	599
Therapy:	30
Radiology:	134
Pharmacy:	52
Pathology and Laboratory:	44
Dietary/Housekeeping/Maintenance:	143
Total Employee Payroll:	\$134,294,000
Estimated State Income Taxes Paid by Employees:	\$7,419,700

▪ **Purchased Services of \$124,883,000, including:**

Contracted Labor: \$11,449,000
Pharmaceutical Drugs: \$105,397,000
Dietary/Laundry/Housekeeping Supplies: \$2,797,000
Building Supplies: \$13,000
Utilities: \$5,227,000 including:
\$3,619,000 in Electric
\$808,000 in Oil & Gas
\$800,000 in Water/Sewage/Disposal

ANNUAL CONTRIBUTIONS AS A HEALTHCARE SAFETY NET

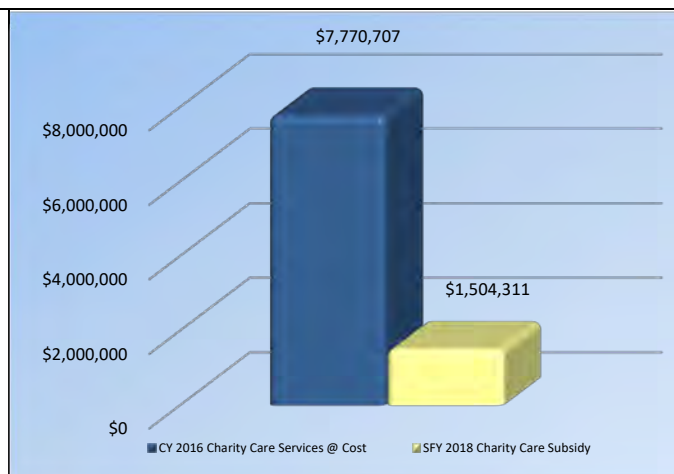
- Hospitals also give back to the community by serving as the primary source of medical services for the state's 688,000 uninsured, thus serving as the healthcare safety net for the most needy.
- In 2017, uninsured patients presented at AtlantiCare Regional Medical Center Mainland Campus on 11,451 occasions.
- New Jersey's general hospitals are predominantly not-for-profit entities — any excess revenue over expenses is returned to the community in the form of new medical technology, expanded hospital services, maintenance and expansion of physical infrastructure and the enhanced ability to hire and maintain skilled workforce.

ANNUAL TAXES

AtlantiCare Regional Medical Center Mainland Campus pays \$3,037,500 annually in taxes including:

- 0.53 Percent Assessment: \$2,452,000
- Adjusted Admissions Assessment: \$311,100
- Newborn Screening Fees: \$274,400
- Other assessments such as New Jersey Poison Information & Education System (NJPIES) and Maternal and Child Health Consortium Assessment
- In addition, hospitals support their local municipalities through voluntary, negotiated payments and in-kind contributions.

SFY 2019 CHARITY CARE SUBSIDY SHORTFALL



Cape Regional Medical Center

ANNUAL CONTRIBUTIONS TO THE LOCAL AND STATE ECONOMY

Total Expenditures: \$126,166,000

▪ **811 full-time equivalent jobs, including:**

Nursing:	185
Therapy:	41
Radiology:	61
Pharmacy:	21
Pathology and Laboratory:	65
Dietary/Housekeeping/Maintenance:	51
Total Employee Payroll:	\$53,303,000
Estimated State Income Taxes Paid by Employees:	\$2,945,000

▪ **Purchased Services of \$22,682,000, including:**

Contracted Labor: \$14,912,000
Pharmaceutical Drugs: \$5,263,000
Dietary/Laundry/Housekeeping Supplies: \$460,000
Building Supplies: \$22,000
Utilities: \$2,025,000 including:
\$1,352,000 in Electric
\$307,000 in Oil & Gas
\$366,000 in Water/Sewage/Disposal

ANNUAL CONTRIBUTIONS AS A HEALTHCARE SAFETY NET

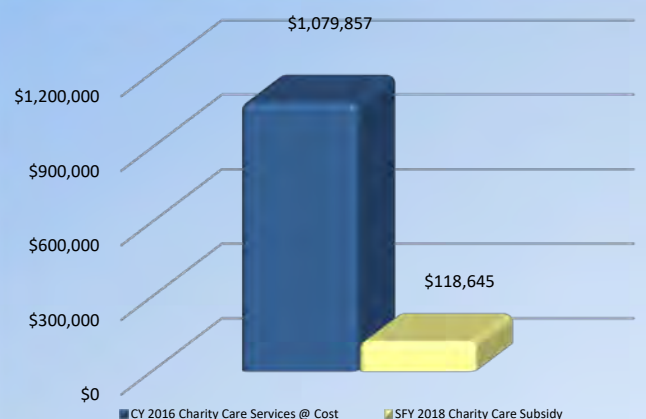
- Hospitals also give back to the community by serving as the primary source of medical services for the state's 688,000 uninsured, thus serving as the healthcare safety net for the most needy.
- In 2017, uninsured patients presented at Cape Regional Medical Center on 12,962 occasions.
- New Jersey's general hospitals are predominantly not-for-profit entities — any excess revenue over expenses is returned to the community in the form of new medical technology, expanded hospital services, maintenance and expansion of physical infrastructure and the enhanced ability to hire and maintain skilled workforce.

ANNUAL TAXES

Cape Regional Medical Center pays \$921,400 annually in taxes including:

- 0.53 Percent Assessment: \$667,600
- Adjusted Admissions Assessment: \$199,200
- Newborn Screening Fees: \$54,600
- Other assessments such as New Jersey Poison Information & Education System (NJPIES) and Maternal and Child Health Consortium Assessment
- In addition, hospitals support their local municipalities through voluntary, negotiated payments and in-kind contributions.

SFY 2019 CHARITY CARE SUBSIDY SHORTFALL



Capital Health Medical Center - Hopewell

ANNUAL CONTRIBUTIONS TO THE LOCAL AND STATE ECONOMY

Total Expenditures: \$386,583,000

▪ **1,856 full-time equivalent jobs, including:**

Nursing:	395
Therapy:	62
Radiology:	117
Pharmacy:	37
Pathology and Laboratory:	57
Dietary/Housekeeping/Maintenance:	161
Total Employee Payroll:	\$155,252,000
Estimated State Income Taxes Paid by Employees:	\$8,577,700

▪ **Purchased Services of \$42,721,000, including:**

Contracted Labor: \$21,792,000
Pharmaceutical Drugs: \$15,434,000
Dietary/Laundry/Housekeeping Supplies: \$1,379,000
Building Supplies: \$29,000
Utilities: \$4,087,000 including:
\$2,961,000 in Electric
\$891,000 in Oil & Gas
\$348,000 in Water/Sewage/Disposal

ANNUAL CONTRIBUTIONS AS A HEALTHCARE SAFETY NET

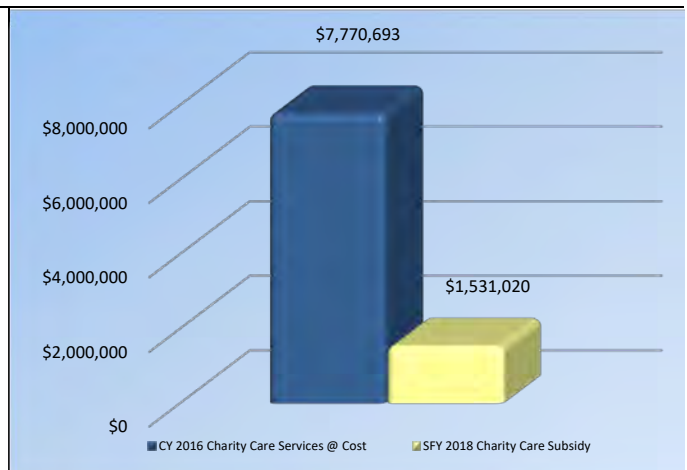
- Hospitals also give back to the community by serving as the primary source of medical services for the state's 688,000 uninsured, thus serving as the healthcare safety net for the most needy.
- In 2017, uninsured patients presented at Capital Health Medical Center - Hopewell on 24,551 occasions.
- New Jersey's general hospitals are predominantly not-for-profit entities — any excess revenue over expenses is returned to the community in the form of new medical technology, expanded hospital services, maintenance and expansion of physical infrastructure and the enhanced ability to hire and maintain skilled workforce.

ANNUAL TAXES

Capital Health Medical Center - Hopewell pays \$3,291,400 annually in taxes including:

- 0.53 Percent Assessment: \$1,993,800
- Adjusted Admissions Assessment: \$363,000
- Newborn Screening Fees: \$934,700
- Other assessments such as New Jersey Poison Information & Education System (NJPIES) and Maternal and Child Health Consortium Assessment
- In addition, hospitals support their local municipalities through voluntary, negotiated payments and in-kind contributions.

SFY 2019 CHARITY CARE SUBSIDY SHORTFALL



Capital Health Regional Medical Center

ANNUAL CONTRIBUTIONS TO THE LOCAL AND STATE ECONOMY

Total Expenditures: \$279,234,000

▪ **1,550 full-time equivalent jobs, including:**

Nursing:	406
Therapy:	63
Radiology:	69
Pharmacy:	35
Pathology and Laboratory:	47
Dietary/Housekeeping/Maintenance:	142

Total Employee Payroll: \$121,025,000

Estimated State Income Taxes Paid by Employees: \$6,686,600

▪ **Purchased Services of \$31,116,000, including:**

Contracted Labor: \$18,596,000
Pharmaceutical Drugs: \$9,168,000
Dietary/Laundry/Housekeeping Supplies: \$852,000
Building Supplies: \$14,000
Utilities: \$2,486,000 including:
\$1,743,000 in Electric
\$456,000 in Oil & Gas
\$344,000 in Water/Sewage/Disposal

ANNUAL CONTRIBUTIONS AS A HEALTHCARE SAFETY NET

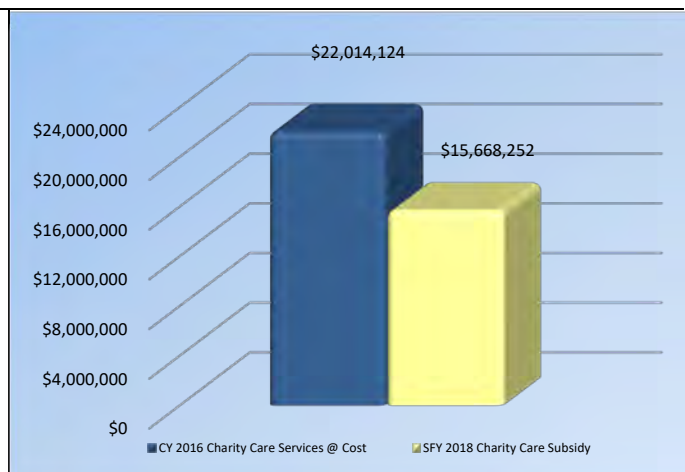
- Hospitals also give back to the community by serving as the primary source of medical services for the state's 688,000 uninsured, thus serving as the healthcare safety net for the most needy.
- In 2017, uninsured patients presented at Capital Health Regional Medical Center on 72,005 occasions.
- New Jersey's general hospitals are predominantly not-for-profit entities — any excess revenue over expenses is returned to the community in the form of new medical technology, expanded hospital services, maintenance and expansion of physical infrastructure and the enhanced ability to hire and maintain skilled workforce.

ANNUAL TAXES

Capital Health Regional Medical Center pays \$1,568,300 annually in taxes including:

- 0.53 Percent Assessment: \$1,430,100
- Adjusted Admissions Assessment: \$138,200
- Newborn Screening Fees: \$0
- Other assessments such as New Jersey Poison Information & Education System (NJPIES) and Maternal and Child Health Consortium Assessment
- In addition, hospitals support their local municipalities through voluntary, negotiated payments and in-kind contributions.

SFY 2019 CHARITY CARE SUBSIDY SHORTFALL



CarePoint Health Bayonne Medical Center

ANNUAL CONTRIBUTIONS TO THE LOCAL AND STATE ECONOMY

Total Expenditures: \$172,962,000

▪ **749 full-time equivalent jobs, including:**

Nursing:	186
Therapy:	19
Radiology:	36
Pharmacy:	20
Pathology and Laboratory:	31
Dietary/Housekeeping/Maintenance:	103

Total Employee Payroll: \$50,467,000

Estimated State Income Taxes Paid by Employees: \$2,788,300

▪ **Purchased Services of \$69,521,000, including:**

Contracted Labor: \$61,739,000
Pharmaceutical Drugs: \$6,004,000
Dietary/Laundry/Housekeeping Supplies: \$252,000
Building Supplies: \$4,000
Utilities: \$1,522,000 including:
\$844,000 in Electric
\$413,000 in Oil & Gas
\$265,000 in Water/Sewage/Disposal

ANNUAL CONTRIBUTIONS AS A HEALTHCARE SAFETY NET

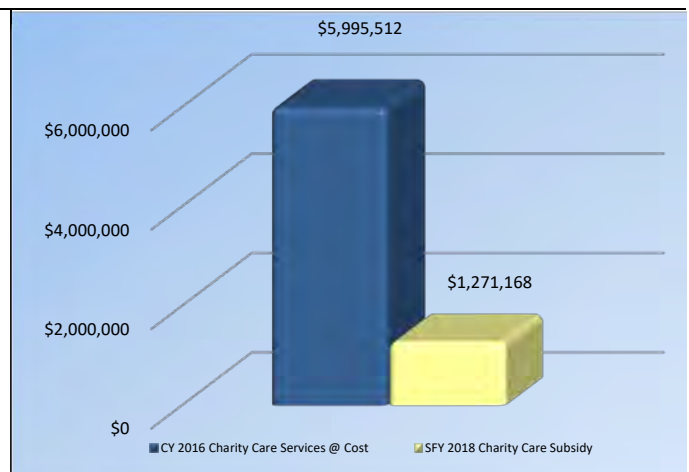
- Hospitals also give back to the community by serving as the primary source of medical services for the state's 688,000 uninsured, thus serving as the healthcare safety net for the most needy.
- In 2017, uninsured patients presented at CarePoint Health Bayonne Medical Center on 6,326 occasions.
- New Jersey's general hospitals are predominantly not-for-profit entities — any excess revenue over expenses is returned to the community in the form of new medical technology, expanded hospital services, maintenance and expansion of physical infrastructure and the enhanced ability to hire and maintain skilled workforce.

ANNUAL TAXES

CarePoint Health Bayonne Medical Center pays \$1,044,700 annually in taxes including:

- 0.53 Percent Assessment: \$930,600
- Adjusted Admissions Assessment: \$114,100
- Newborn Screening Fees: \$0
- Other assessments such as New Jersey Poison Information & Education System (NJPIES) and Maternal and Child Health Consortium Assessment
- In addition, hospitals support their local municipalities through voluntary, negotiated payments and in-kind contributions.

SFY 2019 CHARITY CARE SUBSIDY SHORTFALL



CarePoint Health Christ Hospital

ANNUAL CONTRIBUTIONS TO THE LOCAL AND STATE ECONOMY

Total Expenditures: \$206,101,000

▪ **922 full-time equivalent jobs, including:**

Nursing:	260
Therapy:	23
Radiology:	53
Pharmacy:	21
Pathology and Laboratory:	49
Dietary/Housekeeping/Maintenance:	120
Total Employee Payroll:	\$67,071,000
Estimated State Income Taxes Paid by Employees:	\$3,705,700

▪ **Purchased Services of \$75,410,000, including:**

Contracted Labor: \$65,612,000
Pharmaceutical Drugs: \$6,759,000
Dietary/Laundry/Housekeeping Supplies: \$256,000
Building Supplies: \$815,000
Utilities: \$1,968,000 including:
\$1,149,000 in Electric
\$354,000 in Oil & Gas
\$465,000 in Water/Sewage/Disposal

ANNUAL CONTRIBUTIONS AS A HEALTHCARE SAFETY NET

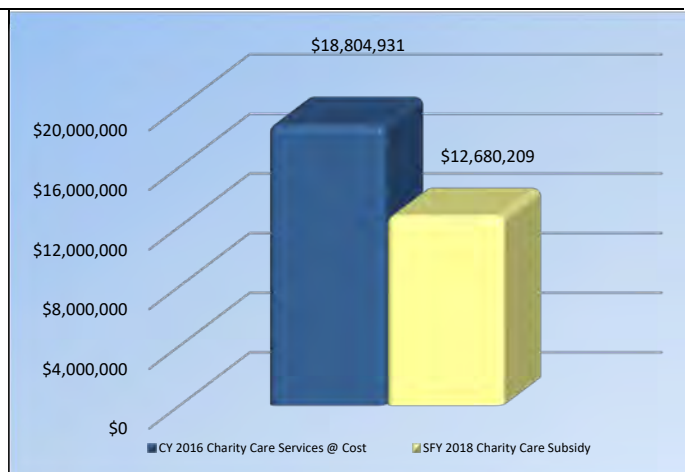
- Hospitals also give back to the community by serving as the primary source of medical services for the state's 688,000 uninsured, thus serving as the healthcare safety net for the most needy.
- In 2017, uninsured patients presented at CarePoint Health Christ Hospital on 27,146 occasions.
- New Jersey's general hospitals are predominantly not-for-profit entities — any excess revenue over expenses is returned to the community in the form of new medical technology, expanded hospital services, maintenance and expansion of physical infrastructure and the enhanced ability to hire and maintain skilled workforce.

ANNUAL TAXES

CarePoint Health Christ Hospital pays \$1,332,100 annually in taxes including:

- 0.53 Percent Assessment: \$1,084,000
- Adjusted Admissions Assessment: \$149,600
- Newborn Screening Fees: \$98,600
- Other assessments such as New Jersey Poison Information & Education System (NJPIES) and Maternal and Child Health Consortium Assessment
- In addition, hospitals support their local municipalities through voluntary, negotiated payments and in-kind contributions.

SFY 2019 CHARITY CARE SUBSIDY SHORTFALL



CarePoint Health Hoboken University Medical Center

ANNUAL CONTRIBUTIONS TO THE LOCAL AND STATE ECONOMY

Total Expenditures: \$193,917,000

▪ **915 full-time equivalent jobs, including:**

Nursing:	224
Therapy:	21
Radiology:	28
Pharmacy:	21
Pathology and Laboratory:	25
Dietary/Housekeeping/Maintenance:	126
Total Employee Payroll:	\$61,340,000
Estimated State Income Taxes Paid by Employees:	\$3,389,000

▪ **Purchased Services of \$73,696,000, including:**

Contracted Labor: \$67,317,000
Pharmaceutical Drugs: \$4,392,000
Dietary/Laundry/Housekeeping Supplies: \$287,000
Building Supplies: \$147,000
Utilities: \$1,553,000 including:
\$788,000 in Electric
\$279,000 in Oil & Gas
\$486,000 in Water/Sewage/Disposal

ANNUAL CONTRIBUTIONS AS A HEALTHCARE SAFETY NET

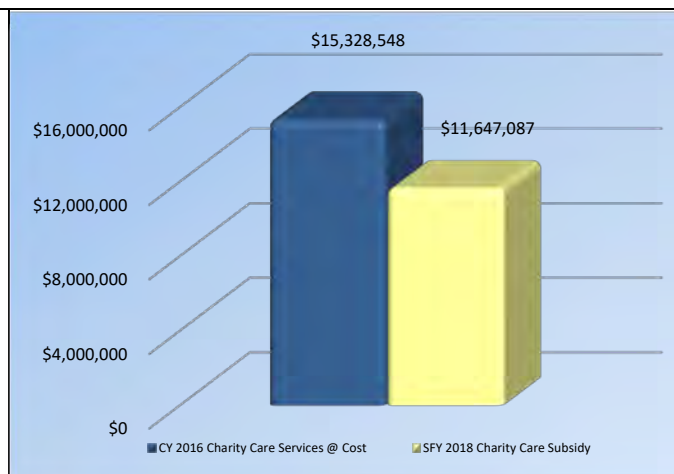
- Hospitals also give back to the community by serving as the primary source of medical services for the state's 688,000 uninsured, thus serving as the healthcare safety net for the most needy.
- In 2017, uninsured patients presented at CarePoint Health Hoboken University Medical Center on 33,260 occasions.
- New Jersey's general hospitals are predominantly not-for-profit entities — any excess revenue over expenses is returned to the community in the form of new medical technology, expanded hospital services, maintenance and expansion of physical infrastructure and the enhanced ability to hire and maintain skilled workforce.

ANNUAL TAXES

CarePoint Health Hoboken University Medical Center pays \$1,517,800 annually in taxes including:

- 0.53 Percent Assessment: \$1,224,900
- Adjusted Admissions Assessment: \$135,500
- Newborn Screening Fees: \$157,400
- Other assessments such as New Jersey Poison Information & Education System (NJPIES) and Maternal and Child Health Consortium Assessment
- In addition, hospitals support their local municipalities through voluntary, negotiated payments and in-kind contributions.

SFY 2019 CHARITY CARE SUBSIDY SHORTFALL



CentraState Medical Center

ANNUAL CONTRIBUTIONS TO THE LOCAL AND STATE ECONOMY

Total Expenditures: \$280,621,000

▪ **1,640 full-time equivalent jobs, including:**

Nursing:	490
Therapy:	111
Radiology:	107
Pharmacy:	36
Pathology and Laboratory:	76
Dietary/Housekeeping/Maintenance:	172
Total Employee Payroll:	\$110,362,000
Estimated State Income Taxes Paid by Employees:	\$6,097,500

▪ **Purchased Services of \$36,896,000, including:**

Contracted Labor: \$2,446,000
Pharmaceutical Drugs: \$29,715,000
Dietary/Laundry/Housekeeping Supplies: \$1,778,000
Building Supplies: \$273,000
Utilities: \$2,684,000 including:
\$2,087,000 in Electric
\$339,000 in Oil & Gas
\$258,000 in Water/Sewage/Disposal

ANNUAL CONTRIBUTIONS AS A HEALTHCARE SAFETY NET

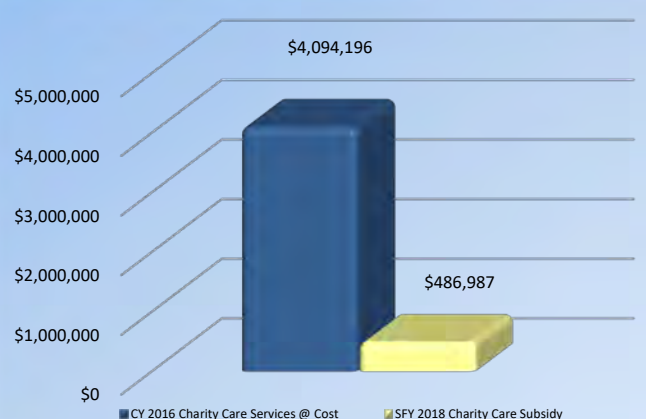
- Hospitals also give back to the community by serving as the primary source of medical services for the state's 688,000 uninsured, thus serving as the healthcare safety net for the most needy.
- In 2017, uninsured patients presented at CentraState Medical Center on 20,637 occasions.
- New Jersey's general hospitals are predominantly not-for-profit entities — any excess revenue over expenses is returned to the community in the form of new medical technology, expanded hospital services, maintenance and expansion of physical infrastructure and the enhanced ability to hire and maintain skilled workforce.

ANNUAL TAXES

CentraState Medical Center pays \$1,930,400 annually in taxes including:

- 0.53 Percent Assessment: \$1,485,900
- Adjusted Admissions Assessment: \$313,000
- Newborn Screening Fees: \$131,400
- Other assessments such as New Jersey Poison Information & Education System (NJPIES) and Maternal and Child Health Consortium Assessment
- In addition, hospitals support their local municipalities through voluntary, negotiated payments and in-kind contributions.

SFY 2019 CHARITY CARE SUBSIDY SHORTFALL



Chilton Medical Center

ANNUAL CONTRIBUTIONS TO THE LOCAL AND STATE ECONOMY

Total Expenditures: \$189,228,000

▪ **1,133 full-time equivalent jobs, including:**

Nursing:	292
Therapy:	56
Radiology:	72
Pharmacy:	27
Pathology and Laboratory:	43
Dietary/Housekeeping/Maintenance:	118
Total Employee Payroll:	\$84,427,000
Estimated State Income Taxes Paid by Employees:	\$4,664,600

▪ **Purchased Services of \$18,592,000, including:**

Contracted Labor: \$5,829,000
Pharmaceutical Drugs: \$9,196,000
Dietary/Laundry/Housekeeping Supplies: \$1,368,000
Building Supplies: \$165,000
Utilities: \$2,034,000 including:
\$1,322,000 in Electric
\$281,000 in Oil & Gas
\$431,000 in Water/Sewage/Disposal

ANNUAL CONTRIBUTIONS AS A HEALTHCARE SAFETY NET

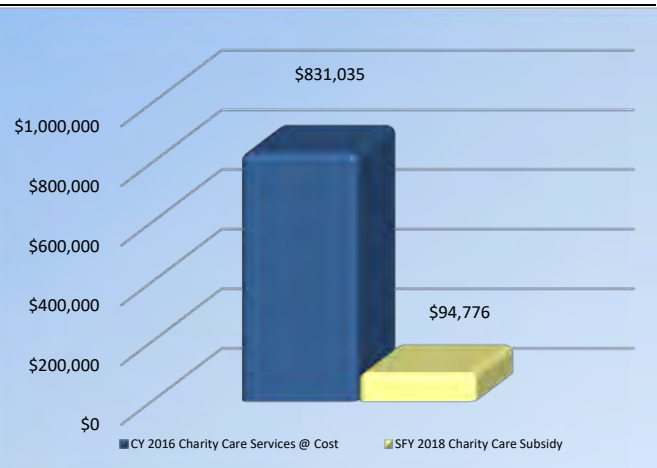
- Hospitals also give back to the community by serving as the primary source of medical services for the state's 688,000 uninsured, thus serving as the healthcare safety net for the most needy.
- In 2017, uninsured patients presented at Chilton Medical Center on 3,052 occasions.
- New Jersey's general hospitals are predominantly not-for-profit entities — any excess revenue over expenses is returned to the community in the form of new medical technology, expanded hospital services, maintenance and expansion of physical infrastructure and the enhanced ability to hire and maintain skilled workforce.

ANNUAL TAXES

Chilton Medical Center pays \$1,272,500 annually in taxes including:

- 0.53 Percent Assessment: \$1,023,600
- Adjusted Admissions Assessment: \$157,100
- Newborn Screening Fees: \$91,800
- Other assessments such as New Jersey Poison Information & Education System (NJPIES) and Maternal and Child Health Consortium Assessment
- In addition, hospitals support their local municipalities through voluntary, negotiated payments and in-kind contributions.

SFY 2019 CHARITY CARE SUBSIDY SHORTFALL



Clara Maass Medical Center

ANNUAL CONTRIBUTIONS TO THE LOCAL AND STATE ECONOMY

Total Expenditures: \$268,736,000

▪ **1,513 full-time equivalent jobs, including:**

Nursing:	540
Therapy:	41
Radiology:	62
Pharmacy:	42
Pathology and Laboratory:	45
Dietary/Housekeeping/Maintenance:	151
Total Employee Payroll:	\$112,465,000
Estimated State Income Taxes Paid by Employees:	\$6,213,700

▪ **Purchased Services of \$34,110,000, including:**

Contracted Labor: \$17,220,000
Pharmaceutical Drugs: \$13,170,000
Dietary/Laundry/Housekeeping Supplies: \$1,167,000
Building Supplies: \$0
Utilities: \$2,553,000 including:
\$1,914,000 in Electric
\$371,000 in Oil & Gas
\$268,000 in Water/Sewage/Disposal

ANNUAL CONTRIBUTIONS AS A HEALTHCARE SAFETY NET

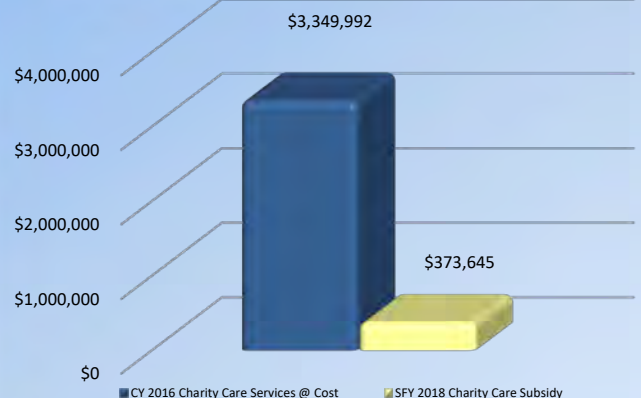
- Hospitals also give back to the community by serving as the primary source of medical services for the state's 688,000 uninsured, thus serving as the healthcare safety net for the most needy.
- In 2017, uninsured patients presented at Clara Maass Medical Center on 17,901 occasions.
- New Jersey's general hospitals are predominantly not-for-profit entities — any excess revenue over expenses is returned to the community in the form of new medical technology, expanded hospital services, maintenance and expansion of physical infrastructure and the enhanced ability to hire and maintain skilled workforce.

ANNUAL TAXES

Clara Maass Medical Center pays \$2,015,100 annually in taxes including:

- 0.53 Percent Assessment: \$1,414,700
- Adjusted Admissions Assessment: \$261,100
- Newborn Screening Fees: \$339,300
- Other assessments such as New Jersey Poison Information & Education System (NJPIES) and Maternal and Child Health Consortium Assessment
- In addition, hospitals support their local municipalities through voluntary, negotiated payments and in-kind contributions.

SFY 2019 CHARITY CARE SUBSIDY SHORTFALL



Community Medical Center

ANNUAL CONTRIBUTIONS TO THE LOCAL AND STATE ECONOMY

Total Expenditures: \$367,923,000

▪ **1,982 full-time equivalent jobs, including:**

Nursing:	690
Therapy:	86
Radiology:	122
Pharmacy:	55
Pathology and Laboratory:	80
Dietary/Housekeeping/Maintenance:	158
Total Employee Payroll:	\$135,026,000
Estimated State Income Taxes Paid by Employees:	\$7,460,200

▪ **Purchased Services of \$58,570,000, including:**

Contracted Labor: \$21,599,000
Pharmaceutical Drugs: \$30,003,000
Dietary/Laundry/Housekeeping Supplies: \$2,790,000
Building Supplies: \$0
Utilities: \$4,178,000 including:
\$3,056,000 in Electric
\$511,000 in Oil & Gas
\$611,000 in Water/Sewage/Disposal

ANNUAL CONTRIBUTIONS AS A HEALTHCARE SAFETY NET

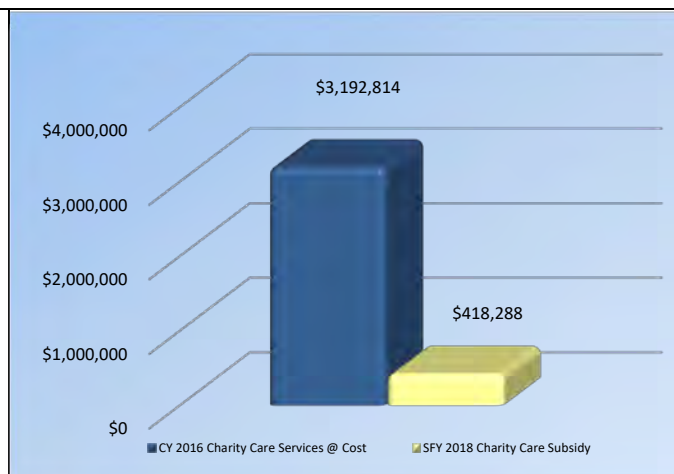
- Hospitals also give back to the community by serving as the primary source of medical services for the state's 688,000 uninsured, thus serving as the healthcare safety net for the most needy.
- In 2017, uninsured patients presented at Community Medical Center on 8,785 occasions.
- New Jersey's general hospitals are predominantly not-for-profit entities — any excess revenue over expenses is returned to the community in the form of new medical technology, expanded hospital services, maintenance and expansion of physical infrastructure and the enhanced ability to hire and maintain skilled workforce.

ANNUAL TAXES

Community Medical Center pays \$2,798,200 annually in taxes including:

- 0.53 Percent Assessment: \$2,087,300
- Adjusted Admissions Assessment: \$358,000
- Newborn Screening Fees: \$353,000
- Other assessments such as New Jersey Poison Information & Education System (NJPIES) and Maternal and Child Health Consortium Assessment
- In addition, hospitals support their local municipalities through voluntary, negotiated payments and in-kind contributions.

SFY 2019 CHARITY CARE SUBSIDY SHORTFALL



Cooper University Health Care

ANNUAL CONTRIBUTIONS TO THE LOCAL AND STATE ECONOMY

Total Expenditures: \$953,261,000

▪ **4,362 full-time equivalent jobs, including:**

Nursing:	996
Therapy:	107
Radiology:	146
Pharmacy:	55
Pathology and Laboratory:	115
Dietary/Housekeeping/Maintenance:	309
Total Employee Payroll:	\$390,599,000
Estimated State Income Taxes Paid by Employees:	\$21,580,600

▪ **Purchased Services of \$60,088,000, including:**

Contracted Labor: \$18,129,000
Pharmaceutical Drugs: \$29,184,000
Dietary/Laundry/Housekeeping Supplies: \$5,514,000
Building Supplies: \$4,000
Utilities: \$7,257,000 including:
\$4,350,000 in Electric
\$1,610,000 in Oil & Gas
\$1,559,000 in Water/Sewage/Disposal

ANNUAL CONTRIBUTIONS AS A HEALTHCARE SAFETY NET

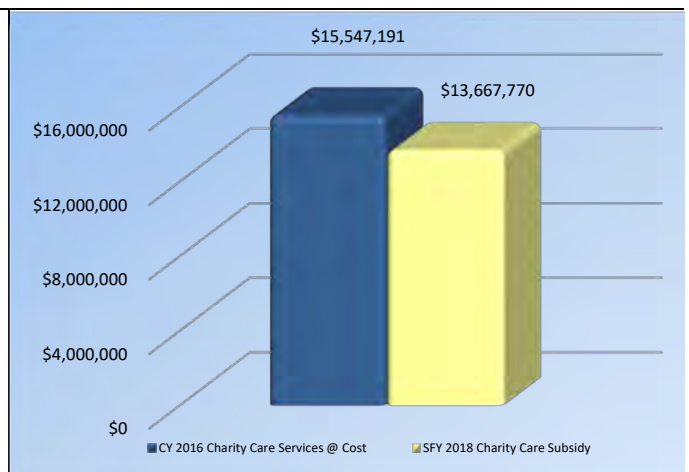
- Hospitals also give back to the community by serving as the primary source of medical services for the state's 688,000 uninsured, thus serving as the healthcare safety net for the most needy.
- In 2017, uninsured patients presented at Cooper University Health Care on 12,397 occasions.
- New Jersey's general hospitals are predominantly not-for-profit entities — any excess revenue over expenses is returned to the community in the form of new medical technology, expanded hospital services, maintenance and expansion of physical infrastructure and the enhanced ability to hire and maintain skilled workforce.

ANNUAL TAXES

Cooper University Health Care pays \$5,714,000 annually in taxes including:

- 0.53 Percent Assessment: \$5,065,400
- Adjusted Admissions Assessment: \$520,900
- Newborn Screening Fees: \$127,700
- Other assessments such as New Jersey Poison Information & Education System (NJPIES) and Maternal and Child Health Consortium Assessment
- In addition, hospitals support their local municipalities through voluntary, negotiated payments and in-kind contributions.

SFY 2019 CHARITY CARE SUBSIDY SHORTFALL



Deborah Heart and Lung Center

ANNUAL CONTRIBUTIONS TO THE LOCAL AND STATE ECONOMY

Total Expenditures: \$184,703,000

▪ **942 full-time equivalent jobs, including:**

Nursing:	199
Therapy:	28
Radiology:	39
Pharmacy:	20
Pathology and Laboratory:	41
Dietary/Housekeeping/Maintenance:	110
Total Employee Payroll:	\$77,294,000
Estimated State Income Taxes Paid by Employees:	\$4,270,500

▪ **Purchased Services of \$8,997,000, including:**

Contracted Labor: \$1,001,000
Pharmaceutical Drugs: \$4,744,000
Dietary/Laundry/Housekeeping Supplies: \$1,180,000
Building Supplies: \$329,000
Utilities: \$1,743,000 including:
\$1,243,000 in Electric
\$334,000 in Oil & Gas
\$166,000 in Water/Sewage/Disposal

ANNUAL CONTRIBUTIONS AS A HEALTHCARE SAFETY NET

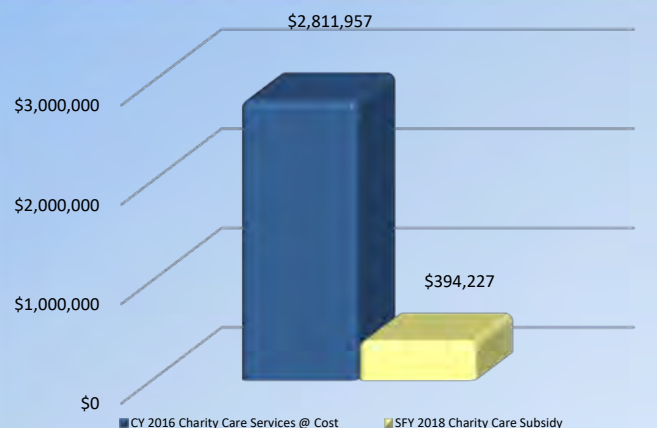
- Hospitals also give back to the community by serving as the primary source of medical services for the state's 688,000 uninsured, thus serving as the healthcare safety net for the most needy.
- In 2017, uninsured patients presented at Deborah Heart and Lung Center on 3,482 occasions.
- New Jersey's general hospitals are predominantly not-for-profit entities — any excess revenue over expenses is returned to the community in the form of new medical technology, expanded hospital services, maintenance and expansion of physical infrastructure and the enhanced ability to hire and maintain skilled workforce.

ANNUAL TAXES

Deborah Heart and Lung Center pays \$1,067,700 annually in taxes including:

- 0.53 Percent Assessment: \$996,800
- Adjusted Admissions Assessment: \$71,000
- Newborn Screening Fees: \$0
- Other assessments such as New Jersey Poison Information & Education System (NJPIES) and Maternal and Child Health Consortium Assessment
- In addition, hospitals support their local municipalities through voluntary, negotiated payments and in-kind contributions.

SFY 2019 CHARITY CARE SUBSIDY SHORTFALL



East Orange General Hospital

ANNUAL CONTRIBUTIONS TO THE LOCAL AND STATE ECONOMY

Total Expenditures: \$110,397,000

▪ **552 full-time equivalent jobs, including:**

Nursing:	172
Therapy:	19
Radiology:	23
Pharmacy:	0
Pathology and Laboratory:	19
Dietary/Housekeeping/Maintenance:	68
Total Employee Payroll:	\$45,286,000
Estimated State Income Taxes Paid by Employees:	\$2,502,100

▪ **Purchased Services of \$24,466,000, including:**

Contracted Labor: \$17,941,000
Pharmaceutical Drugs: \$3,892,000
Dietary/Laundry/Housekeeping Supplies: \$1,013,000
Building Supplies: \$235,000
Utilities: \$1,385,000 including:
\$794,000 in Electric
\$173,000 in Oil & Gas
\$418,000 in Water/Sewage/Disposal

ANNUAL CONTRIBUTIONS AS A HEALTHCARE SAFETY NET

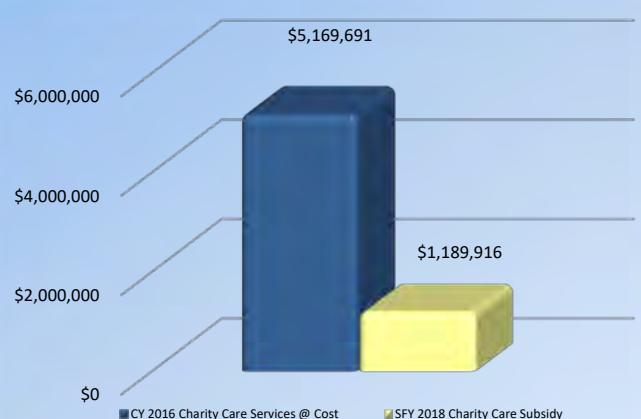
- Hospitals also give back to the community by serving as the primary source of medical services for the state's 688,000 uninsured, thus serving as the healthcare safety net for the most needy.
- In 2017, uninsured patients presented at East Orange General Hospital on 12,984 occasions.
- New Jersey's general hospitals are predominantly not-for-profit entities — any excess revenue over expenses is returned to the community in the form of new medical technology, expanded hospital services, maintenance and expansion of physical infrastructure and the enhanced ability to hire and maintain skilled workforce.

ANNUAL TAXES

East Orange General Hospital pays \$627,300 annually in taxes including:

- 0.53 Percent Assessment: \$536,200
- Adjusted Admissions Assessment: \$91,100
- Newborn Screening Fees: \$0
- Other assessments such as New Jersey Poison Information & Education System (NJPIES) and Maternal and Child Health Consortium Assessment
- In addition, hospitals support their local municipalities through voluntary, negotiated payments and in-kind contributions.

SFY 2019 CHARITY CARE SUBSIDY SHORTFALL



Englewood Hospital

ANNUAL CONTRIBUTIONS TO THE LOCAL AND STATE ECONOMY

Total Expenditures: \$597,385,000

▪ **2,178 full-time equivalent jobs, including:**

Nursing:	573
Therapy:	70
Radiology:	220
Pharmacy:	47
Pathology and Laboratory:	116
Dietary/Housekeeping/Maintenance:	132
Total Employee Payroll:	\$157,935,000
Estimated State Income Taxes Paid by Employees:	\$8,725,900

▪ **Purchased Services of \$74,009,000, including:**

Contracted Labor: \$23,214,000
Pharmaceutical Drugs: \$42,781,000
Dietary/Laundry/Housekeeping Supplies: \$2,261,000
Building Supplies: \$133,000
Utilities: \$5,620,000 including:
\$3,280,000 in Electric
\$1,024,000 in Oil & Gas
\$1,316,000 in Water/Sewage/Disposal

ANNUAL CONTRIBUTIONS AS A HEALTHCARE SAFETY NET

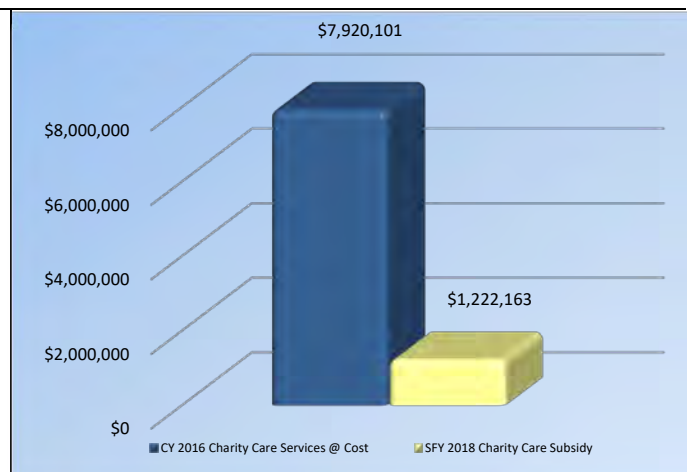
- Hospitals also give back to the community by serving as the primary source of medical services for the state's 688,000 uninsured, thus serving as the healthcare safety net for the most needy.
- In 2017, uninsured patients presented at Englewood Hospital on 69,502 occasions.
- New Jersey's general hospitals are predominantly not-for-profit entities — any excess revenue over expenses is returned to the community in the form of new medical technology, expanded hospital services, maintenance and expansion of physical infrastructure and the enhanced ability to hire and maintain skilled workforce.

ANNUAL TAXES

Englewood Hospital pays \$4,216,700 annually in taxes including:

- 0.53 Percent Assessment: \$3,338,200
- Adjusted Admissions Assessment: \$502,000
- Newborn Screening Fees: \$376,500
- Other assessments such as New Jersey Poison Information & Education System (NJPIES) and Maternal and Child Health Consortium Assessment
- In addition, hospitals support their local municipalities through voluntary, negotiated payments and in-kind contributions.

SFY 2019 CHARITY CARE SUBSIDY SHORTFALL



Hackensack Meridian Health Bayshore Medical Center

ANNUAL CONTRIBUTIONS TO THE LOCAL AND STATE ECONOMY

Total Expenditures: \$161,792,000

▪ **943 full-time equivalent jobs, including:**

Nursing:	287
Therapy:	40
Radiology:	63
Pharmacy:	25
Pathology and Laboratory:	36
Dietary/Housekeeping/Maintenance:	87

Total Employee Payroll: \$64,797,000

Estimated State Income Taxes Paid by Employees: \$3,580,000

▪ **Purchased Services of \$22,827,000, including:**

Contracted Labor: \$14,065,000
Pharmaceutical Drugs: \$6,844,000
Dietary/Laundry/Housekeeping Supplies: \$203,000
Building Supplies: \$255,000
Utilities: \$1,460,000 including:
\$1,032,000 in Electric
\$206,000 in Oil & Gas
\$222,000 in Water/Sewage/Disposal

ANNUAL CONTRIBUTIONS AS A HEALTHCARE SAFETY NET

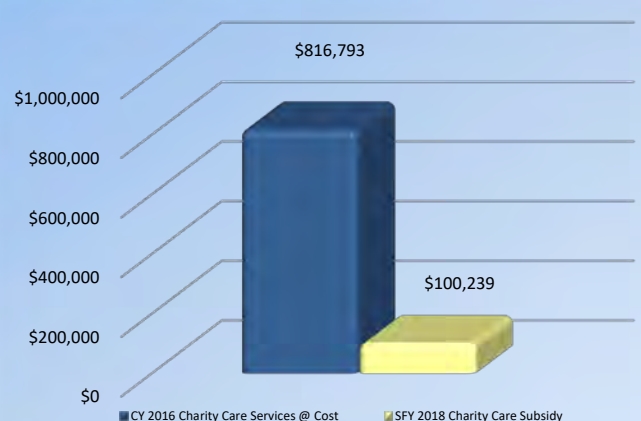
- Hospitals also give back to the community by serving as the primary source of medical services for the state's 688,000 uninsured, thus serving as the healthcare safety net for the most needy.
- In 2017, uninsured patients presented at Hackensack Meridian Health Bayshore Medical Center on 3,021 occasions.
- New Jersey's general hospitals are predominantly not-for-profit entities — any excess revenue over expenses is returned to the community in the form of new medical technology, expanded hospital services, maintenance and expansion of physical infrastructure and the enhanced ability to hire and maintain skilled workforce.

ANNUAL TAXES

Hackensack Meridian Health Bayshore Medical Center pays \$1,009,000 annually in taxes including:

- 0.53 Percent Assessment: \$888,000
- Adjusted Admissions Assessment: \$121,000
- Newborn Screening Fees: \$0
- Other assessments such as New Jersey Poison Information & Education System (NJPIES) and Maternal and Child Health Consortium Assessment
- In addition, hospitals support their local municipalities through voluntary, negotiated payments and in-kind contributions.

SFY 2019 CHARITY CARE SUBSIDY SHORTFALL



Hackensack Meridian Health Hackensack University Medical Center

ANNUAL CONTRIBUTIONS TO THE LOCAL AND STATE ECONOMY

Total Expenditures: \$1,709,640,000

▪ **7,668 full-time equivalent jobs, including:**

Nursing:	1,826
Therapy:	210
Radiology:	658
Pharmacy:	159
Pathology and Laboratory:	291
Dietary/Housekeeping/Maintenance:	514
Total Employee Payroll:	\$691,239,000
Estimated State Income Taxes Paid by Employees:	\$38,191,000

▪ **Purchased Services of \$259,978,000, including:**

Contracted Labor: \$40,161,000
Pharmaceutical Drugs: \$201,725,000
Dietary/Laundry/Housekeeping Supplies: \$4,699,000
Building Supplies: \$871,000
Utilities: \$12,522,000 including:
\$8,017,000 in Electric
\$3,405,000 in Oil & Gas
\$1,100,000 in Water/Sewage/Disposal

ANNUAL CONTRIBUTIONS AS A HEALTHCARE SAFETY NET

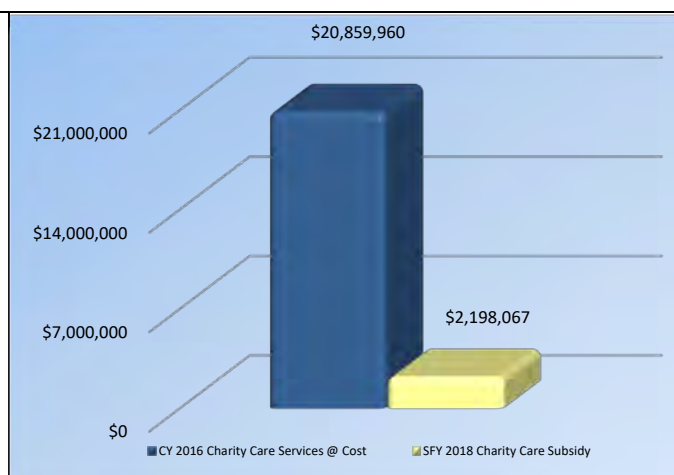
- Hospitals also give back to the community by serving as the primary source of medical services for the state's 688,000 uninsured, thus serving as the healthcare safety net for the most needy.
- In 2017, uninsured patients presented at Hackensack Meridian Health Hackensack University Medical Center on 31,701 occasions.
- New Jersey's general hospitals are predominantly not-for-profit entities — any excess revenue over expenses is returned to the community in the form of new medical technology, expanded hospital services, maintenance and expansion of physical infrastructure and the enhanced ability to hire and maintain skilled workforce.

ANNUAL TAXES

Hackensack Meridian Health Hackensack University Medical Center pays \$11,903,900 annually in taxes including:

- 0.53 Percent Assessment: \$10,003,000
- Adjusted Admissions Assessment: \$1,019,300
- Newborn Screening Fees: \$881,600
- Other assessments such as New Jersey Poison Information & Education System (NJPIES) and Maternal and Child Health Consortium Assessment
- In addition, hospitals support their local municipalities through voluntary, negotiated payments and in-kind contributions.

SFY 2019 CHARITY CARE SUBSIDY SHORTFALL



Hackensack Meridian Health Jersey Shore University Medical Center

ANNUAL CONTRIBUTIONS TO THE LOCAL AND STATE ECONOMY

Total Expenditures: \$753,077,000

▪ **3,557 full-time equivalent jobs, including:**

Nursing:	1,170
Therapy:	102
Radiology:	159
Pharmacy:	92
Pathology and Laboratory:	110
Dietary/Housekeeping/Maintenance:	296
Total Employee Payroll:	\$270,635,000
Estimated State Income Taxes Paid by Employees:	\$14,952,600

▪ **Purchased Services of \$101,468,000, including:**

Contracted Labor: \$52,038,000
Pharmaceutical Drugs: \$35,518,000
Dietary/Laundry/Housekeeping Supplies: \$6,631,000
Building Supplies: \$1,057,000
Utilities: \$6,224,000 including:
\$3,473,000 in Electric
\$2,114,000 in Oil & Gas
\$637,000 in Water/Sewage/Disposal

ANNUAL CONTRIBUTIONS AS A HEALTHCARE SAFETY NET

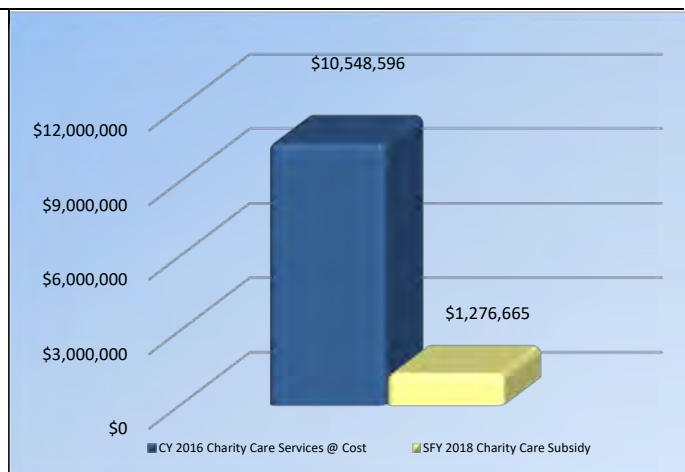
- Hospitals also give back to the community by serving as the primary source of medical services for the state's 688,000 uninsured, thus serving as the healthcare safety net for the most needy.
- In 2017, uninsured patients presented at Hackensack Meridian Health Jersey Shore University Medical Center on 21,824 occasions.
- New Jersey's general hospitals are predominantly not-for-profit entities — any excess revenue over expenses is returned to the community in the form of new medical technology, expanded hospital services, maintenance and expansion of physical infrastructure and the enhanced ability to hire and maintain skilled workforce.

ANNUAL TAXES

Hackensack Meridian Health Jersey Shore University Medical Center pays \$5,082,500 annually in taxes including:

- 0.53 Percent Assessment: \$4,346,000
- Adjusted Admissions Assessment: \$429,600
- Newborn Screening Fees: \$306,900
- Other assessments such as New Jersey Poison Information & Education System (NJPIES) and Maternal and Child Health Consortium Assessment
- In addition, hospitals support their local municipalities through voluntary, negotiated payments and in-kind contributions.

SFY 2019 CHARITY CARE SUBSIDY SHORTFALL



Hackensack Meridian Health Mountainside Medical Center

ANNUAL CONTRIBUTIONS TO THE LOCAL AND STATE ECONOMY

Total Expenditures: \$227,050,000

▪ **1,230 full-time equivalent jobs, including:**

Nursing:	270
Therapy:	42
Radiology:	69
Pharmacy:	24
Pathology and Laboratory:	56
Dietary/Housekeeping/Maintenance:	157

Total Employee Payroll: \$85,468,000

Estimated State Income Taxes Paid by Employees: \$4,722,100

▪ **Purchased Services of \$24,737,000, including:**

Contracted Labor: \$9,771,000
Pharmaceutical Drugs: \$11,687,000
Dietary/Laundry/Housekeeping Supplies: \$137,000
Building Supplies: \$106,000
Utilities: \$3,036,000 including:
\$2,252,000 in Electric
\$543,000 in Oil & Gas
\$241,000 in Water/Sewage/Disposal

ANNUAL CONTRIBUTIONS AS A HEALTHCARE SAFETY NET

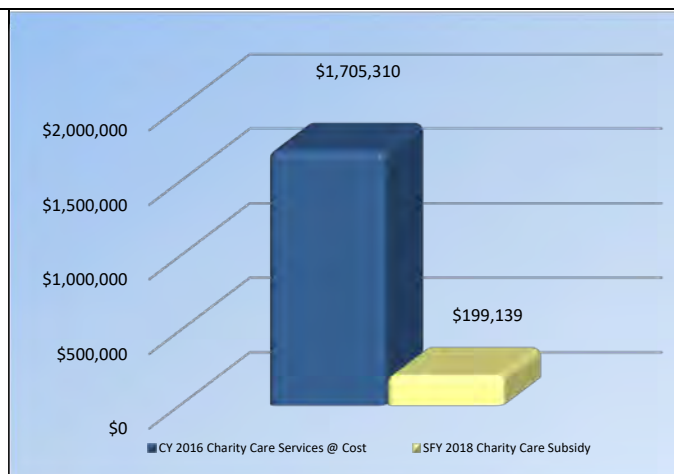
- Hospitals also give back to the community by serving as the primary source of medical services for the state's 688,000 uninsured, thus serving as the healthcare safety net for the most needy.
- In 2017, uninsured patients presented at Hackensack Meridian Health Mountainside Medical Center on 5,863 occasions.
- New Jersey's general hospitals are predominantly not-for-profit entities — any excess revenue over expenses is returned to the community in the form of new medical technology, expanded hospital services, maintenance and expansion of physical infrastructure and the enhanced ability to hire and maintain skilled workforce.

ANNUAL TAXES

Hackensack Meridian Health Mountainside Medical Center pays \$1,615,300 annually in taxes including:

- 0.53 Percent Assessment: \$1,262,800
- Adjusted Admissions Assessment: \$240,500
- Newborn Screening Fees: \$112,100
- Other assessments such as New Jersey Poison Information & Education System (NJPIES) and Maternal and Child Health Consortium Assessment
- In addition, hospitals support their local municipalities through voluntary, negotiated payments and in-kind contributions.

SFY 2019 CHARITY CARE SUBSIDY SHORTFALL



Hackensack Meridian Health Ocean Medical Center

ANNUAL CONTRIBUTIONS TO THE LOCAL AND STATE ECONOMY

Total Expenditures: \$320,226,000

▪ **1,665 full-time equivalent jobs, including:**

Nursing:	488
Therapy:	93
Radiology:	156
Pharmacy:	54
Pathology and Laboratory:	57
Dietary/Housekeeping/Maintenance:	130

Total Employee Payroll: \$121,584,000

Estimated State Income Taxes Paid by Employees: \$6,717,500

▪ **Purchased Services of \$56,704,000, including:**

Contracted Labor: \$27,103,000

Pharmaceutical Drugs: \$25,836,000

Dietary/Laundry/Housekeeping Supplies: \$389,000

Building Supplies: \$237,000

Utilities: \$3,139,000 including:

\$2,109,000 in Electric

\$459,000 in Oil & Gas

\$571,000 in Water/Sewage/Disposal

ANNUAL CONTRIBUTIONS AS A HEALTHCARE SAFETY NET

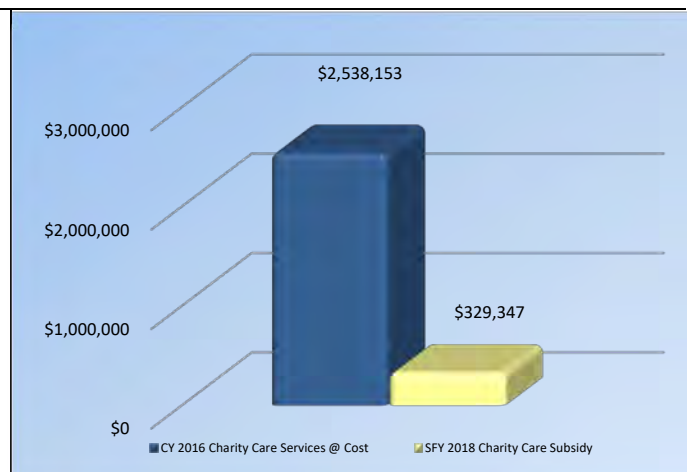
- Hospitals also give back to the community by serving as the primary source of medical services for the state's 688,000 uninsured, thus serving as the healthcare safety net for the most needy.
- In 2017, uninsured patients presented at Hackensack Meridian Health Ocean Medical Center on 8,819 occasions.
- New Jersey's general hospitals are predominantly not-for-profit entities — any excess revenue over expenses is returned to the community in the form of new medical technology, expanded hospital services, maintenance and expansion of physical infrastructure and the enhanced ability to hire and maintain skilled workforce.

ANNUAL TAXES

Hackensack Meridian Health Ocean Medical Center pays \$2,247,600 annually in taxes including:

- 0.53 Percent Assessment: \$1,829,700
- Adjusted Admissions Assessment: \$271,500
- Newborn Screening Fees: \$146,400
- Other assessments such as New Jersey Poison Information & Education System (NJPIES) and Maternal and Child Health Consortium Assessment
- In addition, hospitals support their local municipalities through voluntary, negotiated payments and in-kind contributions.

SFY 2019 CHARITY CARE SUBSIDY SHORTFALL



Hackensack Meridian Health Palisades Medical Center

ANNUAL CONTRIBUTIONS TO THE LOCAL AND STATE ECONOMY

Total Expenditures: \$197,047,000

▪ **1,062 full-time equivalent jobs, including:**

Nursing:	254
Therapy:	44
Radiology:	52
Pharmacy:	21
Pathology and Laboratory:	48
Dietary/Housekeeping/Maintenance:	123

Total Employee Payroll: \$78,108,000

Estimated State Income Taxes Paid by Employees: \$4,315,500

▪ **Purchased Services of \$26,461,000, including:**

Contracted Labor: \$17,509,000

Pharmaceutical Drugs: \$5,969,000

Dietary/Laundry/Housekeeping Supplies: \$1,668,000

Building Supplies: \$86,000

Utilities: \$1,229,000 including:

\$906,000 in Electric

\$202,000 in Oil & Gas

\$121,000 in Water/Sewage/Disposal

ANNUAL CONTRIBUTIONS AS A HEALTHCARE SAFETY NET

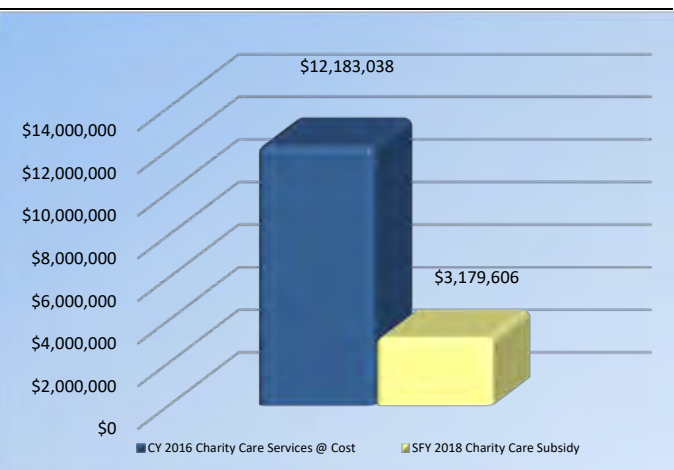
- Hospitals also give back to the community by serving as the primary source of medical services for the state's 688,000 uninsured, thus serving as the healthcare safety net for the most needy.
- In 2017, uninsured patients presented at Hackensack Meridian Health Palisades Medical Center on 16,341 occasions.
- New Jersey's general hospitals are predominantly not-for-profit entities — any excess revenue over expenses is returned to the community in the form of new medical technology, expanded hospital services, maintenance and expansion of physical infrastructure and the enhanced ability to hire and maintain skilled workforce.

ANNUAL TAXES

Hackensack Meridian Health Palisades Medical Center pays \$1,335,600 annually in taxes including:

- 0.53 Percent Assessment: \$986,400
- Adjusted Admissions Assessment: \$157,800
- Newborn Screening Fees: \$191,400
- Other assessments such as New Jersey Poison Information & Education System (NJPIES) and Maternal and Child Health Consortium Assessment
- In addition, hospitals support their local municipalities through voluntary, negotiated payments and in-kind contributions.

SFY 2019 CHARITY CARE SUBSIDY SHORTFALL



Hackensack Meridian Health Pascack Valley Medical Center

ANNUAL CONTRIBUTIONS TO THE LOCAL AND STATE ECONOMY

Total Expenditures: \$101,285,000

▪ **411 full-time equivalent jobs, including:**

Nursing:	118
Therapy:	24
Radiology:	33
Pharmacy:	12
Pathology and Laboratory:	25
Dietary/Housekeeping/Maintenance:	14
Total Employee Payroll:	\$34,320,000
Estimated State Income Taxes Paid by Employees:	\$1,896,200

▪ **Purchased Services of \$19,618,000, including:**

Contracted Labor: \$12,494,000
Pharmaceutical Drugs: \$4,739,000
Dietary/Laundry/Housekeeping Supplies: \$338,000
Building Supplies: \$3,000
Utilities: \$2,044,000 including:
\$1,290,000 in Electric
\$399,000 in Oil & Gas
\$355,000 in Water/Sewage/Disposal

ANNUAL CONTRIBUTIONS AS A HEALTHCARE SAFETY NET

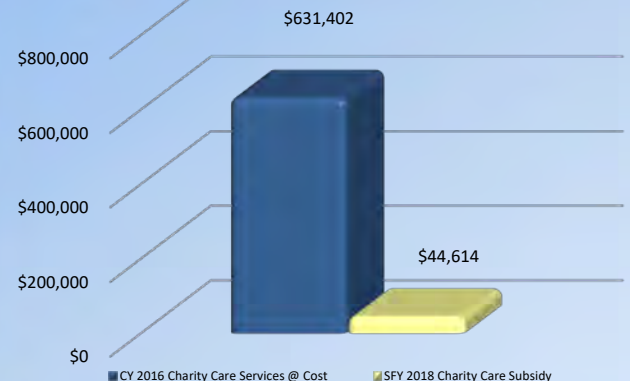
- Hospitals also give back to the community by serving as the primary source of medical services for the state's 688,000 uninsured, thus serving as the healthcare safety net for the most needy.
- In 2017, uninsured patients presented at Hackensack Meridian Health Pascack Valley Medical Center on 1,183 occasions.
- New Jersey's general hospitals are predominantly not-for-profit entities — any excess revenue over expenses is returned to the community in the form of new medical technology, expanded hospital services, maintenance and expansion of physical infrastructure and the enhanced ability to hire and maintain skilled workforce.

ANNUAL TAXES

Hackensack Meridian Health Pascack Valley Medical Center pays \$875,600 annually in taxes including:

- 0.53 Percent Assessment: \$611,600
- Adjusted Admissions Assessment: \$95,500
- Newborn Screening Fees: \$168,500
- Other assessments such as New Jersey Poison Information & Education System (NJPIES) and Maternal and Child Health Consortium Assessment
- In addition, hospitals support their local municipalities through voluntary, negotiated payments and in-kind contributions.

SFY 2019 CHARITY CARE SUBSIDY SHORTFALL



Hackensack Meridian Health Raritan Bay Medical Center Old Bridge

ANNUAL CONTRIBUTIONS TO THE LOCAL AND STATE ECONOMY

Total Expenditures: \$60,623,000

▪ **497 full-time equivalent jobs, including:**

Nursing:	165
Therapy:	22
Radiology:	35
Pharmacy:	14
Pathology and Laboratory:	19
Dietary/Housekeeping/Maintenance:	53
Total Employee Payroll:	\$30,375,000
Estimated State Income Taxes Paid by Employees:	\$1,678,200

▪ **Purchased Services of \$5,987,000, including:**

Contracted Labor: \$50,000
Pharmaceutical Drugs: \$3,981,000
Dietary/Laundry/Housekeeping Supplies: \$752,000
Building Supplies: \$25,000
Utilities: \$1,179,000 including:
\$838,000 in Electric
\$188,000 in Oil & Gas
\$153,000 in Water/Sewage/Disposal

ANNUAL CONTRIBUTIONS AS A HEALTHCARE SAFETY NET

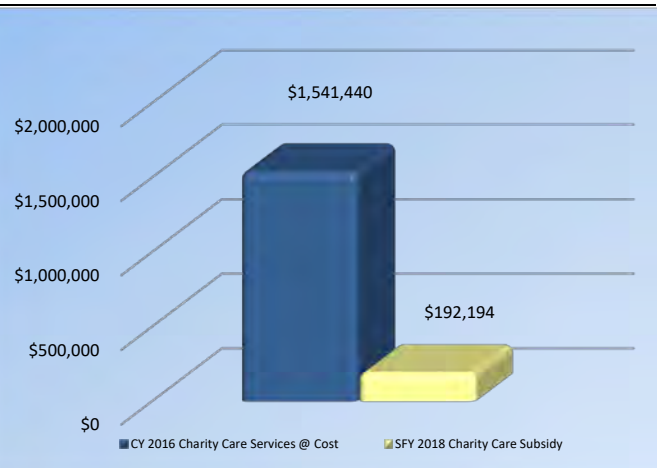
- Hospitals also give back to the community by serving as the primary source of medical services for the state's 688,000 uninsured, thus serving as the healthcare safety net for the most needy.
- In 2017, uninsured patients presented at Hackensack Meridian Health Raritan Bay Medical Center Old Bridge on 2,410 occasions.
- New Jersey's general hospitals are predominantly not-for-profit entities — any excess revenue over expenses is returned to the community in the form of new medical technology, expanded hospital services, maintenance and expansion of physical infrastructure and the enhanced ability to hire and maintain skilled workforce.

ANNUAL TAXES

Hackensack Meridian Health Raritan Bay Medical Center Old Bridge pays \$601,800 annually in taxes including:

- 0.53 Percent Assessment: \$518,100
- Adjusted Admissions Assessment: \$83,700
- Newborn Screening Fees: \$0
- Other assessments such as New Jersey Poison Information & Education System (NJPIES) and Maternal and Child Health Consortium Assessment
- In addition, hospitals support their local municipalities through voluntary, negotiated payments and in-kind contributions.

SFY 2019 CHARITY CARE SUBSIDY SHORTFALL



Hackensack Meridian Health Raritan Bay Medical Center Perth Amboy

ANNUAL CONTRIBUTIONS TO THE LOCAL AND STATE ECONOMY

Total Expenditures: \$202,403,000

▪ **1,286 full-time equivalent jobs, including:**

Nursing:	321
Therapy:	30
Radiology:	44
Pharmacy:	17
Pathology and Laboratory:	54
Dietary/Housekeeping/Maintenance:	112
Total Employee Payroll:	\$84,836,000
Estimated State Income Taxes Paid by Employees:	\$4,687,200

▪ **Purchased Services of \$13,915,000, including:**

Contracted Labor: \$7,255,000
Pharmaceutical Drugs: \$2,856,000
Dietary/Laundry/Housekeeping Supplies: \$1,332,000
Building Supplies: \$105,000
Utilities: \$2,367,000 including:
\$1,683,000 in Electric
\$378,000 in Oil & Gas
\$306,000 in Water/Sewage/Disposal

ANNUAL CONTRIBUTIONS AS A HEALTHCARE SAFETY NET

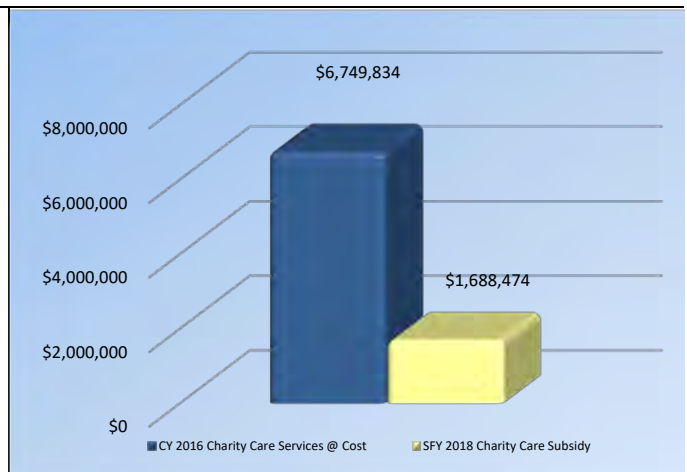
- Hospitals also give back to the community by serving as the primary source of medical services for the state's 688,000 uninsured, thus serving as the healthcare safety net for the most needy.
- In 2017, uninsured patients presented at Hackensack Meridian Health Raritan Bay Medical Center Perth Amboy on 10,408 occasions.
- New Jersey's general hospitals are predominantly not-for-profit entities — any excess revenue over expenses is returned to the community in the form of new medical technology, expanded hospital services, maintenance and expansion of physical infrastructure and the enhanced ability to hire and maintain skilled workforce.

ANNUAL TAXES

Hackensack Meridian Health Raritan Bay Medical Center Perth Amboy pays \$1,208,000 annually in taxes including:

- 0.53 Percent Assessment: \$883,700
- Adjusted Admissions Assessment: \$156,200
- Newborn Screening Fees: \$168,200
- Other assessments such as New Jersey Poison Information & Education System (NJPIES) and Maternal and Child Health Consortium Assessment
- In addition, hospitals support their local municipalities through voluntary, negotiated payments and in-kind contributions.

SFY 2019 CHARITY CARE SUBSIDY SHORTFALL



Hackensack Meridian Health Riverview Medical Center

ANNUAL CONTRIBUTIONS TO THE LOCAL AND STATE ECONOMY

Total Expenditures: \$280,889,000

▪ **1,476 full-time equivalent jobs, including:**

Nursing:	398
Therapy:	53
Radiology:	91
Pharmacy:	39
Pathology and Laboratory:	51
Dietary/Housekeeping/Maintenance:	99
Total Employee Payroll:	\$111,092,000
Estimated State Income Taxes Paid by Employees:	\$6,137,800

▪ **Purchased Services of \$40,221,000, including:**

Contracted Labor: \$21,450,000
Pharmaceutical Drugs: \$15,811,000
Dietary/Laundry/Housekeeping Supplies: \$302,000
Building Supplies: \$152,000
Utilities: \$2,506,000 including:
\$1,719,000 in Electric
\$563,000 in Oil & Gas
\$224,000 in Water/Sewage/Disposal

ANNUAL CONTRIBUTIONS AS A HEALTHCARE SAFETY NET

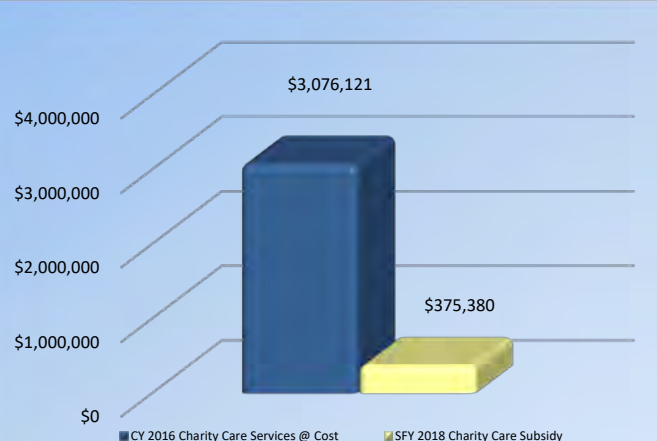
- Hospitals also give back to the community by serving as the primary source of medical services for the state's 688,000 uninsured, thus serving as the healthcare safety net for the most needy.
- In 2017, uninsured patients presented at Hackensack Meridian Health Riverview Medical Center on 9,509 occasions.
- New Jersey's general hospitals are predominantly not-for-profit entities — any excess revenue over expenses is returned to the community in the form of new medical technology, expanded hospital services, maintenance and expansion of physical infrastructure and the enhanced ability to hire and maintain skilled workforce.

ANNUAL TAXES

Hackensack Meridian Health Riverview Medical Center pays \$2,085,000 annually in taxes including:

- 0.53 Percent Assessment: \$1,614,000
- Adjusted Admissions Assessment: \$235,000
- Newborn Screening Fees: \$236,000
- Other assessments such as New Jersey Poison Information & Education System (NJPIES) and Maternal and Child Health Consortium Assessment
- In addition, hospitals support their local municipalities through voluntary, negotiated payments and in-kind contributions.

SFY 2019 CHARITY CARE SUBSIDY SHORTFALL



Hackensack Meridian Health Southern Ocean Medical Center

ANNUAL CONTRIBUTIONS TO THE LOCAL AND STATE ECONOMY

Total Expenditures: \$183,689,000

▪ **948 full-time equivalent jobs, including:**

Nursing:	248
Therapy:	43
Radiology:	63
Pharmacy:	21
Pathology and Laboratory:	36
Dietary/Housekeeping/Maintenance:	78
Total Employee Payroll:	\$69,251,000
Estimated State Income Taxes Paid by Employees:	\$3,826,100

▪ **Purchased Services of \$40,351,000, including:**

Contracted Labor: \$16,143,000
Pharmaceutical Drugs: \$21,329,000
Dietary/Laundry/Housekeeping Supplies: \$259,000
Building Supplies: \$320,000
Utilities: \$2,300,000 including:
\$1,632,000 in Electric
\$358,000 in Oil & Gas
\$310,000 in Water/Sewage/Disposal

ANNUAL CONTRIBUTIONS AS A HEALTHCARE SAFETY NET

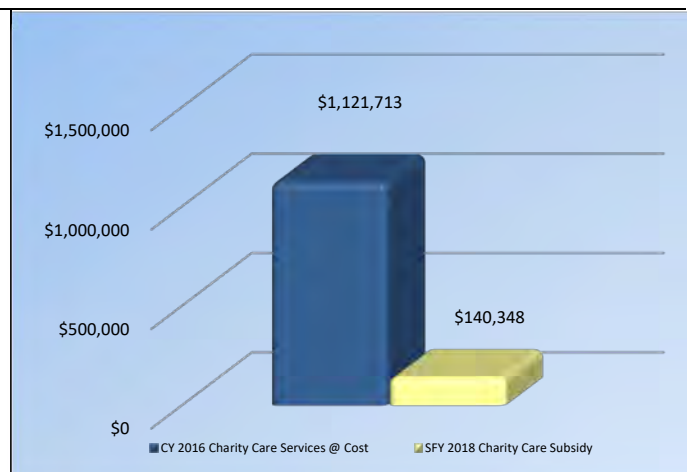
- Hospitals also give back to the community by serving as the primary source of medical services for the state's 688,000 uninsured, thus serving as the healthcare safety net for the most needy.
- In 2017, uninsured patients presented at Hackensack Meridian Health Southern Ocean Medical Center on 3,881 occasions.
- New Jersey's general hospitals are predominantly not-for-profit entities — any excess revenue over expenses is returned to the community in the form of new medical technology, expanded hospital services, maintenance and expansion of physical infrastructure and the enhanced ability to hire and maintain skilled workforce.

ANNUAL TAXES

Hackensack Meridian Health Southern Ocean Medical Center pays \$1,210,400 annually in taxes including:

- 0.53 Percent Assessment: \$991,400
- Adjusted Admissions Assessment: \$165,200
- Newborn Screening Fees: \$53,900
- Other assessments such as New Jersey Poison Information & Education System (NJPIES) and Maternal and Child Health Consortium Assessment
- In addition, hospitals support their local municipalities through voluntary, negotiated payments and in-kind contributions.

SFY 2019 CHARITY CARE SUBSIDY SHORTFALL



Hackettstown Medical Center

ANNUAL CONTRIBUTIONS TO THE LOCAL AND STATE ECONOMY

Total Expenditures: \$76,746,000

▪ **522 full-time equivalent jobs, including:**

Nursing:	105
Therapy:	31
Radiology:	41
Pharmacy:	17
Pathology and Laboratory:	25
Dietary/Housekeeping/Maintenance:	63
Total Employee Payroll:	\$32,804,000
Estimated State Income Taxes Paid by Employees:	\$1,812,400

▪ **Purchased Services of \$9,642,000, including:**

Contracted Labor: \$1,955,000
Pharmaceutical Drugs: \$5,748,000
Dietary/Laundry/Housekeeping Supplies: \$692,000
Building Supplies: \$197,000
Utilities: \$1,050,000 including:
\$677,000 in Electric
\$156,000 in Oil & Gas
\$217,000 in Water/Sewage/Disposal

ANNUAL CONTRIBUTIONS AS A HEALTHCARE SAFETY NET

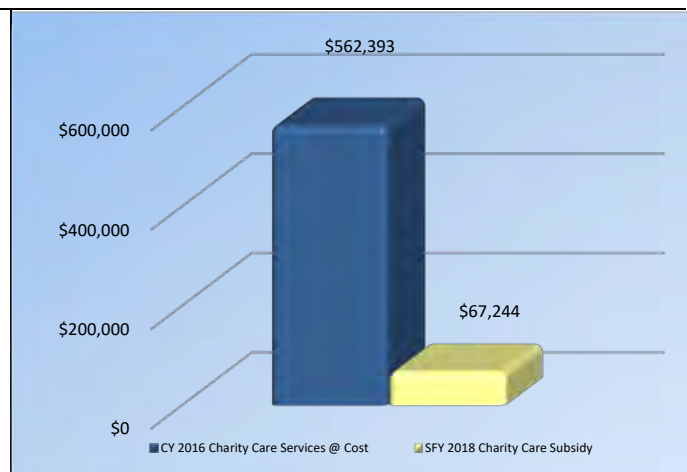
- Hospitals also give back to the community by serving as the primary source of medical services for the state's 688,000 uninsured, thus serving as the healthcare safety net for the most needy.
- In 2017, uninsured patients presented at Hackettstown Medical Center on 2,719 occasions.
- New Jersey's general hospitals are predominantly not-for-profit entities — any excess revenue over expenses is returned to the community in the form of new medical technology, expanded hospital services, maintenance and expansion of physical infrastructure and the enhanced ability to hire and maintain skilled workforce.

ANNUAL TAXES

Hackettstown Medical Center pays \$456,200 annually in taxes including:

- 0.53 Percent Assessment: \$397,500
- Adjusted Admissions Assessment: \$58,700
- Newborn Screening Fees: \$0
- Other assessments such as New Jersey Poison Information & Education System (NJPIES) and Maternal and Child Health Consortium Assessment
- In addition, hospitals support their local municipalities through voluntary, negotiated payments and in-kind contributions.

SFY 2019 CHARITY CARE SUBSIDY SHORTFALL



Holy Name Medical Center

ANNUAL CONTRIBUTIONS TO THE LOCAL AND STATE ECONOMY

Total Expenditures: \$366,171,000

▪ **2,047 full-time equivalent jobs, including:**

Nursing:	479
Therapy:	100
Radiology:	221
Pharmacy:	43
Pathology and Laboratory:	126
Dietary/Housekeeping/Maintenance:	208
Total Employee Payroll:	\$149,430,000
Estimated State Income Taxes Paid by Employees:	\$8,256,000

▪ **Purchased Services of \$75,072,000, including:**

Contracted Labor: \$25,469,000
Pharmaceutical Drugs: \$43,461,000
Dietary/Laundry/Housekeeping Supplies: \$2,612,000
Building Supplies: \$299,000
Utilities: \$3,231,000 including:
\$2,083,000 in Electric
\$394,000 in Oil & Gas
\$754,000 in Water/Sewage/Disposal

ANNUAL CONTRIBUTIONS AS A HEALTHCARE SAFETY NET

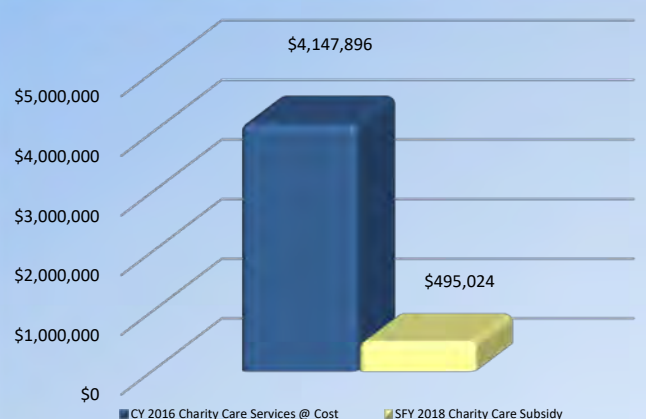
- Hospitals also give back to the community by serving as the primary source of medical services for the state's 688,000 uninsured, thus serving as the healthcare safety net for the most needy.
- In 2017, uninsured patients presented at Holy Name Medical Center on 8,765 occasions.
- New Jersey's general hospitals are predominantly not-for-profit entities — any excess revenue over expenses is returned to the community in the form of new medical technology, expanded hospital services, maintenance and expansion of physical infrastructure and the enhanced ability to hire and maintain skilled workforce.

ANNUAL TAXES

Holy Name Medical Center pays \$2,800,600 annually in taxes including:

- 0.53 Percent Assessment: \$2,167,900
- Adjusted Admissions Assessment: \$448,200
- Newborn Screening Fees: \$184,500
- Other assessments such as New Jersey Poison Information & Education System (NJPIES) and Maternal and Child Health Consortium Assessment
- In addition, hospitals support their local municipalities through voluntary, negotiated payments and in-kind contributions.

SFY 2019 CHARITY CARE SUBSIDY SHORTFALL



Hudson Regional Hospital

ANNUAL CONTRIBUTIONS TO THE LOCAL AND STATE ECONOMY

Total Expenditures: \$74,253,000

▪ **376 full-time equivalent jobs, including:**

Nursing: 77
 Therapy: 11
 Radiology: 18
 Pharmacy: 10
 Pathology and Laboratory: 22
 Dietary/Housekeeping/Maintenance: 50

Total Employee Payroll: \$23,750,000

Estimated State Income Taxes Paid by Employees: \$1,312,200

▪ **Purchased Services of \$10,279,000, including:**

Contracted Labor: \$7,668,000
 Pharmaceutical Drugs: \$873,000
 Dietary/Laundry/Housekeeping Supplies: \$479,000
 Building Supplies: \$69,000
 Utilities: \$1,190,000 including:
 \$617,000 in Electric
 \$11,000 in Oil & Gas
 \$562,000 in Water/Sewage/Disposal

ANNUAL CONTRIBUTIONS AS A HEALTHCARE SAFETY NET

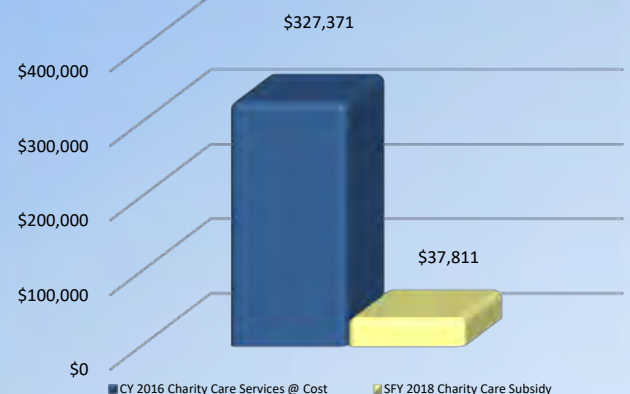
- Hospitals also give back to the community by serving as the primary source of medical services for the state's 688,000 uninsured, thus serving as the healthcare safety net for the most needy.
- In 2017, uninsured patients presented at Hudson Regional Hospital on 2,309 occasions.
- New Jersey's general hospitals are predominantly not-for-profit entities — any excess revenue over expenses is returned to the community in the form of new medical technology, expanded hospital services, maintenance and expansion of physical infrastructure and the enhanced ability to hire and maintain skilled workforce.

ANNUAL TAXES

Hudson Regional Hospital pays \$421,300 annually in taxes including:

- 0.53 Percent Assessment: \$355,700
- Adjusted Admissions Assessment: \$39,300
- Newborn Screening Fees: \$26,300
- Other assessments such as New Jersey Poison Information & Education System (NJPIES) and Maternal and Child Health Consortium Assessment
- In addition, hospitals support their local municipalities through voluntary, negotiated payments and in-kind contributions.

SFY 2019 CHARITY CARE SUBSIDY SHORTFALL



Hunterdon Medical Center

ANNUAL CONTRIBUTIONS TO THE LOCAL AND STATE ECONOMY

Total Expenditures: \$308,209,000

▪ **1,929 full-time equivalent jobs, including:**

Nursing:	275
Therapy:	86
Radiology:	103
Pharmacy:	27
Pathology and Laboratory:	72
Dietary/Housekeeping/Maintenance:	133

Total Employee Payroll: \$151,271,000

Estimated State Income Taxes Paid by Employees: \$8,357,700

▪ **Purchased Services of \$17,236,000, including:**

Contracted Labor: \$6,116,000
Pharmaceutical Drugs: \$7,347,000
Dietary/Laundry/Housekeeping Supplies: \$986,000
Building Supplies: \$379,000
Utilities: \$2,408,000 including:
\$1,587,000 in Electric
\$471,000 in Oil & Gas
\$350,000 in Water/Sewage/Disposal

ANNUAL CONTRIBUTIONS AS A HEALTHCARE SAFETY NET

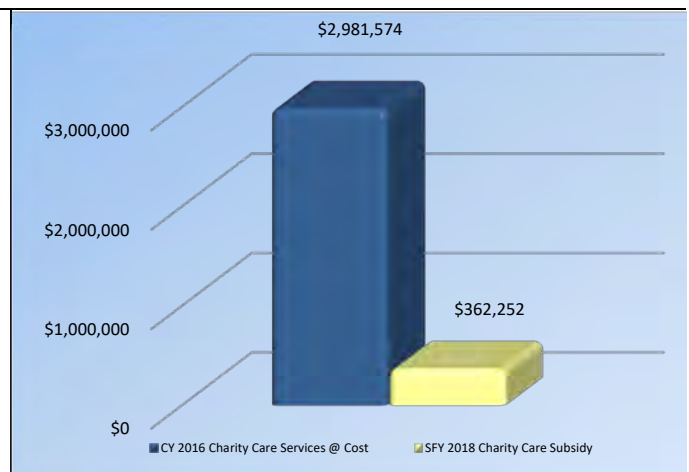
- Hospitals also give back to the community by serving as the primary source of medical services for the state's 688,000 uninsured, thus serving as the healthcare safety net for the most needy.
- In 2017, uninsured patients presented at Hunterdon Medical Center on 13,408 occasions.
- New Jersey's general hospitals are predominantly not-for-profit entities — any excess revenue over expenses is returned to the community in the form of new medical technology, expanded hospital services, maintenance and expansion of physical infrastructure and the enhanced ability to hire and maintain skilled workforce.

ANNUAL TAXES

Hunterdon Medical Center pays \$2,075,000 annually in taxes including:

- 0.53 Percent Assessment: \$1,667,800
- Adjusted Admissions Assessment: \$267,000
- Newborn Screening Fees: \$140,300
- Other assessments such as New Jersey Poison Information & Education System (NJPIES) and Maternal and Child Health Consortium Assessment
- In addition, hospitals support their local municipalities through voluntary, negotiated payments and in-kind contributions.

SFY 2019 CHARITY CARE SUBSIDY SHORTFALL



Inspira Medical Center Elmer

ANNUAL CONTRIBUTIONS TO THE LOCAL AND STATE ECONOMY

Total Expenditures: \$61,194,000

▪ **364 full-time equivalent jobs, including:**

Nursing:	89
Therapy:	12
Radiology:	28
Pharmacy:	6
Pathology and Laboratory:	15
Dietary/Housekeeping/Maintenance:	39
Total Employee Payroll:	\$26,248,000
Estimated State Income Taxes Paid by Employees:	\$1,450,200

▪ **Purchased Services of \$7,481,000, including:**

Contracted Labor: \$5,415,000
Pharmaceutical Drugs: \$886,000
Dietary/Laundry/Housekeeping Supplies: \$357,000
Building Supplies: \$5,000
Utilities: \$818,000 including:
\$585,000 in Electric
\$138,000 in Oil & Gas
\$95,000 in Water/Sewage/Disposal

ANNUAL CONTRIBUTIONS AS A HEALTHCARE SAFETY NET

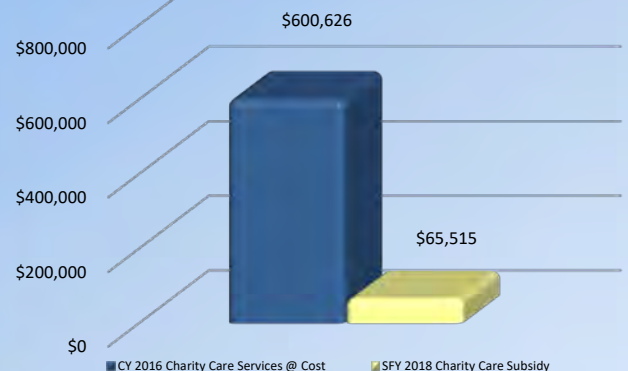
- Hospitals also give back to the community by serving as the primary source of medical services for the state's 688,000 uninsured, thus serving as the healthcare safety net for the most needy.
- In 2017, uninsured patients presented at Inspira Medical Center Elmer on 2,205 occasions.
- New Jersey's general hospitals are predominantly not-for-profit entities — any excess revenue over expenses is returned to the community in the form of new medical technology, expanded hospital services, maintenance and expansion of physical infrastructure and the enhanced ability to hire and maintain skilled workforce.

ANNUAL TAXES

Inspira Medical Center Elmer pays \$465,600 annually in taxes including:

- 0.53 Percent Assessment: \$359,600
- Adjusted Admissions Assessment: \$63,800
- Newborn Screening Fees: \$42,300
- Other assessments such as New Jersey Poison Information & Education System (NJPIES) and Maternal and Child Health Consortium Assessment
- In addition, hospitals support their local municipalities through voluntary, negotiated payments and in-kind contributions.

SFY 2019 CHARITY CARE SUBSIDY SHORTFALL



Inspira Medical Center Vineland

ANNUAL CONTRIBUTIONS TO THE LOCAL AND STATE ECONOMY

Total Expenditures: \$352,044,000

▪ **2,225 full-time equivalent jobs, including:**

Nursing:	616
Therapy:	44
Radiology:	168
Pharmacy:	31
Pathology and Laboratory:	87
Dietary/Housekeeping/Maintenance:	195
Total Employee Payroll:	\$153,630,000
Estimated State Income Taxes Paid by Employees:	\$8,488,100

▪ **Purchased Services of \$41,320,000, including:**

Contracted Labor: \$25,467,000
Pharmaceutical Drugs: \$9,065,000
Dietary/Laundry/Housekeeping Supplies: \$2,231,000
Building Supplies: \$29,000
Utilities: \$4,528,000 including:
\$3,276,000 in Electric
\$736,000 in Oil & Gas
\$516,000 in Water/Sewage/Disposal

ANNUAL CONTRIBUTIONS AS A HEALTHCARE SAFETY NET

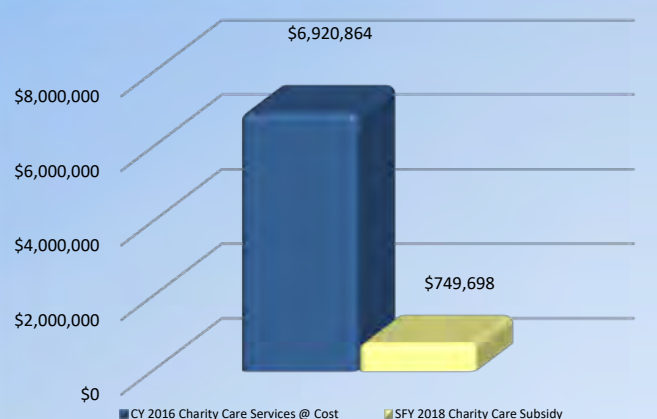
- Hospitals also give back to the community by serving as the primary source of medical services for the state's 688,000 uninsured, thus serving as the healthcare safety net for the most needy.
- In 2017, uninsured patients presented at Inspira Medical Center Vineland on 21,403 occasions.
- New Jersey's general hospitals are predominantly not-for-profit entities — any excess revenue over expenses is returned to the community in the form of new medical technology, expanded hospital services, maintenance and expansion of physical infrastructure and the enhanced ability to hire and maintain skilled workforce.

ANNUAL TAXES

Inspira Medical Center Vineland pays \$2,690,200 annually in taxes including:

- 0.53 Percent Assessment: \$2,092,900
- Adjusted Admissions Assessment: \$319,400
- Newborn Screening Fees: \$278,000
- Other assessments such as New Jersey Poison Information & Education System (NJPIES) and Maternal and Child Health Consortium Assessment
- In addition, hospitals support their local municipalities through voluntary, negotiated payments and in-kind contributions.

SFY 2019 CHARITY CARE SUBSIDY SHORTFALL



Inspira Medical Center Woodbury

ANNUAL CONTRIBUTIONS TO THE LOCAL AND STATE ECONOMY

Total Expenditures: \$197,181,000

▪ **1,307 full-time equivalent jobs, including:**

Nursing:	307
Therapy:	40
Radiology:	62
Pharmacy:	25
Pathology and Laboratory:	47
Dietary/Housekeeping/Maintenance:	101
Total Employee Payroll:	\$90,513,000
Estimated State Income Taxes Paid by Employees:	\$5,000,800

▪ **Purchased Services of \$21,622,000, including:**

Contracted Labor: \$13,888,000
Pharmaceutical Drugs: \$4,298,000
Dietary/Laundry/Housekeeping Supplies: \$1,219,000
Building Supplies: \$1,000
Utilities: \$2,216,000 including:
\$1,458,000 in Electric
\$185,000 in Oil & Gas
\$573,000 in Water/Sewage/Disposal

ANNUAL CONTRIBUTIONS AS A HEALTHCARE SAFETY NET

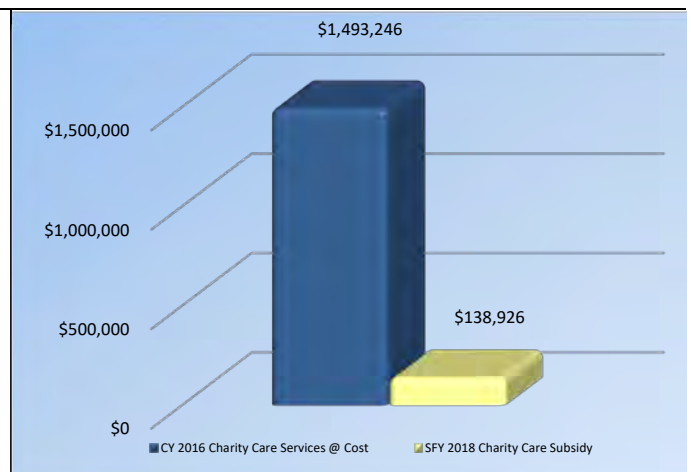
- Hospitals also give back to the community by serving as the primary source of medical services for the state's 688,000 uninsured, thus serving as the healthcare safety net for the most needy.
- In 2017, uninsured patients presented at Inspira Medical Center Woodbury on 8,254 occasions.
- New Jersey's general hospitals are predominantly not-for-profit entities — any excess revenue over expenses is returned to the community in the form of new medical technology, expanded hospital services, maintenance and expansion of physical infrastructure and the enhanced ability to hire and maintain skilled workforce.

ANNUAL TAXES

Inspira Medical Center Woodbury pays \$1,529,100 annually in taxes including:

- 0.53 Percent Assessment: \$1,171,700
- Adjusted Admissions Assessment: \$181,400
- Newborn Screening Fees: \$176,000
- Other assessments such as New Jersey Poison Information & Education System (NJPIES) and Maternal and Child Health Consortium Assessment
- In addition, hospitals support their local municipalities through voluntary, negotiated payments and in-kind contributions.

SFY 2019 CHARITY CARE SUBSIDY SHORTFALL



Jefferson Cherry Hill Hospital

ANNUAL CONTRIBUTIONS TO THE LOCAL AND STATE ECONOMY

Total Expenditures: \$137,532,000

▪ **815 full-time equivalent jobs, including:**

Nursing:	253
Therapy:	20
Radiology:	39
Pharmacy:	21
Pathology and Laboratory:	17
Dietary/Housekeeping/Maintenance:	91
Total Employee Payroll:	\$56,422,000
Estimated State Income Taxes Paid by Employees:	\$3,117,300

▪ **Purchased Services of \$21,957,000, including:**

Contracted Labor: \$14,349,000
Pharmaceutical Drugs: \$4,841,000
Dietary/Laundry/Housekeeping Supplies: \$1,069,000
Building Supplies: \$20,000
Utilities: \$1,678,000 including:
\$1,280,000 in Electric
\$174,000 in Oil & Gas
\$224,000 in Water/Sewage/Disposal

ANNUAL CONTRIBUTIONS AS A HEALTHCARE SAFETY NET

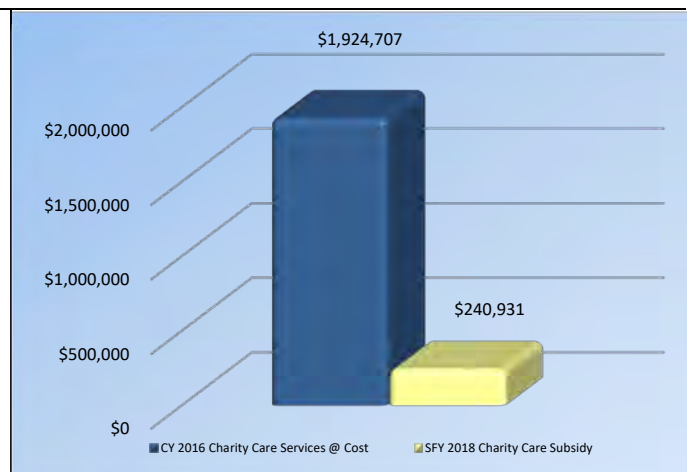
- Hospitals also give back to the community by serving as the primary source of medical services for the state's 688,000 uninsured, thus serving as the healthcare safety net for the most needy.
- In 2017, uninsured patients presented at Jefferson Cherry Hill Hospital on 3,159 occasions.
- New Jersey's general hospitals are predominantly not-for-profit entities — any excess revenue over expenses is returned to the community in the form of new medical technology, expanded hospital services, maintenance and expansion of physical infrastructure and the enhanced ability to hire and maintain skilled workforce.

ANNUAL TAXES

Jefferson Cherry Hill Hospital pays \$1,139,900 annually in taxes including:

- 0.53 Percent Assessment: \$1,041,200
- Adjusted Admissions Assessment: \$98,800
- Newborn Screening Fees: \$0
- Other assessments such as New Jersey Poison Information & Education System (NJPIES) and Maternal and Child Health Consortium Assessment
- In addition, hospitals support their local municipalities through voluntary, negotiated payments and in-kind contributions.

SFY 2019 CHARITY CARE SUBSIDY SHORTFALL



Jefferson Stratford Hospital

ANNUAL CONTRIBUTIONS TO THE LOCAL AND STATE ECONOMY

Total Expenditures: \$132,678,000

▪ **842 full-time equivalent jobs, including:**

Nursing:	172
Therapy:	16
Radiology:	48
Pharmacy:	18
Pathology and Laboratory:	38
Dietary/Housekeeping/Maintenance:	93
Total Employee Payroll:	\$58,145,000
Estimated State Income Taxes Paid by Employees:	\$3,212,500

▪ **Purchased Services of \$21,429,000, including:**

Contracted Labor: \$12,576,000
Pharmaceutical Drugs: \$6,382,000
Dietary/Laundry/Housekeeping Supplies: \$980,000
Building Supplies: \$14,000
Utilities: \$1,477,000 including:
\$959,000 in Electric
\$297,000 in Oil & Gas
\$221,000 in Water/Sewage/Disposal

ANNUAL CONTRIBUTIONS AS A HEALTHCARE SAFETY NET

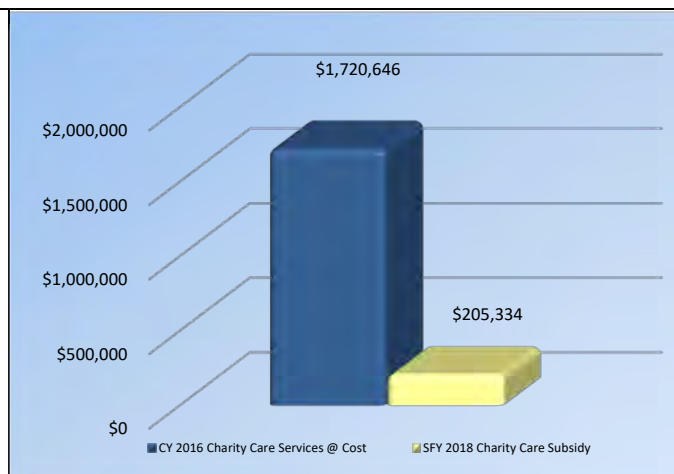
- Hospitals also give back to the community by serving as the primary source of medical services for the state's 688,000 uninsured, thus serving as the healthcare safety net for the most needy.
- In 2017, uninsured patients presented at Jefferson Stratford Hospital on 5,025 occasions.
- New Jersey's general hospitals are predominantly not-for-profit entities — any excess revenue over expenses is returned to the community in the form of new medical technology, expanded hospital services, maintenance and expansion of physical infrastructure and the enhanced ability to hire and maintain skilled workforce.

ANNUAL TAXES

Jefferson Stratford Hospital pays \$717,800 annually in taxes including:

- 0.53 Percent Assessment: \$624,000
- Adjusted Admissions Assessment: \$93,900
- Newborn Screening Fees: \$0
- Other assessments such as New Jersey Poison Information & Education System (NJPIES) and Maternal and Child Health Consortium Assessment
- In addition, hospitals support their local municipalities through voluntary, negotiated payments and in-kind contributions.

SFY 2019 CHARITY CARE SUBSIDY SHORTFALL



Jefferson Washington Hospital

ANNUAL CONTRIBUTIONS TO THE LOCAL AND STATE ECONOMY

Total Expenditures: \$287,292,000

▪ **1,535 full-time equivalent jobs, including:**

Nursing:	408
Therapy:	36
Radiology:	112
Pharmacy:	32
Pathology and Laboratory:	67
Dietary/Housekeeping/Maintenance:	128
Total Employee Payroll:	\$110,721,000
Estimated State Income Taxes Paid by Employees:	\$6,117,300

▪ **Purchased Services of \$50,055,000, including:**

Contracted Labor: \$29,491,000
Pharmaceutical Drugs: \$16,302,000
Dietary/Laundry/Housekeeping Supplies: \$1,495,000
Building Supplies: \$16,000
Utilities: \$2,751,000 including:
\$2,080,000 in Electric
\$374,000 in Oil & Gas
\$297,000 in Water/Sewage/Disposal

ANNUAL CONTRIBUTIONS AS A HEALTHCARE SAFETY NET

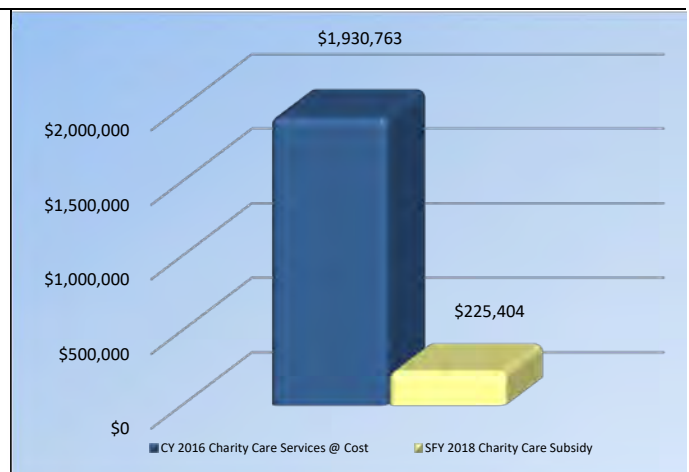
- Hospitals also give back to the community by serving as the primary source of medical services for the state's 688,000 uninsured, thus serving as the healthcare safety net for the most needy.
- In 2017, uninsured patients presented at Jefferson Washington Hospital on 4,559 occasions.
- New Jersey's general hospitals are predominantly not-for-profit entities — any excess revenue over expenses is returned to the community in the form of new medical technology, expanded hospital services, maintenance and expansion of physical infrastructure and the enhanced ability to hire and maintain skilled workforce.

ANNUAL TAXES

Jefferson Washington Hospital pays \$1,795,000 annually in taxes including:

- 0.53 Percent Assessment: \$1,433,400
- Adjusted Admissions Assessment: \$218,800
- Newborn Screening Fees: \$142,800
- Other assessments such as New Jersey Poison Information & Education System (NJPIES) and Maternal and Child Health Consortium Assessment
- In addition, hospitals support their local municipalities through voluntary, negotiated payments and in-kind contributions.

SFY 2019 CHARITY CARE SUBSIDY SHORTFALL



Jersey City Medical Center

ANNUAL CONTRIBUTIONS TO THE LOCAL AND STATE ECONOMY

Total Expenditures: \$397,991,000

▪ **2,127 full-time equivalent jobs, including:**

Nursing:	601
Therapy:	54
Radiology:	69
Pharmacy:	39
Pathology and Laboratory:	37
Dietary/Housekeeping/Maintenance:	134

Total Employee Payroll: \$167,431,000

Estimated State Income Taxes Paid by Employees: \$9,250,600

▪ **Purchased Services of \$53,052,000, including:**

Contracted Labor: \$30,492,000

Pharmaceutical Drugs: \$15,827,000

Dietary/Laundry/Housekeeping Supplies: \$3,963,000

Building Supplies: \$0

Utilities: \$2,770,000 including:

\$1,905,000 in Electric

\$423,000 in Oil & Gas

\$442,000 in Water/Sewage/Disposal

ANNUAL CONTRIBUTIONS AS A HEALTHCARE SAFETY NET

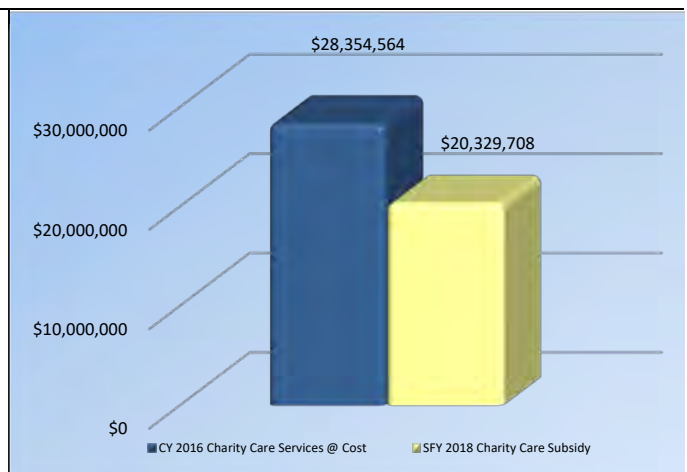
- Hospitals also give back to the community by serving as the primary source of medical services for the state's 688,000 uninsured, thus serving as the healthcare safety net for the most needy.
- In 2017, uninsured patients presented at Jersey City Medical Center on 34,957 occasions.
- New Jersey's general hospitals are predominantly not-for-profit entities — any excess revenue over expenses is returned to the community in the form of new medical technology, expanded hospital services, maintenance and expansion of physical infrastructure and the enhanced ability to hire and maintain skilled workforce.

ANNUAL TAXES

Jersey City Medical Center pays \$2,783,600 annually in taxes including:

- 0.53 Percent Assessment: \$1,956,900
- Adjusted Admissions Assessment: \$251,000
- Newborn Screening Fees: \$575,700
- Other assessments such as New Jersey Poison Information & Education System (NJPIES) and Maternal and Child Health Consortium Assessment
- In addition, hospitals support their local municipalities through voluntary, negotiated payments and in-kind contributions.

SFY 2019 CHARITY CARE SUBSIDY SHORTFALL



JFK Medical Center

ANNUAL CONTRIBUTIONS TO THE LOCAL AND STATE ECONOMY

Total Expenditures: \$490,634,000

▪ **2,990 full-time equivalent jobs, including:**

Nursing:	682
Therapy:	39
Radiology:	147
Pharmacy:	61
Pathology and Laboratory:	143
Dietary/Housekeeping/Maintenance:	271
Total Employee Payroll:	\$207,182,000
Estimated State Income Taxes Paid by Employees:	\$11,446,800

▪ **Purchased Services of \$97,674,000, including:**

Contracted Labor: \$58,984,000
Pharmaceutical Drugs: \$31,057,000
Dietary/Laundry/Housekeeping Supplies: \$3,247,000
Building Supplies: \$429,000
Utilities: \$3,957,000 including:
\$2,745,000 in Electric
\$478,000 in Oil & Gas
\$859,000 in Water/Sewage/Disposal

ANNUAL CONTRIBUTIONS AS A HEALTHCARE SAFETY NET

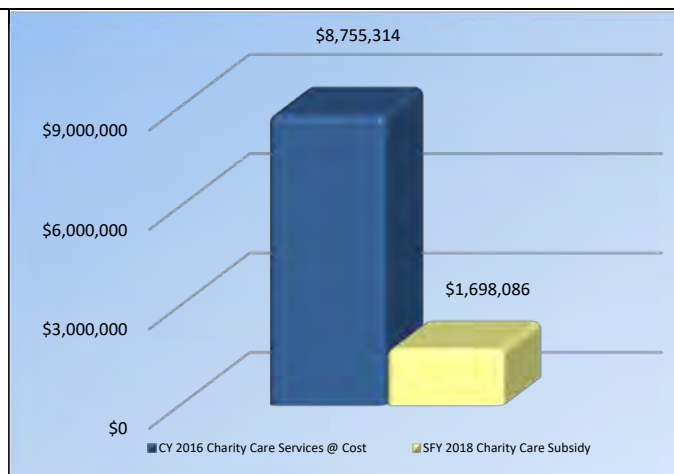
- Hospitals also give back to the community by serving as the primary source of medical services for the state's 688,000 uninsured, thus serving as the healthcare safety net for the most needy.
- In 2017, uninsured patients presented at JFK Medical Center on 14,835 occasions.
- New Jersey's general hospitals are predominantly not-for-profit entities — any excess revenue over expenses is returned to the community in the form of new medical technology, expanded hospital services, maintenance and expansion of physical infrastructure and the enhanced ability to hire and maintain skilled workforce.

ANNUAL TAXES

JFK Medical Center pays \$3,288,800 annually in taxes including:

- 0.53 Percent Assessment: \$2,591,700
- Adjusted Admissions Assessment: \$384,100
- Newborn Screening Fees: \$312,900
- Other assessments such as New Jersey Poison Information & Education System (NJPIES) and Maternal and Child Health Consortium Assessment
- In addition, hospitals support their local municipalities through voluntary, negotiated payments and in-kind contributions.

SFY 2019 CHARITY CARE SUBSIDY SHORTFALL



Lourdes Medical Center of Burlington County

ANNUAL CONTRIBUTIONS TO THE LOCAL AND STATE ECONOMY

Total Expenditures: \$128,588,000

▪ **697 full-time equivalent jobs, including:**

Nursing:	176
Therapy:	20
Radiology:	44
Pharmacy:	14
Pathology and Laboratory:	29
Dietary/Housekeeping/Maintenance:	50
Total Employee Payroll:	\$45,796,000
Estimated State Income Taxes Paid by Employees:	\$2,530,200

▪ **Purchased Services of \$16,313,000, including:**

Contracted Labor: \$10,233,000
Pharmaceutical Drugs: \$4,053,000
Dietary/Laundry/Housekeeping Supplies: \$484,000
Building Supplies: \$0
Utilities: \$1,543,000 including:
\$1,139,000 in Electric
\$202,000 in Oil & Gas
\$202,000 in Water/Sewage/Disposal

ANNUAL CONTRIBUTIONS AS A HEALTHCARE SAFETY NET

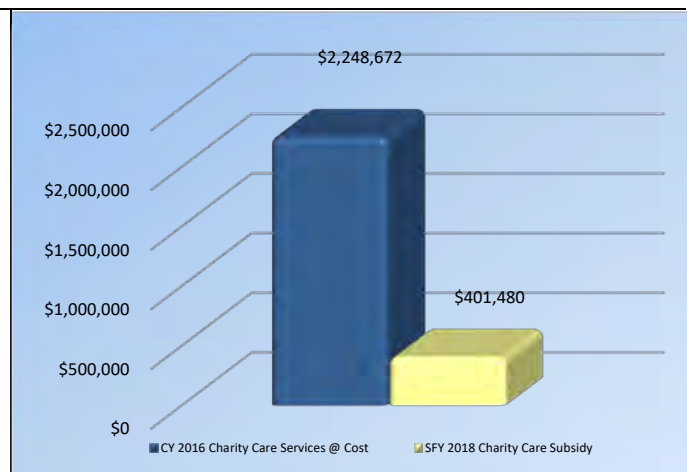
- Hospitals also give back to the community by serving as the primary source of medical services for the state's 688,000 uninsured, thus serving as the healthcare safety net for the most needy.
- In 2017, uninsured patients presented at Lourdes Medical Center of Burlington County on 5,051 occasions.
- New Jersey's general hospitals are predominantly not-for-profit entities — any excess revenue over expenses is returned to the community in the form of new medical technology, expanded hospital services, maintenance and expansion of physical infrastructure and the enhanced ability to hire and maintain skilled workforce.

ANNUAL TAXES

Lourdes Medical Center of Burlington County pays \$770,700 annually in taxes including:

- 0.53 Percent Assessment: \$659,400
- Adjusted Admissions Assessment: \$111,300
- Newborn Screening Fees: \$0
- Other assessments such as New Jersey Poison Information & Education System (NJPIES) and Maternal and Child Health Consortium Assessment
- In addition, hospitals support their local municipalities through voluntary, negotiated payments and in-kind contributions.

SFY 2019 CHARITY CARE SUBSIDY SHORTFALL



Memorial Hospital of Salem County, Inc.

ANNUAL CONTRIBUTIONS TO THE LOCAL AND STATE ECONOMY

Total Expenditures: \$75,417,000

▪ **299 full-time equivalent jobs, including:**

Nursing: 67
 Therapy: 10
 Radiology: 24
 Pharmacy: 10
 Pathology and Laboratory: 17
 Dietary/Housekeeping/Maintenance: 31

Total Employee Payroll: \$19,718,000

Estimated State Income Taxes Paid by Employees: \$1,089,400

▪ **Purchased Services of \$12,457,000, including:**

Contracted Labor: \$8,965,000
 Pharmaceutical Drugs: \$1,284,000
 Dietary/Laundry/Housekeeping Supplies: \$563,000
 Building Supplies: \$71,000
 Utilities: \$1,574,000 including:
 \$957,000 in Electric
 \$333,000 in Oil & Gas
 \$284,000 in Water/Sewage/Disposal

ANNUAL CONTRIBUTIONS AS A HEALTHCARE SAFETY NET

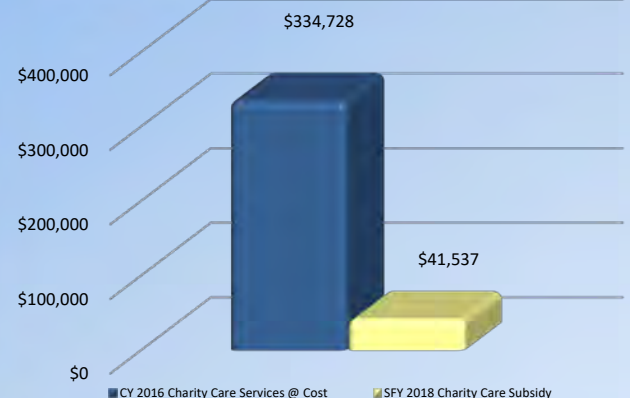
- Hospitals also give back to the community by serving as the primary source of medical services for the state's 688,000 uninsured, thus serving as the healthcare safety net for the most needy.
- In 2017, uninsured patients presented at Memorial Hospital of Salem County, Inc. on 2,500 occasions.
- New Jersey's general hospitals are predominantly not-for-profit entities — any excess revenue over expenses is returned to the community in the form of new medical technology, expanded hospital services, maintenance and expansion of physical infrastructure and the enhanced ability to hire and maintain skilled workforce.

ANNUAL TAXES

Memorial Hospital of Salem County, Inc. pays \$377,200 annually in taxes including:

- 0.53 Percent Assessment: \$297,400
- Adjusted Admissions Assessment: \$79,800
- Newborn Screening Fees: \$0
- Other assessments such as New Jersey Poison Information & Education System (NJPIES) and Maternal and Child Health Consortium Assessment
- In addition, hospitals support their local municipalities through voluntary, negotiated payments and in-kind contributions.

SFY 2019 CHARITY CARE SUBSIDY SHORTFALL



Monmouth Medical Center

ANNUAL CONTRIBUTIONS TO THE LOCAL AND STATE ECONOMY

Total Expenditures: \$378,985,000

▪ **1,903 full-time equivalent jobs, including:**

Nursing:	531
Therapy:	46
Radiology:	76
Pharmacy:	37
Pathology and Laboratory:	74
Dietary/Housekeeping/Maintenance:	137

Total Employee Payroll: \$139,863,000

Estimated State Income Taxes Paid by Employees: \$7,727,400

▪ **Purchased Services of \$56,211,000, including:**

Contracted Labor: \$18,190,000

Pharmaceutical Drugs: \$29,768,000

Dietary/Laundry/Housekeeping Supplies: \$4,354,000

Building Supplies: \$0

Utilities: \$3,899,000 including:

\$2,215,000 in Electric

\$885,000 in Oil & Gas

\$799,000 in Water/Sewage/Disposal

ANNUAL CONTRIBUTIONS AS A HEALTHCARE SAFETY NET

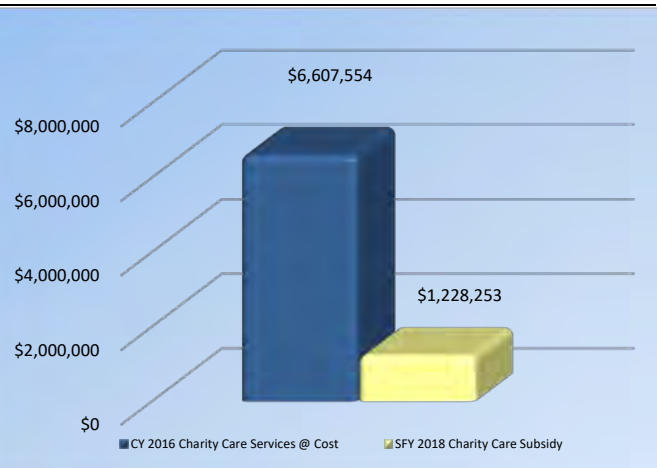
- Hospitals also give back to the community by serving as the primary source of medical services for the state's 688,000 uninsured, thus serving as the healthcare safety net for the most needy.
- In 2017, uninsured patients presented at Monmouth Medical Center on 10,161 occasions.
- New Jersey's general hospitals are predominantly not-for-profit entities — any excess revenue over expenses is returned to the community in the form of new medical technology, expanded hospital services, maintenance and expansion of physical infrastructure and the enhanced ability to hire and maintain skilled workforce.

ANNUAL TAXES

Monmouth Medical Center pays \$3,872,400 annually in taxes including:

- 0.53 Percent Assessment: \$2,188,300
- Adjusted Admissions Assessment: \$370,400
- Newborn Screening Fees: \$1,313,700
- Other assessments such as New Jersey Poison Information & Education System (NJPIES) and Maternal and Child Health Consortium Assessment
- In addition, hospitals support their local municipalities through voluntary, negotiated payments and in-kind contributions.

SFY 2019 CHARITY CARE SUBSIDY SHORTFALL



Monmouth Medical Center, Southern Campus

ANNUAL CONTRIBUTIONS TO THE LOCAL AND STATE ECONOMY

Total Expenditures: \$115,038,000

▪ **635 full-time equivalent jobs, including:**

Nursing:	216
Therapy:	27
Radiology:	34
Pharmacy:	16
Pathology and Laboratory:	23
Dietary/Housekeeping/Maintenance:	49
Total Employee Payroll:	\$46,062,000
Estimated State Income Taxes Paid by Employees:	\$2,544,900

▪ **Purchased Services of \$16,938,000, including:**

Contracted Labor: \$4,416,000
Pharmaceutical Drugs: \$9,616,000
Dietary/Laundry/Housekeeping Supplies: \$1,204,000
Building Supplies: \$0
Utilities: \$1,702,000 including:
\$960,000 in Electric
\$441,000 in Oil & Gas
\$301,000 in Water/Sewage/Disposal

ANNUAL CONTRIBUTIONS AS A HEALTHCARE SAFETY NET

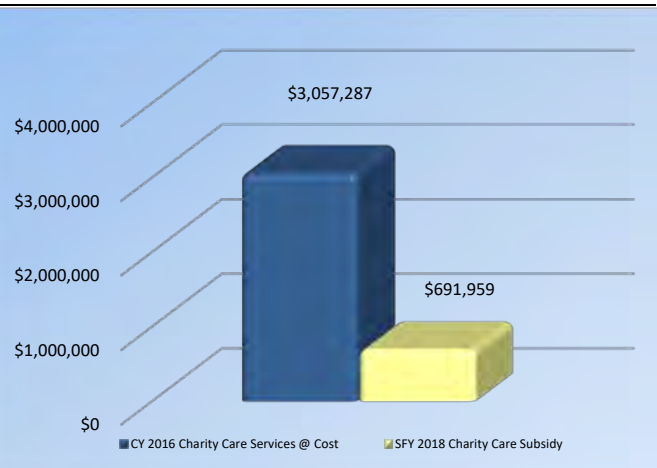
- Hospitals also give back to the community by serving as the primary source of medical services for the state's 688,000 uninsured, thus serving as the healthcare safety net for the most needy.
- In 2017, uninsured patients presented at Monmouth Medical Center, Southern Campus on 9,705 occasions.
- New Jersey's general hospitals are predominantly not-for-profit entities — any excess revenue over expenses is returned to the community in the form of new medical technology, expanded hospital services, maintenance and expansion of physical infrastructure and the enhanced ability to hire and maintain skilled workforce.

ANNUAL TAXES

Monmouth Medical Center, Southern Campus pays \$695,500 annually in taxes including:

- 0.53 Percent Assessment: \$598,900
- Adjusted Admissions Assessment: \$96,500
- Newborn Screening Fees: \$0
- Other assessments such as New Jersey Poison Information & Education System (NJPIES) and Maternal and Child Health Consortium Assessment
- In addition, hospitals support their local municipalities through voluntary, negotiated payments and in-kind contributions.

SFY 2019 CHARITY CARE SUBSIDY SHORTFALL



Morristown Medical Center

ANNUAL CONTRIBUTIONS TO THE LOCAL AND STATE ECONOMY

Total Expenditures: \$1,086,970,000

▪ **5,733 full-time equivalent jobs, including:**

Nursing:	1,420
Therapy:	258
Radiology:	282
Pharmacy:	116
Pathology and Laboratory:	294
Dietary/Housekeeping/Maintenance:	466
Total Employee Payroll:	\$432,976,000
Estimated State Income Taxes Paid by Employees:	\$23,921,900

▪ **Purchased Services of \$132,904,000, including:**

Contracted Labor: \$21,268,000
Pharmaceutical Drugs: \$92,303,000
Dietary/Laundry/Housekeeping Supplies: \$6,368,000
Building Supplies: \$1,310,000
Utilities: \$11,655,000 including:
\$7,064,000 in Electric
\$2,127,000 in Oil & Gas
\$2,464,000 in Water/Sewage/Disposal

ANNUAL CONTRIBUTIONS AS A HEALTHCARE SAFETY NET

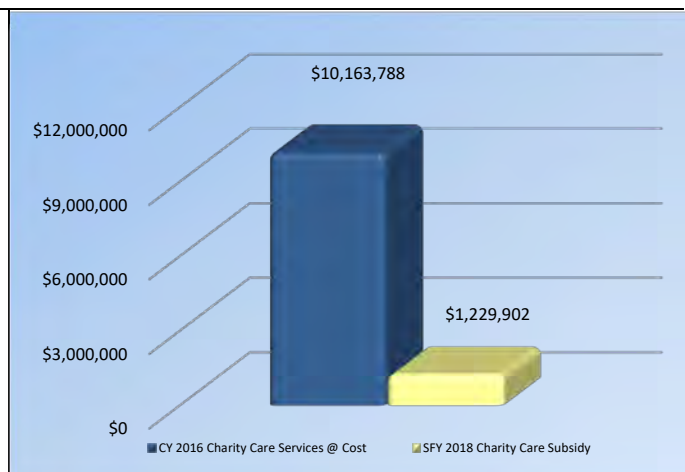
- Hospitals also give back to the community by serving as the primary source of medical services for the state's 688,000 uninsured, thus serving as the healthcare safety net for the most needy.
- In 2017, uninsured patients presented at Morristown Medical Center on 35,284 occasions.
- New Jersey's general hospitals are predominantly not-for-profit entities — any excess revenue over expenses is returned to the community in the form of new medical technology, expanded hospital services, maintenance and expansion of physical infrastructure and the enhanced ability to hire and maintain skilled workforce.

ANNUAL TAXES

Morristown Medical Center pays \$8,089,600 annually in taxes including:

- 0.53 Percent Assessment: \$6,717,900
- Adjusted Admissions Assessment: \$722,000
- Newborn Screening Fees: \$649,700
- Other assessments such as New Jersey Poison Information & Education System (NJPIES) and Maternal and Child Health Consortium Assessment
- In addition, hospitals support their local municipalities through voluntary, negotiated payments and in-kind contributions.

SFY 2019 CHARITY CARE SUBSIDY SHORTFALL



New Bridge Medical Center

ANNUAL CONTRIBUTIONS TO THE LOCAL AND STATE ECONOMY

Total Expenditures: \$256,263,000

▪ **1,768 full-time equivalent jobs, including:**

Nursing:	398
Therapy:	30
Radiology:	16
Pharmacy:	40
Pathology and Laboratory:	22
Dietary/Housekeeping/Maintenance:	230

Total Employee Payroll: \$107,293,000

Estimated State Income Taxes Paid by Employees: \$5,927,900

▪ **Purchased Services of \$35,081,000, including:**

Contracted Labor: \$12,878,000
Pharmaceutical Drugs: \$13,220,000
Dietary/Laundry/Housekeeping Supplies: \$5,118,000
Building Supplies: \$565,000
Utilities: \$3,300,000 including:
\$1,766,000 in Electric
\$879,000 in Oil & Gas
\$655,000 in Water/Sewage/Disposal

ANNUAL CONTRIBUTIONS AS A HEALTHCARE SAFETY NET

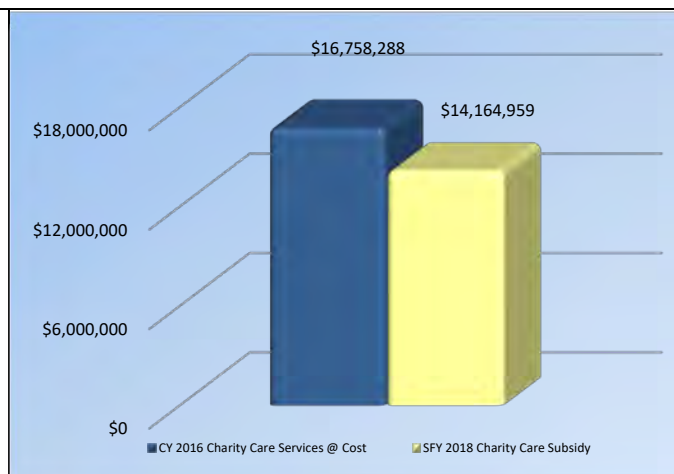
- Hospitals also give back to the community by serving as the primary source of medical services for the state's 688,000 uninsured, thus serving as the healthcare safety net for the most needy.
- In 2017, uninsured patients presented at New Bridge Medical Center on 46,071 occasions.
- New Jersey's general hospitals are predominantly not-for-profit entities — any excess revenue over expenses is returned to the community in the form of new medical technology, expanded hospital services, maintenance and expansion of physical infrastructure and the enhanced ability to hire and maintain skilled workforce.

ANNUAL TAXES

New Bridge Medical Center pays \$1,438,500 annually in taxes including:

- 0.53 Percent Assessment: \$1,262,400
- Adjusted Admissions Assessment: \$176,000
- Newborn Screening Fees: \$0
- Other assessments such as New Jersey Poison Information & Education System (NJPIES) and Maternal and Child Health Consortium Assessment
- In addition, hospitals support their local municipalities through voluntary, negotiated payments and in-kind contributions.

SFY 2019 CHARITY CARE SUBSIDY SHORTFALL



Newark Beth Israel Medical Center

ANNUAL CONTRIBUTIONS TO THE LOCAL AND STATE ECONOMY

Total Expenditures: \$604,841,000

▪ **2,934 full-time equivalent jobs, including:**

Nursing:	927
Therapy:	76
Radiology:	118
Pharmacy:	70
Pathology and Laboratory:	81
Dietary/Housekeeping/Maintenance:	191
Total Employee Payroll:	\$258,658,000
Estimated State Income Taxes Paid by Employees:	\$14,290,900

▪ **Purchased Services of \$85,386,000, including:**

Contracted Labor: \$30,280,000
Pharmaceutical Drugs: \$45,449,000
Dietary/Laundry/Housekeeping Supplies: \$5,133,000
Building Supplies: \$0
Utilities: \$4,524,000 including:
\$3,214,000 in Electric
\$776,000 in Oil & Gas
\$534,000 in Water/Sewage/Disposal

ANNUAL CONTRIBUTIONS AS A HEALTHCARE SAFETY NET

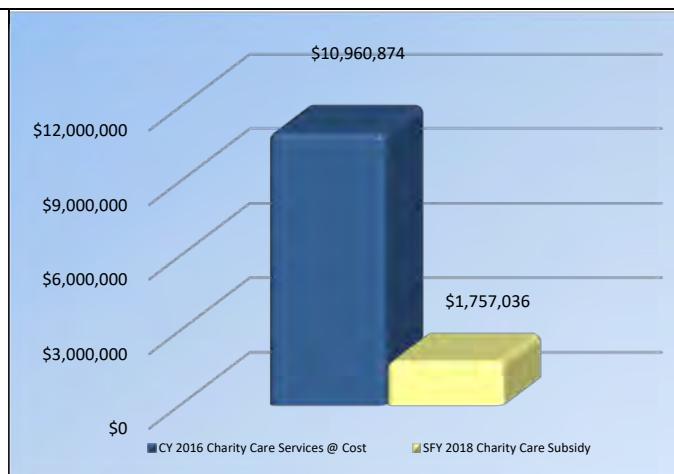
- Hospitals also give back to the community by serving as the primary source of medical services for the state's 688,000 uninsured, thus serving as the healthcare safety net for the most needy.
- In 2017, uninsured patients presented at Newark Beth Israel Medical Center on 31,672 occasions.
- New Jersey's general hospitals are predominantly not-for-profit entities — any excess revenue over expenses is returned to the community in the form of new medical technology, expanded hospital services, maintenance and expansion of physical infrastructure and the enhanced ability to hire and maintain skilled workforce.

ANNUAL TAXES

Newark Beth Israel Medical Center pays \$4,225,300 annually in taxes including:

- 0.53 Percent Assessment: \$3,392,800
- Adjusted Admissions Assessment: \$313,000
- Newborn Screening Fees: \$519,500
- Other assessments such as New Jersey Poison Information & Education System (NJPIES) and Maternal and Child Health Consortium Assessment
- In addition, hospitals support their local municipalities through voluntary, negotiated payments and in-kind contributions.

SFY 2019 CHARITY CARE SUBSIDY SHORTFALL



Newton Medical Center

ANNUAL CONTRIBUTIONS TO THE LOCAL AND STATE ECONOMY

Total Expenditures: \$156,085,000

▪ **994 full-time equivalent jobs, including:**

Nursing:	293
Therapy:	40
Radiology:	38
Pharmacy:	28
Pathology and Laboratory:	33
Dietary/Housekeeping/Maintenance:	94
Total Employee Payroll:	\$69,048,000
Estimated State Income Taxes Paid by Employees:	\$3,814,900

▪ **Purchased Services of \$16,790,000, including:**

Contracted Labor: \$2,771,000
Pharmaceutical Drugs: \$10,558,000
Dietary/Laundry/Housekeeping Supplies: \$1,222,000
Building Supplies: \$177,000
Utilities: \$2,062,000 including:
\$1,238,000 in Electric
\$347,000 in Oil & Gas
\$477,000 in Water/Sewage/Disposal

ANNUAL CONTRIBUTIONS AS A HEALTHCARE SAFETY NET

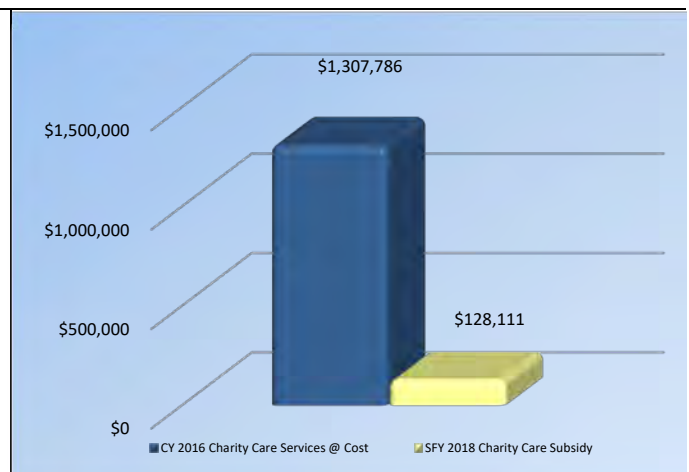
- Hospitals also give back to the community by serving as the primary source of medical services for the state's 688,000 uninsured, thus serving as the healthcare safety net for the most needy.
- In 2017, uninsured patients presented at Newton Medical Center on 4,654 occasions.
- New Jersey's general hospitals are predominantly not-for-profit entities — any excess revenue over expenses is returned to the community in the form of new medical technology, expanded hospital services, maintenance and expansion of physical infrastructure and the enhanced ability to hire and maintain skilled workforce.

ANNUAL TAXES

Newton Medical Center pays \$1,130,800 annually in taxes including:

- 0.53 Percent Assessment: \$879,900
- Adjusted Admissions Assessment: \$156,600
- Newborn Screening Fees: \$94,400
- Other assessments such as New Jersey Poison Information & Education System (NJPIES) and Maternal and Child Health Consortium Assessment
- In addition, hospitals support their local municipalities through voluntary, negotiated payments and in-kind contributions.

SFY 2019 CHARITY CARE SUBSIDY SHORTFALL



Our Lady of Lourdes Medical Center

ANNUAL CONTRIBUTIONS TO THE LOCAL AND STATE ECONOMY

Total Expenditures: \$339,598,000

▪ **1,465 full-time equivalent jobs, including:**

Nursing:	401
Therapy:	51
Radiology:	59
Pharmacy:	26
Pathology and Laboratory:	60
Dietary/Housekeeping/Maintenance:	130

Total Employee Payroll: \$110,090,000

Estimated State Income Taxes Paid by Employees: \$6,082,500

▪ **Purchased Services of \$28,837,000, including:**

Contracted Labor: \$14,109,000

Pharmaceutical Drugs: \$9,903,000

Dietary/Laundry/Housekeeping Supplies: \$1,196,000

Building Supplies: \$0

Utilities: \$3,629,000 including:

\$2,576,000 in Electric

\$578,000 in Oil & Gas

\$475,000 in Water/Sewage/Disposal

ANNUAL CONTRIBUTIONS AS A HEALTHCARE SAFETY NET

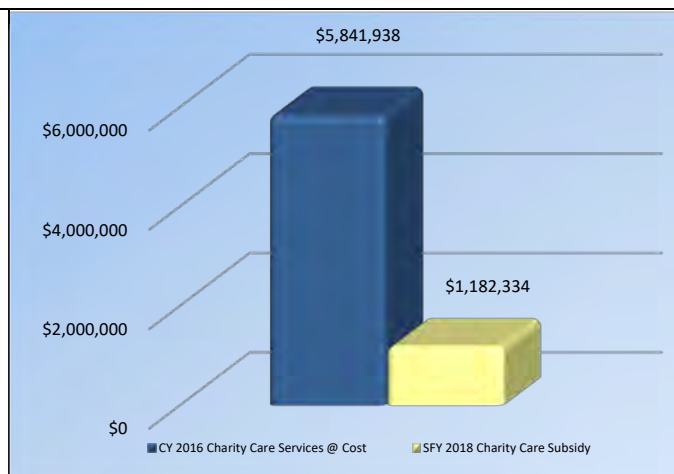
- Hospitals also give back to the community by serving as the primary source of medical services for the state's 688,000 uninsured, thus serving as the healthcare safety net for the most needy.
- In 2017, uninsured patients presented at Our Lady of Lourdes Medical Center on 32,685 occasions.
- New Jersey's general hospitals are predominantly not-for-profit entities — any excess revenue over expenses is returned to the community in the form of new medical technology, expanded hospital services, maintenance and expansion of physical infrastructure and the enhanced ability to hire and maintain skilled workforce.

ANNUAL TAXES

Our Lady of Lourdes Medical Center pays \$2,102,600 annually in taxes including:

- 0.53 Percent Assessment: \$1,778,200
- Adjusted Admissions Assessment: \$203,600
- Newborn Screening Fees: \$120,800
- Other assessments such as New Jersey Poison Information & Education System (NJPIES) and Maternal and Child Health Consortium Assessment
- In addition, hospitals support their local municipalities through voluntary, negotiated payments and in-kind contributions.

SFY 2019 CHARITY CARE SUBSIDY SHORTFALL



Overlook Medical Center

ANNUAL CONTRIBUTIONS TO THE LOCAL AND STATE ECONOMY

Total Expenditures: \$620,279,000

▪ **3,440 full-time equivalent jobs, including:**

Nursing:	760
Therapy:	98
Radiology:	183
Pharmacy:	71
Pathology and Laboratory:	58
Dietary/Housekeeping/Maintenance:	291
Total Employee Payroll:	\$266,659,000
Estimated State Income Taxes Paid by Employees:	\$14,732,900

▪ **Purchased Services of \$85,746,000, including:**

Contracted Labor: \$12,608,000
Pharmaceutical Drugs: \$63,841,000
Dietary/Laundry/Housekeeping Supplies: \$4,206,000
Building Supplies: \$619,000
Utilities: \$4,472,000 including:
\$2,321,000 in Electric
\$1,198,000 in Oil & Gas
\$953,000 in Water/Sewage/Disposal

ANNUAL CONTRIBUTIONS AS A HEALTHCARE SAFETY NET

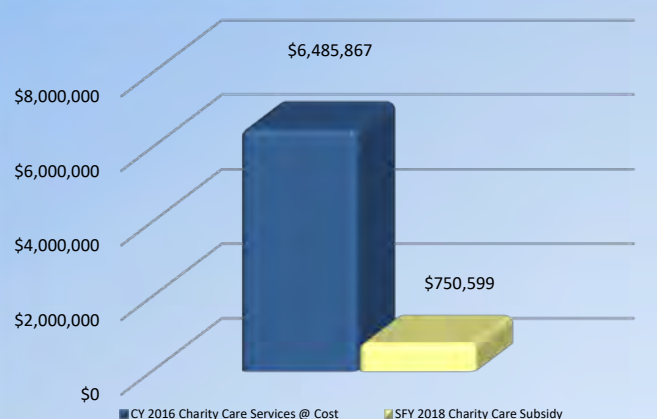
- Hospitals also give back to the community by serving as the primary source of medical services for the state's 688,000 uninsured, thus serving as the healthcare safety net for the most needy.
- In 2017, uninsured patients presented at Overlook Medical Center on 18,401 occasions.
- New Jersey's general hospitals are predominantly not-for-profit entities — any excess revenue over expenses is returned to the community in the form of new medical technology, expanded hospital services, maintenance and expansion of physical infrastructure and the enhanced ability to hire and maintain skilled workforce.

ANNUAL TAXES

Overlook Medical Center pays \$4,634,900 annually in taxes including:

- 0.53 Percent Assessment: \$3,764,500
- Adjusted Admissions Assessment: \$474,700
- Newborn Screening Fees: \$395,700
- Other assessments such as New Jersey Poison Information & Education System (NJPIES) and Maternal and Child Health Consortium Assessment
- In addition, hospitals support their local municipalities through voluntary, negotiated payments and in-kind contributions.

SFY 2019 CHARITY CARE SUBSIDY SHORTFALL



Penn Medicine Princeton Medical Center

ANNUAL CONTRIBUTIONS TO THE LOCAL AND STATE ECONOMY

Total Expenditures: \$357,700,000

▪ **1,685 full-time equivalent jobs, including:**

Nursing:	389
Therapy:	82
Radiology:	97
Pharmacy:	50
Pathology and Laboratory:	83
Dietary/Housekeeping/Maintenance:	136

Total Employee Payroll: \$122,293,000

Estimated State Income Taxes Paid by Employees: \$6,756,700

▪ **Purchased Services of \$52,789,000, including:**

Contracted Labor: \$25,925,000

Pharmaceutical Drugs: \$18,148,000

Dietary/Laundry/Housekeeping Supplies: \$4,181,000

Building Supplies: \$14,000

Utilities: \$4,521,000 including:

\$3,799,000 in Electric

\$33,000 in Oil & Gas

\$689,000 in Water/Sewage/Disposal

ANNUAL CONTRIBUTIONS AS A HEALTHCARE SAFETY NET

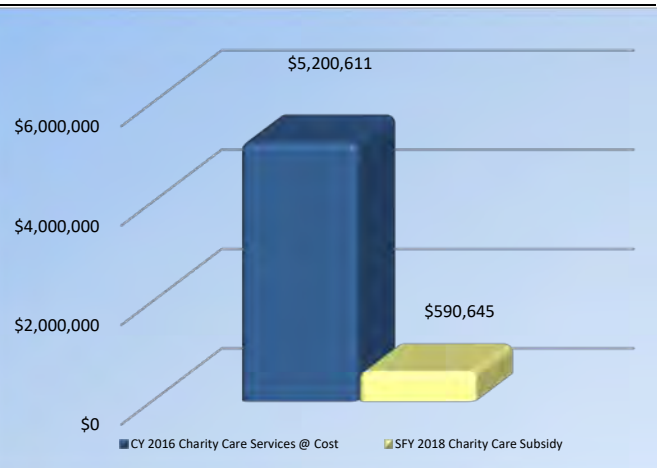
- Hospitals also give back to the community by serving as the primary source of medical services for the state's 688,000 uninsured, thus serving as the healthcare safety net for the most needy.
- In 2017, uninsured patients presented at Penn Medicine Princeton Medical Center on 17,625 occasions.
- New Jersey's general hospitals are predominantly not-for-profit entities — any excess revenue over expenses is returned to the community in the form of new medical technology, expanded hospital services, maintenance and expansion of physical infrastructure and the enhanced ability to hire and maintain skilled workforce.

ANNUAL TAXES

Penn Medicine Princeton Medical Center pays \$2,627,700 annually in taxes including:

- 0.53 Percent Assessment: \$1,935,900
- Adjusted Admissions Assessment: \$392,900
- Newborn Screening Fees: \$299,000
- Other assessments such as New Jersey Poison Information & Education System (NJPIES) and Maternal and Child Health Consortium Assessment
- In addition, hospitals support their local municipalities through voluntary, negotiated payments and in-kind contributions.

SFY 2019 CHARITY CARE SUBSIDY SHORTFALL



R.W.J. University Hospital

ANNUAL CONTRIBUTIONS TO THE LOCAL AND STATE ECONOMY

Total Expenditures: \$1,022,813,000

▪ **4,199 full-time equivalent jobs, including:**

Nursing:	1,549
Therapy:	148
Radiology:	134
Pharmacy:	105
Pathology and Laboratory:	199
Dietary/Housekeeping/Maintenance:	365
Total Employee Payroll:	\$337,128,000
Estimated State Income Taxes Paid by Employees:	\$18,626,300

▪ **Purchased Services of \$156,691,000, including:**

Contracted Labor: \$44,755,000
Pharmaceutical Drugs: \$96,536,000
Dietary/Laundry/Housekeeping Supplies: \$5,691,000
Building Supplies: \$530,000
Utilities: \$9,179,000 including:
\$6,889,000 in Electric
\$1,593,000 in Oil & Gas
\$697,000 in Water/Sewage/Disposal

ANNUAL CONTRIBUTIONS AS A HEALTHCARE SAFETY NET

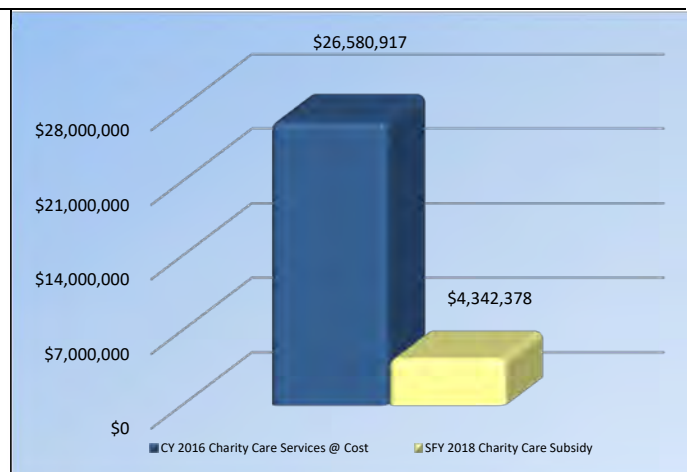
- Hospitals also give back to the community by serving as the primary source of medical services for the state's 688,000 uninsured, thus serving as the healthcare safety net for the most needy.
- In 2017, uninsured patients presented at R.W.J. University Hospital on 34,956 occasions.
- New Jersey's general hospitals are predominantly not-for-profit entities — any excess revenue over expenses is returned to the community in the form of new medical technology, expanded hospital services, maintenance and expansion of physical infrastructure and the enhanced ability to hire and maintain skilled workforce.

ANNUAL TAXES

R.W.J. University Hospital pays \$6,134,000 annually in taxes including:

- 0.53 Percent Assessment: \$5,262,200
- Adjusted Admissions Assessment: \$531,900
- Newborn Screening Fees: \$339,900
- Other assessments such as New Jersey Poison Information & Education System (NJPIES) and Maternal and Child Health Consortium Assessment
- In addition, hospitals support their local municipalities through voluntary, negotiated payments and in-kind contributions.

SFY 2019 CHARITY CARE SUBSIDY SHORTFALL



R.W.J. University Hospital Hamilton

ANNUAL CONTRIBUTIONS TO THE LOCAL AND STATE ECONOMY

Total Expenditures: \$189,415,000

▪ **882 full-time equivalent jobs, including:**

Nursing:	274
Therapy:	79
Radiology:	92
Pharmacy:	31
Pathology and Laboratory:	52
Dietary/Housekeeping/Maintenance:	17
Total Employee Payroll:	\$64,182,000
Estimated State Income Taxes Paid by Employees:	\$3,546,100

▪ **Purchased Services of \$38,890,000, including:**

Contracted Labor: \$17,049,000
Pharmaceutical Drugs: \$16,832,000
Dietary/Laundry/Housekeeping Supplies: \$1,683,000
Building Supplies: \$462,000
Utilities: \$2,864,000 including:
\$2,229,000 in Electric
\$173,000 in Oil & Gas
\$462,000 in Water/Sewage/Disposal

ANNUAL CONTRIBUTIONS AS A HEALTHCARE SAFETY NET

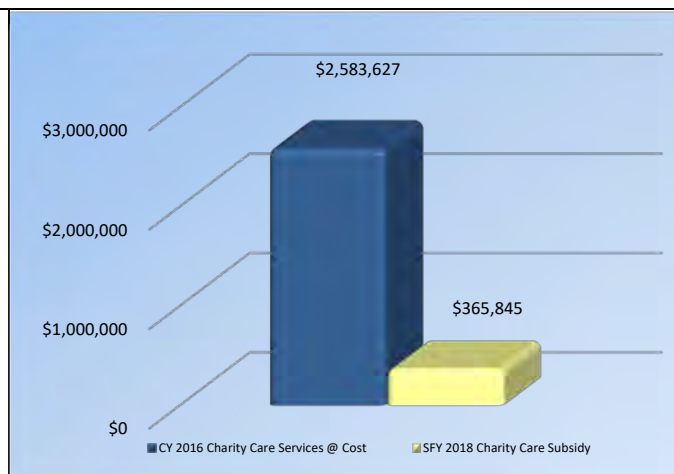
- Hospitals also give back to the community by serving as the primary source of medical services for the state's 688,000 uninsured, thus serving as the healthcare safety net for the most needy.
- In 2017, uninsured patients presented at R.W.J. University Hospital Hamilton on 6,887 occasions.
- New Jersey's general hospitals are predominantly not-for-profit entities — any excess revenue over expenses is returned to the community in the form of new medical technology, expanded hospital services, maintenance and expansion of physical infrastructure and the enhanced ability to hire and maintain skilled workforce.

ANNUAL TAXES

R.W.J. University Hospital Hamilton pays \$1,159,100 annually in taxes including:

- 0.53 Percent Assessment: \$1,006,300
- Adjusted Admissions Assessment: \$152,800
- Newborn Screening Fees: \$0
- Other assessments such as New Jersey Poison Information & Education System (NJPIES) and Maternal and Child Health Consortium Assessment
- In addition, hospitals support their local municipalities through voluntary, negotiated payments and in-kind contributions.

SFY 2019 CHARITY CARE SUBSIDY SHORTFALL



R.W.J. University Hospital Rahway

ANNUAL CONTRIBUTIONS TO THE LOCAL AND STATE ECONOMY

Total Expenditures: \$114,607,000

▪ **644 full-time equivalent jobs, including:**

Nursing:	183
Therapy:	54
Radiology:	41
Pharmacy:	20
Pathology and Laboratory:	36
Dietary/Housekeeping/Maintenance:	94

Total Employee Payroll: \$44,265,000

Estimated State Income Taxes Paid by Employees: \$2,445,600

▪ **Purchased Services of \$19,800,000, including:**

Contracted Labor: \$9,382,000
Pharmaceutical Drugs: \$7,381,000
Dietary/Laundry/Housekeeping Supplies: \$1,506,000
Building Supplies: \$379,000
Utilities: \$1,152,000 including:
\$771,000 in Electric
\$279,000 in Oil & Gas
\$102,000 in Water/Sewage/Disposal

ANNUAL CONTRIBUTIONS AS A HEALTHCARE SAFETY NET

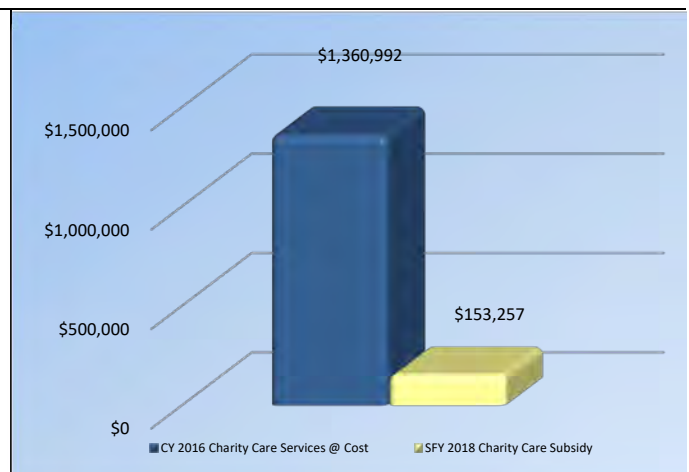
- Hospitals also give back to the community by serving as the primary source of medical services for the state's 688,000 uninsured, thus serving as the healthcare safety net for the most needy.
- In 2017, uninsured patients presented at R.W.J. University Hospital Rahway on 6,152 occasions.
- New Jersey's general hospitals are predominantly not-for-profit entities — any excess revenue over expenses is returned to the community in the form of new medical technology, expanded hospital services, maintenance and expansion of physical infrastructure and the enhanced ability to hire and maintain skilled workforce.

ANNUAL TAXES

R.W.J. University Hospital Rahway pays \$722,100 annually in taxes including:

- 0.53 Percent Assessment: \$644,100
- Adjusted Admissions Assessment: \$78,000
- Newborn Screening Fees: \$0
- Other assessments such as New Jersey Poison Information & Education System (NJPIES) and Maternal and Child Health Consortium Assessment
- In addition, hospitals support their local municipalities through voluntary, negotiated payments and in-kind contributions.

SFY 2019 CHARITY CARE SUBSIDY SHORTFALL



R.W.J. University Hospital Somerset

ANNUAL CONTRIBUTIONS TO THE LOCAL AND STATE ECONOMY

Total Expenditures: \$267,135,000

▪ **1,496 full-time equivalent jobs, including:**

Nursing:	479
Therapy:	106
Radiology:	86
Pharmacy:	33
Pathology and Laboratory:	91
Dietary/Housekeeping/Maintenance:	144
Total Employee Payroll:	\$107,939,000
Estimated State Income Taxes Paid by Employees:	\$5,963,600

▪ **Purchased Services of \$28,842,000, including:**

Contracted Labor: \$11,435,000
Pharmaceutical Drugs: \$13,030,000
Dietary/Laundry/Housekeeping Supplies: \$2,924,000
Building Supplies: \$823,000
Utilities: \$630,000 including:
\$439,000 in Electric
\$166,000 in Oil & Gas
\$25,000 in Water/Sewage/Disposal

ANNUAL CONTRIBUTIONS AS A HEALTHCARE SAFETY NET

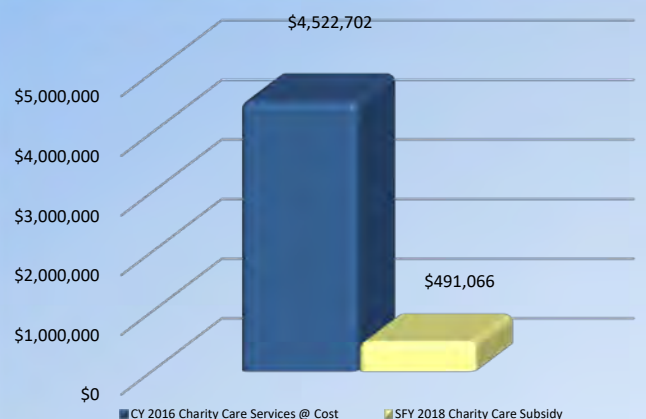
- Hospitals also give back to the community by serving as the primary source of medical services for the state's 688,000 uninsured, thus serving as the healthcare safety net for the most needy.
- In 2017, uninsured patients presented at R.W.J. University Hospital Somerset on 9,697 occasions.
- New Jersey's general hospitals are predominantly not-for-profit entities — any excess revenue over expenses is returned to the community in the form of new medical technology, expanded hospital services, maintenance and expansion of physical infrastructure and the enhanced ability to hire and maintain skilled workforce.

ANNUAL TAXES

R.W.J. University Hospital Somerset pays \$1,871,900 annually in taxes including:

- 0.53 Percent Assessment: \$1,485,300
- Adjusted Admissions Assessment: \$264,300
- Newborn Screening Fees: \$122,400
- Other assessments such as New Jersey Poison Information & Education System (NJPIES) and Maternal and Child Health Consortium Assessment
- In addition, hospitals support their local municipalities through voluntary, negotiated payments and in-kind contributions.

SFY 2019 CHARITY CARE SUBSIDY SHORTFALL



Saint Barnabas Medical Center

ANNUAL CONTRIBUTIONS TO THE LOCAL AND STATE ECONOMY

Total Expenditures: \$748,827,000

▪ **2,978 full-time equivalent jobs, including:**

Nursing:	949
Therapy:	148
Radiology:	152
Pharmacy:	82
Pathology and Laboratory:	134
Dietary/Housekeeping/Maintenance:	0

Total Employee Payroll: \$260,801,000

Estimated State Income Taxes Paid by Employees: \$14,409,300

▪ **Purchased Services of \$139,464,000, including:**

Contracted Labor: \$63,194,000
Pharmaceutical Drugs: \$66,515,000
Dietary/Laundry/Housekeeping Supplies: \$3,398,000
Building Supplies: \$0
Utilities: \$6,357,000 including:
\$4,348,000 in Electric
\$1,008,000 in Oil & Gas
\$1,001,000 in Water/Sewage/Disposal

ANNUAL CONTRIBUTIONS AS A HEALTHCARE SAFETY NET

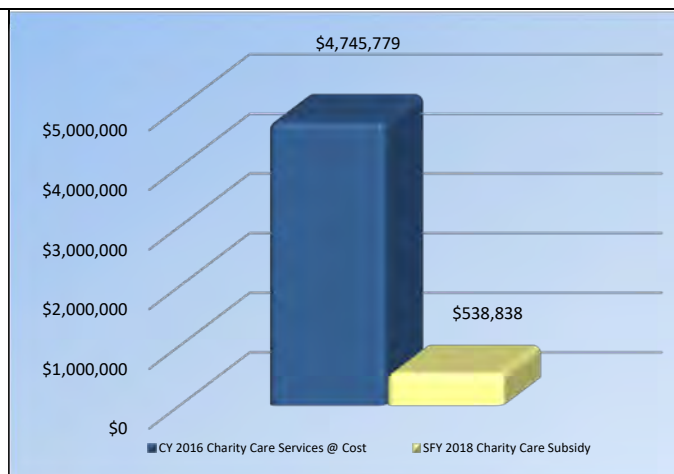
- Hospitals also give back to the community by serving as the primary source of medical services for the state's 688,000 uninsured, thus serving as the healthcare safety net for the most needy.
- In 2017, uninsured patients presented at Saint Barnabas Medical Center on 32,434 occasions.
- New Jersey's general hospitals are predominantly not-for-profit entities — any excess revenue over expenses is returned to the community in the form of new medical technology, expanded hospital services, maintenance and expansion of physical infrastructure and the enhanced ability to hire and maintain skilled workforce.

ANNUAL TAXES

Saint Barnabas Medical Center pays \$5,793,000 annually in taxes including:

- 0.53 Percent Assessment: \$4,440,100
- Adjusted Admissions Assessment: \$490,800
- Newborn Screening Fees: \$862,100
- Other assessments such as New Jersey Poison Information & Education System (NJPIES) and Maternal and Child Health Consortium Assessment
- In addition, hospitals support their local municipalities through voluntary, negotiated payments and in-kind contributions.

SFY 2019 CHARITY CARE SUBSIDY SHORTFALL



Saint Clare's Hospital/Denville

ANNUAL CONTRIBUTIONS TO THE LOCAL AND STATE ECONOMY

Total Expenditures: \$168,473,000

▪ **1,045 full-time equivalent jobs, including:**

Nursing:	296
Therapy:	32
Radiology:	66
Pharmacy:	29
Pathology and Laboratory:	43
Dietary/Housekeeping/Maintenance:	112
Total Employee Payroll:	\$70,457,000
Estimated State Income Taxes Paid by Employees:	\$3,892,700

▪ **Purchased Services of \$13,136,000, including:**

Contracted Labor: \$3,448,000
Pharmaceutical Drugs: \$5,336,000
Dietary/Laundry/Housekeeping Supplies: \$1,331,000
Building Supplies: \$86,000
Utilities: \$2,935,000 including:
\$1,833,000 in Electric
\$750,000 in Oil & Gas
\$352,000 in Water/Sewage/Disposal

ANNUAL CONTRIBUTIONS AS A HEALTHCARE SAFETY NET

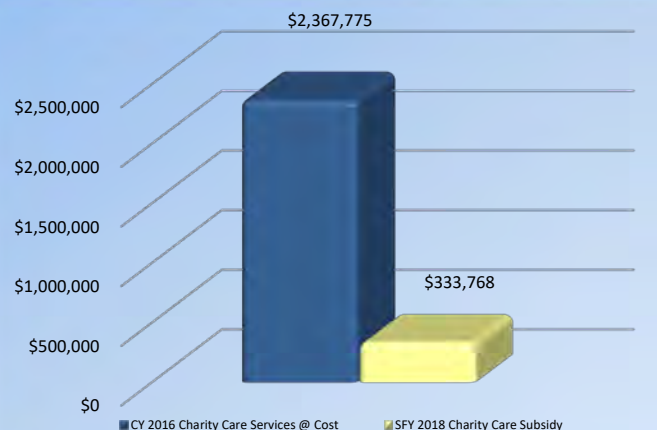
- Hospitals also give back to the community by serving as the primary source of medical services for the state's 688,000 uninsured, thus serving as the healthcare safety net for the most needy.
- In 2017, uninsured patients presented at Saint Clare's Hospital/Denville on 2,937 occasions.
- New Jersey's general hospitals are predominantly not-for-profit entities — any excess revenue over expenses is returned to the community in the form of new medical technology, expanded hospital services, maintenance and expansion of physical infrastructure and the enhanced ability to hire and maintain skilled workforce.

ANNUAL TAXES

Saint Clare's Hospital/Denville pays \$1,538,000 annually in taxes including:

- 0.53 Percent Assessment: \$1,200,300
- Adjusted Admissions Assessment: \$175,200
- Newborn Screening Fees: \$162,500
- Other assessments such as New Jersey Poison Information & Education System (NJPIES) and Maternal and Child Health Consortium Assessment
- In addition, hospitals support their local municipalities through voluntary, negotiated payments and in-kind contributions.

SFY 2019 CHARITY CARE SUBSIDY SHORTFALL



Saint Clare's Hospital/Dover

ANNUAL CONTRIBUTIONS TO THE LOCAL AND STATE ECONOMY

Total Expenditures: \$75,274,000

▪ **474 full-time equivalent jobs, including:**

Nursing:	93
Therapy:	21
Radiology:	30
Pharmacy:	7
Pathology and Laboratory:	10
Dietary/Housekeeping/Maintenance:	73
Total Employee Payroll:	\$31,162,000
Estimated State Income Taxes Paid by Employees:	\$1,721,700

▪ **Purchased Services of \$5,379,000, including:**

Contracted Labor: \$1,173,000
Pharmaceutical Drugs: \$1,567,000
Dietary/Laundry/Housekeeping Supplies: \$763,000
Building Supplies: \$1,000
Utilities: \$1,875,000 including:
\$1,156,000 in Electric
\$425,000 in Oil & Gas
\$294,000 in Water/Sewage/Disposal

ANNUAL CONTRIBUTIONS AS A HEALTHCARE SAFETY NET

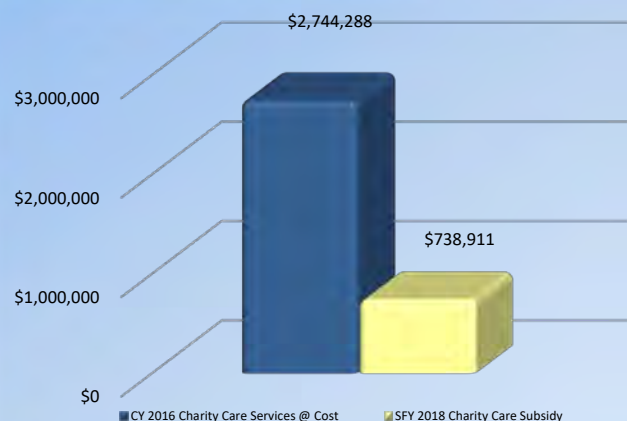
- Hospitals also give back to the community by serving as the primary source of medical services for the state's 688,000 uninsured, thus serving as the healthcare safety net for the most needy.
- In 2017, uninsured patients presented at Saint Clare's Hospital/Dover on 6,639 occasions.
- New Jersey's general hospitals are predominantly not-for-profit entities — any excess revenue over expenses is returned to the community in the form of new medical technology, expanded hospital services, maintenance and expansion of physical infrastructure and the enhanced ability to hire and maintain skilled workforce.

ANNUAL TAXES

Saint Clare's Hospital/Dover pays \$480,300 annually in taxes including:

- 0.53 Percent Assessment: \$404,200
- Adjusted Admissions Assessment: \$76,200
- Newborn Screening Fees: \$0
- Other assessments such as New Jersey Poison Information & Education System (NJPIES) and Maternal and Child Health Consortium Assessment
- In addition, hospitals support their local municipalities through voluntary, negotiated payments and in-kind contributions.

SFY 2019 CHARITY CARE SUBSIDY SHORTFALL



Saint Michael's Medical Center

ANNUAL CONTRIBUTIONS TO THE LOCAL AND STATE ECONOMY

Total Expenditures: \$185,192,000

▪ **996 full-time equivalent jobs, including:**

Nursing:	221
Therapy:	27
Radiology:	58
Pharmacy:	19
Pathology and Laboratory:	45
Dietary/Housekeeping/Maintenance:	131
Total Employee Payroll:	\$67,812,000
Estimated State Income Taxes Paid by Employees:	\$3,746,600

▪ **Purchased Services of \$26,968,000, including:**

Contracted Labor: \$7,215,000
Pharmaceutical Drugs: \$12,283,000
Dietary/Laundry/Housekeeping Supplies: \$1,912,000
Building Supplies: \$474,000
Utilities: \$5,084,000 including:
\$2,891,000 in Electric
\$936,000 in Oil & Gas
\$1,257,000 in Water/Sewage/Disposal

ANNUAL CONTRIBUTIONS AS A HEALTHCARE SAFETY NET

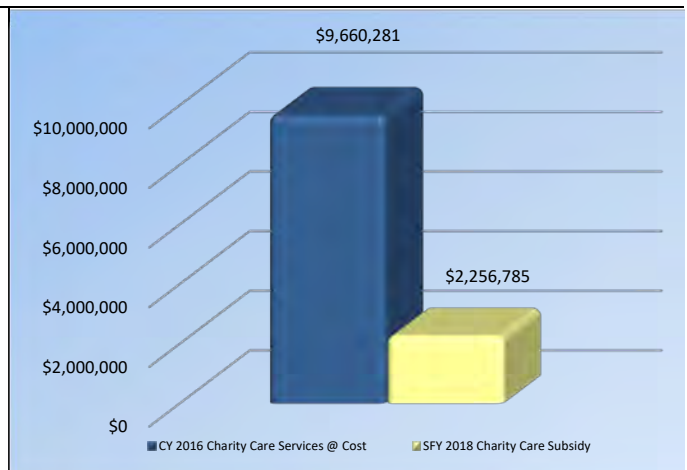
- Hospitals also give back to the community by serving as the primary source of medical services for the state's 688,000 uninsured, thus serving as the healthcare safety net for the most needy.
- In 2017, uninsured patients presented at Saint Michael's Medical Center on 30,611 occasions.
- New Jersey's general hospitals are predominantly not-for-profit entities — any excess revenue over expenses is returned to the community in the form of new medical technology, expanded hospital services, maintenance and expansion of physical infrastructure and the enhanced ability to hire and maintain skilled workforce.

ANNUAL TAXES

Saint Michael's Medical Center pays \$1,058,600 annually in taxes including:

- 0.53 Percent Assessment: \$911,900
- Adjusted Admissions Assessment: \$146,700
- Newborn Screening Fees: \$0
- Other assessments such as New Jersey Poison Information & Education System (NJPIES) and Maternal and Child Health Consortium Assessment
- In addition, hospitals support their local municipalities through voluntary, negotiated payments and in-kind contributions.

SFY 2019 CHARITY CARE SUBSIDY SHORTFALL



Saint Peter's University Hospital

ANNUAL CONTRIBUTIONS TO THE LOCAL AND STATE ECONOMY

Total Expenditures: \$478,877,000

▪ **3,342 full-time equivalent jobs, including:**

Nursing:	686
Therapy:	373
Radiology:	115
Pharmacy:	54
Pathology and Laboratory:	85
Dietary/Housekeeping/Maintenance:	273
Total Employee Payroll:	\$223,520,000
Estimated State Income Taxes Paid by Employees:	\$12,349,500

▪ **Purchased Services of \$56,653,000, including:**

Contracted Labor: \$30,632,000
Pharmaceutical Drugs: \$16,382,000
Dietary/Laundry/Housekeeping Supplies: \$3,468,000
Building Supplies: \$805,000
Utilities: \$5,366,000 including:
\$2,804,000 in Electric
\$1,173,000 in Oil & Gas
\$1,421,000 in Water/Sewage/Disposal

ANNUAL CONTRIBUTIONS AS A HEALTHCARE SAFETY NET

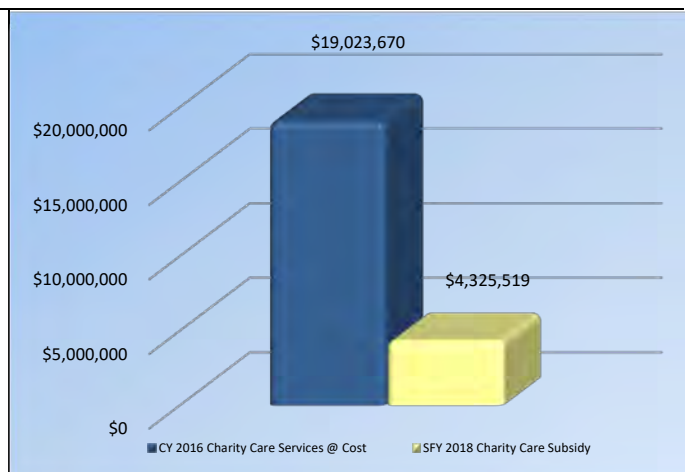
- Hospitals also give back to the community by serving as the primary source of medical services for the state's 688,000 uninsured, thus serving as the healthcare safety net for the most needy.
- In 2017, uninsured patients presented at Saint Peter's University Hospital on 30,809 occasions.
- New Jersey's general hospitals are predominantly not-for-profit entities — any excess revenue over expenses is returned to the community in the form of new medical technology, expanded hospital services, maintenance and expansion of physical infrastructure and the enhanced ability to hire and maintain skilled workforce.

ANNUAL TAXES

Saint Peter's University Hospital pays \$3,618,000 annually in taxes including:

- 0.53 Percent Assessment: \$2,499,100
- Adjusted Admissions Assessment: \$395,300
- Newborn Screening Fees: \$723,600
- Other assessments such as New Jersey Poison Information & Education System (NJPIES) and Maternal and Child Health Consortium Assessment
- In addition, hospitals support their local municipalities through voluntary, negotiated payments and in-kind contributions.

SFY 2019 CHARITY CARE SUBSIDY SHORTFALL



Shore Medical Center

ANNUAL CONTRIBUTIONS TO THE LOCAL AND STATE ECONOMY

Total Expenditures: \$174,385,000

▪ **856 full-time equivalent jobs, including:**

Nursing:	263
Therapy:	25
Radiology:	50
Pharmacy:	26
Pathology and Laboratory:	46
Dietary/Housekeeping/Maintenance:	29
Total Employee Payroll:	\$65,201,000
Estimated State Income Taxes Paid by Employees:	\$3,602,400

▪ **Purchased Services of \$42,549,000, including:**

Contracted Labor: \$27,916,000
Pharmaceutical Drugs: \$10,956,000
Dietary/Laundry/Housekeeping Supplies: \$380,000
Building Supplies: \$359,000
Utilities: \$2,938,000 including:
\$2,053,000 in Electric
\$580,000 in Oil & Gas
\$305,000 in Water/Sewage/Disposal

ANNUAL CONTRIBUTIONS AS A HEALTHCARE SAFETY NET

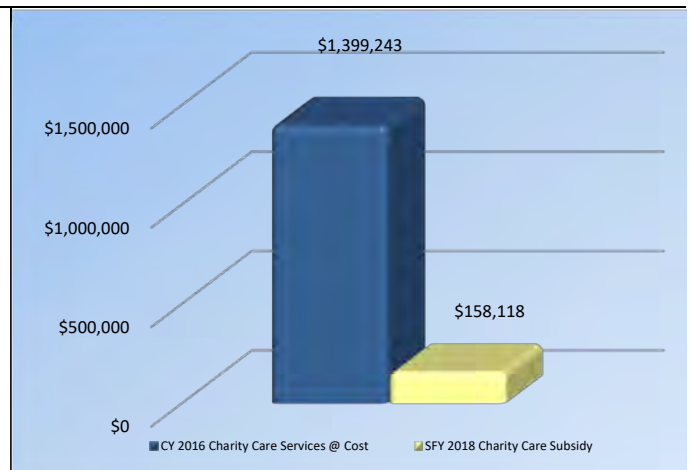
- Hospitals also give back to the community by serving as the primary source of medical services for the state's 688,000 uninsured, thus serving as the healthcare safety net for the most needy.
- In 2017, uninsured patients presented at Shore Medical Center on 4,414 occasions.
- New Jersey's general hospitals are predominantly not-for-profit entities — any excess revenue over expenses is returned to the community in the form of new medical technology, expanded hospital services, maintenance and expansion of physical infrastructure and the enhanced ability to hire and maintain skilled workforce.

ANNUAL TAXES

Shore Medical Center pays \$1,330,400 annually in taxes including:

- 0.53 Percent Assessment: \$981,500
- Adjusted Admissions Assessment: \$185,800
- Newborn Screening Fees: \$163,200
- Other assessments such as New Jersey Poison Information & Education System (NJPIES) and Maternal and Child Health Consortium Assessment
- In addition, hospitals support their local municipalities through voluntary, negotiated payments and in-kind contributions.

SFY 2019 CHARITY CARE SUBSIDY SHORTFALL



St. Francis Medical Center

ANNUAL CONTRIBUTIONS TO THE LOCAL AND STATE ECONOMY

Total Expenditures: \$164,491,000

▪ **697 full-time equivalent jobs, including:**

Nursing:	197
Therapy:	55
Radiology:	12
Pharmacy:	13
Pathology and Laboratory:	25
Dietary/Housekeeping/Maintenance:	73
Total Employee Payroll:	\$45,154,000
Estimated State Income Taxes Paid by Employees:	\$2,494,800

▪ **Purchased Services of \$14,991,000, including:**

Contracted Labor: \$10,225,000
Pharmaceutical Drugs: \$1,191,000
Dietary/Laundry/Housekeeping Supplies: \$915,000
Building Supplies: \$284,000
Utilities: \$2,376,000 including:
\$1,370,000 in Electric
\$447,000 in Oil & Gas
\$559,000 in Water/Sewage/Disposal

ANNUAL CONTRIBUTIONS AS A HEALTHCARE SAFETY NET

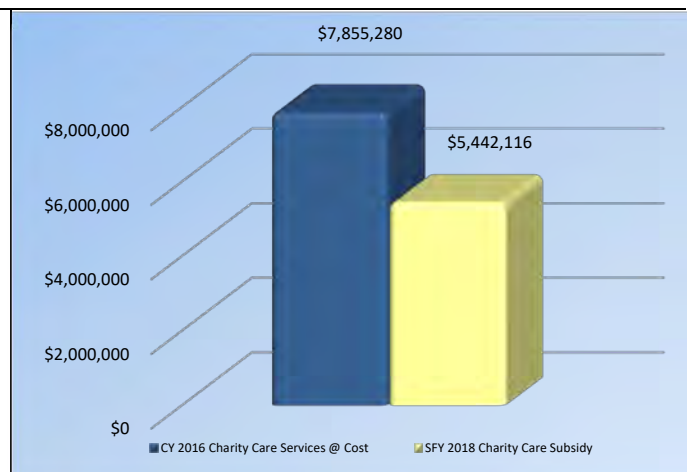
- Hospitals also give back to the community by serving as the primary source of medical services for the state's 688,000 uninsured, thus serving as the healthcare safety net for the most needy.
- In 2017, uninsured patients presented at St. Francis Medical Center on 18,501 occasions.
- New Jersey's general hospitals are predominantly not-for-profit entities — any excess revenue over expenses is returned to the community in the form of new medical technology, expanded hospital services, maintenance and expansion of physical infrastructure and the enhanced ability to hire and maintain skilled workforce.

ANNUAL TAXES

St. Francis Medical Center pays \$724,100 annually in taxes including:

- 0.53 Percent Assessment: \$642,200
- Adjusted Admissions Assessment: \$81,900
- Newborn Screening Fees: \$0
- Other assessments such as New Jersey Poison Information & Education System (NJPIES) and Maternal and Child Health Consortium Assessment
- In addition, hospitals support their local municipalities through voluntary, negotiated payments and in-kind contributions.

SFY 2019 CHARITY CARE SUBSIDY SHORTFALL



St. Joseph's Regional Medical Center

ANNUAL CONTRIBUTIONS TO THE LOCAL AND STATE ECONOMY

Total Expenditures: \$758,455,000

▪ **4,001 full-time equivalent jobs, including:**

Nursing:	976
Therapy:	131
Radiology:	176
Pharmacy:	97
Pathology and Laboratory:	110
Dietary/Housekeeping/Maintenance:	265
Total Employee Payroll:	\$329,601,000
Estimated State Income Taxes Paid by Employees:	\$18,210,500

▪ **Purchased Services of \$108,308,000, including:**

Contracted Labor: \$70,616,000
Pharmaceutical Drugs: \$27,552,000
Dietary/Laundry/Housekeeping Supplies: \$2,558,000
Building Supplies: \$936,000
Utilities: \$6,646,000 including:
\$3,815,000 in Electric
\$1,107,000 in Oil & Gas
\$1,724,000 in Water/Sewage/Disposal

ANNUAL CONTRIBUTIONS AS A HEALTHCARE SAFETY NET

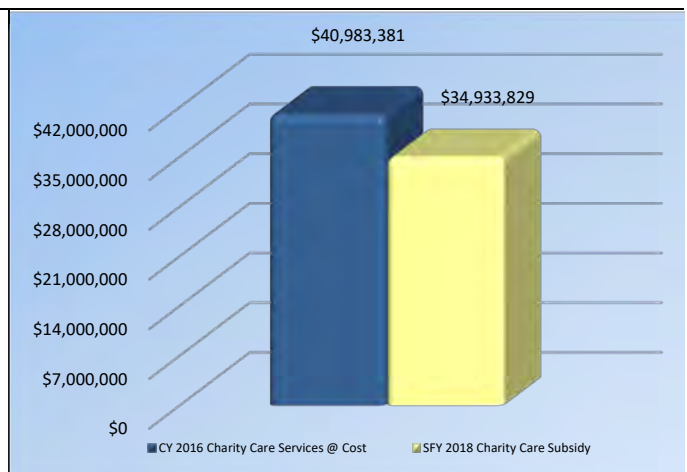
- Hospitals also give back to the community by serving as the primary source of medical services for the state's 688,000 uninsured, thus serving as the healthcare safety net for the most needy.
- In 2017, uninsured patients presented at St. Joseph's Regional Medical Center on 110,606 occasions.
- New Jersey's general hospitals are predominantly not-for-profit entities — any excess revenue over expenses is returned to the community in the form of new medical technology, expanded hospital services, maintenance and expansion of physical infrastructure and the enhanced ability to hire and maintain skilled workforce.

ANNUAL TAXES

St. Joseph's Regional Medical Center pays \$4,820,400 annually in taxes including:

- 0.53 Percent Assessment: \$3,947,300
- Adjusted Admissions Assessment: \$411,000
- Newborn Screening Fees: \$462,200
- Other assessments such as New Jersey Poison Information & Education System (NJPIES) and Maternal and Child Health Consortium Assessment
- In addition, hospitals support their local municipalities through voluntary, negotiated payments and in-kind contributions.

SFY 2019 CHARITY CARE SUBSIDY SHORTFALL



St. Joseph's Wayne Hospital

ANNUAL CONTRIBUTIONS TO THE LOCAL AND STATE ECONOMY

Total Expenditures: \$103,654,000

▪ **535 full-time equivalent jobs, including:**

Nursing:	160
Therapy:	35
Radiology:	45
Pharmacy:	17
Pathology and Laboratory:	17
Dietary/Housekeeping/Maintenance:	84

Total Employee Payroll: \$43,756,000

Estimated State Income Taxes Paid by Employees: \$2,417,500

▪ **Purchased Services of \$18,289,000, including:**

Contracted Labor: \$11,685,000
Pharmaceutical Drugs: \$4,617,000
Dietary/Laundry/Housekeeping Supplies: \$675,000
Building Supplies: \$132,000
Utilities: \$1,180,000 including:
\$822,000 in Electric
\$206,000 in Oil & Gas
\$152,000 in Water/Sewage/Disposal

ANNUAL CONTRIBUTIONS AS A HEALTHCARE SAFETY NET

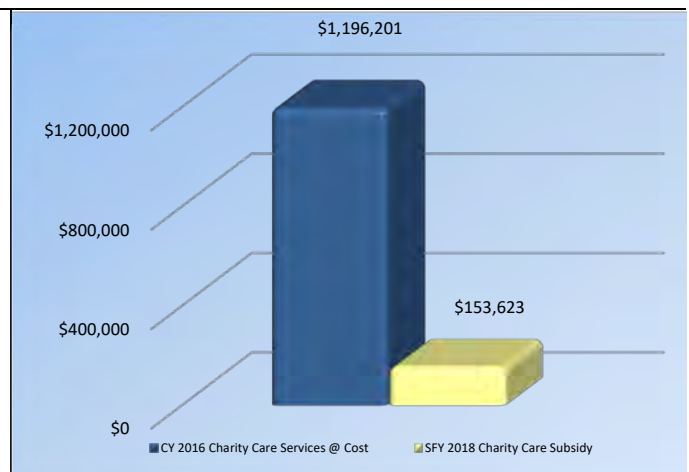
- Hospitals also give back to the community by serving as the primary source of medical services for the state's 688,000 uninsured, thus serving as the healthcare safety net for the most needy.
- In 2017, uninsured patients presented at St. Joseph's Wayne Hospital on 3,514 occasions.
- New Jersey's general hospitals are predominantly not-for-profit entities — any excess revenue over expenses is returned to the community in the form of new medical technology, expanded hospital services, maintenance and expansion of physical infrastructure and the enhanced ability to hire and maintain skilled workforce.

ANNUAL TAXES

St. Joseph's Wayne Hospital pays \$712,400 annually in taxes including:

- 0.53 Percent Assessment: \$604,500
- Adjusted Admissions Assessment: \$108,000
- Newborn Screening Fees: \$0
- Other assessments such as New Jersey Poison Information & Education System (NJPIES) and Maternal and Child Health Consortium Assessment
- In addition, hospitals support their local municipalities through voluntary, negotiated payments and in-kind contributions.

SFY 2019 CHARITY CARE SUBSIDY SHORTFALL



St. Luke's Warren Campus

ANNUAL CONTRIBUTIONS TO THE LOCAL AND STATE ECONOMY

Total Expenditures: \$103,813,000

▪ **683 full-time equivalent jobs, including:**

Nursing:	132
Therapy:	51
Radiology:	45
Pharmacy:	15
Pathology and Laboratory:	30
Dietary/Housekeeping/Maintenance:	71
Total Employee Payroll:	\$44,675,000
Estimated State Income Taxes Paid by Employees:	\$2,468,300

▪ **Purchased Services of \$14,363,000, including:**

Contracted Labor: \$3,515,000
Pharmaceutical Drugs: \$8,323,000
Dietary/Laundry/Housekeeping Supplies: \$667,000
Building Supplies: \$170,000
Utilities: \$1,688,000 including:
\$1,074,000 in Electric
\$284,000 in Oil & Gas
\$330,000 in Water/Sewage/Disposal

ANNUAL CONTRIBUTIONS AS A HEALTHCARE SAFETY NET

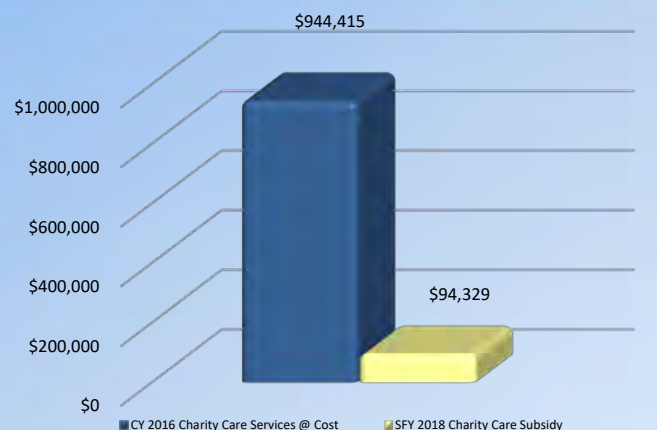
- Hospitals also give back to the community by serving as the primary source of medical services for the state's 688,000 uninsured, thus serving as the healthcare safety net for the most needy.
- In 2017, uninsured patients presented at St. Luke's Warren Campus on 4,247 occasions.
- New Jersey's general hospitals are predominantly not-for-profit entities — any excess revenue over expenses is returned to the community in the form of new medical technology, expanded hospital services, maintenance and expansion of physical infrastructure and the enhanced ability to hire and maintain skilled workforce.

ANNUAL TAXES

St. Luke's Warren Campus pays \$692,400 annually in taxes including:

- 0.53 Percent Assessment: \$584,700
- Adjusted Admissions Assessment: \$107,700
- Newborn Screening Fees: \$0
- Other assessments such as New Jersey Poison Information & Education System (NJPIES) and Maternal and Child Health Consortium Assessment
- In addition, hospitals support their local municipalities through voluntary, negotiated payments and in-kind contributions.

SFY 2019 CHARITY CARE SUBSIDY SHORTFALL



St. Mary's General Hospital

ANNUAL CONTRIBUTIONS TO THE LOCAL AND STATE ECONOMY

Total Expenditures: \$142,459,000

▪ **771 full-time equivalent jobs, including:**

Nursing:	198
Therapy:	23
Radiology:	41
Pharmacy:	17
Pathology and Laboratory:	30
Dietary/Housekeeping/Maintenance:	85
Total Employee Payroll:	\$48,451,000
Estimated State Income Taxes Paid by Employees:	\$2,676,900

▪ **Purchased Services of \$24,720,000, including:**

Contracted Labor: \$15,129,000
Pharmaceutical Drugs: \$5,633,000
Dietary/Laundry/Housekeeping Supplies: \$1,537,000
Building Supplies: \$94,000
Utilities: \$2,327,000 including:
\$1,434,000 in Electric
\$391,000 in Oil & Gas
\$502,000 in Water/Sewage/Disposal

ANNUAL CONTRIBUTIONS AS A HEALTHCARE SAFETY NET

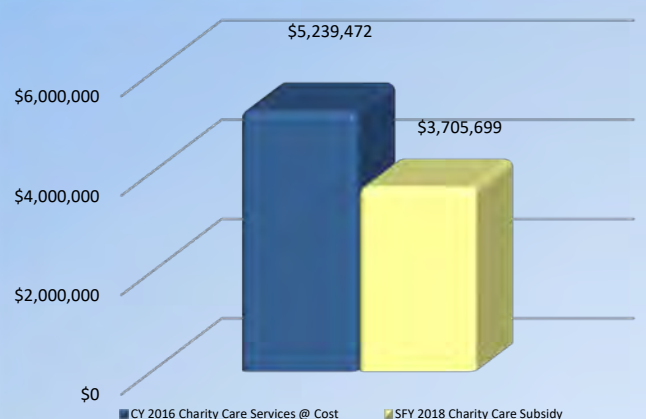
- Hospitals also give back to the community by serving as the primary source of medical services for the state's 688,000 uninsured, thus serving as the healthcare safety net for the most needy.
- In 2017, uninsured patients presented at St. Mary's General Hospital on 10,649 occasions.
- New Jersey's general hospitals are predominantly not-for-profit entities — any excess revenue over expenses is returned to the community in the form of new medical technology, expanded hospital services, maintenance and expansion of physical infrastructure and the enhanced ability to hire and maintain skilled workforce.

ANNUAL TAXES

St. Mary's General Hospital pays \$952,000 annually in taxes including:

- 0.53 Percent Assessment: \$707,800
- Adjusted Admissions Assessment: \$123,700
- Newborn Screening Fees: \$120,600
- Other assessments such as New Jersey Poison Information & Education System (NJPIES) and Maternal and Child Health Consortium Assessment
- In addition, hospitals support their local municipalities through voluntary, negotiated payments and in-kind contributions.

SFY 2019 CHARITY CARE SUBSIDY SHORTFALL



Trinitas Regional Medical Center

ANNUAL CONTRIBUTIONS TO THE LOCAL AND STATE ECONOMY

Total Expenditures: \$308,550,000

▪ **2,168 full-time equivalent jobs, including:**

Nursing:	458
Therapy:	57
Radiology:	85
Pharmacy:	30
Pathology and Laboratory:	45
Dietary/Housekeeping/Maintenance:	208
Total Employee Payroll:	\$137,453,000
Estimated State Income Taxes Paid by Employees:	\$7,594,300

▪ **Purchased Services of \$30,384,000, including:**

Contracted Labor: \$8,022,000
Pharmaceutical Drugs: \$15,050,000
Dietary/Laundry/Housekeeping Supplies: \$2,430,000
Building Supplies: \$412,000
Utilities: \$4,470,000 including:
\$2,603,000 in Electric
\$966,000 in Oil & Gas
\$901,000 in Water/Sewage/Disposal

ANNUAL CONTRIBUTIONS AS A HEALTHCARE SAFETY NET

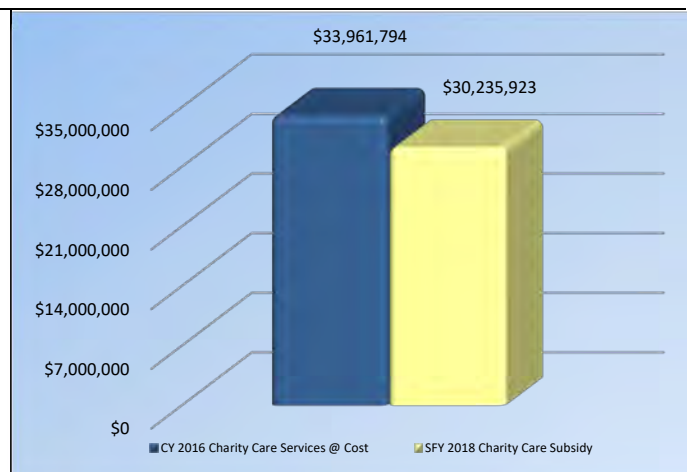
- Hospitals also give back to the community by serving as the primary source of medical services for the state's 688,000 uninsured, thus serving as the healthcare safety net for the most needy.
- In 2017, uninsured patients presented at Trinitas Regional Medical Center on 83,521 occasions.
- New Jersey's general hospitals are predominantly not-for-profit entities — any excess revenue over expenses is returned to the community in the form of new medical technology, expanded hospital services, maintenance and expansion of physical infrastructure and the enhanced ability to hire and maintain skilled workforce.

ANNUAL TAXES

Trinitas Regional Medical Center pays \$2,186,300 annually in taxes including:

- 0.53 Percent Assessment: \$1,662,400
- Adjusted Admissions Assessment: \$286,400
- Newborn Screening Fees: \$237,500
- Other assessments such as New Jersey Poison Information & Education System (NJPIES) and Maternal and Child Health Consortium Assessment
- In addition, hospitals support their local municipalities through voluntary, negotiated payments and in-kind contributions.

SFY 2019 CHARITY CARE SUBSIDY SHORTFALL



University Hospital

ANNUAL CONTRIBUTIONS TO THE LOCAL AND STATE ECONOMY

Total Expenditures: \$854,951,000

▪ **3,357 full-time equivalent jobs, including:**

Nursing:	847
Therapy:	118
Radiology:	153
Pharmacy:	67
Pathology and Laboratory:	129
Dietary/Housekeeping/Maintenance:	324
Total Employee Payroll:	\$240,850,000
Estimated State Income Taxes Paid by Employees:	\$13,307,000

▪ **Purchased Services of \$82,578,000, including:**

Contracted Labor: \$39,798,000
Pharmaceutical Drugs: \$31,352,000
Dietary/Laundry/Housekeeping Supplies: \$4,391,000
Building Supplies: \$731,000
Utilities: \$6,306,000 including:
\$1,230,000 in Electric
\$1,403,000 in Oil & Gas
\$3,673,000 in Water/Sewage/Disposal

ANNUAL CONTRIBUTIONS AS A HEALTHCARE SAFETY NET

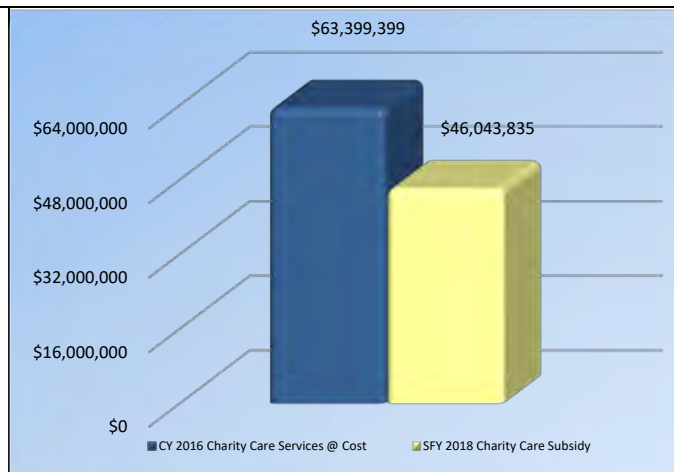
- Hospitals also give back to the community by serving as the primary source of medical services for the state's 688,000 uninsured, thus serving as the healthcare safety net for the most needy.
- In 2017, uninsured patients presented at University Hospital on 126,387 occasions.
- New Jersey's general hospitals are predominantly not-for-profit entities — any excess revenue over expenses is returned to the community in the form of new medical technology, expanded hospital services, maintenance and expansion of physical infrastructure and the enhanced ability to hire and maintain skilled workforce.

ANNUAL TAXES

University Hospital pays \$4,982,300 annually in taxes including:

- 0.53 Percent Assessment: \$4,198,200
- Adjusted Admissions Assessment: \$248,600
- Newborn Screening Fees: \$535,500
- Other assessments such as New Jersey Poison Information & Education System (NJPIES) and Maternal and Child Health Consortium Assessment
- In addition, hospitals support their local municipalities through voluntary, negotiated payments and in-kind contributions.

SFY 2019 CHARITY CARE SUBSIDY SHORTFALL



Valley Hospital

ANNUAL CONTRIBUTIONS TO THE LOCAL AND STATE ECONOMY

Total Expenditures: \$639,038,000

▪ **2,982 full-time equivalent jobs, including:**

Nursing:	801
Therapy:	112
Radiology:	264
Pharmacy:	71
Pathology and Laboratory:	161
Dietary/Housekeeping/Maintenance:	275
Total Employee Payroll:	\$248,126,000
Estimated State Income Taxes Paid by Employees:	\$13,709,000

▪ **Purchased Services of \$133,054,000, including:**

Contracted Labor: \$74,827,000
Pharmaceutical Drugs: \$48,369,000
Dietary/Laundry/Housekeeping Supplies: \$4,308,000
Building Supplies: \$278,000
Utilities: \$5,272,000 including:
\$3,886,000 in Electric
\$656,000 in Oil & Gas
\$730,000 in Water/Sewage/Disposal

ANNUAL CONTRIBUTIONS AS A HEALTHCARE SAFETY NET

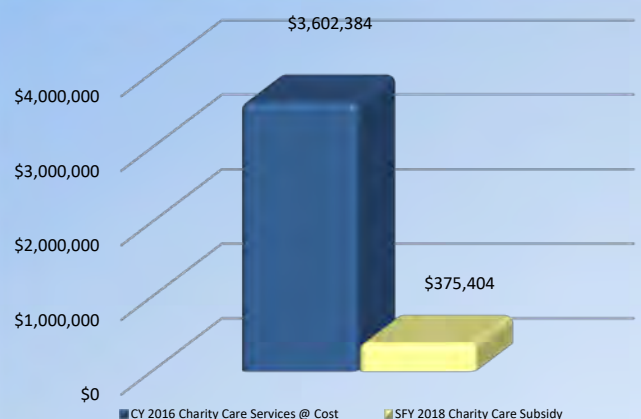
- Hospitals also give back to the community by serving as the primary source of medical services for the state's 688,000 uninsured, thus serving as the healthcare safety net for the most needy.
- In 2017, uninsured patients presented at Valley Hospital on 18,516 occasions.
- New Jersey's general hospitals are predominantly not-for-profit entities — any excess revenue over expenses is returned to the community in the form of new medical technology, expanded hospital services, maintenance and expansion of physical infrastructure and the enhanced ability to hire and maintain skilled workforce.

ANNUAL TAXES

Valley Hospital pays \$4,791,200 annually in taxes including:

- 0.53 Percent Assessment: \$3,813,000
- Adjusted Admissions Assessment: \$480,400
- Newborn Screening Fees: \$497,900
- Other assessments such as New Jersey Poison Information & Education System (NJPIES) and Maternal and Child Health Consortium Assessment
- In addition, hospitals support their local municipalities through voluntary, negotiated payments and in-kind contributions.

SFY 2019 CHARITY CARE SUBSIDY SHORTFALL



Virtua Marlton

ANNUAL CONTRIBUTIONS TO THE LOCAL AND STATE ECONOMY

Total Expenditures: \$140,515,000

▪ **655 full-time equivalent jobs, including:**

Nursing:	286
Therapy:	22
Radiology:	23
Pharmacy:	20
Pathology and Laboratory:	48
Dietary/Housekeeping/Maintenance:	53
Total Employee Payroll:	\$46,329,000
Estimated State Income Taxes Paid by Employees:	\$2,559,700

▪ **Purchased Services of \$14,301,000, including:**

Contracted Labor: \$6,898,000
Pharmaceutical Drugs: \$4,826,000
Dietary/Laundry/Housekeeping Supplies: \$448,000
Building Supplies: \$432,000
Utilities: \$1,697,000 including:
\$1,174,000 in Electric
\$209,000 in Oil & Gas
\$314,000 in Water/Sewage/Disposal

ANNUAL CONTRIBUTIONS AS A HEALTHCARE SAFETY NET

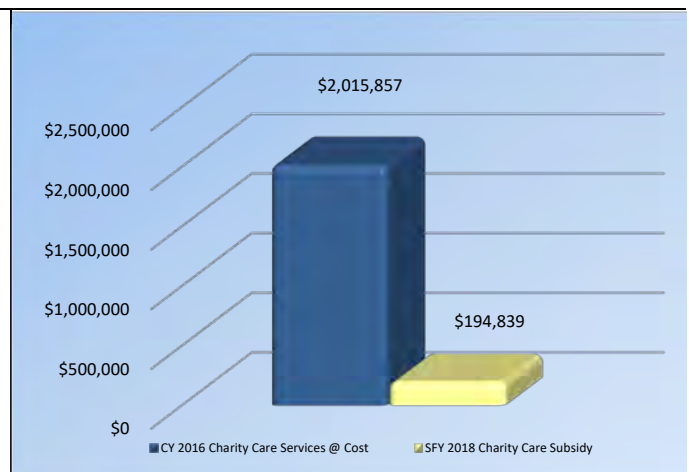
- Hospitals also give back to the community by serving as the primary source of medical services for the state's 688,000 uninsured, thus serving as the healthcare safety net for the most needy.
- In 2017, uninsured patients presented at Virtua Marlton on 1,169 occasions.
- New Jersey's general hospitals are predominantly not-for-profit entities — any excess revenue over expenses is returned to the community in the form of new medical technology, expanded hospital services, maintenance and expansion of physical infrastructure and the enhanced ability to hire and maintain skilled workforce.

ANNUAL TAXES

Virtua Marlton pays \$905,000 annually in taxes including:

- 0.53 Percent Assessment: \$795,100
- Adjusted Admissions Assessment: \$109,900
- Newborn Screening Fees: \$0
- Other assessments such as New Jersey Poison Information & Education System (NJPIES) and Maternal and Child Health Consortium Assessment
- In addition, hospitals support their local municipalities through voluntary, negotiated payments and in-kind contributions.

SFY 2019 CHARITY CARE SUBSIDY SHORTFALL



Virtua Memorial

ANNUAL CONTRIBUTIONS TO THE LOCAL AND STATE ECONOMY

Total Expenditures: \$311,498,000

▪ **1,438 full-time equivalent jobs, including:**

Nursing:	527
Therapy:	42
Radiology:	60
Pharmacy:	33
Pathology and Laboratory:	54
Dietary/Housekeeping/Maintenance:	103
Total Employee Payroll:	\$104,571,000
Estimated State Income Taxes Paid by Employees:	\$5,777,500

▪ **Purchased Services of \$31,249,000, including:**

Contracted Labor: \$14,424,000
Pharmaceutical Drugs: \$12,283,000
Dietary/Laundry/Housekeeping Supplies: \$938,000
Building Supplies: \$462,000
Utilities: \$3,142,000 including:
\$2,388,000 in Electric
\$440,000 in Oil & Gas
\$314,000 in Water/Sewage/Disposal

ANNUAL CONTRIBUTIONS AS A HEALTHCARE SAFETY NET

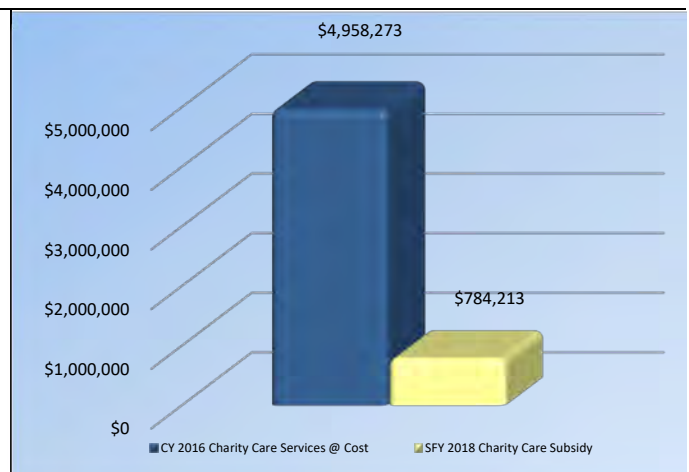
- Hospitals also give back to the community by serving as the primary source of medical services for the state's 688,000 uninsured, thus serving as the healthcare safety net for the most needy.
- In 2017, uninsured patients presented at Virtua Memorial on 7,542 occasions.
- New Jersey's general hospitals are predominantly not-for-profit entities — any excess revenue over expenses is returned to the community in the form of new medical technology, expanded hospital services, maintenance and expansion of physical infrastructure and the enhanced ability to hire and maintain skilled workforce.

ANNUAL TAXES

Virtua Memorial pays \$2,399,400 annually in taxes including:

- 0.53 Percent Assessment: \$1,800,500
- Adjusted Admissions Assessment: \$295,600
- Newborn Screening Fees: \$303,300
- Other assessments such as New Jersey Poison Information & Education System (NJPIES) and Maternal and Child Health Consortium Assessment
- In addition, hospitals support their local municipalities through voluntary, negotiated payments and in-kind contributions.

SFY 2019 CHARITY CARE SUBSIDY SHORTFALL



Virtua Voorhees

ANNUAL CONTRIBUTIONS TO THE LOCAL AND STATE ECONOMY

Total Expenditures: \$549,144,000

▪ **2,817 full-time equivalent jobs, including:**

Nursing: 686
 Therapy: 73
 Radiology: 59
 Pharmacy: 42
 Pathology and Laboratory: 91
 Dietary/Housekeeping/Maintenance: 174

Total Employee Payroll: \$164,783,000

Estimated State Income Taxes Paid by Employees: \$9,104,300

▪ **Purchased Services of \$55,947,000, including:**

Contracted Labor: \$25,757,000
 Pharmaceutical Drugs: \$21,331,000
 Dietary/Laundry/Housekeeping Supplies: \$1,605,000
 Building Supplies: \$537,000
 Utilities: \$6,717,000 including:
 \$5,450,000 in Electric
 \$686,000 in Oil & Gas
 \$581,000 in Water/Sewage/Disposal

ANNUAL CONTRIBUTIONS AS A HEALTHCARE SAFETY NET

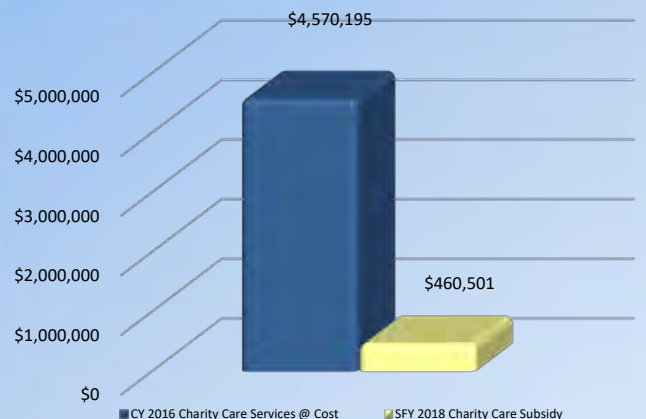
- Hospitals also give back to the community by serving as the primary source of medical services for the state's 688,000 uninsured, thus serving as the healthcare safety net for the most needy.
- In 2017, uninsured patients presented at Virtua Voorhees on 12,740 occasions.
- New Jersey's general hospitals are predominantly not-for-profit entities — any excess revenue over expenses is returned to the community in the form of new medical technology, expanded hospital services, maintenance and expansion of physical infrastructure and the enhanced ability to hire and maintain skilled workforce.

ANNUAL TAXES

Virtua Voorhees pays \$4,696,700 annually in taxes including:

- 0.53 Percent Assessment: \$3,428,800
- Adjusted Admissions Assessment: \$503,000
- Newborn Screening Fees: \$764,900
- Other assessments such as New Jersey Poison Information & Education System (NJPIES) and Maternal and Child Health Consortium Assessment
- In addition, hospitals support their local municipalities through voluntary, negotiated payments and in-kind contributions.

SFY 2019 CHARITY CARE SUBSIDY SHORTFALL



Atlantic County Hospitals

ANNUAL CONTRIBUTIONS TO THE LOCAL AND STATE ECONOMY

Total Expenditures: \$788,909,000

▪ **4,373 full-time equivalent jobs, including:**

Nursing:	1,248
Therapy:	95
Radiology:	270
Pharmacy:	114
Pathology and Laboratory:	150
Dietary/Housekeeping/Maintenance:	293
Total Employee Payroll:	\$303,132,000
Estimated State Income Taxes Paid by Employees:	\$16,748,000

▪ **Purchased Services of \$231,757,000, including:**

Contracted Labor: \$44,963,000
Pharmaceutical Drugs: \$169,521,000
Dietary/Laundry/Housekeeping Supplies: \$4,968,000
Building Supplies: \$381,000
Utilities: \$11,924,000 including:
\$8,049,000 in Electric
\$2,272,000 in Oil & Gas
\$1,603,000 in Water/Sewage/Disposal

ANNUAL CONTRIBUTIONS AS A HEALTHCARE SAFETY NET

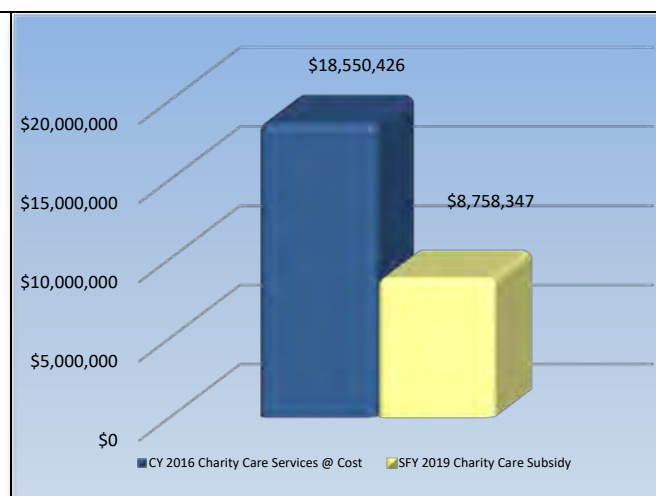
- Hospitals also give back to the community by serving as the primary source of medical services for the state's 688,000 uninsured, thus serving as the healthcare safety net for the most needy.
- In 2017, uninsured patients presented at Atlantic County Hospitals on 35,136 occasions.
- New Jersey's general hospitals are predominantly not-for-profit entities — any excess revenue over expenses is returned to the community in the form of new medical technology, expanded hospital services, maintenance and expansion of physical infrastructure and the enhanced ability to hire and maintain skilled workforce.

ANNUAL TAXES

Atlantic County Hospitals pay \$5,849,300 annually in taxes including:

- 0.53 Percent Assessment: \$4,705,400
- Adjusted Admissions Assessment: \$706,300
- Newborn Screening Fees: \$437,600
- Other assessments such as New Jersey Poison Information & Education System (NJPIES) and Maternal and Child Health Consortium Assessment
- In addition, hospitals support their local municipalities through voluntary, negotiated payments and in-kind contributions.

SFY 2019 CHARITY CARE SUBSIDY SHORTFALL



Bergen County Hospitals

ANNUAL CONTRIBUTIONS TO THE LOCAL AND STATE ECONOMY

Total Expenditures: \$3,669,782,000

▪ **17,054 full-time equivalent jobs, including:**

Nursing:	4,195
Therapy:	546
Radiology:	1,412
Pharmacy:	372
Pathology and Laboratory:	741
Dietary/Housekeeping/Maintenance:	1,373
Total Employee Payroll:	\$1,388,343,000
Estimated State Income Taxes Paid by Employees:	\$76,706,000

▪ **Purchased Services of \$596,812,000, including:**

Contracted Labor: \$189,043,000
Pharmaceutical Drugs: \$354,295,000
Dietary/Laundry/Housekeeping Supplies: \$19,336,000
Building Supplies: \$2,149,000
Utilities: \$31,989,000 including:
\$20,322,000 in Electric
\$6,757,000 in Oil & Gas
\$4,910,000 in Water/Sewage/Disposal

ANNUAL CONTRIBUTIONS AS A HEALTHCARE SAFETY NET

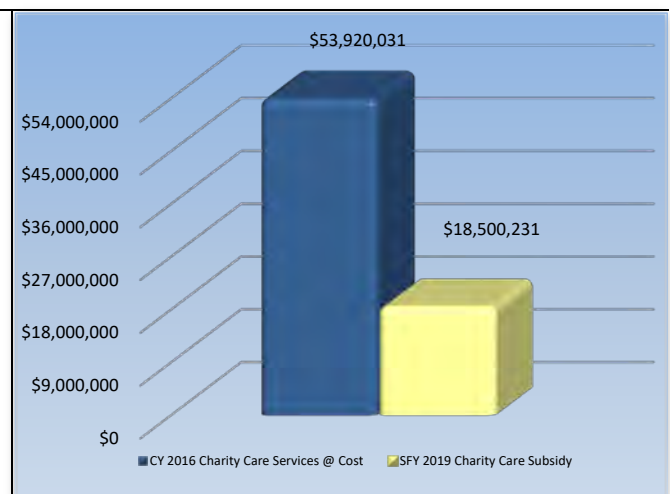
- Hospitals also give back to the community by serving as the primary source of medical services for the state's 688,000 uninsured, thus serving as the healthcare safety net for the most needy.
- In 2017, uninsured patients presented at Bergen County Hospitals on 175,738 occasions.
- New Jersey's general hospitals are predominantly not-for-profit entities — any excess revenue over expenses is returned to the community in the form of new medical technology, expanded hospital services, maintenance and expansion of physical infrastructure and the enhanced ability to hire and maintain skilled workforce.

ANNUAL TAXES

Bergen County Hospitals pay \$26,026,500 annually in taxes including:

- 0.53 Percent Assessment: \$21,196,100
- Adjusted Admissions Assessment: \$2,721,400
- Newborn Screening Fees: \$2,109,000
- Other assessments such as New Jersey Poison Information & Education System (NJPIES) and Maternal and Child Health Consortium Assessment
- In addition, hospitals support their local municipalities through voluntary, negotiated payments and in-kind contributions.

SFY 2019 CHARITY CARE SUBSIDY SHORTFALL



Burlington County Hospitals

ANNUAL CONTRIBUTIONS TO THE LOCAL AND STATE ECONOMY

Total Expenditures: \$765,304,000

▪ **3,732 full-time equivalent jobs, including:**

Nursing:	1,188
Therapy:	112
Radiology:	166
Pharmacy:	87
Pathology and Laboratory:	172
Dietary/Housekeeping/Maintenance:	316
Total Employee Payroll:	\$273,990,000
Estimated State Income Taxes Paid by Employees:	\$15,137,900

▪ **Purchased Services of \$70,860,000, including:**

Contracted Labor: \$32,556,000
Pharmaceutical Drugs: \$25,906,000
Dietary/Laundry/Housekeeping Supplies: \$3,050,000
Building Supplies: \$1,223,000
Utilities: \$8,125,000 including:
\$5,944,000 in Electric
\$1,185,000 in Oil & Gas
\$996,000 in Water/Sewage/Disposal

ANNUAL CONTRIBUTIONS AS A HEALTHCARE SAFETY NET

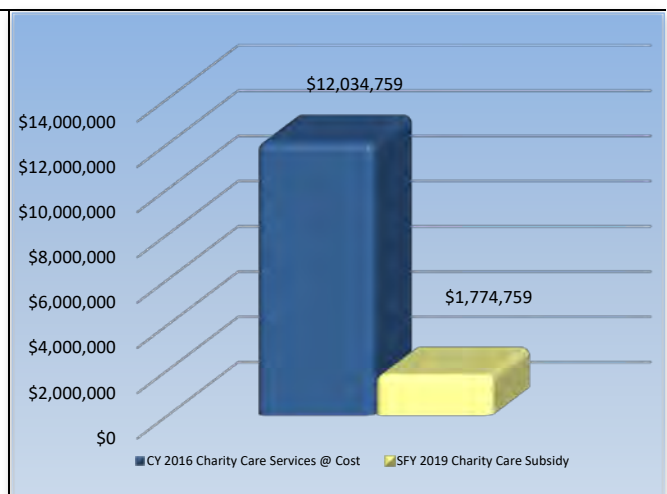
- Hospitals also give back to the community by serving as the primary source of medical services for the state's 688,000 uninsured, thus serving as the healthcare safety net for the most needy.
- In 2017, uninsured patients presented at Burlington County Hospitals on 17,244 occasions.
- New Jersey's general hospitals are predominantly not-for-profit entities — any excess revenue over expenses is returned to the community in the form of new medical technology, expanded hospital services, maintenance and expansion of physical infrastructure and the enhanced ability to hire and maintain skilled workforce.

ANNUAL TAXES

Burlington County Hospitals pay \$5,142,800 annually in taxes including:

- 0.53 Percent Assessment: \$4,251,800
- Adjusted Admissions Assessment: \$587,800
- Newborn Screening Fees: \$303,300
- Other assessments such as New Jersey Poison Information & Education System (NJPIES) and Maternal and Child Health Consortium Assessment
- In addition, hospitals support their local municipalities through voluntary, negotiated payments and in-kind contributions.

SFY 2019 CHARITY CARE SUBSIDY SHORTFALL



Camden County Hospitals

ANNUAL CONTRIBUTIONS TO THE LOCAL AND STATE ECONOMY

Total Expenditures: \$2,112,213,000

▪ **10,301 full-time equivalent jobs, including:**

Nursing:	2,508
Therapy:	267
Radiology:	351
Pharmacy:	162
Pathology and Laboratory:	321
Dietary/Housekeeping/Maintenance:	797
Total Employee Payroll:	\$780,039,000
Estimated State Income Taxes Paid by Employees:	\$43,097,200

▪ **Purchased Services of \$188,258,000, including:**

Contracted Labor: \$84,920,000
Pharmaceutical Drugs: \$71,641,000
Dietary/Laundry/Housekeeping Supplies: \$10,364,000
Building Supplies: \$575,000
Utilities: \$20,758,000 including:
\$14,615,000 in Electric
\$3,345,000 in Oil & Gas
\$3,060,000 in Water/Sewage/Disposal

ANNUAL CONTRIBUTIONS AS A HEALTHCARE SAFETY NET

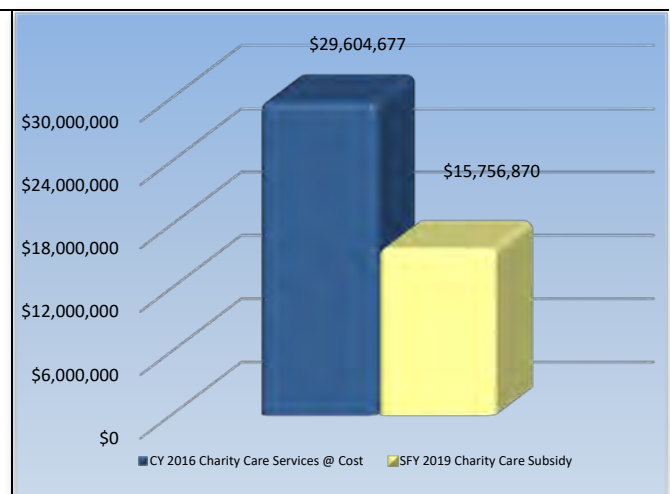
- Hospitals also give back to the community by serving as the primary source of medical services for the state's 688,000 uninsured, thus serving as the healthcare safety net for the most needy.
- In 2017, uninsured patients presented at Camden County Hospitals on 66,006 occasions.
- New Jersey's general hospitals are predominantly not-for-profit entities — any excess revenue over expenses is returned to the community in the form of new medical technology, expanded hospital services, maintenance and expansion of physical infrastructure and the enhanced ability to hire and maintain skilled workforce.

ANNUAL TAXES

Camden County Hospitals pay \$14,371,000 annually in taxes including:

- 0.53 Percent Assessment: \$11,937,600
- Adjusted Admissions Assessment: \$1,420,200
- Newborn Screening Fees: \$1,013,400
- Other assessments such as New Jersey Poison Information & Education System (NJPIES) and Maternal and Child Health Consortium Assessment
- In addition, hospitals support their local municipalities through voluntary, negotiated payments and in-kind contributions.

SFY 2019 CHARITY CARE SUBSIDY SHORTFALL



Cape May County Hospitals

ANNUAL CONTRIBUTIONS TO THE LOCAL AND STATE ECONOMY

Total Expenditures: \$126,166,000

▪ **811 full-time equivalent jobs, including:**

Nursing:	185
Therapy:	41
Radiology:	61
Pharmacy:	21
Pathology and Laboratory:	65
Dietary/Housekeeping/Maintenance:	51
Total Employee Payroll:	\$53,303,000
Estimated State Income Taxes Paid by Employees:	\$2,945,000

▪ **Purchased Services of \$22,682,000, including:**

Contracted Labor: \$14,912,000
Pharmaceutical Drugs: \$5,263,000
Dietary/Laundry/Housekeeping Supplies: \$460,000
Building Supplies: \$22,000
Utilities: \$2,025,000 including:
\$1,352,000 in Electric
\$307,000 in Oil & Gas
\$366,000 in Water/Sewage/Disposal

ANNUAL CONTRIBUTIONS AS A HEALTHCARE SAFETY NET

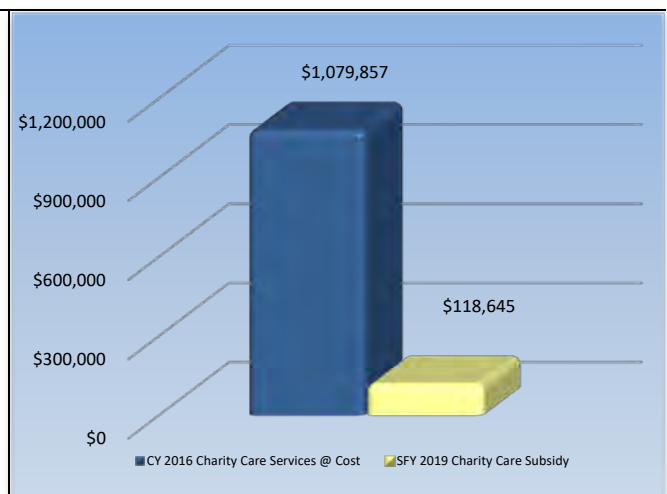
- Hospitals also give back to the community by serving as the primary source of medical services for the state's 688,000 uninsured, thus serving as the healthcare safety net for the most needy.
- In 2017, uninsured patients presented at Cape May County Hospitals on 12,962 occasions.
- New Jersey's general hospitals are predominantly not-for-profit entities — any excess revenue over expenses is returned to the community in the form of new medical technology, expanded hospital services, maintenance and expansion of physical infrastructure and the enhanced ability to hire and maintain skilled workforce.

ANNUAL TAXES

Cape May County Hospitals pay \$921,400 annually in taxes including:

- 0.53 Percent Assessment: \$667,600
- Adjusted Admissions Assessment: \$199,200
- Newborn Screening Fees: \$54,600
- Other assessments such as New Jersey Poison Information & Education System (NJPIES) and Maternal and Child Health Consortium Assessment
- In addition, hospitals support their local municipalities through voluntary, negotiated payments and in-kind contributions.

SFY 2019 CHARITY CARE SUBSIDY SHORTFALL



Cumberland County Hospitals

ANNUAL CONTRIBUTIONS TO THE LOCAL AND STATE ECONOMY

Total Expenditures: \$352,044,000

▪ **2,225 full-time equivalent jobs, including:**

Nursing:	616
Therapy:	44
Radiology:	168
Pharmacy:	31
Pathology and Laboratory:	87
Dietary/Housekeeping/Maintenance:	195
Total Employee Payroll:	\$153,630,000
Estimated State Income Taxes Paid by Employees:	\$8,488,100

▪ **Purchased Services of \$41,320,000, including:**

Contracted Labor: \$25,467,000
Pharmaceutical Drugs: \$9,065,000
Dietary/Laundry/Housekeeping Supplies: \$2,231,000
Building Supplies: \$29,000
Utilities: \$4,528,000 including:
\$3,276,000 in Electric
\$736,000 in Oil & Gas
\$516,000 in Water/Sewage/Disposal

ANNUAL CONTRIBUTIONS AS A HEALTHCARE SAFETY NET

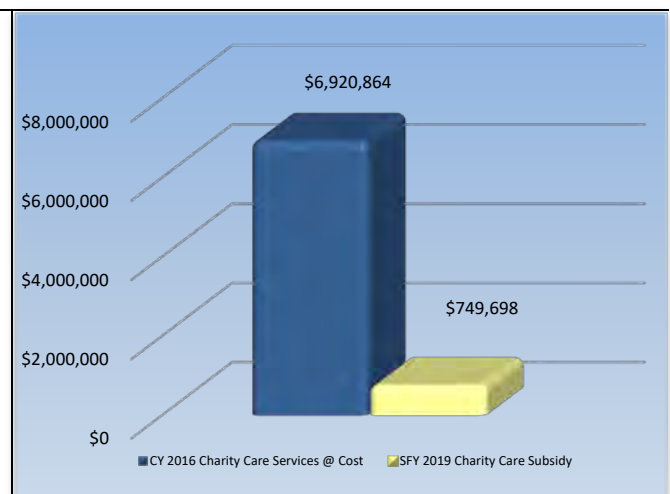
- Hospitals also give back to the community by serving as the primary source of medical services for the state's 688,000 uninsured, thus serving as the healthcare safety net for the most needy.
- In 2017, uninsured patients presented at Cumberland County Hospitals on 21,403 occasions.
- New Jersey's general hospitals are predominantly not-for-profit entities — any excess revenue over expenses is returned to the community in the form of new medical technology, expanded hospital services, maintenance and expansion of physical infrastructure and the enhanced ability to hire and maintain skilled workforce.

ANNUAL TAXES

Cumberland County Hospitals pay \$2,690,200 annually in taxes including:

- 0.53 Percent Assessment: \$2,092,900
- Adjusted Admissions Assessment: \$319,400
- Newborn Screening Fees: \$278,000
- Other assessments such as New Jersey Poison Information & Education System (NJPIES) and Maternal and Child Health Consortium Assessment
- In addition, hospitals support their local municipalities through voluntary, negotiated payments and in-kind contributions.

SFY 2019 CHARITY CARE SUBSIDY SHORTFALL



Essex County Hospitals

ANNUAL CONTRIBUTIONS TO THE LOCAL AND STATE ECONOMY

Total Expenditures: \$2,999,994,000

▪ **13,560 full-time equivalent jobs, including:**

Nursing:	3,926
Therapy:	471
Radiology:	635
Pharmacy:	304
Pathology and Laboratory:	509
Dietary/Housekeeping/Maintenance:	1,022
Total Employee Payroll:	\$1,071,340,000
Estimated State Income Taxes Paid by Employees:	\$59,191,500

▪ **Purchased Services of \$417,709,000, including:**

Contracted Labor: \$185,419,000
Pharmaceutical Drugs: \$184,348,000
Dietary/Laundry/Housekeeping Supplies: \$17,151,000
Building Supplies: \$1,546,000
Utilities: \$29,245,000 including:
\$16,643,000 in Electric
\$5,210,000 in Oil & Gas
\$7,392,000 in Water/Sewage/Disposal

ANNUAL CONTRIBUTIONS AS A HEALTHCARE SAFETY NET

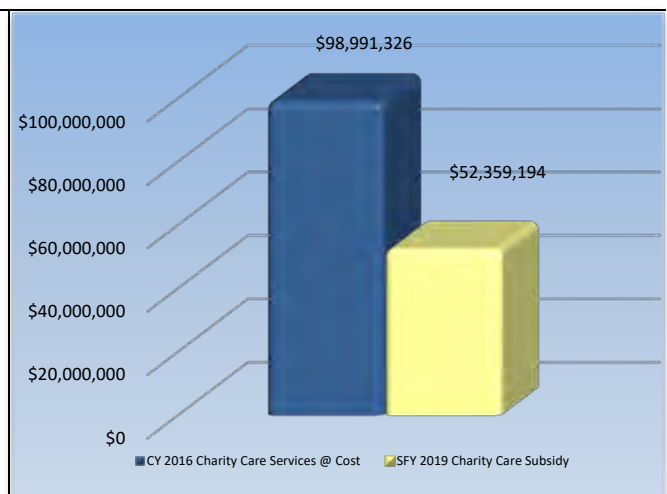
- Hospitals also give back to the community by serving as the primary source of medical services for the state's 688,000 uninsured, thus serving as the healthcare safety net for the most needy.
- In 2017, uninsured patients presented at Essex County Hospitals on 257,852 occasions.
- New Jersey's general hospitals are predominantly not-for-profit entities — any excess revenue over expenses is returned to the community in the form of new medical technology, expanded hospital services, maintenance and expansion of physical infrastructure and the enhanced ability to hire and maintain skilled workforce.

ANNUAL TAXES

Essex County Hospitals pay \$20,316,900 annually in taxes including:

- 0.53 Percent Assessment: \$16,156,700
- Adjusted Admissions Assessment: \$1,791,800
- Newborn Screening Fees: \$2,368,500
- Other assessments such as New Jersey Poison Information & Education System (NJPIES) and Maternal and Child Health Consortium Assessment
- In addition, hospitals support their local municipalities through voluntary, negotiated payments and in-kind contributions.

SFY 2019 CHARITY CARE SUBSIDY SHORTFALL



Gloucester County Hospitals

ANNUAL CONTRIBUTIONS TO THE LOCAL AND STATE ECONOMY

Total Expenditures: \$484,473,000

▪ **2,842 full-time equivalent jobs, including:**

Nursing:	715
Therapy:	76
Radiology:	174
Pharmacy:	57
Pathology and Laboratory:	114
Dietary/Housekeeping/Maintenance:	229
Total Employee Payroll:	\$201,234,000
Estimated State Income Taxes Paid by Employees:	\$11,118,200

▪ **Purchased Services of \$71,677,000, including:**

Contracted Labor: \$43,379,000
Pharmaceutical Drugs: \$20,600,000
Dietary/Laundry/Housekeeping Supplies: \$2,714,000
Building Supplies: \$17,000
Utilities: \$4,967,000 including:
\$3,538,000 in Electric
\$559,000 in Oil & Gas
\$870,000 in Water/Sewage/Disposal

ANNUAL CONTRIBUTIONS AS A HEALTHCARE SAFETY NET

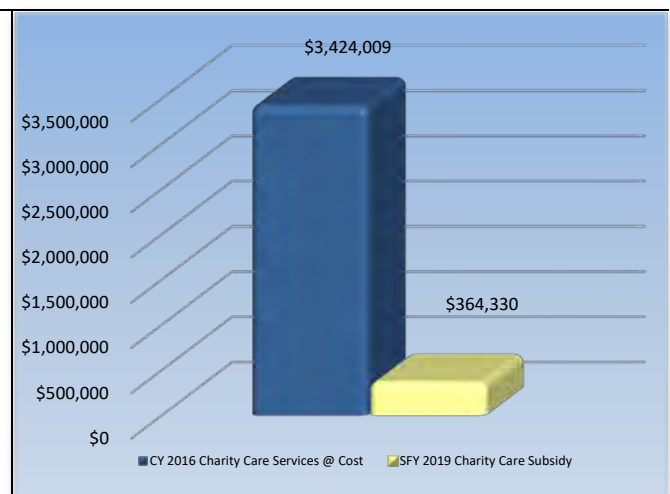
- Hospitals also give back to the community by serving as the primary source of medical services for the state's 688,000 uninsured, thus serving as the healthcare safety net for the most needy.
- In 2017, uninsured patients presented at Gloucester County Hospitals on 12,813 occasions.
- New Jersey's general hospitals are predominantly not-for-profit entities — any excess revenue over expenses is returned to the community in the form of new medical technology, expanded hospital services, maintenance and expansion of physical infrastructure and the enhanced ability to hire and maintain skilled workforce.

ANNUAL TAXES

Gloucester County Hospitals pay \$3,324,100 annually in taxes including:

- 0.53 Percent Assessment: \$2,605,100
- Adjusted Admissions Assessment: \$400,200
- Newborn Screening Fees: \$318,800
- Other assessments such as New Jersey Poison Information & Education System (NJPIES) and Maternal and Child Health Consortium Assessment
- In addition, hospitals support their local municipalities through voluntary, negotiated payments and in-kind contributions.

SFY 2019 CHARITY CARE SUBSIDY SHORTFALL



Hudson County Hospitals

ANNUAL CONTRIBUTIONS TO THE LOCAL AND STATE ECONOMY

Total Expenditures: \$1,242,271,000

▪ **6,151 full-time equivalent jobs, including:**

Nursing:	1,602
Therapy:	172
Radiology:	267
Pharmacy:	132
Pathology and Laboratory:	212
Dietary/Housekeeping/Maintenance:	656
Total Employee Payroll:	\$448,167,000
Estimated State Income Taxes Paid by Employees:	\$24,761,200

▪ **Purchased Services of \$308,419,000, including:**

Contracted Labor: \$250,337,000
Pharmaceutical Drugs: \$39,824,000
Dietary/Laundry/Housekeeping Supplies: \$6,905,000
Building Supplies: \$1,121,000
Utilities: \$10,232,000 including:
\$6,209,000 in Electric
\$1,682,000 in Oil & Gas
\$2,341,000 in Water/Sewage/Disposal

ANNUAL CONTRIBUTIONS AS A HEALTHCARE SAFETY NET

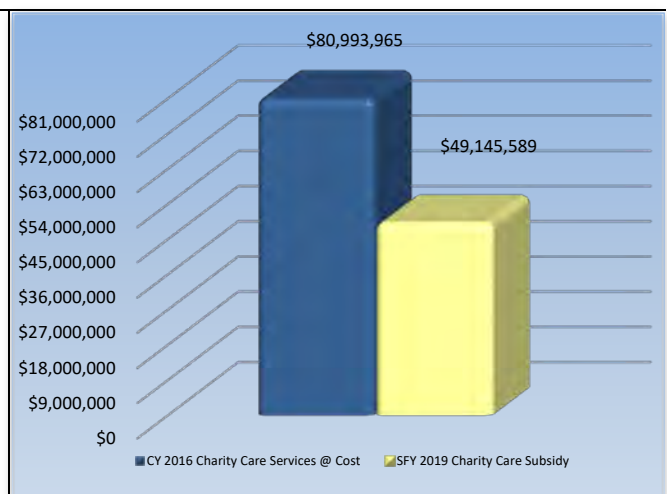
- Hospitals also give back to the community by serving as the primary source of medical services for the state's 688,000 uninsured, thus serving as the healthcare safety net for the most needy.
- In 2017, uninsured patients presented at Hudson County Hospitals on 120,339 occasions.
- New Jersey's general hospitals are predominantly not-for-profit entities — any excess revenue over expenses is returned to the community in the form of new medical technology, expanded hospital services, maintenance and expansion of physical infrastructure and the enhanced ability to hire and maintain skilled workforce.

ANNUAL TAXES

Hudson County Hospitals pay \$8,435,100 annually in taxes including:

- 0.53 Percent Assessment: \$6,538,500
- Adjusted Admissions Assessment: \$847,300
- Newborn Screening Fees: \$1,049,400
- Other assessments such as New Jersey Poison Information & Education System (NJPIES) and Maternal and Child Health Consortium Assessment
- In addition, hospitals support their local municipalities through voluntary, negotiated payments and in-kind contributions.

SFY 2019 CHARITY CARE SUBSIDY SHORTFALL



Hunterdon County Hospitals

ANNUAL CONTRIBUTIONS TO THE LOCAL AND STATE ECONOMY

Total Expenditures: \$308,209,000

▪ **1,929 full-time equivalent jobs, including:**

Nursing:	275
Therapy:	86
Radiology:	103
Pharmacy:	27
Pathology and Laboratory:	72
Dietary/Housekeeping/Maintenance:	133
Total Employee Payroll:	\$151,271,000
Estimated State Income Taxes Paid by Employees:	\$8,357,700

▪ **Purchased Services of \$17,236,000, including:**

Contracted Labor: \$6,116,000
Pharmaceutical Drugs: \$7,347,000
Dietary/Laundry/Housekeeping Supplies: \$986,000
Building Supplies: \$379,000
Utilities: \$2,408,000 including:
\$1,587,000 in Electric
\$471,000 in Oil & Gas
\$350,000 in Water/Sewage/Disposal

ANNUAL CONTRIBUTIONS AS A HEALTHCARE SAFETY NET

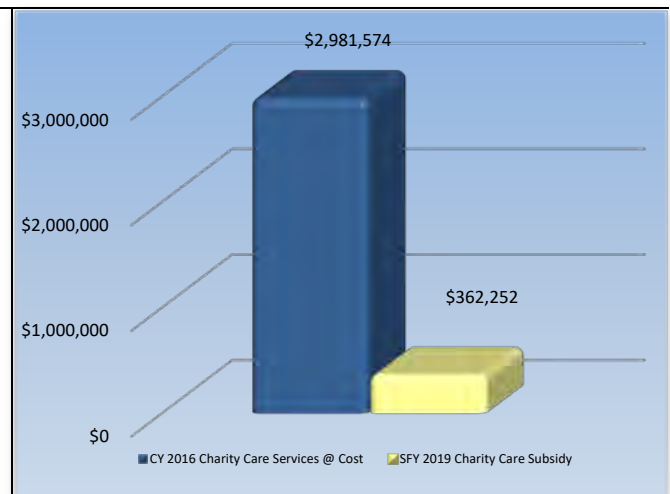
- Hospitals also give back to the community by serving as the primary source of medical services for the state's 688,000 uninsured, thus serving as the healthcare safety net for the most needy.
- In 2017, uninsured patients presented at Hunterdon County Hospitals on 13,408 occasions.
- New Jersey's general hospitals are predominantly not-for-profit entities — any excess revenue over expenses is returned to the community in the form of new medical technology, expanded hospital services, maintenance and expansion of physical infrastructure and the enhanced ability to hire and maintain skilled workforce.

ANNUAL TAXES

Hunterdon County Hospitals pay \$2,075,000 annually in taxes including:

- 0.53 Percent Assessment: \$1,667,800
- Adjusted Admissions Assessment: \$267,000
- Newborn Screening Fees: \$140,300
- Other assessments such as New Jersey Poison Information & Education System (NJPIES) and Maternal and Child Health Consortium Assessment
- In addition, hospitals support their local municipalities through voluntary, negotiated payments and in-kind contributions.

SFY 2019 CHARITY CARE SUBSIDY SHORTFALL



Mercer County Hospitals

ANNUAL CONTRIBUTIONS TO THE LOCAL AND STATE ECONOMY

Total Expenditures: \$1,019,723,000

▪ **4,985 full-time equivalent jobs, including:**

Nursing:	1,272
Therapy:	259
Radiology:	290
Pharmacy:	116
Pathology and Laboratory:	181
Dietary/Housekeeping/Maintenance:	393
Total Employee Payroll:	\$385,613,000
Estimated State Income Taxes Paid by Employees:	\$21,305,100

▪ **Purchased Services of \$127,718,000, including:**

Contracted Labor: \$67,662,000
Pharmaceutical Drugs: \$42,625,000
Dietary/Laundry/Housekeeping Supplies: \$4,829,000
Building Supplies: \$789,000
Utilities: \$11,813,000 including:
\$8,303,000 in Electric
\$1,967,000 in Oil & Gas
\$1,713,000 in Water/Sewage/Disposal

ANNUAL CONTRIBUTIONS AS A HEALTHCARE SAFETY NET

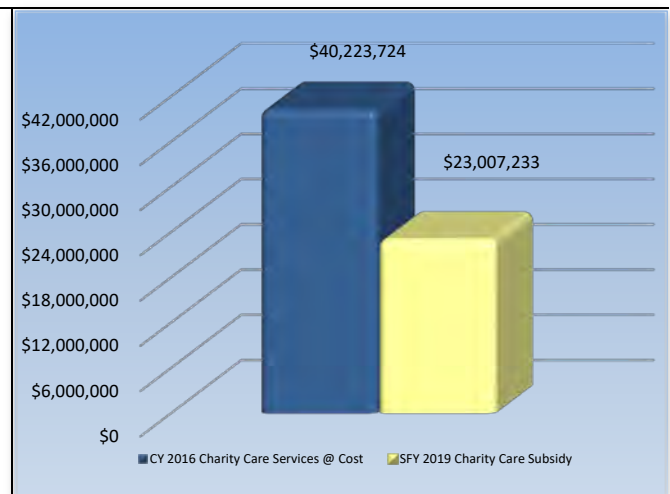
- Hospitals also give back to the community by serving as the primary source of medical services for the state's 688,000 uninsured, thus serving as the healthcare safety net for the most needy.
- In 2017, uninsured patients presented at Mercer County Hospitals on 121,944 occasions.
- New Jersey's general hospitals are predominantly not-for-profit entities — any excess revenue over expenses is returned to the community in the form of new medical technology, expanded hospital services, maintenance and expansion of physical infrastructure and the enhanced ability to hire and maintain skilled workforce.

ANNUAL TAXES

Mercer County Hospitals pay \$6,742,900 annually in taxes including:

- 0.53 Percent Assessment: \$5,072,400
- Adjusted Admissions Assessment: \$735,900
- Newborn Screening Fees: \$934,700
- Other assessments such as New Jersey Poison Information & Education System (NJPIES) and Maternal and Child Health Consortium Assessment
- In addition, hospitals support their local municipalities through voluntary, negotiated payments and in-kind contributions.

SFY 2019 CHARITY CARE SUBSIDY SHORTFALL



Middlesex County Hospitals

ANNUAL CONTRIBUTIONS TO THE LOCAL AND STATE ECONOMY

Total Expenditures: \$2,613,050,000

▪ **13,999 full-time equivalent jobs, including:**

Nursing:	3,792
Therapy:	694
Radiology:	572
Pharmacy:	301
Pathology and Laboratory:	583
Dietary/Housekeeping/Maintenance:	1,210
Total Employee Payroll:	\$1,005,334,000
Estimated State Income Taxes Paid by Employees:	\$55,544,700

▪ **Purchased Services of \$383,709,000, including:**

Contracted Labor: \$167,601,000
Pharmaceutical Drugs: \$168,960,000
Dietary/Laundry/Housekeeping Supplies: \$18,671,000
Building Supplies: \$1,908,000
Utilities: \$26,569,000 including:
\$18,758,000 in Electric
\$3,843,000 in Oil & Gas
\$4,125,000 in Water/Sewage/Disposal

ANNUAL CONTRIBUTIONS AS A HEALTHCARE SAFETY NET

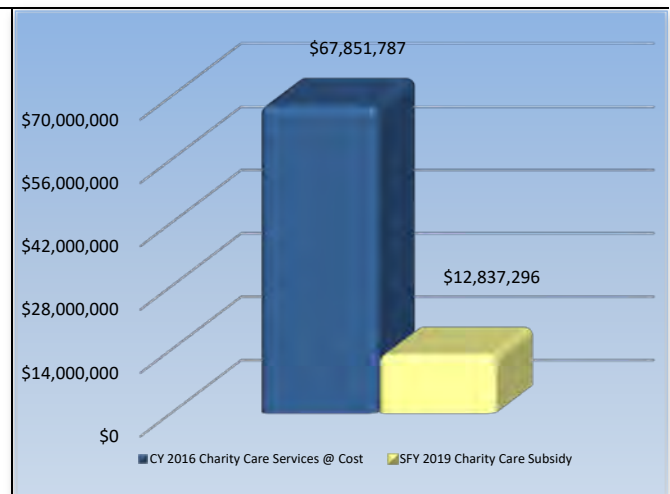
- Hospitals also give back to the community by serving as the primary source of medical services for the state's 688,000 uninsured, thus serving as the healthcare safety net for the most needy.
- In 2017, uninsured patients presented at Middlesex County Hospitals on 111,043 occasions.
- New Jersey's general hospitals are predominantly not-for-profit entities — any excess revenue over expenses is returned to the community in the form of new medical technology, expanded hospital services, maintenance and expansion of physical infrastructure and the enhanced ability to hire and maintain skilled workforce.

ANNUAL TAXES

Middlesex County Hospitals pay \$17,478,300 annually in taxes including:

- 0.53 Percent Assessment: \$13,690,700
- Adjusted Admissions Assessment: \$1,944,100
- Newborn Screening Fees: \$1,843,600
- Other assessments such as New Jersey Poison Information & Education System (NJPIES) and Maternal and Child Health Consortium Assessment
- In addition, hospitals support their local municipalities through voluntary, negotiated payments and in-kind contributions.

SFY 2019 CHARITY CARE SUBSIDY SHORTFALL



Monmouth County Hospitals

ANNUAL CONTRIBUTIONS TO THE LOCAL AND STATE ECONOMY

Total Expenditures: \$1,855,364,000

▪ **9,519 full-time equivalent jobs, including:**

Nursing:	2,876
Therapy:	352
Radiology:	496
Pharmacy:	229
Pathology and Laboratory:	347
Dietary/Housekeeping/Maintenance:	791
Total Employee Payroll:	\$696,749,000
Estimated State Income Taxes Paid by Employees:	\$38,495,400

▪ **Purchased Services of \$257,623,000, including:**

Contracted Labor: \$108,189,000
Pharmaceutical Drugs: \$117,656,000
Dietary/Laundry/Housekeeping Supplies: \$13,268,000
Building Supplies: \$1,737,000
Utilities: \$16,773,000 including:
\$10,526,000 in Electric
\$4,107,000 in Oil & Gas
\$2,140,000 in Water/Sewage/Disposal

ANNUAL CONTRIBUTIONS AS A HEALTHCARE SAFETY NET

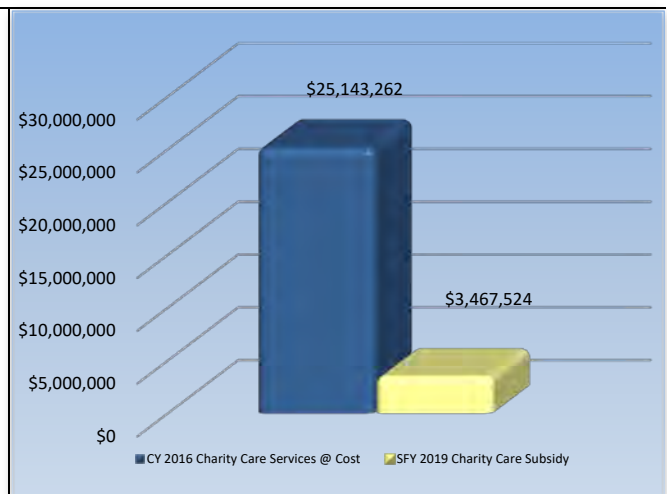
- Hospitals also give back to the community by serving as the primary source of medical services for the state's 688,000 uninsured, thus serving as the healthcare safety net for the most needy.
- In 2017, uninsured patients presented at Monmouth County Hospitals on 65,152 occasions.
- New Jersey's general hospitals are predominantly not-for-profit entities — any excess revenue over expenses is returned to the community in the form of new medical technology, expanded hospital services, maintenance and expansion of physical infrastructure and the enhanced ability to hire and maintain skilled workforce.

ANNUAL TAXES

Monmouth County Hospitals pay \$13,979,300 annually in taxes including:

- 0.53 Percent Assessment: \$10,522,200
- Adjusted Admissions Assessment: \$1,469,000
- Newborn Screening Fees: \$1,988,000
- Other assessments such as New Jersey Poison Information & Education System (NJPIES) and Maternal and Child Health Consortium Assessment
- In addition, hospitals support their local municipalities through voluntary, negotiated payments and in-kind contributions.

SFY 2019 CHARITY CARE SUBSIDY SHORTFALL



Morris County Hospitals

ANNUAL CONTRIBUTIONS TO THE LOCAL AND STATE ECONOMY

Total Expenditures: \$1,519,945,000

▪ **8,385 full-time equivalent jobs, including:**

Nursing:	2,101
Therapy:	367
Radiology:	450
Pharmacy:	179
Pathology and Laboratory:	390
Dietary/Housekeeping/Maintenance:	769
Total Employee Payroll:	\$619,022,000
Estimated State Income Taxes Paid by Employees:	\$34,201,000

▪ **Purchased Services of \$170,011,000, including:**

Contracted Labor: \$31,718,000
Pharmaceutical Drugs: \$108,402,000
Dietary/Laundry/Housekeeping Supplies: \$9,830,000
Building Supplies: \$1,562,000
Utilities: \$18,499,000 including:
\$11,375,000 in Electric
\$3,583,000 in Oil & Gas
\$3,541,000 in Water/Sewage/Disposal

ANNUAL CONTRIBUTIONS AS A HEALTHCARE SAFETY NET

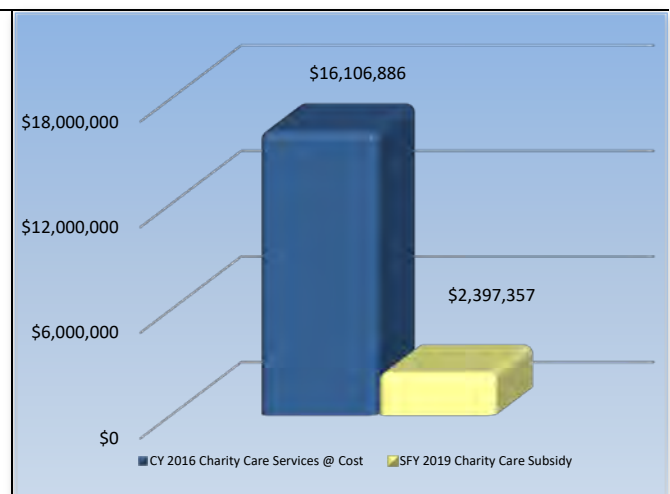
- Hospitals also give back to the community by serving as the primary source of medical services for the state's 688,000 uninsured, thus serving as the healthcare safety net for the most needy.
- In 2017, uninsured patients presented at Morris County Hospitals on 47,912 occasions.
- New Jersey's general hospitals are predominantly not-for-profit entities — any excess revenue over expenses is returned to the community in the form of new medical technology, expanded hospital services, maintenance and expansion of physical infrastructure and the enhanced ability to hire and maintain skilled workforce.

ANNUAL TAXES

Morris County Hospitals pay \$11,380,400 annually in taxes including:

- 0.53 Percent Assessment: \$9,346,000
- Adjusted Admissions Assessment: \$1,130,500
- Newborn Screening Fees: \$904,000
- Other assessments such as New Jersey Poison Information & Education System (NJPIES) and Maternal and Child Health Consortium Assessment
- In addition, hospitals support their local municipalities through voluntary, negotiated payments and in-kind contributions.

SFY 2019 CHARITY CARE SUBSIDY SHORTFALL



Ocean County Hospitals

ANNUAL CONTRIBUTIONS TO THE LOCAL AND STATE ECONOMY

Total Expenditures: \$986,876,000

▪ **5,230 full-time equivalent jobs, including:**

Nursing:	1,642
Therapy:	249
Radiology:	375
Pharmacy:	146
Pathology and Laboratory:	196
Dietary/Housekeeping/Maintenance:	415
Total Employee Payroll:	\$371,923,000
Estimated State Income Taxes Paid by Employees:	\$20,548,700

▪ **Purchased Services of \$172,563,000, including:**

Contracted Labor: \$69,261,000
Pharmaceutical Drugs: \$86,784,000
Dietary/Laundry/Housekeeping Supplies: \$4,642,000
Building Supplies: \$557,000
Utilities: \$11,319,000 including:
\$7,757,000 in Electric
\$1,769,000 in Oil & Gas
\$1,793,000 in Water/Sewage/Disposal

ANNUAL CONTRIBUTIONS AS A HEALTHCARE SAFETY NET

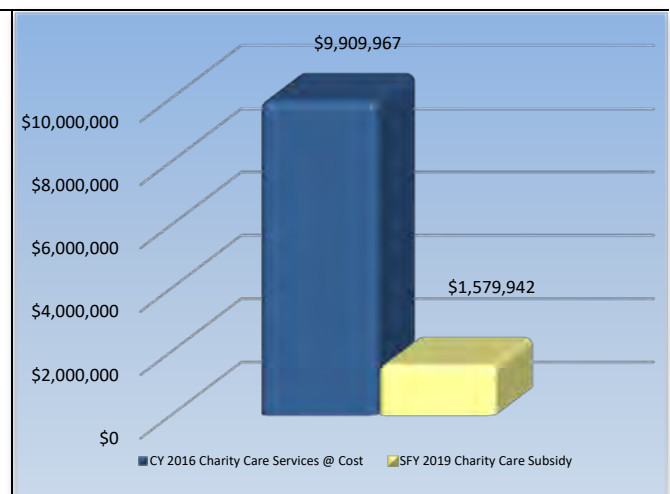
- Hospitals also give back to the community by serving as the primary source of medical services for the state's 688,000 uninsured, thus serving as the healthcare safety net for the most needy.
- In 2017, uninsured patients presented at Ocean County Hospitals on 31,190 occasions.
- New Jersey's general hospitals are predominantly not-for-profit entities — any excess revenue over expenses is returned to the community in the form of new medical technology, expanded hospital services, maintenance and expansion of physical infrastructure and the enhanced ability to hire and maintain skilled workforce.

ANNUAL TAXES

Ocean County Hospitals pay \$6,951,700 annually in taxes including:

- 0.53 Percent Assessment: \$5,507,300
- Adjusted Admissions Assessment: \$891,200
- Newborn Screening Fees: \$553,300
- Other assessments such as New Jersey Poison Information & Education System (NJPIES) and Maternal and Child Health Consortium Assessment
- In addition, hospitals support their local municipalities through voluntary, negotiated payments and in-kind contributions.

SFY 2019 CHARITY CARE SUBSIDY SHORTFALL



Passaic County Hospitals

ANNUAL CONTRIBUTIONS TO THE LOCAL AND STATE ECONOMY

Total Expenditures: \$1,004,568,000

▪ **5,307 full-time equivalent jobs, including:**

Nursing:1,334
 Therapy:189
 Radiology:262
 Pharmacy:131
 Pathology and Laboratory:157
 Dietary/Housekeeping/Maintenance:434

Total Employee Payroll: \$421,808,000

Estimated State Income Taxes Paid by Employees: \$23,304,900

▪ **Purchased Services of \$151,317,000, including:**

Contracted Labor: \$97,430,000
 Pharmaceutical Drugs: \$37,802,000
 Dietary/Laundry/Housekeeping Supplies: \$4,770,000
 Building Supplies: \$1,162,000
 Utilities: \$10,153,000 including:
 \$6,071,000 in Electric
 \$1,704,000 in Oil & Gas
 \$2,378,000 in Water/Sewage/Disposal

ANNUAL CONTRIBUTIONS AS A HEALTHCARE SAFETY NET

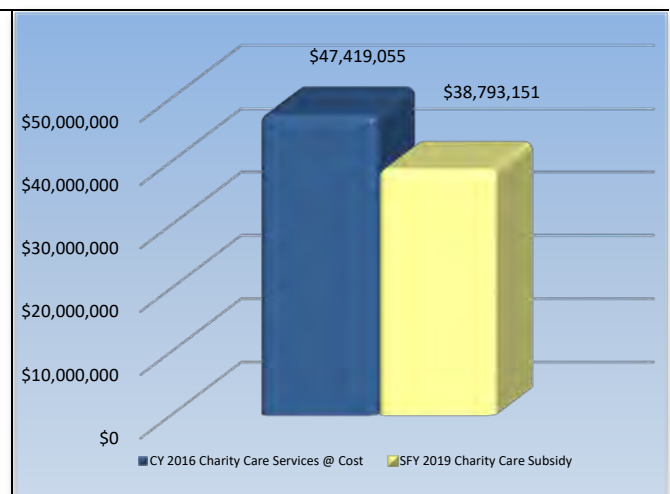
- Hospitals also give back to the community by serving as the primary source of medical services for the state's 688,000 uninsured, thus serving as the healthcare safety net for the most needy.
- In 2017, uninsured patients presented at Passaic County Hospitals on 124,769 occasions.
- New Jersey's general hospitals are predominantly not-for-profit entities — any excess revenue over expenses is returned to the community in the form of new medical technology, expanded hospital services, maintenance and expansion of physical infrastructure and the enhanced ability to hire and maintain skilled workforce.

ANNUAL TAXES

Passaic County Hospitals pay \$6,484,800 annually in taxes including:

- 0.53 Percent Assessment: \$5,259,600
- Adjusted Admissions Assessment: \$642,700
- Newborn Screening Fees: \$582,800
- Other assessments such as New Jersey Poison Information & Education System (NJPIES) and Maternal and Child Health Consortium Assessment
- In addition, hospitals support their local municipalities through voluntary, negotiated payments and in-kind contributions.

SFY 2019 CHARITY CARE SUBSIDY SHORTFALL



Salem County Hospitals

ANNUAL CONTRIBUTIONS TO THE LOCAL AND STATE ECONOMY

Total Expenditures: \$136,611,000

▪ **663 full-time equivalent jobs, including:**

Nursing:	156
Therapy:	22
Radiology:	52
Pharmacy:	16
Pathology and Laboratory:	32
Dietary/Housekeeping/Maintenance:	70
Total Employee Payroll:	\$45,966,000
Estimated State Income Taxes Paid by Employees:	\$2,539,600

▪ **Purchased Services of \$19,938,000, including:**

Contracted Labor: \$14,380,000
Pharmaceutical Drugs: \$2,170,000
Dietary/Laundry/Housekeeping Supplies: \$920,000
Building Supplies: \$76,000
Utilities: \$2,392,000 including:
\$1,542,000 in Electric
\$471,000 in Oil & Gas
\$379,000 in Water/Sewage/Disposal

ANNUAL CONTRIBUTIONS AS A HEALTHCARE SAFETY NET

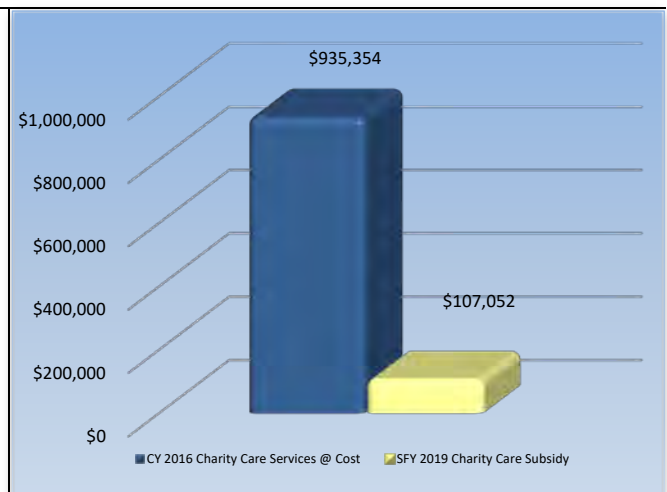
- Hospitals also give back to the community by serving as the primary source of medical services for the state's 688,000 uninsured, thus serving as the healthcare safety net for the most needy.
- In 2017, uninsured patients presented at Salem County Hospitals on 4,705 occasions.
- New Jersey's general hospitals are predominantly not-for-profit entities — any excess revenue over expenses is returned to the community in the form of new medical technology, expanded hospital services, maintenance and expansion of physical infrastructure and the enhanced ability to hire and maintain skilled workforce.

ANNUAL TAXES

Salem County Hospitals pay \$842,800 annually in taxes including:

- 0.53 Percent Assessment: \$657,000
- Adjusted Admissions Assessment: \$143,600
- Newborn Screening Fees: \$42,300
- Other assessments such as New Jersey Poison Information & Education System (NJPIES) and Maternal and Child Health Consortium Assessment
- In addition, hospitals support their local municipalities through voluntary, negotiated payments and in-kind contributions.

SFY 2019 CHARITY CARE SUBSIDY SHORTFALL



Somerset County Hospitals

ANNUAL CONTRIBUTIONS TO THE LOCAL AND STATE ECONOMY

Total Expenditures: \$267,135,000

▪ **1,496 full-time equivalent jobs, including:**

Nursing:	479
Therapy:	106
Radiology:	86
Pharmacy:	33
Pathology and Laboratory:	91
Dietary/Housekeeping/Maintenance:	144
Total Employee Payroll:	\$107,939,000
Estimated State Income Taxes Paid by Employees:	\$5,963,600

▪ **Purchased Services of \$28,842,000, including:**

Contracted Labor: \$11,435,000
Pharmaceutical Drugs: \$13,030,000
Dietary/Laundry/Housekeeping Supplies: \$2,924,000
Building Supplies: \$823,000
Utilities: \$630,000 including:
\$439,000 in Electric
\$166,000 in Oil & Gas
\$25,000 in Water/Sewage/Disposal

ANNUAL CONTRIBUTIONS AS A HEALTHCARE SAFETY NET

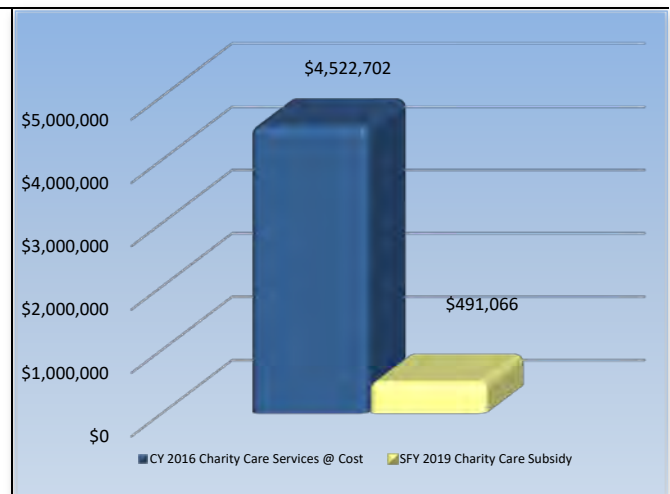
- Hospitals also give back to the community by serving as the primary source of medical services for the state's 688,000 uninsured, thus serving as the healthcare safety net for the most needy.
- In 2017, uninsured patients presented at Somerset County Hospitals on 9,697 occasions.
- New Jersey's general hospitals are predominantly not-for-profit entities — any excess revenue over expenses is returned to the community in the form of new medical technology, expanded hospital services, maintenance and expansion of physical infrastructure and the enhanced ability to hire and maintain skilled workforce.

ANNUAL TAXES

Somerset County Hospitals pay \$1,871,900 annually in taxes including:

- 0.53 Percent Assessment: \$1,485,300
- Adjusted Admissions Assessment: \$264,300
- Newborn Screening Fees: \$122,400
- Other assessments such as New Jersey Poison Information & Education System (NJPIES) and Maternal and Child Health Consortium Assessment
- In addition, hospitals support their local municipalities through voluntary, negotiated payments and in-kind contributions.

SFY 2019 CHARITY CARE SUBSIDY SHORTFALL



Sussex County Hospitals

ANNUAL CONTRIBUTIONS TO THE LOCAL AND STATE ECONOMY

Total Expenditures: \$156,085,000

▪ **994 full-time equivalent jobs, including:**

Nursing:	293
Therapy:	40
Radiology:	38
Pharmacy:	28
Pathology and Laboratory:	33
Dietary/Housekeeping/Maintenance:	94
Total Employee Payroll:	\$69,048,000
Estimated State Income Taxes Paid by Employees:	\$3,814,900

▪ **Purchased Services of \$16,790,000, including:**

Contracted Labor: \$2,771,000
Pharmaceutical Drugs: \$10,558,000
Dietary/Laundry/Housekeeping Supplies: \$1,222,000
Building Supplies: \$177,000
Utilities: \$2,062,000 including:
\$1,238,000 in Electric
\$347,000 in Oil & Gas
\$477,000 in Water/Sewage/Disposal

ANNUAL CONTRIBUTIONS AS A HEALTHCARE SAFETY NET

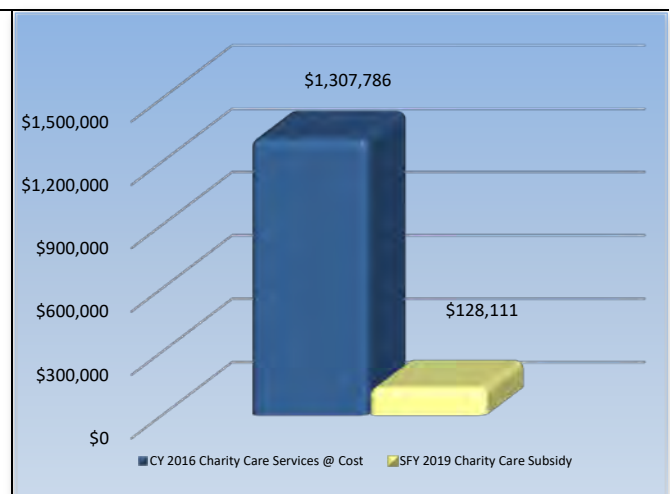
- Hospitals also give back to the community by serving as the primary source of medical services for the state's 688,000 uninsured, thus serving as the healthcare safety net for the most needy.
- In 2017, uninsured patients presented at Sussex County Hospitals on 4,654 occasions.
- New Jersey's general hospitals are predominantly not-for-profit entities — any excess revenue over expenses is returned to the community in the form of new medical technology, expanded hospital services, maintenance and expansion of physical infrastructure and the enhanced ability to hire and maintain skilled workforce.

ANNUAL TAXES

Sussex County Hospitals pay \$1,130,800 annually in taxes including:

- 0.53 Percent Assessment: \$879,900
- Adjusted Admissions Assessment: \$156,600
- Newborn Screening Fees: \$94,400
- Other assessments such as New Jersey Poison Information & Education System (NJPIES) and Maternal and Child Health Consortium Assessment
- In addition, hospitals support their local municipalities through voluntary, negotiated payments and in-kind contributions.

SFY 2019 CHARITY CARE SUBSIDY SHORTFALL



Union County Hospitals

ANNUAL CONTRIBUTIONS TO THE LOCAL AND STATE ECONOMY

Total Expenditures: \$1,043,436,000

▪ **6,252 full-time equivalent jobs, including:**

Nursing:	1,401
Therapy:	209
Radiology:	309
Pharmacy:	121
Pathology and Laboratory:	139
Dietary/Housekeeping/Maintenance:	593
Total Employee Payroll:	\$448,377,000
Estimated State Income Taxes Paid by Employees:	\$24,772,800

▪ **Purchased Services of \$135,930,000, including:**

Contracted Labor: \$30,012,000
Pharmaceutical Drugs: \$86,272,000
Dietary/Laundry/Housekeeping Supplies: \$8,142,000
Building Supplies: \$1,410,000
Utilities: \$10,094,000 including:
\$5,695,000 in Electric
\$2,443,000 in Oil & Gas
\$1,956,000 in Water/Sewage/Disposal

ANNUAL CONTRIBUTIONS AS A HEALTHCARE SAFETY NET

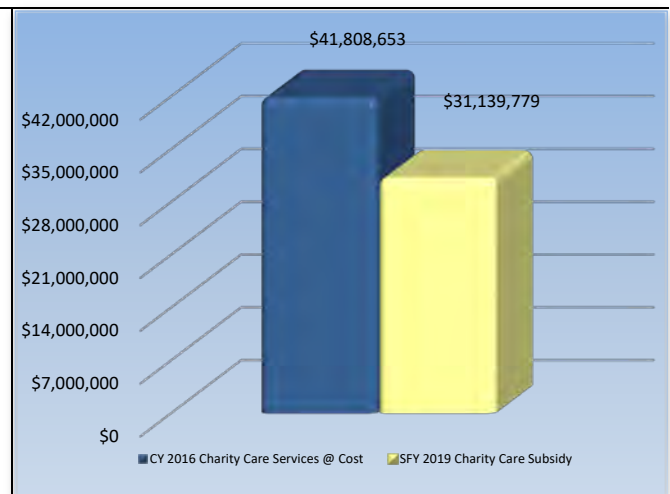
- Hospitals also give back to the community by serving as the primary source of medical services for the state's 688,000 uninsured, thus serving as the healthcare safety net for the most needy.
- In 2017, uninsured patients presented at Union County Hospitals on 108,074 occasions.
- New Jersey's general hospitals are predominantly not-for-profit entities — any excess revenue over expenses is returned to the community in the form of new medical technology, expanded hospital services, maintenance and expansion of physical infrastructure and the enhanced ability to hire and maintain skilled workforce.

ANNUAL TAXES

Union County Hospitals pay \$7,543,300 annually in taxes including:

- 0.53 Percent Assessment: \$6,071,000
- Adjusted Admissions Assessment: \$839,100
- Newborn Screening Fees: \$633,200
- Other assessments such as New Jersey Poison Information & Education System (NJPIES) and Maternal and Child Health Consortium Assessment
- In addition, hospitals support their local municipalities through voluntary, negotiated payments and in-kind contributions.

SFY 2019 CHARITY CARE SUBSIDY SHORTFALL



Warren County Hospitals

ANNUAL CONTRIBUTIONS TO THE LOCAL AND STATE ECONOMY

Total Expenditures: \$180,559,000

▪ **1,205 full-time equivalent jobs, including:**

Nursing:	237
Therapy:	82
Radiology:	86
Pharmacy:	32
Pathology and Laboratory:	55
Dietary/Housekeeping/Maintenance:	134
Total Employee Payroll:	\$77,479,000
Estimated State Income Taxes Paid by Employees:	\$4,280,700

▪ **Purchased Services of \$24,005,000, including:**

Contracted Labor: \$5,470,000
Pharmaceutical Drugs: \$14,071,000
Dietary/Laundry/Housekeeping Supplies: \$1,359,000
Building Supplies: \$367,000
Utilities: \$2,738,000 including:
\$1,751,000 in Electric
\$440,000 in Oil & Gas
\$547,000 in Water/Sewage/Disposal

ANNUAL CONTRIBUTIONS AS A HEALTHCARE SAFETY NET

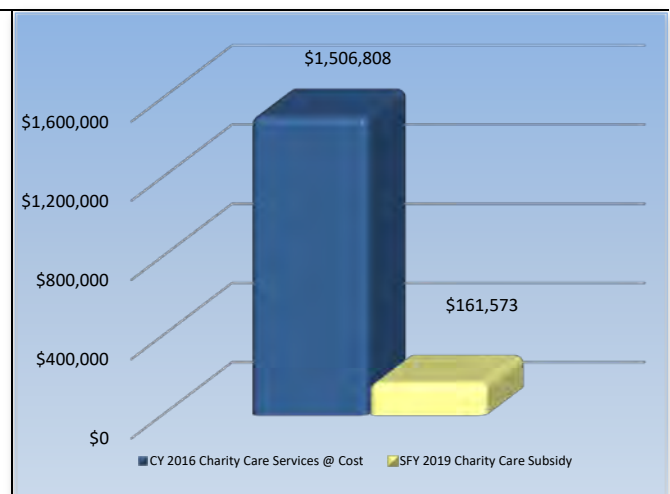
- Hospitals also give back to the community by serving as the primary source of medical services for the state's 688,000 uninsured, thus serving as the healthcare safety net for the most needy.
- In 2017, uninsured patients presented at Warren County Hospitals on 6,966 occasions.
- New Jersey's general hospitals are predominantly not-for-profit entities — any excess revenue over expenses is returned to the community in the form of new medical technology, expanded hospital services, maintenance and expansion of physical infrastructure and the enhanced ability to hire and maintain skilled workforce.

ANNUAL TAXES

Warren County Hospitals pay \$1,148,600 annually in taxes including:

- 0.53 Percent Assessment: \$982,200
- Adjusted Admissions Assessment: \$166,400
- Newborn Screening Fees: \$0
- Other assessments such as New Jersey Poison Information & Education System (NJPIES) and Maternal and Child Health Consortium Assessment
- In addition, hospitals support their local municipalities through voluntary, negotiated payments and in-kind contributions.

SFY 2019 CHARITY CARE SUBSIDY SHORTFALL





760 ALEXANDER ROAD
PRINCETON, NJ 08540

WWW.NJHA.COM