



NEW JERSEY HOSPITAL ASSOCIATION

# 2017 **ECONOMIC IMPACT REPORT**



NEW JERSEY HOSPITAL ASSOCIATION

# 2017 ECONOMIC IMPACT REPORT

©2017 NEW JERSEY HOSPITAL ASSOCIATION

Published by: Health Economics Department  
760 Alexander Road, PO Box 1, Princeton, NJ 08543-0001

All rights reserved. No part of this publication may be reproduced in any form without the prior written permission of the publisher, the New Jersey Hospital Association (NJHA). NJHA is not responsible for any misprints, typographical or other errors, or any consequences caused as a result of the use of this publication. This publication is provided with the understanding that NJHA is not engaged in rendering any legal, accounting or other professional services and NJHA shall not be held liable for any circumstances arising out of its use. If legal advice or other expert assistance is required, the services of a competent professional should be sought. NJHA invites your comments and suggestions. Please direct all correspondence to the New Jersey Hospital Association, Health Economics Department, 760 Alexander Road, PO Box 1, Princeton, New Jersey 08543-0001. By telephone 609-275-4029, by fax 609-228-6062, or by e-mail at [arazanica@njha.com](mailto:arazanica@njha.com).



## Introduction

**N**ew Jersey hospitals are a vital public resource. They serve nearly 15 million patients annually, providing healthcare services to all, regardless of their ability to pay. But the contributions of New Jersey's hospitals extend far beyond their healthcare services. Hospitals also are economic strongholds; they are dependable sources of jobs, income taxes and spending that help stabilize their communities through good times and bad.

New Jersey's acute care hospitals provide substantial contributions to the state's economy. In 2016, New Jersey hospitals delivered:

- \$23.4 billion in total expenditures
- \$3.3 billion in purchased services
- Over 120,000 full-time equivalent jobs and total employment of nearly 144,000 full- and part-time positions
- Nearly \$9 billion in total employee salaries
- Over \$496 million in state income taxes paid by hospital employees
- Over \$622 million in charity care services to New Jersey's working poor and other uninsured residents.

Healthcare is the only industry that has added jobs in the state every year from 1990 through 2016 while increasing its share of jobholding from 7.5 percent in 1990 to 11.9 percent in 2016. According to the New Jersey Department of Labor, the outlook for healthcare employment in the Garden State is bright. From 2014 through 2024, it is projected that 85,300 jobs will be added, an annual increase of 1.7 percent. Healthcare cluster employment is comprised of three industry groups: ambulatory healthcare services (47 percent), hospitals (33 percent) and nursing and residential care facilities (20 percent).

Hospital contributions ripple across New Jersey, providing economic stability to the state, its counties and to individual communities. In many towns, the local hospital is the largest employer, providing untold benefits in jobs and health insurance coverage, local spending and community health services.

The pages that follow detail the many economic contributions of New Jersey's hospitals. The information is presented statewide and also for New Jersey's 21 counties. In addition, hospital-specific reports show the important contributions of hospitals to their local communities. Together, this data paints a compelling picture of the compassionate care and economic stability delivered by New Jersey's hospital community.

## About This Report

The information provided in this report was compiled by NJHA's Health Economics department based on 2016 cost reports from 71 acute care hospitals filed with the New Jersey Department of Health, along with other publicly available data sources.

# New Jersey Hospitals

## ANNUAL CONTRIBUTIONS TO THE LOCAL AND STATE ECONOMY

### Total Expenditures: \$23.4 billion

#### ▪ Over 120,000 full-time equivalent jobs, including:

Nursing: .....	32,194
Therapy: .....	4,305
Radiology: .....	6,594
Pharmacy: .....	2,601
Pathology and Laboratory: .....	4,792
Dietary/Housekeeping/Maintenance: .....	10,168
<b>Total Employee Payroll: .....</b>	<b>\$9 billion</b>
<b>Estimated State Income Taxes Paid by Employees: .....</b>	<b>\$496 million</b>

#### ▪ Purchased Services of \$3.3 billion, including:

Contracted Labor: \$1.6 billion
Pharmaceutical Drugs: \$1.4 billion
Dietary/Laundry/Housekeeping Supplies: \$129 million
Building Supplies: \$20 million
Utilities: \$240 million including:
\$158 million in Electric
\$42 million in Oil & Gas
\$40 million in Water/Sewage/Disposal

## ANNUAL CONTRIBUTIONS AS A HEALTHCARE SAFETY NET

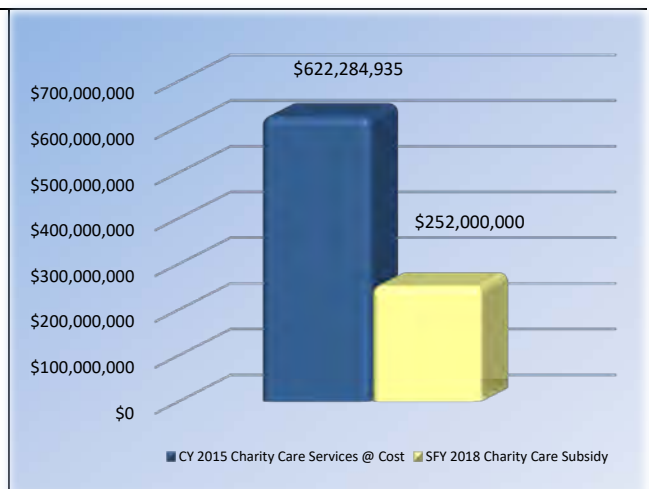
- Hospitals also give back to the community by serving as the primary source of medical services for the state's 705,000 uninsured, thus serving as the healthcare safety net for the most needy.
- In 2016, uninsured patients presented at New Jersey hospitals on 1.4 million occasions.
- New Jersey's general hospitals are predominantly not-for-profit entities — any excess revenue over expenses is returned to the community in the form of new medical technology, expanded hospital services, maintenance and expansion of physical infrastructure and the enhanced ability to hire and maintain skilled workforce.

### ANNUAL TAXES

#### New Jersey hospitals pay nearly \$159 million annually in taxes including:

- 0.53 Percent Assessment: \$131.5 million
- Adjusted Admissions Assessment: \$17.4 million
- Newborn Screening Fees: \$9.6 million
- Other assessments such as New Jersey Poison Information & Education System (NJPIES) and Maternal and Child Health Consortium Assessment
- In addition, hospitals support their local municipalities through voluntary, negotiated payments and in-kind contributions.

### SFY 2018 CHARITY CARE SUBSIDY SHORTFALL



# Teaching Hospitals

## ANNUAL CONTRIBUTIONS TO THE LOCAL AND STATE ECONOMY

### Total Expenditures: \$18.3 billion

#### ▪ Over 92,700 full-time equivalent jobs, including:

Nursing: .....	24,506
Therapy: .....	3,101
Radiology: .....	4,685
Pharmacy: .....	1,917
Pathology and Laboratory: .....	3,558
Dietary/Housekeeping/Maintenance: .....	7,634
<b>Total Employee Payroll: .....</b>	<b>\$7 billion</b>
<b>Estimated State Income Taxes Paid by Employees: .....</b>	<b>\$386 million</b>

#### ▪ Purchased Services of \$2.5 billion, including:

Contracted Labor: \$1.1 billion
Pharmaceutical Drugs: \$1.1 billion
Dietary/Laundry/Housekeeping Supplies: \$98 million
Building Supplies: \$15 million
Utilities: \$179 million including:
\$115 million in Electric
\$33 million in Oil & Gas
\$31 million in Water/Sewage/Disposal

## ANNUAL CONTRIBUTIONS AS A HEALTHCARE SAFETY NET

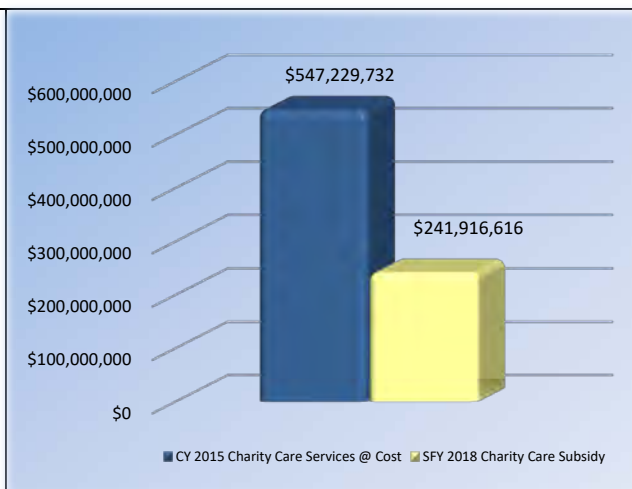
- Teaching hospitals also give back to the community by serving as the primary source of medical services for the state's 705,000 uninsured, thus serving as the healthcare safety net for the most needy.
- In 2016, uninsured patients presented at teaching hospitals on 1.2 million occasions.
- New Jersey's general hospitals are predominantly not-for-profit entities — any excess revenue over expenses is returned to the community in the form of new medical technology, expanded hospital services, maintenance and expansion of physical infrastructure and the enhanced ability to hire and maintain skilled workforce.

### ANNUAL TAXES

**New Jersey teaching hospitals pay nearly \$123 million annually in taxes including:**

- 0.53 Percent Assessment: \$102.7 million
- Adjusted Admissions Assessment: \$12.6 million
- Newborn Screening Fees: \$7.5 million
- Other assessments such as New Jersey Poison Information & Education System (NJPIES) and Maternal and Child Health Consortium Assessment
- In addition, hospitals support their local municipalities through voluntary, negotiated payments and in-kind contributions.

### SFY 2018 CHARITY CARE SUBSIDY SHORTFALL



# AtlantiCare Regional Medical Center City Campus\*

## ANNUAL CONTRIBUTIONS TO THE LOCAL AND STATE ECONOMY

**Total Expenditures: \$248,986,000**

▪ **1,514 full-time equivalent jobs, including:**

Nursing: .....	377
Therapy: .....	38
Radiology: .....	83
Pharmacy: .....	32
Pathology and Laboratory: .....	60
Dietary/Housekeeping/Maintenance: .....	120

**Total Employee Payroll: ..... \$85,496,000**

**Estimated State Income Taxes Paid by Employees: ..... \$4,723,700**

▪ **Purchased Services of \$20,580,000, including:**

Contracted Labor: \$6,958,000
Pharmaceutical Drugs: \$8,156,000
Dietary/Laundry/Housekeeping Supplies: \$1,858,000
Building Supplies: \$6,000
Utilities: \$3,602,000 including:
\$2,184,000 in Electric
\$878,000 in Oil & Gas
\$540,000 in Water/Sewage/Disposal

## ANNUAL CONTRIBUTIONS AS A HEALTHCARE SAFETY NET

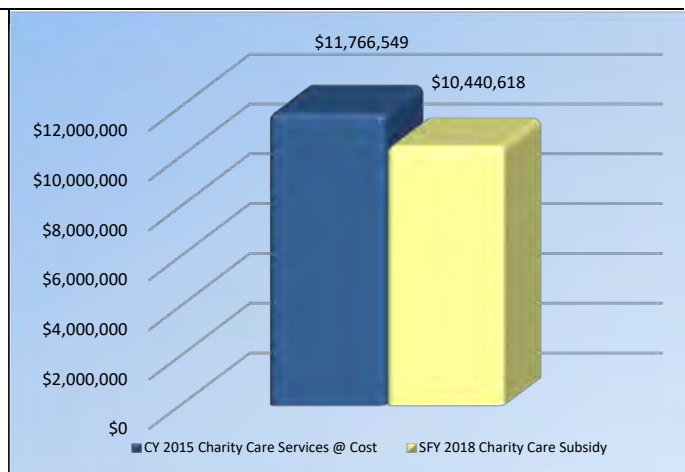
- Hospitals also give back to the community by serving as the primary source of medical services for the state's 705,000 uninsured, thus serving as the healthcare safety net for the most needy.
- In 2016, uninsured patients presented at AtlantiCare Regional Medical Center City Campus on 20,554 occasions.
- New Jersey's general hospitals are predominantly not-for-profit entities — any excess revenue over expenses is returned to the community in the form of new medical technology, expanded hospital services, maintenance and expansion of physical infrastructure and the enhanced ability to hire and maintain skilled workforce.

## ANNUAL TAXES

**AtlantiCare Regional Medical Center City Campus pays \$1,476,600 annually in taxes including:**

- 0.53 Percent Assessment: \$1,279,800
- Adjusted Admissions Assessment: \$196,800
- Newborn Screening Fees: \$0
- Other assessments such as New Jersey Poison Information & Education System (NJPIES) and Maternal and Child Health Consortium Assessment
- In addition, hospitals support their local municipalities through voluntary, negotiated payments and in-kind contributions.

## SFY 2018 CHARITY CARE SUBSIDY SHORTFALL



\*Six-month data annualized to approximate full year.



# AtlantiCare Regional Medical Center Mainland Campus\*

## ANNUAL CONTRIBUTIONS TO THE LOCAL AND STATE ECONOMY

**Total Expenditures: \$389,040,000**

▪ **1,967 full-time equivalent jobs, including:**

Nursing: .....	598
Therapy: .....	28
Radiology: .....	126
Pharmacy: .....	51
Pathology and Laboratory: .....	43
Dietary/Housekeeping/Maintenance: .....	139
<b>Total Employee Payroll: .....</b>	<b>\$133,444,000</b>
<b>Estimated State Income Taxes Paid by Employees: .....</b>	<b>\$7,372,800</b>

▪ **Purchased Services of \$52,728,000, including:**

Contracted Labor: \$13,222,000
Pharmaceutical Drugs: \$31,898,000
Dietary/Laundry/Housekeeping Supplies: \$2,904,000
Building Supplies: \$10,000
Utilities: \$4,694,000 including:
\$3,024,000 in Electric
\$824,000 in Oil & Gas
\$846,000 in Water/Sewage/Disposal

## ANNUAL CONTRIBUTIONS AS A HEALTHCARE SAFETY NET

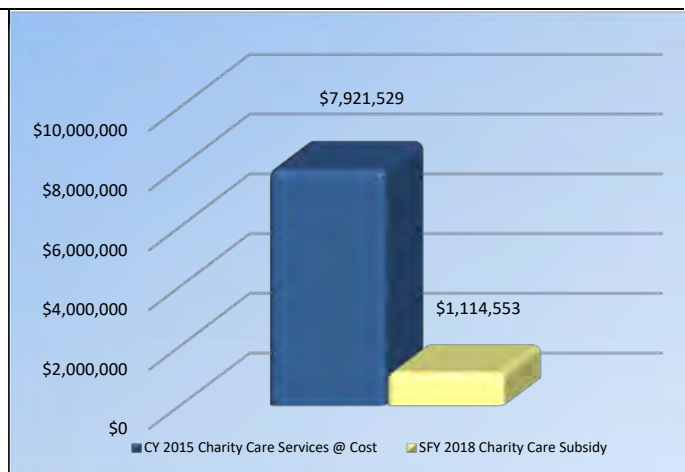
- Hospitals also give back to the community by serving as the primary source of medical services for the state's 705,000 uninsured, thus serving as the healthcare safety net for the most needy.
- In 2016, uninsured patients presented at AtlantiCare Regional Medical Center Mainland Campus on 11,524 occasions.
- New Jersey's general hospitals are predominantly not-for-profit entities — any excess revenue over expenses is returned to the community in the form of new medical technology, expanded hospital services, maintenance and expansion of physical infrastructure and the enhanced ability to hire and maintain skilled workforce.

## ANNUAL TAXES

**AtlantiCare Regional Medical Center Mainland Campus pays \$3,079,100 annually in taxes including:**

- 0.53 Percent Assessment: \$2,611,300
- Adjusted Admissions Assessment: \$307,500
- Newborn Screening Fees: \$160,400
- Other assessments such as New Jersey Poison Information & Education System (NJPIES) and Maternal and Child Health Consortium Assessment
- In addition, hospitals support their local municipalities through voluntary, negotiated payments and in-kind contributions.

## SFY 2018 CHARITY CARE SUBSIDY SHORTFALL



\*Six-month data annualized to approximate full year.

# Bergen Regional Medical Center

## ANNUAL CONTRIBUTIONS TO THE LOCAL AND STATE ECONOMY

**Total Expenditures: \$275,251,000**

▪ **1,751 full-time equivalent jobs, including:**

Nursing: .....	352
Therapy: .....	30
Radiology: .....	17
Pharmacy: .....	39
Pathology and Laboratory: .....	22
Dietary/Housekeeping/Maintenance: .....	224

**Total Employee Payroll: ..... \$106,324,000**

**Estimated State Income Taxes Paid by Employees: ..... \$5,874,400**

▪ **Purchased Services of \$43,707,000, including:**

Contracted Labor: \$22,556,000

Pharmaceutical Drugs: \$13,208,000

Dietary/Laundry/Housekeeping Supplies: \$4,633,000

Building Supplies: \$317,000

Utilities: \$2,993,000 including:

\$1,722,000 in Electric

\$602,000 in Oil & Gas

\$669,000 in Water/Sewage/Disposal

## ANNUAL CONTRIBUTIONS AS A HEALTHCARE SAFETY NET

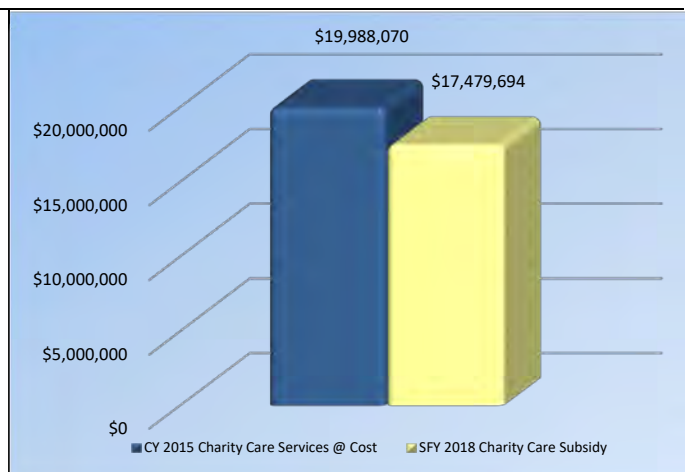
- Hospitals also give back to the community by serving as the primary source of medical services for the state's 705,000 uninsured, thus serving as the healthcare safety net for the most needy.
- In 2016, uninsured patients presented at Bergen Regional Medical Center on 41,046 occasions.
- New Jersey's general hospitals are predominantly not-for-profit entities — any excess revenue over expenses is returned to the community in the form of new medical technology, expanded hospital services, maintenance and expansion of physical infrastructure and the enhanced ability to hire and maintain skilled workforce.

## ANNUAL TAXES

**Bergen Regional Medical Center pays \$1,610,400 annually in taxes including:**

- 0.53 Percent Assessment: \$1,441,900
- Adjusted Admissions Assessment: \$168,400
- Newborn Screening Fees: \$0
- Other assessments such as New Jersey Poison Information & Education System (NJPIES) and Maternal and Child Health Consortium Assessment
- In addition, hospitals support their local municipalities through voluntary, negotiated payments and in-kind contributions.

## SFY 2018 CHARITY CARE SUBSIDY SHORTFALL





# Cape Regional Medical Center

## ANNUAL CONTRIBUTIONS TO THE LOCAL AND STATE ECONOMY

**Total Expenditures: \$123,577,000**

▪ **800 full-time equivalent jobs, including:**

Nursing: .....	182
Therapy: .....	40
Radiology: .....	58
Pharmacy: .....	21
Pathology and Laboratory: .....	64
Dietary/Housekeeping/Maintenance: .....	55
<b>Total Employee Payroll: .....</b>	<b>\$50,959,000</b>
<b>Estimated State Income Taxes Paid by Employees: .....</b>	<b>\$2,815,500</b>

▪ **Purchased Services of \$21,491,000, including:**

Contracted Labor: \$14,008,000
Pharmaceutical Drugs: \$4,931,000
Dietary/Laundry/Housekeeping Supplies: \$520,000
Building Supplies: \$21,000
Utilities: \$2,011,000 including:
\$1,431,000 in Electric
\$233,000 in Oil & Gas
\$347,000 in Water/Sewage/Disposal

## ANNUAL CONTRIBUTIONS AS A HEALTHCARE SAFETY NET

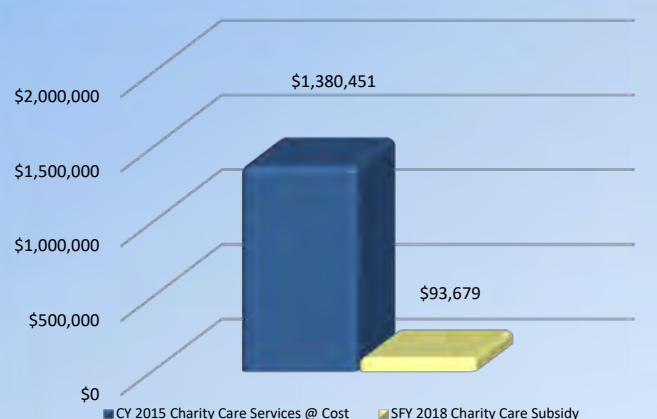
- Hospitals also give back to the community by serving as the primary source of medical services for the state's 705,000 uninsured, thus serving as the healthcare safety net for the most needy.
- In 2016, uninsured patients presented at Cape Regional Medical Center on 12,806 occasions.
- New Jersey's general hospitals are predominantly not-for-profit entities — any excess revenue over expenses is returned to the community in the form of new medical technology, expanded hospital services, maintenance and expansion of physical infrastructure and the enhanced ability to hire and maintain skilled workforce.

## ANNUAL TAXES

**Cape Regional Medical Center pays \$893,300 annually in taxes including:**

- 0.53 Percent Assessment: \$670,800
- Adjusted Admissions Assessment: \$187,500
- Newborn Screening Fees: \$35,100
- Other assessments such as New Jersey Poison Information & Education System (NJPIES) and Maternal and Child Health Consortium Assessment
- In addition, hospitals support their local municipalities through voluntary, negotiated payments and in-kind contributions.

## SFY 2018 CHARITY CARE SUBSIDY SHORTFALL



# Capital Health Medical Center - Hopewell

## ANNUAL CONTRIBUTIONS TO THE LOCAL AND STATE ECONOMY

**Total Expenditures: \$375,116,000**

▪ **1,778 full-time equivalent jobs, including:**

Nursing: ..... 438  
 Therapy: ..... 64  
 Radiology: ..... 113  
 Pharmacy: ..... 33  
 Pathology and Laboratory: ..... 57  
 Dietary/Housekeeping/Maintenance: ..... 165

**Total Employee Payroll: ..... \$140,701,000**

**Estimated State Income Taxes Paid by Employees: ..... \$7,773,700**

▪ **Purchased Services of \$46,068,000, including:**

Contracted Labor: \$21,166,000  
 Pharmaceutical Drugs: \$18,811,000  
 Dietary/Laundry/Housekeeping Supplies: \$2,150,000  
 Building Supplies: \$31,000  
 Utilities: \$3,910,000 including:  
     \$2,923,000 in Electric  
     \$755,000 in Oil & Gas  
     \$232,000 in Water/Sewage/Disposal

## ANNUAL CONTRIBUTIONS AS A HEALTHCARE SAFETY NET

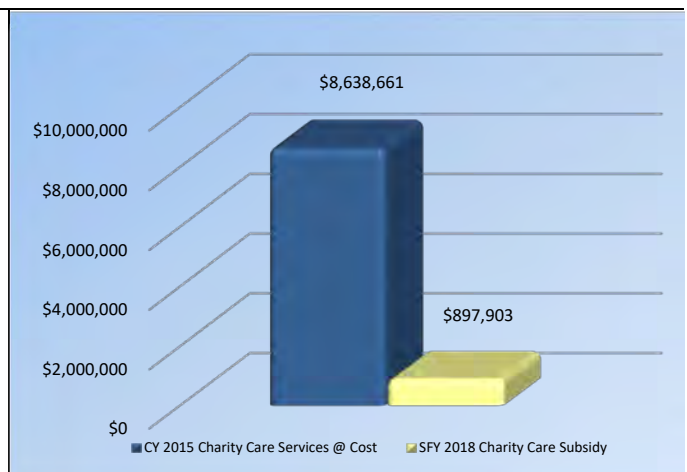
- Hospitals also give back to the community by serving as the primary source of medical services for the state's 705,000 uninsured, thus serving as the healthcare safety net for the most needy.
- In 2016, uninsured patients presented at Capital Health Medical Center - Hopewell on 22,709 occasions.
- New Jersey's general hospitals are predominantly not-for-profit entities — any excess revenue over expenses is returned to the community in the form of new medical technology, expanded hospital services, maintenance and expansion of physical infrastructure and the enhanced ability to hire and maintain skilled workforce.

## ANNUAL TAXES

**Capital Health Medical Center - Hopewell pays \$2,727,300 annually in taxes including:**

- 0.53 Percent Assessment: \$1,806,500
- Adjusted Admissions Assessment: \$344,300
- Newborn Screening Fees: \$576,500
- Other assessments such as New Jersey Poison Information & Education System (NJPIES) and Maternal and Child Health Consortium Assessment
- In addition, hospitals support their local municipalities through voluntary, negotiated payments and in-kind contributions.

## SFY 2018 CHARITY CARE SUBSIDY SHORTFALL



# Capital Health Regional Medical Center

## ANNUAL CONTRIBUTIONS TO THE LOCAL AND STATE ECONOMY

**Total Expenditures: \$269,002,000**

▪ **1,598 full-time equivalent jobs, including:**

Nursing: ..... 453  
 Therapy: ..... 67  
 Radiology: ..... 72  
 Pharmacy: ..... 36  
 Pathology and Laboratory: ..... 46  
 Dietary/Housekeeping/Maintenance: ..... 147

**Total Employee Payroll: ..... \$120,836,000**

**Estimated State Income Taxes Paid by Employees: ..... \$6,676,200**

▪ **Purchased Services of \$32,661,000, including:**

Contracted Labor: \$21,271,000  
 Pharmaceutical Drugs: \$7,360,000  
 Dietary/Laundry/Housekeeping Supplies: \$1,513,000  
 Building Supplies: \$22,000  
 Utilities: \$2,495,000 including:  
     \$1,761,000 in Electric  
     \$390,000 in Oil & Gas  
     \$344,000 in Water/Sewage/Disposal

## ANNUAL CONTRIBUTIONS AS A HEALTHCARE SAFETY NET

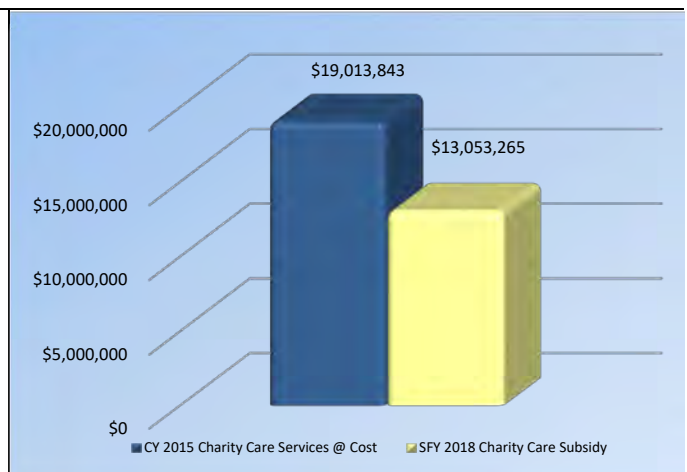
- Hospitals also give back to the community by serving as the primary source of medical services for the state's 705,000 uninsured, thus serving as the healthcare safety net for the most needy.
- In 2016, uninsured patients presented at Capital Health Regional Medical Center on 69,809 occasions.
- New Jersey's general hospitals are predominantly not-for-profit entities — any excess revenue over expenses is returned to the community in the form of new medical technology, expanded hospital services, maintenance and expansion of physical infrastructure and the enhanced ability to hire and maintain skilled workforce.

## ANNUAL TAXES

**Capital Health Regional Medical Center pays \$1,447,800 annually in taxes including:**

- 0.53 Percent Assessment: \$1,311,000
- Adjusted Admissions Assessment: \$136,800
- Newborn Screening Fees: \$0
- Other assessments such as New Jersey Poison Information & Education System (NJPIES) and Maternal and Child Health Consortium Assessment
- In addition, hospitals support their local municipalities through voluntary, negotiated payments and in-kind contributions.

## SFY 2018 CHARITY CARE SUBSIDY SHORTFALL



# CarePoint Health Bayonne Medical Center

## ANNUAL CONTRIBUTIONS TO THE LOCAL AND STATE ECONOMY

**Total Expenditures: \$179,649,000**

▪ **737 full-time equivalent jobs, including:**

Nursing: .....	208
Therapy: .....	22
Radiology: .....	31
Pharmacy: .....	21
Pathology and Laboratory: .....	31
Dietary/Housekeeping/Maintenance: .....	105
<b>Total Employee Payroll: .....</b>	<b>\$49,501,000</b>
<b>Estimated State Income Taxes Paid by Employees: .....</b>	<b>\$2,734,900</b>

▪ **Purchased Services of \$80,902,000, including:**

Contracted Labor: \$71,208,000
Pharmaceutical Drugs: \$6,044,000
Dietary/Laundry/Housekeeping Supplies: \$1,691,000
Building Supplies: \$111,000
Utilities: \$1,848,000 including:
\$944,000 in Electric
\$660,000 in Oil & Gas
\$244,000 in Water/Sewage/Disposal

## ANNUAL CONTRIBUTIONS AS A HEALTHCARE SAFETY NET

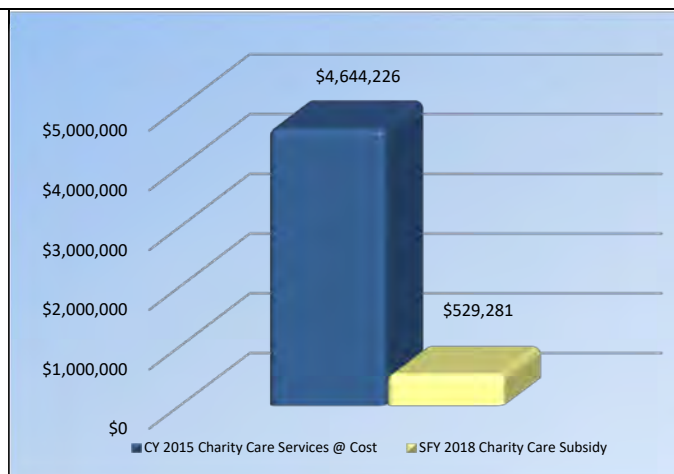
- Hospitals also give back to the community by serving as the primary source of medical services for the state's 705,000 uninsured, thus serving as the healthcare safety net for the most needy.
- In 2016, uninsured patients presented at CarePoint Health Bayonne Medical Center on 6,645 occasions.
- New Jersey's general hospitals are predominantly not-for-profit entities — any excess revenue over expenses is returned to the community in the form of new medical technology, expanded hospital services, maintenance and expansion of physical infrastructure and the enhanced ability to hire and maintain skilled workforce.

## ANNUAL TAXES

**CarePoint Health Bayonne Medical Center pays \$1,085,700 annually in taxes including:**

- 0.53 Percent Assessment: \$966,900
- Adjusted Admissions Assessment: \$118,800
- Newborn Screening Fees: \$0
- Other assessments such as New Jersey Poison Information & Education System (NJPIES) and Maternal and Child Health Consortium Assessment
- In addition, hospitals support their local municipalities through voluntary, negotiated payments and in-kind contributions.

## SFY 2018 CHARITY CARE SUBSIDY SHORTFALL



# CarePoint Health Christ Hospital

## ANNUAL CONTRIBUTIONS TO THE LOCAL AND STATE ECONOMY

**Total Expenditures: \$202,964,000**

▪ **929 full-time equivalent jobs, including:**

Nursing: .....	227
Therapy: .....	22
Radiology: .....	56
Pharmacy: .....	21
Pathology and Laboratory: .....	46
Dietary/Housekeeping/Maintenance: .....	97

**Total Employee Payroll: ..... \$66,948,000**

**Estimated State Income Taxes Paid by Employees: ..... \$3,698,900**

▪ **Purchased Services of \$72,623,000, including:**

Contracted Labor: \$64,243,000
Pharmaceutical Drugs: \$5,941,000
Dietary/Laundry/Housekeeping Supplies: \$206,000
Building Supplies: \$39,000
Utilities: \$2,194,000 including:
\$1,349,000 in Electric
\$395,000 in Oil & Gas
\$450,000 in Water/Sewage/Disposal

## ANNUAL CONTRIBUTIONS AS A HEALTHCARE SAFETY NET

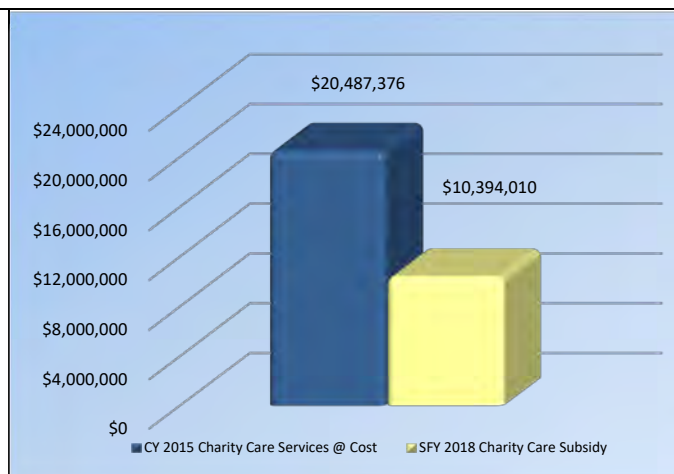
- Hospitals also give back to the community by serving as the primary source of medical services for the state's 705,000 uninsured, thus serving as the healthcare safety net for the most needy.
- In 2016, uninsured patients presented at CarePoint Health Christ Hospital on 24,898 occasions.
- New Jersey's general hospitals are predominantly not-for-profit entities — any excess revenue over expenses is returned to the community in the form of new medical technology, expanded hospital services, maintenance and expansion of physical infrastructure and the enhanced ability to hire and maintain skilled workforce.

## ANNUAL TAXES

**CarePoint Health Christ Hospital pays \$1,406,800 annually in taxes including:**

- 0.53 Percent Assessment: \$1,172,600
- Adjusted Admissions Assessment: \$167,000
- Newborn Screening Fees: \$67,200
- Other assessments such as New Jersey Poison Information & Education System (NJPIES) and Maternal and Child Health Consortium Assessment
- In addition, hospitals support their local municipalities through voluntary, negotiated payments and in-kind contributions.

## SFY 2018 CHARITY CARE SUBSIDY SHORTFALL



# CarePoint Health Hoboken University Medical Center

## ANNUAL CONTRIBUTIONS TO THE LOCAL AND STATE ECONOMY

**Total Expenditures: \$190,375,000**

▪ **922 full-time equivalent jobs, including:**

Nursing: .....	229
Therapy: .....	23
Radiology: .....	29
Pharmacy: .....	22
Pathology and Laboratory: .....	26
Dietary/Housekeeping/Maintenance: .....	122
<b>Total Employee Payroll: .....</b>	<b>\$60,773,000</b>
<b>Estimated State Income Taxes Paid by Employees: .....</b>	<b>\$3,357,700</b>

▪ **Purchased Services of \$69,888,000, including:**

Contracted Labor: \$63,189,000
Pharmaceutical Drugs: \$4,843,000
Dietary/Laundry/Housekeeping Supplies: \$127,000
Building Supplies: \$92,000
Utilities: \$1,637,000 including:
\$765,000 in Electric
\$304,000 in Oil & Gas
\$568,000 in Water/Sewage/Disposal

## ANNUAL CONTRIBUTIONS AS A HEALTHCARE SAFETY NET

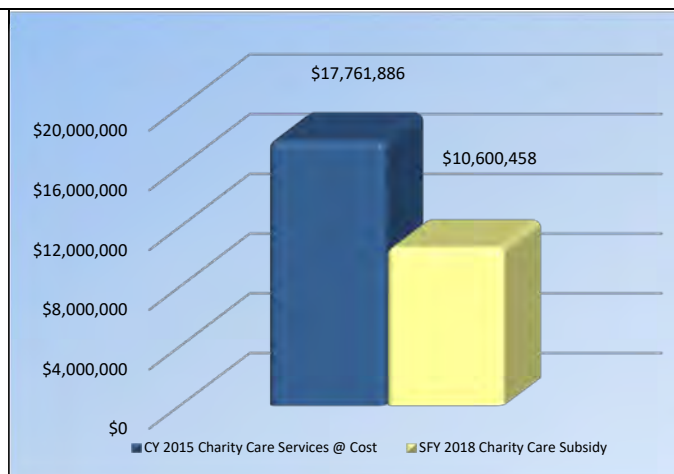
- Hospitals also give back to the community by serving as the primary source of medical services for the state's 705,000 uninsured, thus serving as the healthcare safety net for the most needy.
- In 2016, uninsured patients presented at CarePoint Health Hoboken University Medical Center on 30,675 occasions.
- New Jersey's general hospitals are predominantly not-for-profit entities — any excess revenue over expenses is returned to the community in the form of new medical technology, expanded hospital services, maintenance and expansion of physical infrastructure and the enhanced ability to hire and maintain skilled workforce.

## ANNUAL TAXES

**CarePoint Health Hoboken University Medical Center pays \$1,336,800 annually in taxes including:**

- 0.53 Percent Assessment: \$1,109,200
- Adjusted Admissions Assessment: \$138,800
- Newborn Screening Fees: \$88,700
- Other assessments such as New Jersey Poison Information & Education System (NJPIES) and Maternal and Child Health Consortium Assessment
- In addition, hospitals support their local municipalities through voluntary, negotiated payments and in-kind contributions.

## SFY 2018 CHARITY CARE SUBSIDY SHORTFALL



# CentraState Medical Center

## ANNUAL CONTRIBUTIONS TO THE LOCAL AND STATE ECONOMY

**Total Expenditures: \$272,396,000**

▪ **1,685 full-time equivalent jobs, including:**

Nursing: .....	530
Therapy: .....	105
Radiology: .....	107
Pharmacy: .....	37
Pathology and Laboratory: .....	76
Dietary/Housekeeping/Maintenance: .....	171

**Total Employee Payroll: ..... \$112,265,000**

**Estimated State Income Taxes Paid by Employees: ..... \$6,202,600**

▪ **Purchased Services of \$32,254,000, including:**

Contracted Labor: \$2,820,000
Pharmaceutical Drugs: \$24,470,000
Dietary/Laundry/Housekeeping Supplies: \$1,862,000
Building Supplies: \$270,000
Utilities: \$2,832,000 including:
\$2,243,000 in Electric
\$323,000 in Oil & Gas
\$266,000 in Water/Sewage/Disposal

## ANNUAL CONTRIBUTIONS AS A HEALTHCARE SAFETY NET

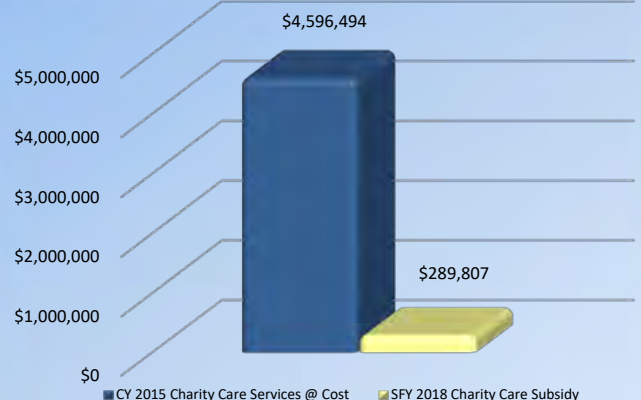
- Hospitals also give back to the community by serving as the primary source of medical services for the state's 705,000 uninsured, thus serving as the healthcare safety net for the most needy.
- In 2016, uninsured patients presented at CentraState Medical Center on 21,224 occasions.
- New Jersey's general hospitals are predominantly not-for-profit entities — any excess revenue over expenses is returned to the community in the form of new medical technology, expanded hospital services, maintenance and expansion of physical infrastructure and the enhanced ability to hire and maintain skilled workforce.

## ANNUAL TAXES

**CentraState Medical Center pays \$1,900,800 annually in taxes including:**

- 0.53 Percent Assessment: \$1,476,100
- Adjusted Admissions Assessment: \$317,400
- Newborn Screening Fees: \$107,400
- Other assessments such as New Jersey Poison Information & Education System (NJPIES) and Maternal and Child Health Consortium Assessment
- In addition, hospitals support their local municipalities through voluntary, negotiated payments and in-kind contributions.

## SFY 2018 CHARITY CARE SUBSIDY SHORTFALL





# ***Chilton Medical Center***

---

## ANNUAL CONTRIBUTIONS TO THE LOCAL AND STATE ECONOMY

---

**Total Expenditures: \$202,299,000**

▪ **1,197 full-time equivalent jobs, including:**

Nursing: ..... 309  
 Therapy: ..... 57  
 Radiology: ..... 74  
 Pharmacy: ..... 27  
 Pathology and Laboratory: ..... 43  
 Dietary/Housekeeping/Maintenance: ..... 120

**Total Employee Payroll: ..... \$89,537,000**

**Estimated State Income Taxes Paid by Employees: ..... \$4,946,900**

▪ **Purchased Services of \$19,805,000, including:**

Contracted Labor: \$6,732,000  
 Pharmaceutical Drugs: \$9,393,000  
 Dietary/Laundry/Housekeeping Supplies: \$1,407,000  
 Building Supplies: \$261,000  
 Utilities: \$2,012,000 including:  
     \$1,204,000 in Electric  
     \$271,000 in Oil & Gas  
     \$537,000 in Water/Sewage/Disposal

---

## ANNUAL CONTRIBUTIONS AS A HEALTHCARE SAFETY NET

---

- Hospitals also give back to the community by serving as the primary source of medical services for the state's 705,000 uninsured, thus serving as the healthcare safety net for the most needy.
- In 2016, uninsured patients presented at Chilton Medical Center on 3,746 occasions.
- New Jersey's general hospitals are predominantly not-for-profit entities — any excess revenue over expenses is returned to the community in the form of new medical technology, expanded hospital services, maintenance and expansion of physical infrastructure and the enhanced ability to hire and maintain skilled workforce.

---

### ANNUAL TAXES

---

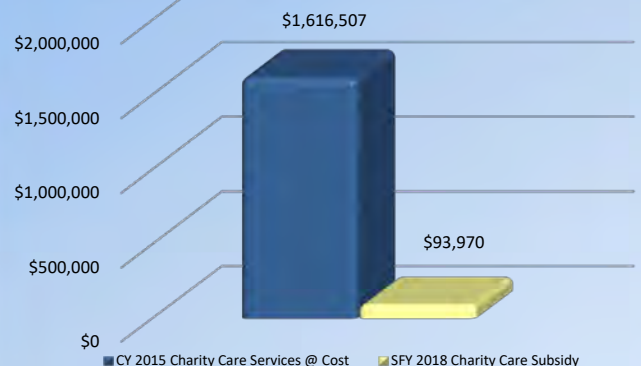
**Chilton Medical Center pays \$1,303,200 annually in taxes including:**

- 0.53 Percent Assessment: \$1,078,300
- Adjusted Admissions Assessment: \$160,500
- Newborn Screening Fees: \$64,400
- Other assessments such as New Jersey Poison Information & Education System (NJPIES) and Maternal and Child Health Consortium Assessment
- In addition, hospitals support their local municipalities through voluntary, negotiated payments and in-kind contributions.

---

### SFY 2018 CHARITY CARE SUBSIDY SHORTFALL

---



# Clara Maass Medical Center

## ANNUAL CONTRIBUTIONS TO THE LOCAL AND STATE ECONOMY

**Total Expenditures: \$266,333,000**

▪ **1,495 full-time equivalent jobs, including:**

Nursing: .....	493
Therapy: .....	46
Radiology: .....	88
Pharmacy: .....	40
Pathology and Laboratory: .....	49
Dietary/Housekeeping/Maintenance: .....	148
<b>Total Employee Payroll: .....</b>	<b>\$108,795,000</b>
<b>Estimated State Income Taxes Paid by Employees: .....</b>	<b>\$6,010,900</b>

▪ **Purchased Services of \$34,915,000, including:**

Contracted Labor: \$16,132,000
Pharmaceutical Drugs: \$14,733,000
Dietary/Laundry/Housekeeping Supplies: \$1,573,000
Building Supplies: \$0
Utilities: \$2,477,000 including:
\$1,870,000 in Electric
\$308,000 in Oil & Gas
\$299,000 in Water/Sewage/Disposal

## ANNUAL CONTRIBUTIONS AS A HEALTHCARE SAFETY NET

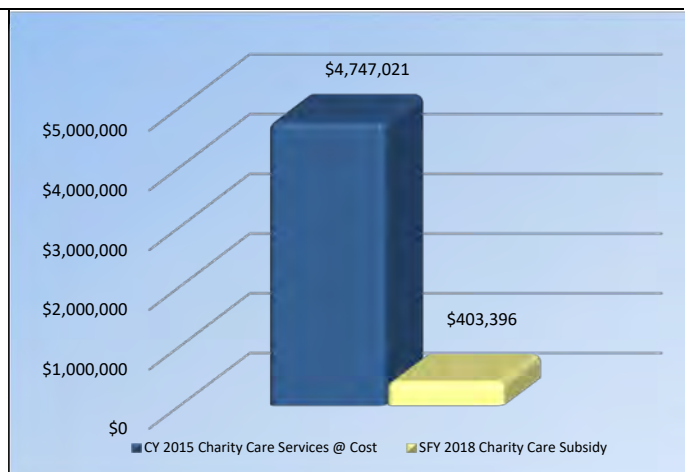
- Hospitals also give back to the community by serving as the primary source of medical services for the state's 705,000 uninsured, thus serving as the healthcare safety net for the most needy.
- In 2016, uninsured patients presented at Clara Maass Medical Center on 18,861 occasions.
- New Jersey's general hospitals are predominantly not-for-profit entities — any excess revenue over expenses is returned to the community in the form of new medical technology, expanded hospital services, maintenance and expansion of physical infrastructure and the enhanced ability to hire and maintain skilled workforce.

## ANNUAL TAXES

**Clara Maass Medical Center pays \$1,993,100 annually in taxes including:**

- 0.53 Percent Assessment: \$1,524,100
- Adjusted Admissions Assessment: \$260,500
- Newborn Screening Fees: \$208,400
- Other assessments such as New Jersey Poison Information & Education System (NJPIES) and Maternal and Child Health Consortium Assessment
- In addition, hospitals support their local municipalities through voluntary, negotiated payments and in-kind contributions.

## SFY 2018 CHARITY CARE SUBSIDY SHORTFALL



# Community Medical Center

## ANNUAL CONTRIBUTIONS TO THE LOCAL AND STATE ECONOMY

**Total Expenditures: \$367,179,000**

▪ **1,952 full-time equivalent jobs, including:**

Nursing: .....	668
Therapy: .....	86
Radiology: .....	154
Pharmacy: .....	56
Pathology and Laboratory: .....	96
Dietary/Housekeeping/Maintenance: .....	157
<b>Total Employee Payroll: .....</b>	<b>\$131,886,000</b>
<b>Estimated State Income Taxes Paid by Employees: .....</b>	<b>\$7,286,700</b>

▪ **Purchased Services of \$59,250,000, including:**

Contracted Labor: \$21,491,000
Pharmaceutical Drugs: \$30,606,000
Dietary/Laundry/Housekeeping Supplies: \$2,675,000
Building Supplies: \$501,000
Utilities: \$3,977,000 including:
\$3,074,000 in Electric
\$407,000 in Oil & Gas
\$496,000 in Water/Sewage/Disposal

## ANNUAL CONTRIBUTIONS AS A HEALTHCARE SAFETY NET

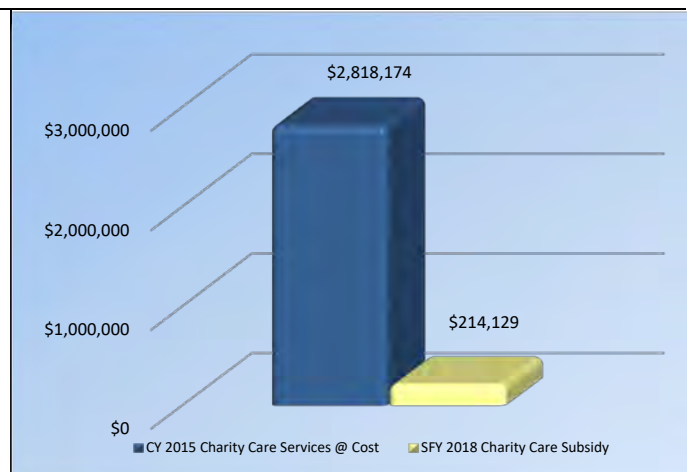
- Hospitals also give back to the community by serving as the primary source of medical services for the state's 705,000 uninsured, thus serving as the healthcare safety net for the most needy.
- In 2016, uninsured patients presented at Community Medical Center on 9,157 occasions.
- New Jersey's general hospitals are predominantly not-for-profit entities — any excess revenue over expenses is returned to the community in the form of new medical technology, expanded hospital services, maintenance and expansion of physical infrastructure and the enhanced ability to hire and maintain skilled workforce.

## ANNUAL TAXES

**Community Medical Center pays \$2,705,800 annually in taxes including:**

- 0.53 Percent Assessment: \$2,129,000
- Adjusted Admissions Assessment: \$366,200
- Newborn Screening Fees: \$210,600
- Other assessments such as New Jersey Poison Information & Education System (NJPIES) and Maternal and Child Health Consortium Assessment
- In addition, hospitals support their local municipalities through voluntary, negotiated payments and in-kind contributions.

## SFY 2018 CHARITY CARE SUBSIDY SHORTFALL



# Cooper University Health Care

## ANNUAL CONTRIBUTIONS TO THE LOCAL AND STATE ECONOMY

**Total Expenditures: \$894,417,000**

▪ **4,278 full-time equivalent jobs, including:**

Nursing: .....	1,032
Therapy: .....	115
Radiology: .....	164
Pharmacy: .....	57
Pathology and Laboratory: .....	131
Dietary/Housekeeping/Maintenance: .....	313
<b>Total Employee Payroll: .....</b>	<b>\$370,234,000</b>
<b>Estimated State Income Taxes Paid by Employees: .....</b>	<b>\$20,455,400</b>

▪ **Purchased Services of \$58,997,000, including:**

Contracted Labor: \$17,555,000
Pharmaceutical Drugs: \$30,888,000
Dietary/Laundry/Housekeeping Supplies: \$3,035,000
Building Supplies: \$0
Utilities: \$7,519,000 including:
\$4,264,000 in Electric
\$1,567,000 in Oil & Gas
\$1,688,000 in Water/Sewage/Disposal

## ANNUAL CONTRIBUTIONS AS A HEALTHCARE SAFETY NET

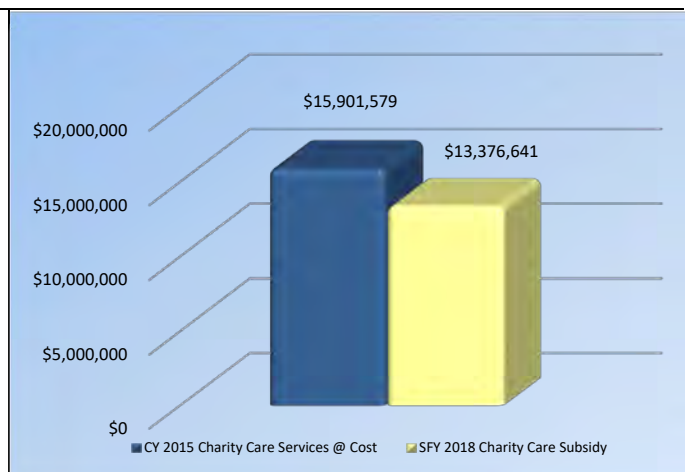
- Hospitals also give back to the community by serving as the primary source of medical services for the state's 705,000 uninsured, thus serving as the healthcare safety net for the most needy.
- In 2016, uninsured patients presented at Cooper University Health Care on 13,546 occasions.
- New Jersey's general hospitals are predominantly not-for-profit entities — any excess revenue over expenses is returned to the community in the form of new medical technology, expanded hospital services, maintenance and expansion of physical infrastructure and the enhanced ability to hire and maintain skilled workforce.

## ANNUAL TAXES

**Cooper University Health Care pays \$5,677,000 annually in taxes including:**

- 0.53 Percent Assessment: \$5,038,400
- Adjusted Admissions Assessment: \$514,400
- Newborn Screening Fees: \$124,200
- Other assessments such as New Jersey Poison Information & Education System (NJPIES) and Maternal and Child Health Consortium Assessment
- In addition, hospitals support their local municipalities through voluntary, negotiated payments and in-kind contributions.

## SFY 2018 CHARITY CARE SUBSIDY SHORTFALL



# Deborah Heart and Lung Center

## ANNUAL CONTRIBUTIONS TO THE LOCAL AND STATE ECONOMY

**Total Expenditures: \$178,091,000**

▪ **907 full-time equivalent jobs, including:**

Nursing: .....	196
Therapy: .....	29
Radiology: .....	38
Pharmacy: .....	18
Pathology and Laboratory: .....	39
Dietary/Housekeeping/Maintenance: .....	107

**Total Employee Payroll: ..... \$75,876,000**

**Estimated State Income Taxes Paid by Employees: ..... \$4,192,100**

▪ **Purchased Services of \$22,488,000, including:**

Contracted Labor: \$15,081,000

Pharmaceutical Drugs: \$4,343,000

Dietary/Laundry/Housekeeping Supplies: \$1,142,000

Building Supplies: \$259,000

Utilities: \$1,663,000 including:

\$1,205,000 in Electric

\$270,000 in Oil & Gas

\$188,000 in Water/Sewage/Disposal

## ANNUAL CONTRIBUTIONS AS A HEALTHCARE SAFETY NET

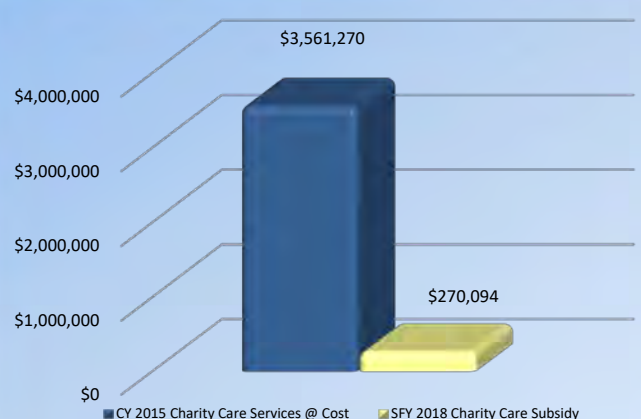
- Hospitals also give back to the community by serving as the primary source of medical services for the state's 705,000 uninsured, thus serving as the healthcare safety net for the most needy.
- In 2016, uninsured patients presented at Deborah Heart and Lung Center on 3,441 occasions.
- New Jersey's general hospitals are predominantly not-for-profit entities — any excess revenue over expenses is returned to the community in the form of new medical technology, expanded hospital services, maintenance and expansion of physical infrastructure and the enhanced ability to hire and maintain skilled workforce.

## ANNUAL TAXES

**Deborah Heart and Lung Center pays \$1,057,700 annually in taxes including:**

- 0.53 Percent Assessment: \$988,100
- Adjusted Admissions Assessment: \$69,600
- Newborn Screening Fees: \$0
- Other assessments such as New Jersey Poison Information & Education System (NJPIES) and Maternal and Child Health Consortium Assessment
- In addition, hospitals support their local municipalities through voluntary, negotiated payments and in-kind contributions.

## SFY 2018 CHARITY CARE SUBSIDY SHORTFALL



# East Orange General Hospital\*

## ANNUAL CONTRIBUTIONS TO THE LOCAL AND STATE ECONOMY

**Total Expenditures: \$103,767,000**

▪ **667 full-time equivalent jobs, including:**

Nursing: .....	178
Therapy: .....	19
Radiology: .....	22
Pharmacy: .....	0
Pathology and Laboratory: .....	18
Dietary/Housekeeping/Maintenance: .....	78
<b>Total Employee Payroll: .....</b>	<b>\$40,869,000</b>
<b>Estimated State Income Taxes Paid by Employees: .....</b>	<b>\$2,258,000</b>

▪ **Purchased Services of \$25,030,000, including:**

Contracted Labor: \$18,228,000
Pharmaceutical Drugs: \$4,193,000
Dietary/Laundry/Housekeeping Supplies: \$914,000
Building Supplies: \$135,000
Utilities: \$1,560,000 including:
\$920,000 in Electric
\$161,000 in Oil & Gas
\$479,000 in Water/Sewage/Disposal

## ANNUAL CONTRIBUTIONS AS A HEALTHCARE SAFETY NET

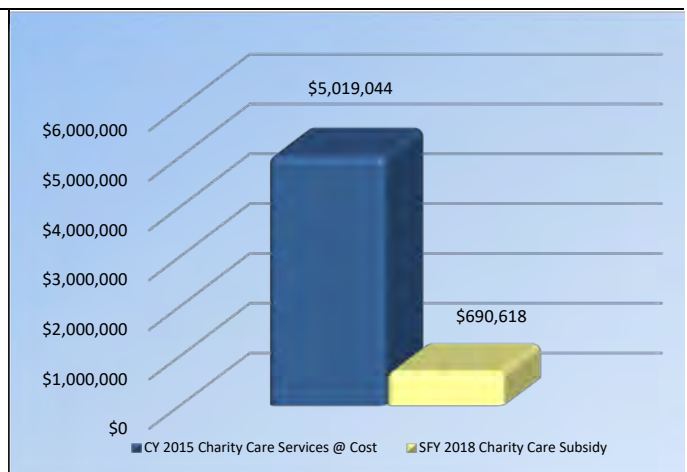
- Hospitals also give back to the community by serving as the primary source of medical services for the state's 705,000 uninsured, thus serving as the healthcare safety net for the most needy.
- In 2016, uninsured patients presented at East Orange General Hospital on 10,249 occasions.
- New Jersey's general hospitals are predominantly not-for-profit entities — any excess revenue over expenses is returned to the community in the form of new medical technology, expanded hospital services, maintenance and expansion of physical infrastructure and the enhanced ability to hire and maintain skilled workforce.

## ANNUAL TAXES

**East Orange General Hospital pays \$479,900 annually in taxes including:**

- 0.53 Percent Assessment: \$389,800
- Adjusted Admissions Assessment: \$90,100
- Newborn Screening Fees: \$0
- Other assessments such as New Jersey Poison Information & Education System (NJPIES) and Maternal and Child Health Consortium Assessment
- In addition, hospitals support their local municipalities through voluntary, negotiated payments and in-kind contributions.

## SFY 2018 CHARITY CARE SUBSIDY SHORTFALL



\*Nine-month data annualized to approximate full year.

# Englewood Hospital and Medical Center

## ANNUAL CONTRIBUTIONS TO THE LOCAL AND STATE ECONOMY

**Total Expenditures: \$560,668,000**

▪ **2,036 full-time equivalent jobs, including:**

Nursing: .....	552
Therapy: .....	66
Radiology: .....	208
Pharmacy: .....	47
Pathology and Laboratory: .....	107
Dietary/Housekeeping/Maintenance: .....	124
<b>Total Employee Payroll: .....</b>	<b>\$149,427,000</b>
<b>Estimated State Income Taxes Paid by Employees: .....</b>	<b>\$8,255,800</b>

▪ **Purchased Services of \$79,739,000, including:**

Contracted Labor: \$34,630,000
Pharmaceutical Drugs: \$37,025,000
Dietary/Laundry/Housekeeping Supplies: \$2,885,000
Building Supplies: \$213,000
Utilities: \$4,986,000 including:
\$3,472,000 in Electric
\$759,000 in Oil & Gas
\$755,000 in Water/Sewage/Disposal

## ANNUAL CONTRIBUTIONS AS A HEALTHCARE SAFETY NET

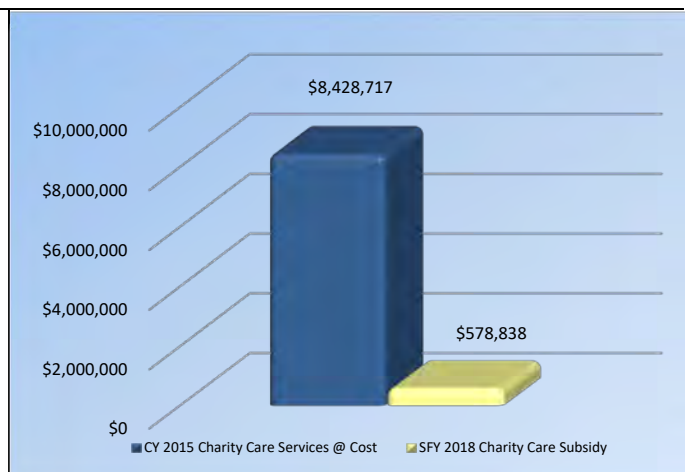
- Hospitals also give back to the community by serving as the primary source of medical services for the state's 705,000 uninsured, thus serving as the healthcare safety net for the most needy.
- In 2016, uninsured patients presented at Englewood Hospital and Medical Center on 71,143 occasions.
- New Jersey's general hospitals are predominantly not-for-profit entities — any excess revenue over expenses is returned to the community in the form of new medical technology, expanded hospital services, maintenance and expansion of physical infrastructure and the enhanced ability to hire and maintain skilled workforce.

## ANNUAL TAXES

**Englewood Hospital and Medical Center pays \$3,718,800 annually in taxes including:**

- 0.53 Percent Assessment: \$3,073,000
- Adjusted Admissions Assessment: \$431,500
- Newborn Screening Fees: \$214,300
- Other assessments such as New Jersey Poison Information & Education System (NJPIES) and Maternal and Child Health Consortium Assessment
- In addition, hospitals support their local municipalities through voluntary, negotiated payments and in-kind contributions.

## SFY 2018 CHARITY CARE SUBSIDY SHORTFALL





# Hackensack Meridian Health Bayshore Medical Center

## ANNUAL CONTRIBUTIONS TO THE LOCAL AND STATE ECONOMY

**Total Expenditures: \$146,406,000**

▪ **900 full-time equivalent jobs, including:**

Nursing: .....	274
Therapy: .....	39
Radiology: .....	63
Pharmacy: .....	24
Pathology and Laboratory: .....	36
Dietary/Housekeeping/Maintenance: .....	85
<b>Total Employee Payroll: .....</b>	<b>\$59,624,000</b>
<b>Estimated State Income Taxes Paid by Employees: .....</b>	<b>\$3,294,200</b>

▪ **Purchased Services of \$21,312,000, including:**

Contracted Labor: \$13,217,000
Pharmaceutical Drugs: \$5,915,000
Dietary/Laundry/Housekeeping Supplies: \$279,000
Building Supplies: \$415,000
Utilities: \$1,486,000 including:
\$1,012,000 in Electric
\$221,000 in Oil & Gas
\$253,000 in Water/Sewage/Disposal

## ANNUAL CONTRIBUTIONS AS A HEALTHCARE SAFETY NET

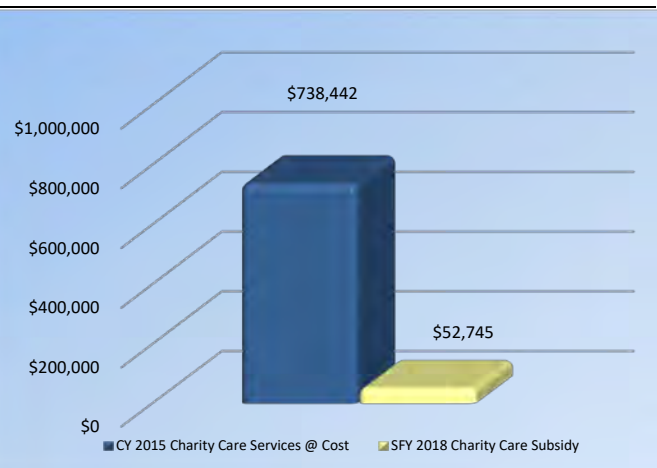
- Hospitals also give back to the community by serving as the primary source of medical services for the state's 705,000 uninsured, thus serving as the healthcare safety net for the most needy.
- In 2016, uninsured patients presented at Hackensack Meridian Health Bayshore Medical Center on 2,786 occasions.
- New Jersey's general hospitals are predominantly not-for-profit entities — any excess revenue over expenses is returned to the community in the form of new medical technology, expanded hospital services, maintenance and expansion of physical infrastructure and the enhanced ability to hire and maintain skilled workforce.

## ANNUAL TAXES

**Hackensack Meridian Health Bayshore Medical Center pays \$971,800 annually in taxes including:**

- 0.53 Percent Assessment: \$853,900
- Adjusted Admissions Assessment: \$117,900
- Newborn Screening Fees: \$0
- Other assessments such as New Jersey Poison Information & Education System (NJPIES) and Maternal and Child Health Consortium Assessment
- In addition, hospitals support their local municipalities through voluntary, negotiated payments and in-kind contributions.

## SFY 2018 CHARITY CARE SUBSIDY SHORTFALL



# Hackensack Meridian Health Hackensack University Medical Center

## ANNUAL CONTRIBUTIONS TO THE LOCAL AND STATE ECONOMY

**Total Expenditures: \$1,655,013,000**

▪ **7,876 full-time equivalent jobs, including:**

Nursing: .....	1,906
Therapy: .....	226
Radiology: .....	677
Pharmacy: .....	162
Pathology and Laboratory: .....	296
Dietary/Housekeeping/Maintenance: .....	527
<b>Total Employee Payroll: .....</b>	<b>\$661,516,000</b>
<b>Estimated State Income Taxes Paid by Employees: .....</b>	<b>\$36,548,800</b>

▪ **Purchased Services of \$254,400,000, including:**

Contracted Labor: \$39,788,000
Pharmaceutical Drugs: \$196,607,000
Dietary/Laundry/Housekeeping Supplies: \$4,786,000
Building Supplies: \$911,000
Utilities: \$12,308,000 including:
\$8,092,000 in Electric
\$3,130,000 in Oil & Gas
\$1,086,000 in Water/Sewage/Disposal

## ANNUAL CONTRIBUTIONS AS A HEALTHCARE SAFETY NET

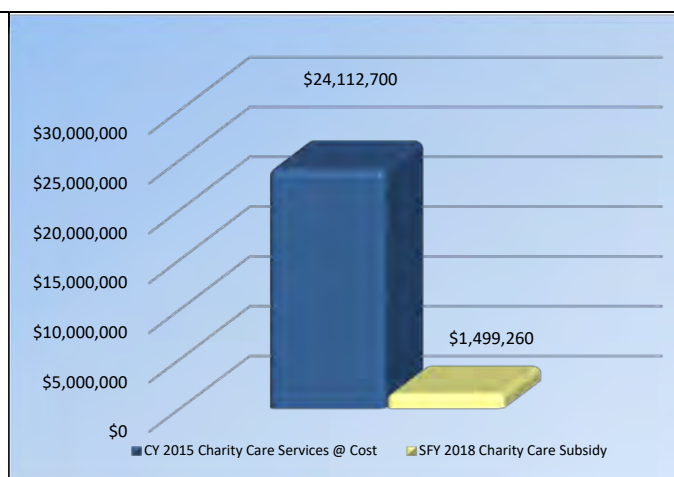
- Hospitals also give back to the community by serving as the primary source of medical services for the state's 705,000 uninsured, thus serving as the healthcare safety net for the most needy.
- In 2016, uninsured patients presented at Hackensack Meridian Health Hackensack University Medical Center on 27,709 occasions.
- New Jersey's general hospitals are predominantly not-for-profit entities — any excess revenue over expenses is returned to the community in the form of new medical technology, expanded hospital services, maintenance and expansion of physical infrastructure and the enhanced ability to hire and maintain skilled workforce.

## ANNUAL TAXES

**Hackensack Meridian Health Hackensack University Medical Center pays \$10,910,300 annually in taxes including:**

- 0.53 Percent Assessment: \$9,372,300
- Adjusted Admissions Assessment: \$1,004,300
- Newborn Screening Fees: \$533,700
- Other assessments such as New Jersey Poison Information & Education System (NJPIES) and Maternal and Child Health Consortium Assessment
- In addition, hospitals support their local municipalities through voluntary, negotiated payments and in-kind contributions.

## SFY 2018 CHARITY CARE SUBSIDY SHORTFALL



# Hackensack Meridian Health Jersey Shore University Medical Center

## ANNUAL CONTRIBUTIONS TO THE LOCAL AND STATE ECONOMY

**Total Expenditures: \$688,799,000**

▪ **3,417 full-time equivalent jobs, including:**

Nursing: .....	1,093
Therapy: .....	100
Radiology: .....	153
Pharmacy: .....	88
Pathology and Laboratory: .....	107
Dietary/Housekeeping/Maintenance: .....	289
<b>Total Employee Payroll: .....</b>	<b>\$251,731,000</b>
<b>Estimated State Income Taxes Paid by Employees: .....</b>	<b>\$13,908,100</b>

▪ **Purchased Services of \$84,761,000, including:**

Contracted Labor: \$43,760,000
Pharmaceutical Drugs: \$32,654,000
Dietary/Laundry/Housekeeping Supplies: \$1,031,000
Building Supplies: \$1,204,000
Utilities: \$6,112,000 including:
\$3,312,000 in Electric
\$2,172,000 in Oil & Gas
\$628,000 in Water/Sewage/Disposal

## ANNUAL CONTRIBUTIONS AS A HEALTHCARE SAFETY NET

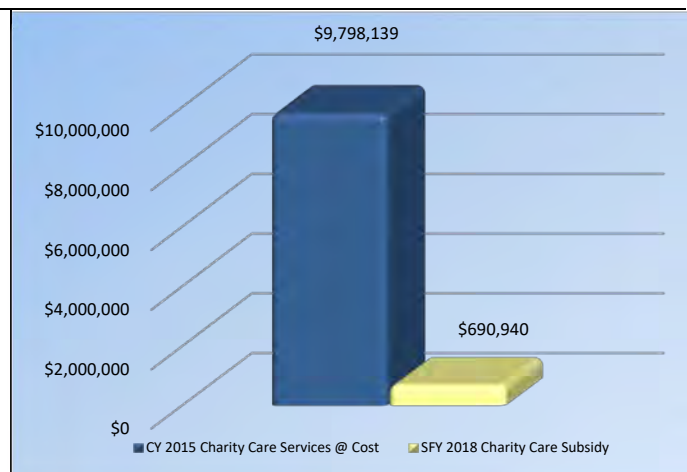
- Hospitals also give back to the community by serving as the primary source of medical services for the state's 705,000 uninsured, thus serving as the healthcare safety net for the most needy.
- In 2016, uninsured patients presented at Hackensack Meridian Health Jersey Shore University Medical Center on 22,141 occasions.
- New Jersey's general hospitals are predominantly not-for-profit entities — any excess revenue over expenses is returned to the community in the form of new medical technology, expanded hospital services, maintenance and expansion of physical infrastructure and the enhanced ability to hire and maintain skilled workforce.

## ANNUAL TAXES

**Hackensack Meridian Health Jersey Shore University Medical Center pays \$4,670,100 annually in taxes including:**

- 0.53 Percent Assessment: \$4,103,000
- Adjusted Admissions Assessment: \$404,900
- Newborn Screening Fees: \$162,200
- Other assessments such as New Jersey Poison Information & Education System (NJPIES) and Maternal and Child Health Consortium Assessment
- In addition, hospitals support their local municipalities through voluntary, negotiated payments and in-kind contributions.

## SFY 2018 CHARITY CARE SUBSIDY SHORTFALL



# Hackensack Meridian Health Mountainside Medical Center

## ANNUAL CONTRIBUTIONS TO THE LOCAL AND STATE ECONOMY

**Total Expenditures: \$228,845,000**

▪ **1,217 full-time equivalent jobs, including:**

Nursing: .....	267
Therapy: .....	43
Radiology: .....	60
Pharmacy: .....	24
Pathology and Laboratory: .....	55
Dietary/Housekeeping/Maintenance: .....	158
<b>Total Employee Payroll: .....</b>	<b>\$84,286,000</b>
<b>Estimated State Income Taxes Paid by Employees: .....</b>	<b>\$4,656,800</b>

▪ **Purchased Services of \$17,407,000, including:**

Contracted Labor: \$2,527,000
Pharmaceutical Drugs: \$11,155,000
Dietary/Laundry/Housekeeping Supplies: \$239,000
Building Supplies: \$264,000
Utilities: \$3,222,000 including:
\$2,356,000 in Electric
\$522,000 in Oil & Gas
\$344,000 in Water/Sewage/Disposal

## ANNUAL CONTRIBUTIONS AS A HEALTHCARE SAFETY NET

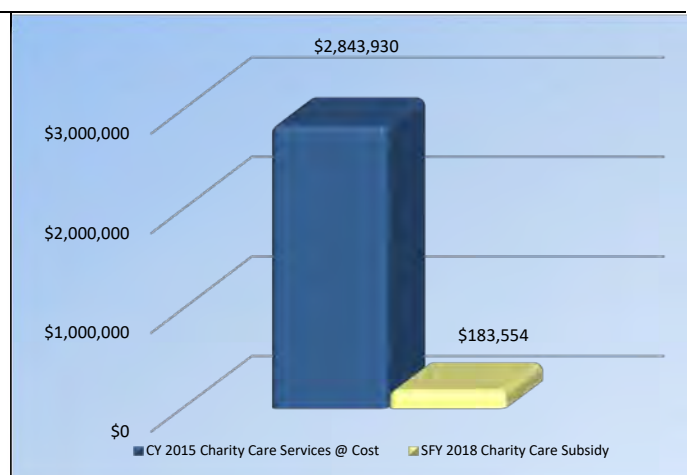
- Hospitals also give back to the community by serving as the primary source of medical services for the state's 705,000 uninsured, thus serving as the healthcare safety net for the most needy.
- In 2016, uninsured patients presented at Hackensack Meridian Health Mountainside Medical Center on 6,004 occasions.
- New Jersey's general hospitals are predominantly not-for-profit entities — any excess revenue over expenses is returned to the community in the form of new medical technology, expanded hospital services, maintenance and expansion of physical infrastructure and the enhanced ability to hire and maintain skilled workforce.

## ANNUAL TAXES

**Hackensack Meridian Health Mountainside Medical Center pays \$1,614,100 annually in taxes including:**

- 0.53 Percent Assessment: \$1,311,100
- Adjusted Admissions Assessment: \$219,900
- Newborn Screening Fees: \$83,100
- Other assessments such as New Jersey Poison Information & Education System (NJPIES) and Maternal and Child Health Consortium Assessment
- In addition, hospitals support their local municipalities through voluntary, negotiated payments and in-kind contributions.

## SFY 2018 CHARITY CARE SUBSIDY SHORTFALL



# Hackensack Meridian Health Ocean Medical Center

## ANNUAL CONTRIBUTIONS TO THE LOCAL AND STATE ECONOMY

**Total Expenditures: \$289,553,000**

▪ **1,577 full-time equivalent jobs, including:**

Nursing: .....	485
Therapy: .....	93
Radiology: .....	91
Pharmacy: .....	50
Pathology and Laboratory: .....	58
Dietary/Housekeeping/Maintenance: .....	124
<b>Total Employee Payroll: .....</b>	<b>\$115,769,000</b>
<b>Estimated State Income Taxes Paid by Employees: .....</b>	<b>\$6,396,200</b>

▪ **Purchased Services of \$45,211,000, including:**

Contracted Labor: \$24,353,000
Pharmaceutical Drugs: \$17,001,000
Dietary/Laundry/Housekeeping Supplies: \$388,000
Building Supplies: \$268,000
Utilities: \$3,201,000 including:
\$2,250,000 in Electric
\$484,000 in Oil & Gas
\$467,000 in Water/Sewage/Disposal

## ANNUAL CONTRIBUTIONS AS A HEALTHCARE SAFETY NET

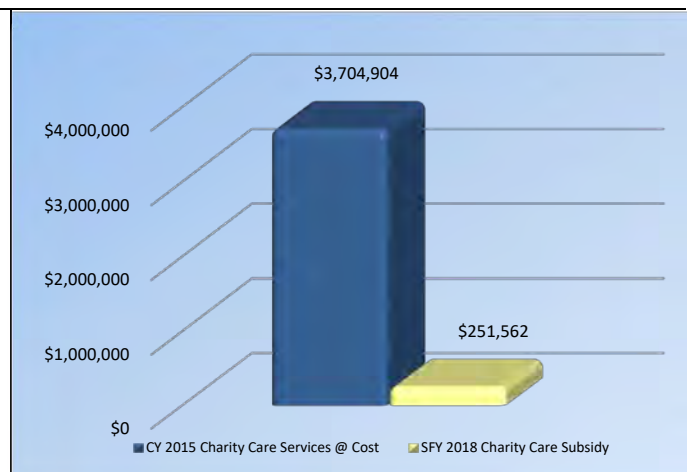
- Hospitals also give back to the community by serving as the primary source of medical services for the state's 705,000 uninsured, thus serving as the healthcare safety net for the most needy.
- In 2016, uninsured patients presented at Hackensack Meridian Health Ocean Medical Center on 10,857 occasions.
- New Jersey's general hospitals are predominantly not-for-profit entities — any excess revenue over expenses is returned to the community in the form of new medical technology, expanded hospital services, maintenance and expansion of physical infrastructure and the enhanced ability to hire and maintain skilled workforce.

## ANNUAL TAXES

**Hackensack Meridian Health Ocean Medical Center pays \$2,059,700 annually in taxes including:**

- 0.53 Percent Assessment: \$1,718,500
- Adjusted Admissions Assessment: \$252,900
- Newborn Screening Fees: \$88,400
- Other assessments such as New Jersey Poison Information & Education System (NJPIES) and Maternal and Child Health Consortium Assessment
- In addition, hospitals support their local municipalities through voluntary, negotiated payments and in-kind contributions.

## SFY 2018 CHARITY CARE SUBSIDY SHORTFALL



# Hackensack Meridian Health Palisades Medical Center

## ANNUAL CONTRIBUTIONS TO THE LOCAL AND STATE ECONOMY

**Total Expenditures: \$179,270,000**

▪ **1,016 full-time equivalent jobs, including:**

Nursing: .....	254
Therapy: .....	44
Radiology: .....	45
Pharmacy: .....	20
Pathology and Laboratory: .....	47
Dietary/Housekeeping/Maintenance: .....	119
<b>Total Employee Payroll: .....</b>	<b>\$74,655,000</b>
<b>Estimated State Income Taxes Paid by Employees: .....</b>	<b>\$4,124,700</b>

▪ **Purchased Services of \$11,480,000, including:**

Contracted Labor: \$2,692,000
Pharmaceutical Drugs: \$5,618,000
Dietary/Laundry/Housekeeping Supplies: \$1,691,000
Building Supplies: \$116,000
Utilities: \$1,363,000 including:
\$1,061,000 in Electric
\$225,000 in Oil & Gas
\$77,000 in Water/Sewage/Disposal

## ANNUAL CONTRIBUTIONS AS A HEALTHCARE SAFETY NET

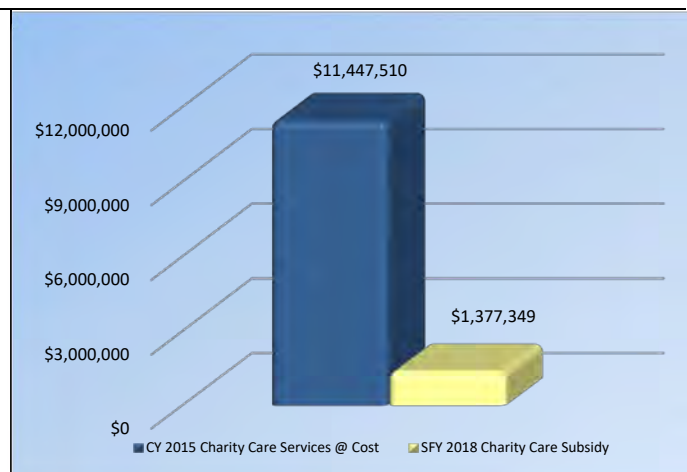
- Hospitals also give back to the community by serving as the primary source of medical services for the state's 705,000 uninsured, thus serving as the healthcare safety net for the most needy.
- In 2016, uninsured patients presented at Hackensack Meridian *Health* Palisades Medical Center on 17,107 occasions.
- New Jersey's general hospitals are predominantly not-for-profit entities — any excess revenue over expenses is returned to the community in the form of new medical technology, expanded hospital services, maintenance and expansion of physical infrastructure and the enhanced ability to hire and maintain skilled workforce.

## ANNUAL TAXES

**Hackensack Meridian *Health* Palisades Medical Center pays \$1,285,800 annually in taxes including:**

- 0.53 Percent Assessment: \$993,900
- Adjusted Admissions Assessment: \$167,700
- Newborn Screening Fees: \$124,100
- Other assessments such as New Jersey Poison Information & Education System (NJPIES) and Maternal and Child Health Consortium Assessment
- In addition, hospitals support their local municipalities through voluntary, negotiated payments and in-kind contributions.

## SFY 2018 CHARITY CARE SUBSIDY SHORTFALL



# Hackensack Meridian Health Pascack Valley Medical Center

## ANNUAL CONTRIBUTIONS TO THE LOCAL AND STATE ECONOMY

**Total Expenditures: \$104,773,000**

▪ **416 full-time equivalent jobs, including:**

Nursing: .....	121
Therapy: .....	24
Radiology: .....	30
Pharmacy: .....	12
Pathology and Laboratory: .....	24
Dietary/Housekeeping/Maintenance: .....	14
<b>Total Employee Payroll: .....</b>	<b>\$34,465,000</b>
<b>Estimated State Income Taxes Paid by Employees: .....</b>	<b>\$1,904,200</b>

▪ **Purchased Services of \$14,172,000, including:**

Contracted Labor: \$9,185,000
Pharmaceutical Drugs: \$2,801,000
Dietary/Laundry/Housekeeping Supplies: \$310,000
Building Supplies: \$1,000
Utilities: \$1,875,000 including:
\$1,276,000 in Electric
\$280,000 in Oil & Gas
\$319,000 in Water/Sewage/Disposal

## ANNUAL CONTRIBUTIONS AS A HEALTHCARE SAFETY NET

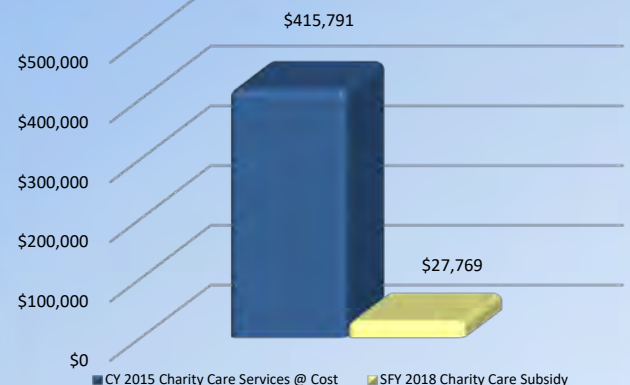
- Hospitals also give back to the community by serving as the primary source of medical services for the state's 705,000 uninsured, thus serving as the healthcare safety net for the most needy.
- In 2016, uninsured patients presented at Hackensack Meridian Health Pascack Valley Medical Center on 903 occasions.
- New Jersey's general hospitals are predominantly not-for-profit entities — any excess revenue over expenses is returned to the community in the form of new medical technology, expanded hospital services, maintenance and expansion of physical infrastructure and the enhanced ability to hire and maintain skilled workforce.

## ANNUAL TAXES

**Hackensack Meridian Health Pascack Valley Medical Center pays \$734,500 annually in taxes including:**

- 0.53 Percent Assessment: \$575,200
- Adjusted Admissions Assessment: \$79,100
- Newborn Screening Fees: \$80,200
- Other assessments such as New Jersey Poison Information & Education System (NJPIES) and Maternal and Child Health Consortium Assessment
- In addition, hospitals support their local municipalities through voluntary, negotiated payments and in-kind contributions.

## SFY 2018 CHARITY CARE SUBSIDY SHORTFALL





# Hackensack Meridian Health Raritan Bay Medical Center Old Bridge

## ANNUAL CONTRIBUTIONS TO THE LOCAL AND STATE ECONOMY

**Total Expenditures: \$83,992,000**

▪ **568 full-time equivalent jobs, including:**

Nursing: .....	168
Therapy: .....	22
Radiology: .....	35
Pharmacy: .....	14
Pathology and Laboratory: .....	20
Dietary/Housekeeping/Maintenance: .....	55
<b>Total Employee Payroll: .....</b>	<b>\$33,103,000</b>
<b>Estimated State Income Taxes Paid by Employees: .....</b>	<b>\$1,828,900</b>

▪ **Purchased Services of \$13,608,000, including:**

Contracted Labor: \$8,892,000
Pharmaceutical Drugs: \$3,356,000
Dietary/Laundry/Housekeeping Supplies: \$238,000
Building Supplies: \$0
Utilities: \$1,122,000 including:
\$817,000 in Electric
\$141,000 in Oil & Gas
\$164,000 in Water/Sewage/Disposal

## ANNUAL CONTRIBUTIONS AS A HEALTHCARE SAFETY NET

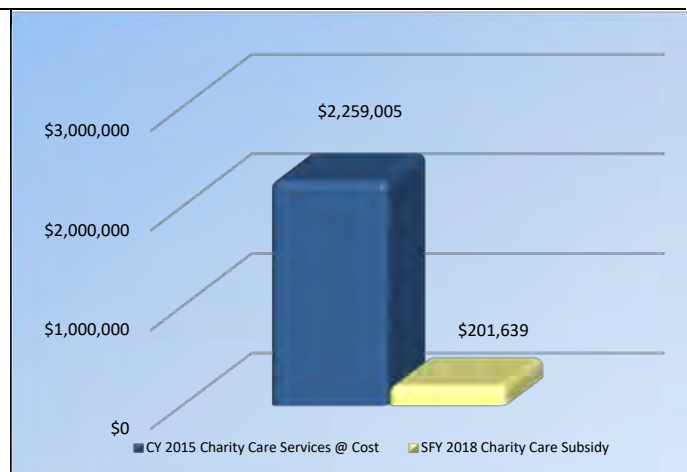
- Hospitals also give back to the community by serving as the primary source of medical services for the state's 705,000 uninsured, thus serving as the healthcare safety net for the most needy.
- In 2016, uninsured patients presented at Hackensack Meridian Health Raritan Bay Medical Center Old Bridge on 2,224 occasions.
- New Jersey's general hospitals are predominantly not-for-profit entities — any excess revenue over expenses is returned to the community in the form of new medical technology, expanded hospital services, maintenance and expansion of physical infrastructure and the enhanced ability to hire and maintain skilled workforce.

## ANNUAL TAXES

**Hackensack Meridian Health Raritan Bay Medical Center Old Bridge pays \$571,100 annually in taxes including:**

- 0.53 Percent Assessment: \$488,900
- Adjusted Admissions Assessment: \$82,200
- Newborn Screening Fees: \$0
- Other assessments such as New Jersey Poison Information & Education System (NJPIES) and Maternal and Child Health Consortium Assessment
- In addition, hospitals support their local municipalities through voluntary, negotiated payments and in-kind contributions.

## SFY 2018 CHARITY CARE SUBSIDY SHORTFALL



# ***Hackensack Meridian Health Raritan Bay Medical Center Perth Amboy***

## **ANNUAL CONTRIBUTIONS TO THE LOCAL AND STATE ECONOMY**

**Total Expenditures: \$173,265,000**

▪ **1,227 full-time equivalent jobs, including:**

Nursing: .....	359
Therapy: .....	32
Radiology: .....	47
Pharmacy: .....	17
Pathology and Laboratory: .....	49
Dietary/Housekeeping/Maintenance: .....	115
<b>Total Employee Payroll: .....</b>	<b>\$77,310,000</b>
<b>Estimated State Income Taxes Paid by Employees: .....</b>	<b>\$4,271,400</b>

▪ **Purchased Services of \$27,032,000, including:**

Contracted Labor: \$21,005,000
Pharmaceutical Drugs: \$3,218,000
Dietary/Laundry/Housekeeping Supplies: \$193,000
Building Supplies: \$0
Utilities: \$2,616,000 including:
\$1,640,000 in Electric
\$343,000 in Oil & Gas
\$633,000 in Water/Sewage/Disposal

## **ANNUAL CONTRIBUTIONS AS A HEALTHCARE SAFETY NET**

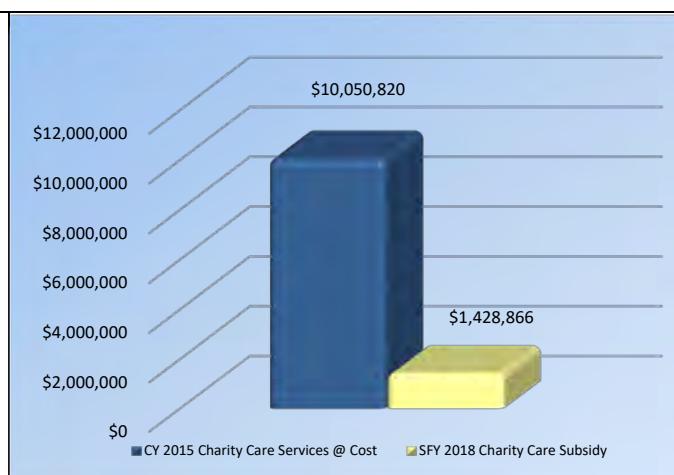
- Hospitals also give back to the community by serving as the primary source of medical services for the state's 705,000 uninsured, thus serving as the healthcare safety net for the most needy.
- In 2016, uninsured patients presented at Hackensack Meridian *Health* Raritan Bay Medical Center Perth Amboy on 10,430 occasion
- New Jersey's general hospitals are predominantly not-for-profit entities — any excess revenue over expenses is returned to the community in the form of new medical technology, expanded hospital services, maintenance and expansion of physical infrastructure and the enhanced ability to hire and maintain skilled workforce.

### **ANNUAL TAXES**

**Hackensack Meridian *Health* Raritan Bay Medical Center  
Perth Amboy pays \$1,185,500 annually in taxes including:**

- 0.53 Percent Assessment: \$912,400
- Adjusted Admissions Assessment: \$163,000
- Newborn Screening Fees: \$110,100
- Other assessments such as New Jersey Poison Information & Education System (NJPIES) and Maternal and Child Health Consortium Assessment
- In addition, hospitals support their local municipalities through voluntary, negotiated payments and in-kind contributions.

### **SFY 2018 CHARITY CARE SUBSIDY SHORTFALL**



# Hackensack Meridian Health Riverview Medical Center

## ANNUAL CONTRIBUTIONS TO THE LOCAL AND STATE ECONOMY

**Total Expenditures: \$259,316,000**

▪ **1,413 full-time equivalent jobs, including:**

Nursing: .....	379
Therapy: .....	50
Radiology: .....	89
Pharmacy: .....	38
Pathology and Laboratory: .....	50
Dietary/Housekeeping/Maintenance: .....	97

**Total Employee Payroll: ..... \$105,500,000**

**Estimated State Income Taxes Paid by Employees: ..... \$5,828,900**

▪ **Purchased Services of \$33,421,000, including:**

Contracted Labor: \$19,885,000
Pharmaceutical Drugs: \$10,041,000
Dietary/Laundry/Housekeeping Supplies: \$359,000
Building Supplies: \$185,000
Utilities: \$2,951,000 including:
\$1,887,000 in Electric
\$690,000 in Oil & Gas
\$374,000 in Water/Sewage/Disposal

## ANNUAL CONTRIBUTIONS AS A HEALTHCARE SAFETY NET

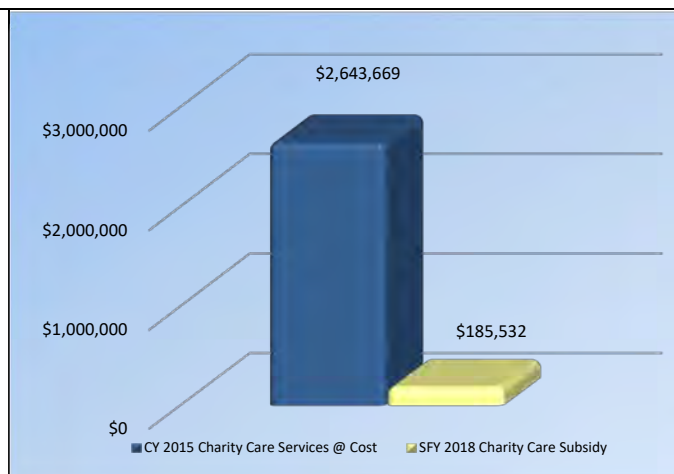
- Hospitals also give back to the community by serving as the primary source of medical services for the state's 705,000 uninsured, thus serving as the healthcare safety net for the most needy.
- In 2016, uninsured patients presented at Hackensack Meridian Health Riverview Medical Center on 10,695 occasions.
- New Jersey's general hospitals are predominantly not-for-profit entities — any excess revenue over expenses is returned to the community in the form of new medical technology, expanded hospital services, maintenance and expansion of physical infrastructure and the enhanced ability to hire and maintain skilled workforce.

## ANNUAL TAXES

**Hackensack Meridian Health Riverview Medical Center pays \$1,855,200 annually in taxes including:**

- 0.53 Percent Assessment: \$1,505,500
- Adjusted Admissions Assessment: \$225,300
- Newborn Screening Fees: \$124,400
- Other assessments such as New Jersey Poison Information & Education System (NJPIES) and Maternal and Child Health Consortium Assessment
- In addition, hospitals support their local municipalities through voluntary, negotiated payments and in-kind contributions.

## SFY 2018 CHARITY CARE SUBSIDY SHORTFALL



# Hackensack Meridian Health Southern Ocean Medical Center

## ANNUAL CONTRIBUTIONS TO THE LOCAL AND STATE ECONOMY

**Total Expenditures: \$165,168,000**

▪ **892 full-time equivalent jobs, including:**

Nursing: .....	215
Therapy: .....	43
Radiology: .....	64
Pharmacy: .....	20
Pathology and Laboratory: .....	39
Dietary/Housekeeping/Maintenance: .....	74
<b>Total Employee Payroll: .....</b>	<b>\$63,213,000</b>
<b>Estimated State Income Taxes Paid by Employees: .....</b>	<b>\$3,492,500</b>

▪ **Purchased Services of \$34,558,000, including:**

Contracted Labor: \$13,256,000
Pharmaceutical Drugs: \$18,352,000
Dietary/Laundry/Housekeeping Supplies: \$250,000
Building Supplies: \$261,000
Utilities: \$2,439,000 including:
\$1,794,000 in Electric
\$381,000 in Oil & Gas
\$264,000 in Water/Sewage/Disposal

## ANNUAL CONTRIBUTIONS AS A HEALTHCARE SAFETY NET

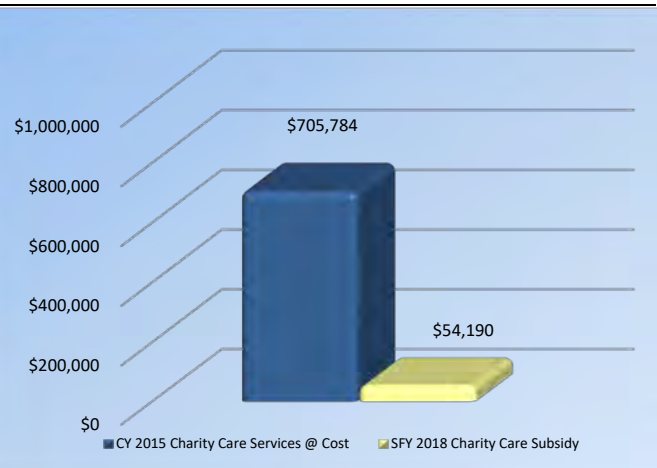
- Hospitals also give back to the community by serving as the primary source of medical services for the state's 705,000 uninsured, thus serving as the healthcare safety net for the most needy.
- In 2016, uninsured patients presented at Hackensack Meridian Health Southern Ocean Medical Center on 3,675 occasions.
- New Jersey's general hospitals are predominantly not-for-profit entities — any excess revenue over expenses is returned to the community in the form of new medical technology, expanded hospital services, maintenance and expansion of physical infrastructure and the enhanced ability to hire and maintain skilled workforce.

## ANNUAL TAXES

**Hackensack Meridian Health Southern Ocean Medical Center pays \$1,177,500 annually in taxes including:**

- 0.53 Percent Assessment: \$981,900
- Adjusted Admissions Assessment: \$160,700
- Newborn Screening Fees: \$34,900
- Other assessments such as New Jersey Poison Information & Education System (NJPIES) and Maternal and Child Health Consortium Assessment
- In addition, hospitals support their local municipalities through voluntary, negotiated payments and in-kind contributions.

## SFY 2018 CHARITY CARE SUBSIDY SHORTFALL



# Hackettstown Medical Center

## ANNUAL CONTRIBUTIONS TO THE LOCAL AND STATE ECONOMY

**Total Expenditures: \$81,719,000**

▪ **588 full-time equivalent jobs, including:**

Nursing: .....	121
Therapy: .....	33
Radiology: .....	44
Pharmacy: .....	18
Pathology and Laboratory: .....	29
Dietary/Housekeeping/Maintenance: .....	65
<b>Total Employee Payroll: .....</b>	<b>\$35,833,000</b>
<b>Estimated State Income Taxes Paid by Employees: .....</b>	<b>\$1,979,800</b>

▪ **Purchased Services of \$8,733,000, including:**

Contracted Labor: \$2,002,000
Pharmaceutical Drugs: \$4,864,000
Dietary/Laundry/Housekeeping Supplies: \$658,000
Building Supplies: \$213,000
Utilities: \$996,000 including:
\$642,000 in Electric
\$152,000 in Oil & Gas
\$202,000 in Water/Sewage/Disposal

## ANNUAL CONTRIBUTIONS AS A HEALTHCARE SAFETY NET

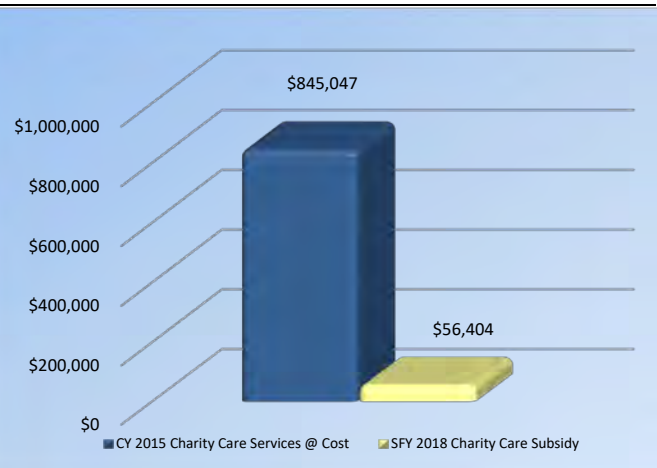
- Hospitals also give back to the community by serving as the primary source of medical services for the state's 705,000 uninsured, thus serving as the healthcare safety net for the most needy.
- In 2016, uninsured patients presented at Hackettstown Medical Center on 2,191 occasions.
- New Jersey's general hospitals are predominantly not-for-profit entities — any excess revenue over expenses is returned to the community in the form of new medical technology, expanded hospital services, maintenance and expansion of physical infrastructure and the enhanced ability to hire and maintain skilled workforce.

## ANNUAL TAXES

**Hackettstown Medical Center pays \$510,400 annually in taxes including:**

- 0.53 Percent Assessment: \$430,800
- Adjusted Admissions Assessment: \$62,500
- Newborn Screening Fees: \$17,200
- Other assessments such as New Jersey Poison Information & Education System (NJPIES) and Maternal and Child Health Consortium Assessment
- In addition, hospitals support their local municipalities through voluntary, negotiated payments and in-kind contributions.

## SFY 2018 CHARITY CARE SUBSIDY SHORTFALL



# Holy Name Medical Center

## ANNUAL CONTRIBUTIONS TO THE LOCAL AND STATE ECONOMY

**Total Expenditures: \$347,373,000**

▪ **2,014 full-time equivalent jobs, including:**

Nursing: .....	477
Therapy: .....	95
Radiology: .....	222
Pharmacy: .....	43
Pathology and Laboratory: .....	123
Dietary/Housekeeping/Maintenance: .....	210
<b>Total Employee Payroll: .....</b>	<b>\$144,542,000</b>
<b>Estimated State Income Taxes Paid by Employees: .....</b>	<b>\$7,985,900</b>

▪ **Purchased Services of \$68,217,000, including:**

Contracted Labor: \$24,401,000
Pharmaceutical Drugs: \$37,637,000
Dietary/Laundry/Housekeeping Supplies: \$2,856,000
Building Supplies: \$346,000
Utilities: \$2,977,000 including:
\$1,970,000 in Electric
\$394,000 in Oil & Gas
\$613,000 in Water/Sewage/Disposal

## ANNUAL CONTRIBUTIONS AS A HEALTHCARE SAFETY NET

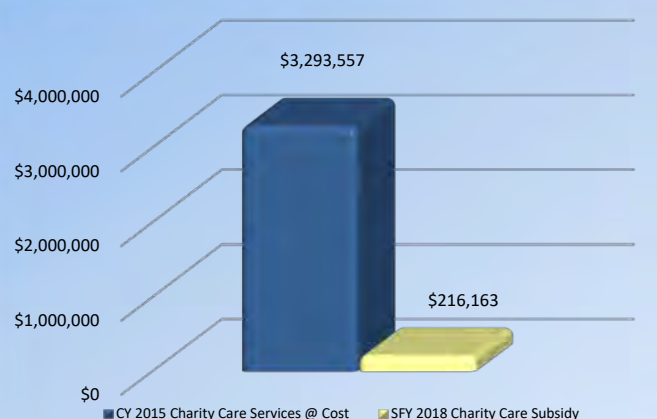
- Hospitals also give back to the community by serving as the primary source of medical services for the state's 705,000 uninsured, thus serving as the healthcare safety net for the most needy.
- In 2016, uninsured patients presented at Holy Name Medical Center on 9,099 occasions.
- New Jersey's general hospitals are predominantly not-for-profit entities — any excess revenue over expenses is returned to the community in the form of new medical technology, expanded hospital services, maintenance and expansion of physical infrastructure and the enhanced ability to hire and maintain skilled workforce.

## ANNUAL TAXES

**Holy Name Medical Center pays \$2,518,900 annually in taxes including:**

- 0.53 Percent Assessment: \$1,997,000
- Adjusted Admissions Assessment: \$414,800
- Newborn Screening Fees: \$107,100
- Other assessments such as New Jersey Poison Information & Education System (NJPIES) and Maternal and Child Health Consortium Assessment
- In addition, hospitals support their local municipalities through voluntary, negotiated payments and in-kind contributions.

## SFY 2018 CHARITY CARE SUBSIDY SHORTFALL



# Hunterdon Medical Center

## ANNUAL CONTRIBUTIONS TO THE LOCAL AND STATE ECONOMY

**Total Expenditures: \$287,215,000**

▪ **1,757 full-time equivalent jobs, including:**

Nursing: .....	262
Therapy: .....	80
Radiology: .....	102
Pharmacy: .....	26
Pathology and Laboratory: .....	68
Dietary/Housekeeping/Maintenance: .....	129
<b>Total Employee Payroll: .....</b>	<b>\$135,566,000</b>
<b>Estimated State Income Taxes Paid by Employees: .....</b>	<b>\$7,490,000</b>

▪ **Purchased Services of \$15,684,000, including:**

Contracted Labor: \$5,474,000
Pharmaceutical Drugs: \$6,688,000
Dietary/Laundry/Housekeeping Supplies: \$923,000
Building Supplies: \$253,000
Utilities: \$2,346,000 including:
\$1,658,000 in Electric
\$375,000 in Oil & Gas
\$313,000 in Water/Sewage/Disposal

## ANNUAL CONTRIBUTIONS AS A HEALTHCARE SAFETY NET

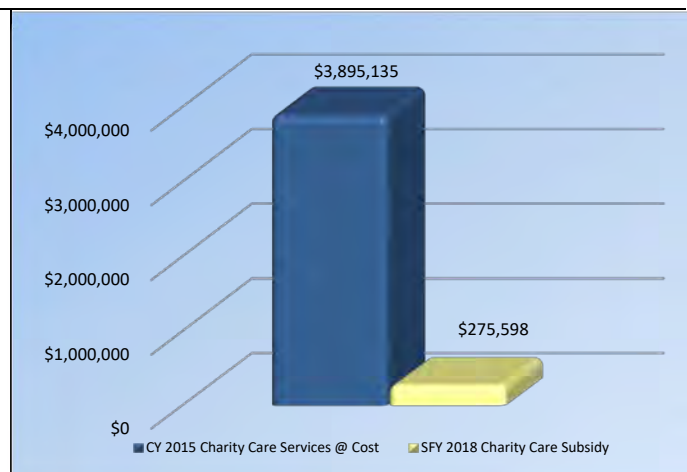
- Hospitals also give back to the community by serving as the primary source of medical services for the state's 705,000 uninsured, thus serving as the healthcare safety net for the most needy.
- In 2016, uninsured patients presented at Hunterdon Medical Center on 15,634 occasions.
- New Jersey's general hospitals are predominantly not-for-profit entities — any excess revenue over expenses is returned to the community in the form of new medical technology, expanded hospital services, maintenance and expansion of physical infrastructure and the enhanced ability to hire and maintain skilled workforce.

## ANNUAL TAXES

**Hunterdon Medical Center pays \$1,898,900 annually in taxes including:**

- 0.53 Percent Assessment: \$1,568,600
- Adjusted Admissions Assessment: \$248,400
- Newborn Screening Fees: \$81,900
- Other assessments such as New Jersey Poison Information & Education System (NJPIES) and Maternal and Child Health Consortium Assessment
- In addition, hospitals support their local municipalities through voluntary, negotiated payments and in-kind contributions.

## SFY 2018 CHARITY CARE SUBSIDY SHORTFALL





# Inspira Medical Center Elmer

## ANNUAL CONTRIBUTIONS TO THE LOCAL AND STATE ECONOMY

**Total Expenditures: \$59,740,000**

▪ **355 full-time equivalent jobs, including:**

Nursing: .....	85
Therapy: .....	13
Radiology: .....	29
Pharmacy: .....	6
Pathology and Laboratory: .....	15
Dietary/Housekeeping/Maintenance: .....	41
<b>Total Employee Payroll: .....</b>	<b>\$25,152,000</b>
<b>Estimated State Income Taxes Paid by Employees: .....</b>	<b>\$1,389,600</b>

▪ **Purchased Services of \$6,720,000, including:**

Contracted Labor: \$4,718,000
Pharmaceutical Drugs: \$921,000
Dietary/Laundry/Housekeeping Supplies: \$399,000
Building Supplies: \$7,000
Utilities: \$675,000 including:
\$510,000 in Electric
\$68,000 in Oil & Gas
\$97,000 in Water/Sewage/Disposal

## ANNUAL CONTRIBUTIONS AS A HEALTHCARE SAFETY NET

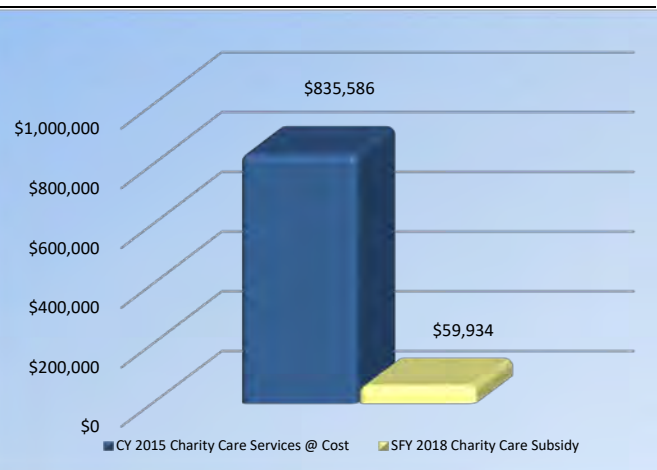
- Hospitals also give back to the community by serving as the primary source of medical services for the state's 705,000 uninsured, thus serving as the healthcare safety net for the most needy.
- In 2016, uninsured patients presented at Inspira Medical Center Elmer on 2,399 occasions.
- New Jersey's general hospitals are predominantly not-for-profit entities — any excess revenue over expenses is returned to the community in the form of new medical technology, expanded hospital services, maintenance and expansion of physical infrastructure and the enhanced ability to hire and maintain skilled workforce.

## ANNUAL TAXES

**Inspira Medical Center Elmer pays \$470,500 annually in taxes including:**

- 0.53 Percent Assessment: \$374,300
- Adjusted Admissions Assessment: \$67,700
- Newborn Screening Fees: \$28,500
- Other assessments such as New Jersey Poison Information & Education System (NJPIES) and Maternal and Child Health Consortium Assessment
- In addition, hospitals support their local municipalities through voluntary, negotiated payments and in-kind contributions.

## SFY 2018 CHARITY CARE SUBSIDY SHORTFALL



# Inspira Medical Center Vineland

## ANNUAL CONTRIBUTIONS TO THE LOCAL AND STATE ECONOMY

**Total Expenditures: \$351,544,000**

▪ **2,149 full-time equivalent jobs, including:**

Nursing: .....	572
Therapy: .....	44
Radiology: .....	169
Pharmacy: .....	32
Pathology and Laboratory: .....	86
Dietary/Housekeeping/Maintenance: .....	194
<b>Total Employee Payroll: .....</b>	<b>\$146,168,000</b>
<b>Estimated State Income Taxes Paid by Employees: .....</b>	<b>\$8,075,800</b>

▪ **Purchased Services of \$38,227,000, including:**

Contracted Labor: \$23,657,000
Pharmaceutical Drugs: \$8,602,000
Dietary/Laundry/Housekeeping Supplies: \$2,429,000
Building Supplies: \$33,000
Utilities: \$3,506,000 including:
\$2,617,000 in Electric
\$414,000 in Oil & Gas
\$475,000 in Water/Sewage/Disposal

## ANNUAL CONTRIBUTIONS AS A HEALTHCARE SAFETY NET

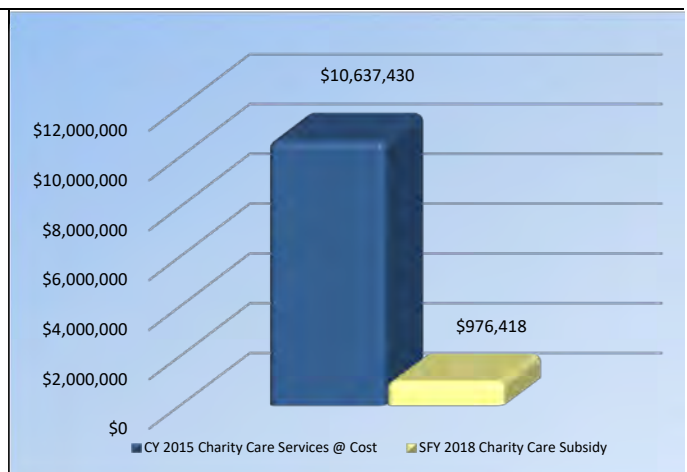
- Hospitals also give back to the community by serving as the primary source of medical services for the state's 705,000 uninsured, thus serving as the healthcare safety net for the most needy.
- In 2016, uninsured patients presented at Inspira Medical Center Vineland on 22,769 occasions.
- New Jersey's general hospitals are predominantly not-for-profit entities — any excess revenue over expenses is returned to the community in the form of new medical technology, expanded hospital services, maintenance and expansion of physical infrastructure and the enhanced ability to hire and maintain skilled workforce.

## ANNUAL TAXES

**Inspira Medical Center Vineland pays \$2,623,600 annually in taxes including:**

- 0.53 Percent Assessment: \$2,131,200
- Adjusted Admissions Assessment: \$319,200
- Newborn Screening Fees: \$173,200
- Other assessments such as New Jersey Poison Information & Education System (NJPIES) and Maternal and Child Health Consortium Assessment
- In addition, hospitals support their local municipalities through voluntary, negotiated payments and in-kind contributions.

## SFY 2018 CHARITY CARE SUBSIDY SHORTFALL



# Inspira Medical Center Woodbury

## ANNUAL CONTRIBUTIONS TO THE LOCAL AND STATE ECONOMY

**Total Expenditures: \$184,076,000**

▪ **1,209 full-time equivalent jobs, including:**

Nursing: .....	302
Therapy: .....	39
Radiology: .....	58
Pharmacy: .....	24
Pathology and Laboratory: .....	46
Dietary/Housekeeping/Maintenance: .....	99

**Total Employee Payroll: ..... \$83,915,000**

**Estimated State Income Taxes Paid by Employees: ..... \$4,636,300**

▪ **Purchased Services of \$20,965,000, including:**

Contracted Labor: \$13,010,000
Pharmaceutical Drugs: \$4,338,000
Dietary/Laundry/Housekeeping Supplies: \$1,347,000
Building Supplies: \$12,000
Utilities: \$2,258,000 including:
\$1,367,000 in Electric
\$296,000 in Oil & Gas
\$595,000 in Water/Sewage/Disposal

## ANNUAL CONTRIBUTIONS AS A HEALTHCARE SAFETY NET

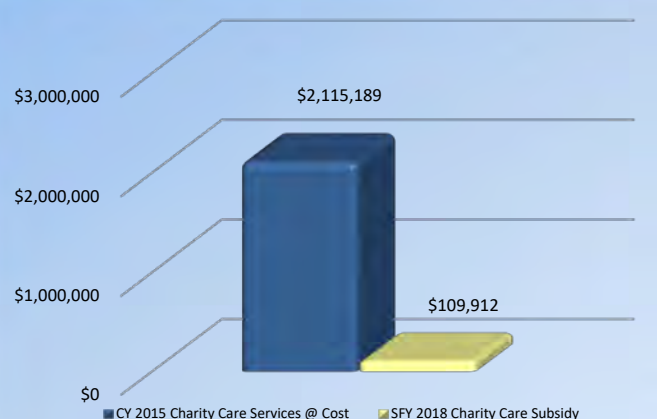
- Hospitals also give back to the community by serving as the primary source of medical services for the state's 705,000 uninsured, thus serving as the healthcare safety net for the most needy.
- In 2016, uninsured patients presented at Inspira Medical Center Woodbury on 6,674 occasions.
- New Jersey's general hospitals are predominantly not-for-profit entities — any excess revenue over expenses is returned to the community in the form of new medical technology, expanded hospital services, maintenance and expansion of physical infrastructure and the enhanced ability to hire and maintain skilled workforce.

## ANNUAL TAXES

**Inspira Medical Center Woodbury pays \$1,349,700 annually in taxes including:**

- 0.53 Percent Assessment: \$1,065,600
- Adjusted Admissions Assessment: \$177,600
- Newborn Screening Fees: \$106,600
- Other assessments such as New Jersey Poison Information & Education System (NJPIES) and Maternal and Child Health Consortium Assessment
- In addition, hospitals support their local municipalities through voluntary, negotiated payments and in-kind contributions.

## SFY 2018 CHARITY CARE SUBSIDY SHORTFALL



# Jefferson Cherry Hill Hospital

## ANNUAL CONTRIBUTIONS TO THE LOCAL AND STATE ECONOMY

**Total Expenditures: \$122,214,000**

▪ **803 full-time equivalent jobs, including:**

Nursing: .....	252
Therapy: .....	19
Radiology: .....	38
Pharmacy: .....	20
Pathology and Laboratory: .....	23
Dietary/Housekeeping/Maintenance: .....	95
<b>Total Employee Payroll: .....</b>	<b>\$51,300,000</b>
<b>Estimated State Income Taxes Paid by Employees: .....</b>	<b>\$2,834,300</b>

▪ **Purchased Services of \$21,162,000, including:**

Contracted Labor: \$13,932,000
Pharmaceutical Drugs: \$4,592,000
Dietary/Laundry/Housekeeping Supplies: \$1,060,000
Building Supplies: \$22,000
Utilities: \$1,556,000 including:
\$1,158,000 in Electric
\$186,000 in Oil & Gas
\$212,000 in Water/Sewage/Disposal

## ANNUAL CONTRIBUTIONS AS A HEALTHCARE SAFETY NET

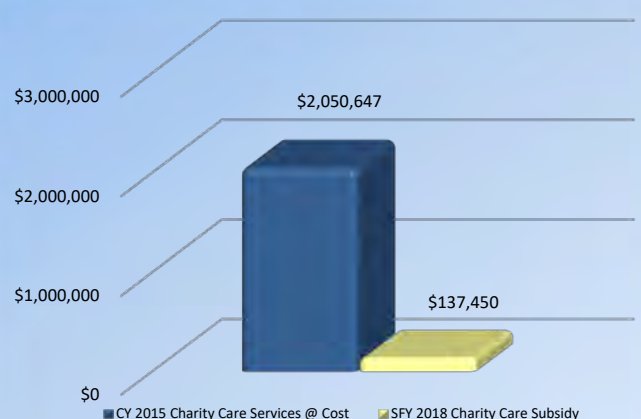
- Hospitals also give back to the community by serving as the primary source of medical services for the state's 705,000 uninsured, thus serving as the healthcare safety net for the most needy.
- In 2016, uninsured patients presented at Jefferson Cherry Hill Hospital on 3,119 occasions.
- New Jersey's general hospitals are predominantly not-for-profit entities — any excess revenue over expenses is returned to the community in the form of new medical technology, expanded hospital services, maintenance and expansion of physical infrastructure and the enhanced ability to hire and maintain skilled workforce.

## ANNUAL TAXES

**Jefferson Cherry Hill Hospital pays \$1,023,300 annually in taxes including:**

- 0.53 Percent Assessment: \$925,900
- Adjusted Admissions Assessment: \$97,400
- Newborn Screening Fees: \$0
- Other assessments such as New Jersey Poison Information & Education System (NJPIES) and Maternal and Child Health Consortium Assessment
- In addition, hospitals support their local municipalities through voluntary, negotiated payments and in-kind contributions.

## SFY 2018 CHARITY CARE SUBSIDY SHORTFALL



# Jefferson Stratford Hospital

## ANNUAL CONTRIBUTIONS TO THE LOCAL AND STATE ECONOMY

**Total Expenditures: \$139,230,000**

▪ **886 full-time equivalent jobs, including:**

Nursing: .....	173
Therapy: .....	17
Radiology: .....	51
Pharmacy: .....	18
Pathology and Laboratory: .....	36
Dietary/Housekeeping/Maintenance: .....	87

**Total Employee Payroll: ..... \$58,039,000**

**Estimated State Income Taxes Paid by Employees: ..... \$3,206,700**

▪ **Purchased Services of \$24,477,000, including:**

Contracted Labor: \$15,033,000
Pharmaceutical Drugs: \$6,762,000
Dietary/Laundry/Housekeeping Supplies: \$1,104,000
Building Supplies: \$10,000
Utilities: \$1,568,000 including:
\$1,038,000 in Electric
\$308,000 in Oil & Gas
\$222,000 in Water/Sewage/Disposal

## ANNUAL CONTRIBUTIONS AS A HEALTHCARE SAFETY NET

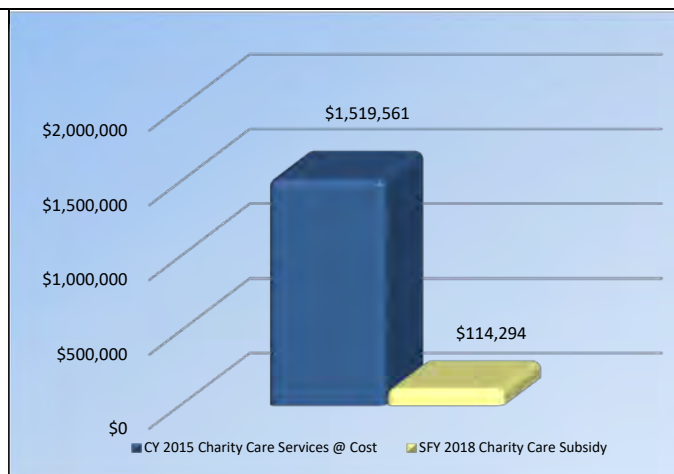
- Hospitals also give back to the community by serving as the primary source of medical services for the state's 705,000 uninsured, thus serving as the healthcare safety net for the most needy.
- In 2016, uninsured patients presented at Jefferson Stratford Hospital on 5,192 occasions.
- New Jersey's general hospitals are predominantly not-for-profit entities — any excess revenue over expenses is returned to the community in the form of new medical technology, expanded hospital services, maintenance and expansion of physical infrastructure and the enhanced ability to hire and maintain skilled workforce.

## ANNUAL TAXES

**Jefferson Stratford Hospital pays \$756,300 annually in taxes including:**

- 0.53 Percent Assessment: \$658,700
- Adjusted Admissions Assessment: \$97,500
- Newborn Screening Fees: \$0
- Other assessments such as New Jersey Poison Information & Education System (NJPIES) and Maternal and Child Health Consortium Assessment
- In addition, hospitals support their local municipalities through voluntary, negotiated payments and in-kind contributions.

## SFY 2018 CHARITY CARE SUBSIDY SHORTFALL



# Jefferson Washington Hospital

## ANNUAL CONTRIBUTIONS TO THE LOCAL AND STATE ECONOMY

**Total Expenditures: \$280,628,000**

▪ **1,611 full-time equivalent jobs, including:**

Nursing: .....	399
Therapy: .....	36
Radiology: .....	109
Pharmacy: .....	32
Pathology and Laboratory: .....	109
Dietary/Housekeeping/Maintenance: .....	153
<b>Total Employee Payroll: .....</b>	<b>\$105,589,000</b>
<b>Estimated State Income Taxes Paid by Employees: .....</b>	<b>\$5,833,800</b>

▪ **Purchased Services of \$50,090,000, including:**

Contracted Labor: \$31,250,000
Pharmaceutical Drugs: \$14,348,000
Dietary/Laundry/Housekeeping Supplies: \$1,489,000
Building Supplies: \$18,000
Utilities: \$2,985,000 including:
\$2,263,000 in Electric
\$414,000 in Oil & Gas
\$308,000 in Water/Sewage/Disposal

## ANNUAL CONTRIBUTIONS AS A HEALTHCARE SAFETY NET

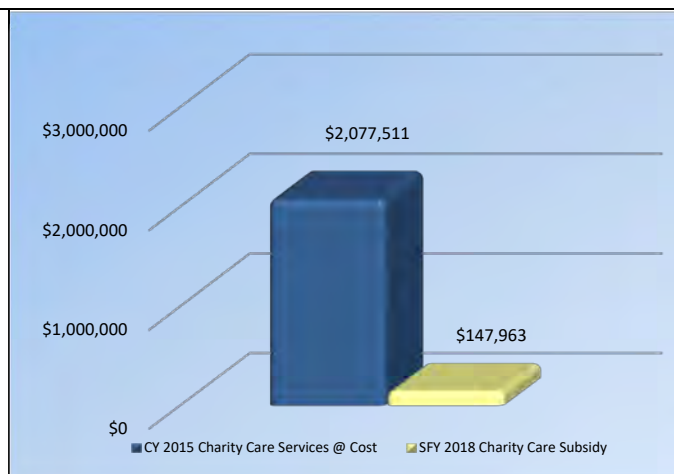
- Hospitals also give back to the community by serving as the primary source of medical services for the state's 705,000 uninsured, thus serving as the healthcare safety net for the most needy.
- In 2016, uninsured patients presented at Jefferson Washington Hospital on 4,727 occasions.
- New Jersey's general hospitals are predominantly not-for-profit entities — any excess revenue over expenses is returned to the community in the form of new medical technology, expanded hospital services, maintenance and expansion of physical infrastructure and the enhanced ability to hire and maintain skilled workforce.

## ANNUAL TAXES

**Jefferson Washington Hospital pays \$1,755,700 annually in taxes including:**

- 0.53 Percent Assessment: \$1,449,800
- Adjusted Admissions Assessment: \$223,300
- Newborn Screening Fees: \$82,700
- Other assessments such as New Jersey Poison Information & Education System (NJPIES) and Maternal and Child Health Consortium Assessment
- In addition, hospitals support their local municipalities through voluntary, negotiated payments and in-kind contributions.

## SFY 2018 CHARITY CARE SUBSIDY SHORTFALL



# Jersey City Medical Center

## ANNUAL CONTRIBUTIONS TO THE LOCAL AND STATE ECONOMY

**Total Expenditures: \$407,796,000**

▪ **2,157 full-time equivalent jobs, including:**

Nursing: .....	591
Therapy: .....	52
Radiology: .....	71
Pharmacy: .....	36
Pathology and Laboratory: .....	36
Dietary/Housekeeping/Maintenance: .....	127
<b>Total Employee Payroll: .....</b>	<b>\$167,906,000</b>
<b>Estimated State Income Taxes Paid by Employees: .....</b>	<b>\$9,276,800</b>

▪ **Purchased Services of \$60,200,000, including:**

Contracted Labor: \$35,575,000
Pharmaceutical Drugs: \$17,629,000
Dietary/Laundry/Housekeeping Supplies: \$3,670,000
Building Supplies: \$0
Utilities: \$3,326,000 including:
\$2,713,000 in Electric
\$178,000 in Oil & Gas
\$435,000 in Water/Sewage/Disposal

## ANNUAL CONTRIBUTIONS AS A HEALTHCARE SAFETY NET

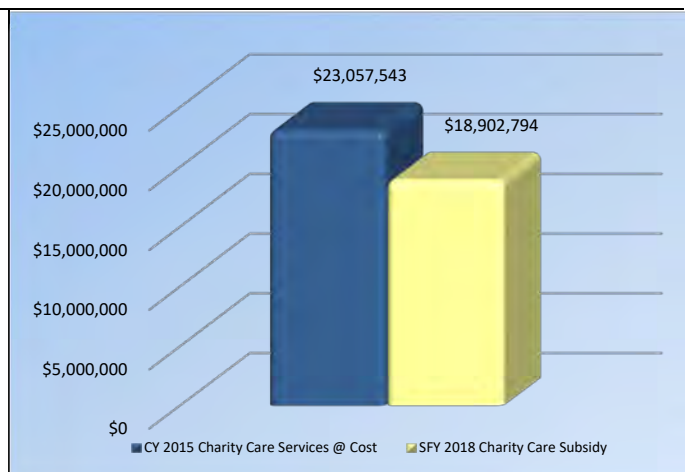
- Hospitals also give back to the community by serving as the primary source of medical services for the state's 705,000 uninsured, thus serving as the healthcare safety net for the most needy.
- In 2016, uninsured patients presented at Jersey City Medical Center on 42,672 occasions.
- New Jersey's general hospitals are predominantly not-for-profit entities — any excess revenue over expenses is returned to the community in the form of new medical technology, expanded hospital services, maintenance and expansion of physical infrastructure and the enhanced ability to hire and maintain skilled workforce.

## ANNUAL TAXES

**Jersey City Medical Center pays \$2,772,200 annually in taxes including:**

- 0.53 Percent Assessment: \$2,147,200
- Adjusted Admissions Assessment: \$252,400
- Newborn Screening Fees: \$372,600
- Other assessments such as New Jersey Poison Information & Education System (NJPIES) and Maternal and Child Health Consortium Assessment
- In addition, hospitals support their local municipalities through voluntary, negotiated payments and in-kind contributions.

## SFY 2018 CHARITY CARE SUBSIDY SHORTFALL





# JFK Medical Center

## ANNUAL CONTRIBUTIONS TO THE LOCAL AND STATE ECONOMY

**Total Expenditures: \$437,283,000**

▪ **2,891 full-time equivalent jobs, including:**

Nursing: .....	633
Therapy: .....	38
Radiology: .....	146
Pharmacy: .....	56
Pathology and Laboratory: .....	139
Dietary/Housekeeping/Maintenance: .....	272
<b>Total Employee Payroll: .....</b>	<b>\$194,183,000</b>
<b>Estimated State Income Taxes Paid by Employees: .....</b>	<b>\$10,728,600</b>

▪ **Purchased Services of \$89,494,000, including:**

Contracted Labor: \$51,927,000
Pharmaceutical Drugs: \$29,784,000
Dietary/Laundry/Housekeeping Supplies: \$3,177,000
Building Supplies: \$429,000
Utilities: \$4,177,000 including:
\$2,833,000 in Electric
\$565,000 in Oil & Gas
\$779,000 in Water/Sewage/Disposal

## ANNUAL CONTRIBUTIONS AS A HEALTHCARE SAFETY NET

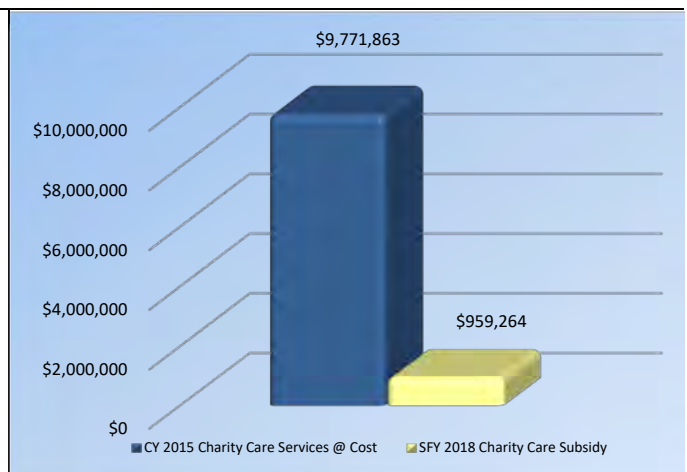
- Hospitals also give back to the community by serving as the primary source of medical services for the state's 705,000 uninsured, thus serving as the healthcare safety net for the most needy.
- In 2016, uninsured patients presented at JFK Medical Center on 14,586 occasions.
- New Jersey's general hospitals are predominantly not-for-profit entities — any excess revenue over expenses is returned to the community in the form of new medical technology, expanded hospital services, maintenance and expansion of physical infrastructure and the enhanced ability to hire and maintain skilled workforce.

## ANNUAL TAXES

**JFK Medical Center pays \$3,055,100 annually in taxes including:**

- 0.53 Percent Assessment: \$2,501,500
- Adjusted Admissions Assessment: \$370,700
- Newborn Screening Fees: \$183,000
- Other assessments such as New Jersey Poison Information & Education System (NJPIES) and Maternal and Child Health Consortium Assessment
- In addition, hospitals support their local municipalities through voluntary, negotiated payments and in-kind contributions.

## SFY 2018 CHARITY CARE SUBSIDY SHORTFALL



# Lourdes Medical Center of Burlington County

## ANNUAL CONTRIBUTIONS TO THE LOCAL AND STATE ECONOMY

**Total Expenditures: \$118,677,000**

▪ **691 full-time equivalent jobs, including:**

Nursing: .....	180
Therapy: .....	50
Radiology: .....	23
Pharmacy: .....	14
Pathology and Laboratory: .....	29
Dietary/Housekeeping/Maintenance: .....	47

**Total Employee Payroll: ..... \$44,884,000**

**Estimated State Income Taxes Paid by Employees: ..... \$2,479,800**

▪ **Purchased Services of \$17,542,000, including:**

Contracted Labor: \$11,463,000

Pharmaceutical Drugs: \$3,540,000

Dietary/Laundry/Housekeeping Supplies: \$1,080,000

Building Supplies: \$0

Utilities: \$1,459,000 including:

\$1,127,000 in Electric

\$176,000 in Oil & Gas

\$156,000 in Water/Sewage/Disposal

## ANNUAL CONTRIBUTIONS AS A HEALTHCARE SAFETY NET

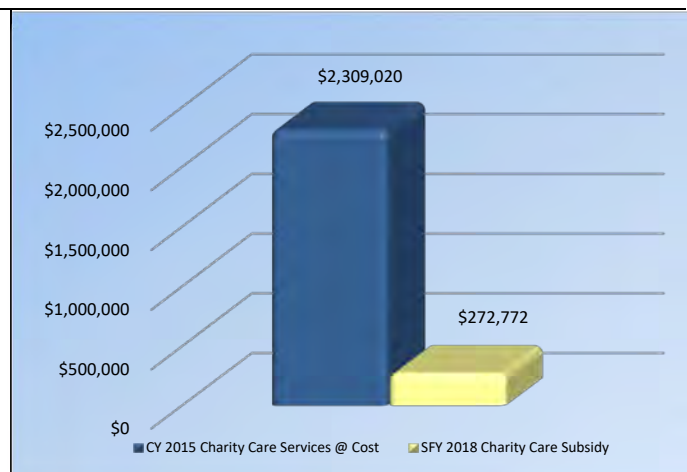
- Hospitals also give back to the community by serving as the primary source of medical services for the state's 705,000 uninsured, thus serving as the healthcare safety net for the most needy.
- In 2016, uninsured patients presented at Lourdes Medical Center of Burlington County on 5,500 occasions.
- New Jersey's general hospitals are predominantly not-for-profit entities — any excess revenue over expenses is returned to the community in the form of new medical technology, expanded hospital services, maintenance and expansion of physical infrastructure and the enhanced ability to hire and maintain skilled workforce.

## ANNUAL TAXES

**Lourdes Medical Center of Burlington County pays \$739,700 annually in taxes including:**

- 0.53 Percent Assessment: \$629,100
- Adjusted Admissions Assessment: \$110,500
- Newborn Screening Fees: \$0
- Other assessments such as New Jersey Poison Information & Education System (NJPIES) and Maternal and Child Health Consortium Assessment
- In addition, hospitals support their local municipalities through voluntary, negotiated payments and in-kind contributions.

## SFY 2018 CHARITY CARE SUBSIDY SHORTFALL



# Meadowlands Hospital Medical Center

## ANNUAL CONTRIBUTIONS TO THE LOCAL AND STATE ECONOMY

**Total Expenditures: \$78,428,000**

▪ **521 full-time equivalent jobs, including:**

Nursing: .....	135
Therapy: .....	18
Radiology: .....	30
Pharmacy: .....	9
Pathology and Laboratory: .....	31
Dietary/Housekeeping/Maintenance: .....	54
<b>Total Employee Payroll: .....</b>	<b>\$24,323,000</b>
<b>Estimated State Income Taxes Paid by Employees: .....</b>	<b>\$1,343,800</b>

▪ **Purchased Services of \$18,364,000, including:**

Contracted Labor: \$15,760,000
Pharmaceutical Drugs: \$723,000
Dietary/Laundry/Housekeeping Supplies: \$503,000
Building Supplies: \$29,000
Utilities: \$1,349,000 including:
\$717,000 in Electric
\$5,000 in Oil & Gas
\$627,000 in Water/Sewage/Disposal

## ANNUAL CONTRIBUTIONS AS A HEALTHCARE SAFETY NET

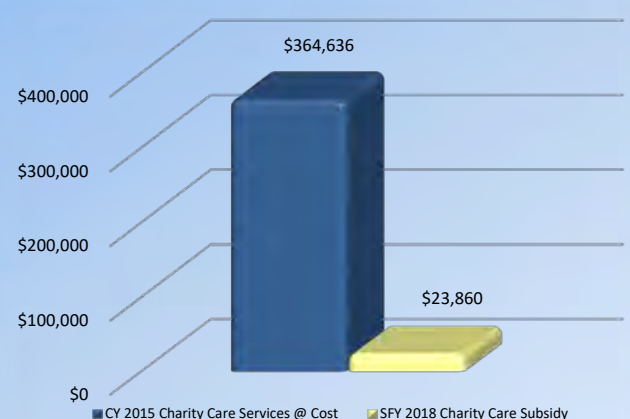
- Hospitals also give back to the community by serving as the primary source of medical services for the state's 705,000 uninsured, thus serving as the healthcare safety net for the most needy.
- In 2016, uninsured patients presented at Meadowlands Hospital Medical Center on 6,917 occasions.
- New Jersey's general hospitals are predominantly not-for-profit entities — any excess revenue over expenses is returned to the community in the form of new medical technology, expanded hospital services, maintenance and expansion of physical infrastructure and the enhanced ability to hire and maintain skilled workforce.

## ANNUAL TAXES

**Meadowlands Hospital Medical Center pays \$466,500 annually in taxes including:**

- 0.53 Percent Assessment: \$388,500
- Adjusted Admissions Assessment: \$57,200
- Newborn Screening Fees: \$20,800
- Other assessments such as New Jersey Poison Information & Education System (NJPIES) and Maternal and Child Health Consortium Assessment
- In addition, hospitals support their local municipalities through voluntary, negotiated payments and in-kind contributions.

## SFY 2018 CHARITY CARE SUBSIDY SHORTFALL



# Memorial Hospital of Salem County, Inc.

## ANNUAL CONTRIBUTIONS TO THE LOCAL AND STATE ECONOMY

**Total Expenditures: \$76,629,000**

▪ **299 full-time equivalent jobs, including:**

Nursing: .....	78
Therapy: .....	10
Radiology: .....	24
Pharmacy: .....	10
Pathology and Laboratory: .....	19
Dietary/Housekeeping/Maintenance: .....	28

**Total Employee Payroll: ..... \$19,783,000**

**Estimated State Income Taxes Paid by Employees: ..... \$1,093,000**

▪ **Purchased Services of \$11,771,000, including:**

Contracted Labor: \$8,217,000
Pharmaceutical Drugs: \$1,560,000
Dietary/Laundry/Housekeeping Supplies: \$387,000
Building Supplies: \$94,000
Utilities: \$1,513,000 including:
\$1,012,000 in Electric
\$239,000 in Oil & Gas
\$262,000 in Water/Sewage/Disposal

## ANNUAL CONTRIBUTIONS AS A HEALTHCARE SAFETY NET

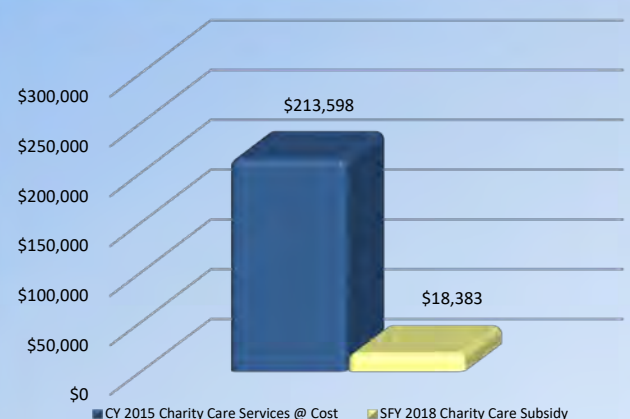
- Hospitals also give back to the community by serving as the primary source of medical services for the state's 705,000 uninsured, thus serving as the healthcare safety net for the most needy.
- In 2016, uninsured patients presented at Memorial Hospital of Salem County, Inc. on 2,525 occasions.
- New Jersey's general hospitals are predominantly not-for-profit entities — any excess revenue over expenses is returned to the community in the form of new medical technology, expanded hospital services, maintenance and expansion of physical infrastructure and the enhanced ability to hire and maintain skilled workforce.

## ANNUAL TAXES

**Memorial Hospital of Salem County, Inc. pays \$415,900 annually in taxes including:**

- 0.53 Percent Assessment: \$331,000
- Adjusted Admissions Assessment: \$84,900
- Newborn Screening Fees: \$0
- Other assessments such as New Jersey Poison Information & Education System (NJPIES) and Maternal and Child Health Consortium Assessment
- In addition, hospitals support their local municipalities through voluntary, negotiated payments and in-kind contributions.

## SFY 2018 CHARITY CARE SUBSIDY SHORTFALL



# Monmouth Medical Center

## ANNUAL CONTRIBUTIONS TO THE LOCAL AND STATE ECONOMY

**Total Expenditures: \$386,212,000**

▪ **1,912 full-time equivalent jobs, including:**

Nursing: .....	558
Therapy: .....	50
Radiology: .....	77
Pharmacy: .....	36
Pathology and Laboratory: .....	68
Dietary/Housekeeping/Maintenance: .....	137
<b>Total Employee Payroll: .....</b>	<b>\$137,253,000</b>
<b>Estimated State Income Taxes Paid by Employees: .....</b>	<b>\$7,583,200</b>

▪ **Purchased Services of \$60,639,000, including:**

Contracted Labor: \$20,507,000
Pharmaceutical Drugs: \$31,042,000
Dietary/Laundry/Housekeeping Supplies: \$4,175,000
Building Supplies: \$972,000
Utilities: \$3,943,000 including:
\$2,331,000 in Electric
\$749,000 in Oil & Gas
\$863,000 in Water/Sewage/Disposal

## ANNUAL CONTRIBUTIONS AS A HEALTHCARE SAFETY NET

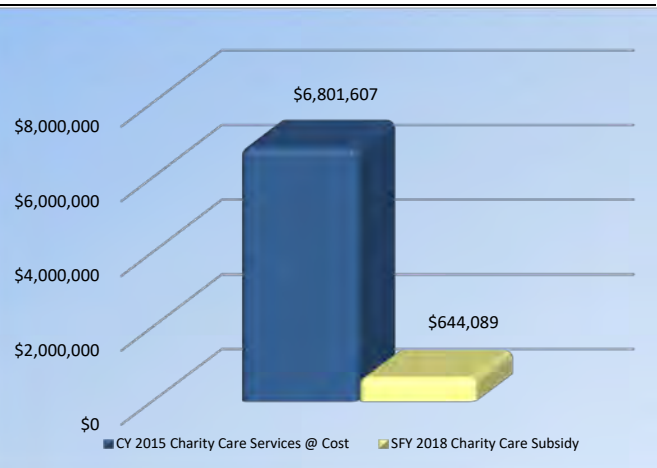
- Hospitals also give back to the community by serving as the primary source of medical services for the state's 705,000 uninsured, thus serving as the healthcare safety net for the most needy.
- In 2016, uninsured patients presented at Monmouth Medical Center on 10,064 occasions.
- New Jersey's general hospitals are predominantly not-for-profit entities — any excess revenue over expenses is returned to the community in the form of new medical technology, expanded hospital services, maintenance and expansion of physical infrastructure and the enhanced ability to hire and maintain skilled workforce.

## ANNUAL TAXES

**Monmouth Medical Center pays \$3,480,100 annually in taxes including:**

- 0.53 Percent Assessment: \$2,291,300
- Adjusted Admissions Assessment: \$368,400
- Newborn Screening Fees: \$820,400
- Other assessments such as New Jersey Poison Information & Education System (NJPIES) and Maternal and Child Health Consortium Assessment
- In addition, hospitals support their local municipalities through voluntary, negotiated payments and in-kind contributions.

## SFY 2018 CHARITY CARE SUBSIDY SHORTFALL



# Monmouth Medical Center, Southern Campus

## ANNUAL CONTRIBUTIONS TO THE LOCAL AND STATE ECONOMY

**Total Expenditures: \$111,558,000**

▪ **629 full-time equivalent jobs, including:**

Nursing: .....	207
Therapy: .....	26
Radiology: .....	34
Pharmacy: .....	14
Pathology and Laboratory: .....	25
Dietary/Housekeeping/Maintenance: .....	51
<b>Total Employee Payroll: .....</b>	<b>\$44,644,000</b>
<b>Estimated State Income Taxes Paid by Employees: .....</b>	<b>\$2,466,600</b>

▪ **Purchased Services of \$15,762,000, including:**

Contracted Labor: \$4,362,000
Pharmaceutical Drugs: \$8,512,000
Dietary/Laundry/Housekeeping Supplies: \$1,118,000
Building Supplies: \$236,000
Utilities: \$1,534,000 including:
\$934,000 in Electric
\$379,000 in Oil & Gas
\$221,000 in Water/Sewage/Disposal

## ANNUAL CONTRIBUTIONS AS A HEALTHCARE SAFETY NET

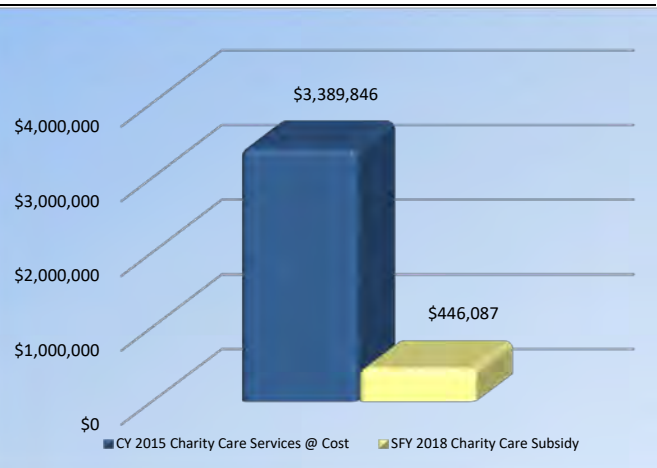
- Hospitals also give back to the community by serving as the primary source of medical services for the state's 705,000 uninsured, thus serving as the healthcare safety net for the most needy.
- In 2016, uninsured patients presented at Monmouth Medical Center, Southern Campus on 9,677 occasions.
- New Jersey's general hospitals are predominantly not-for-profit entities — any excess revenue over expenses is returned to the community in the form of new medical technology, expanded hospital services, maintenance and expansion of physical infrastructure and the enhanced ability to hire and maintain skilled workforce.

## ANNUAL TAXES

**Monmouth Medical Center, Southern Campus pays \$711,400 annually in taxes including:**

- 0.53 Percent Assessment: \$619,000
- Adjusted Admissions Assessment: \$92,500
- Newborn Screening Fees: \$0
- Other assessments such as New Jersey Poison Information & Education System (NJPIES) and Maternal and Child Health Consortium Assessment
- In addition, hospitals support their local municipalities through voluntary, negotiated payments and in-kind contributions.

## SFY 2018 CHARITY CARE SUBSIDY SHORTFALL



# Morristown Medical Center

## ANNUAL CONTRIBUTIONS TO THE LOCAL AND STATE ECONOMY

**Total Expenditures: \$1,231,490,000**

▪ **6,210 full-time equivalent jobs, including:**

Nursing: .....	1,421
Therapy: .....	255
Radiology: .....	278
Pharmacy: .....	112
Pathology and Laboratory: .....	269
Dietary/Housekeeping/Maintenance: .....	447
<b>Total Employee Payroll: .....</b>	<b>\$495,806,000</b>
<b>Estimated State Income Taxes Paid by Employees: .....</b>	<b>\$27,393,300</b>

▪ **Purchased Services of \$129,407,000, including:**

Contracted Labor: \$28,312,000
Pharmaceutical Drugs: \$83,955,000
Dietary/Laundry/Housekeeping Supplies: \$5,639,000
Building Supplies: \$1,379,000
Utilities: \$10,122,000 including:
\$6,452,000 in Electric
\$2,609,000 in Oil & Gas
\$1,061,000 in Water/Sewage/Disposal

## ANNUAL CONTRIBUTIONS AS A HEALTHCARE SAFETY NET

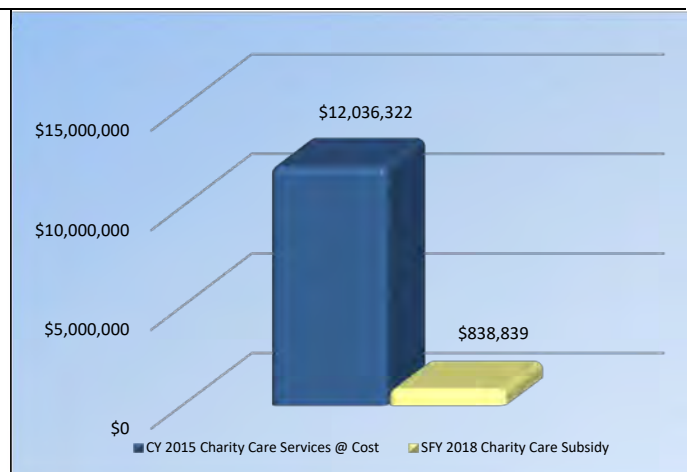
- Hospitals also give back to the community by serving as the primary source of medical services for the state's 705,000 uninsured, thus serving as the healthcare safety net for the most needy.
- In 2016, uninsured patients presented at Morristown Medical Center on 33,809 occasions.
- New Jersey's general hospitals are predominantly not-for-profit entities — any excess revenue over expenses is returned to the community in the form of new medical technology, expanded hospital services, maintenance and expansion of physical infrastructure and the enhanced ability to hire and maintain skilled workforce.

## ANNUAL TAXES

**Morristown Medical Center pays \$8,123,700 annually in taxes including:**

- 0.53 Percent Assessment: \$7,058,700
- Adjusted Admissions Assessment: \$686,200
- Newborn Screening Fees: \$378,900
- Other assessments such as New Jersey Poison Information & Education System (NJPIES) and Maternal and Child Health Consortium Assessment
- In addition, hospitals support their local municipalities through voluntary, negotiated payments and in-kind contributions.

## SFY 2018 CHARITY CARE SUBSIDY SHORTFALL





# Newark Beth Israel Medical Center

## ANNUAL CONTRIBUTIONS TO THE LOCAL AND STATE ECONOMY

**Total Expenditures: \$601,446,000**

▪ **2,917 full-time equivalent jobs, including:**

Nursing: .....	902
Therapy: .....	78
Radiology: .....	118
Pharmacy: .....	73
Pathology and Laboratory: .....	92
Dietary/Housekeeping/Maintenance: .....	196
<b>Total Employee Payroll: .....</b>	<b>\$251,987,000</b>
<b>Estimated State Income Taxes Paid by Employees: .....</b>	<b>\$13,922,300</b>

▪ **Purchased Services of \$80,416,000, including:**

Contracted Labor: \$30,579,000
Pharmaceutical Drugs: \$40,539,000
Dietary/Laundry/Housekeeping Supplies: \$4,967,000
Building Supplies: \$0
Utilities: \$4,331,000 including:
\$3,140,000 in Electric
\$813,000 in Oil & Gas
\$378,000 in Water/Sewage/Disposal

## ANNUAL CONTRIBUTIONS AS A HEALTHCARE SAFETY NET

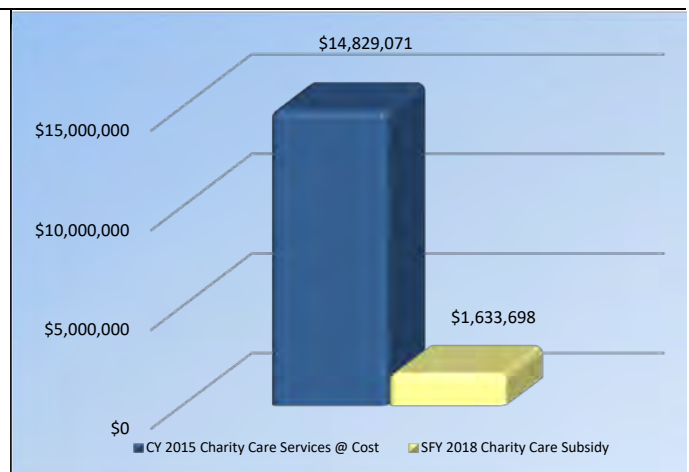
- Hospitals also give back to the community by serving as the primary source of medical services for the state's 705,000 uninsured, thus serving as the healthcare safety net for the most needy.
- In 2016, uninsured patients presented at Newark Beth Israel Medical Center on 29,446 occasions.
- New Jersey's general hospitals are predominantly not-for-profit entities — any excess revenue over expenses is returned to the community in the form of new medical technology, expanded hospital services, maintenance and expansion of physical infrastructure and the enhanced ability to hire and maintain skilled workforce.

## ANNUAL TAXES

**Newark Beth Israel Medical Center pays \$3,944,700 annually in taxes including:**

- 0.53 Percent Assessment: \$3,336,000
- Adjusted Admissions Assessment: \$297,400
- Newborn Screening Fees: \$311,300
- Other assessments such as New Jersey Poison Information & Education System (NJPIES) and Maternal and Child Health Consortium Assessment
- In addition, hospitals support their local municipalities through voluntary, negotiated payments and in-kind contributions.

## SFY 2018 CHARITY CARE SUBSIDY SHORTFALL



# Newton Medical Center

## ANNUAL CONTRIBUTIONS TO THE LOCAL AND STATE ECONOMY

**Total Expenditures: \$154,988,000**

▪ **1,017 full-time equivalent jobs, including:**

Nursing: .....	275
Therapy: .....	40
Radiology: .....	35
Pharmacy: .....	23
Pathology and Laboratory: .....	36
Dietary/Housekeeping/Maintenance: .....	94
<b>Total Employee Payroll: .....</b>	<b>\$74,904,000</b>
<b>Estimated State Income Taxes Paid by Employees: .....</b>	<b>\$4,138,400</b>

▪ **Purchased Services of \$15,885,000, including:**

Contracted Labor: \$3,170,000
Pharmaceutical Drugs: \$9,144,000
Dietary/Laundry/Housekeeping Supplies: \$1,235,000
Building Supplies: \$123,000
Utilities: \$2,213,000 including:
\$1,383,000 in Electric
\$363,000 in Oil & Gas
\$467,000 in Water/Sewage/Disposal

## ANNUAL CONTRIBUTIONS AS A HEALTHCARE SAFETY NET

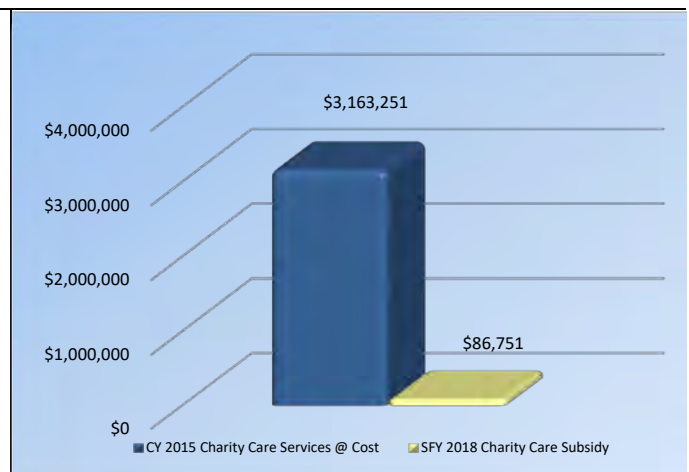
- Hospitals also give back to the community by serving as the primary source of medical services for the state's 705,000 uninsured, thus serving as the healthcare safety net for the most needy.
- In 2016, uninsured patients presented at Newton Medical Center on 4,485 occasions.
- New Jersey's general hospitals are predominantly not-for-profit entities — any excess revenue over expenses is returned to the community in the form of new medical technology, expanded hospital services, maintenance and expansion of physical infrastructure and the enhanced ability to hire and maintain skilled workforce.

## ANNUAL TAXES

**Newton Medical Center pays \$1,106,000 annually in taxes including:**

- 0.53 Percent Assessment: \$906,500
- Adjusted Admissions Assessment: \$151,400
- Newborn Screening Fees: \$48,100
- Other assessments such as New Jersey Poison Information & Education System (NJPIES) and Maternal and Child Health Consortium Assessment
- In addition, hospitals support their local municipalities through voluntary, negotiated payments and in-kind contributions.

## SFY 2018 CHARITY CARE SUBSIDY SHORTFALL



# Our Lady of Lourdes Medical Center

## ANNUAL CONTRIBUTIONS TO THE LOCAL AND STATE ECONOMY

**Total Expenditures: \$300,636,000**

▪ **1,415 full-time equivalent jobs, including:**

Nursing: ..... 446

Therapy: ..... 92

Radiology: ..... 12

Pharmacy: ..... 26

Pathology and Laboratory: ..... 66

Dietary/Housekeeping/Maintenance: ..... 109

**Total Employee Payroll: ..... \$107,342,000**

**Estimated State Income Taxes Paid by Employees: ..... \$5,930,600**

▪ **Purchased Services of \$31,732,000, including:**

Contracted Labor: \$15,893,000

Pharmaceutical Drugs: \$10,035,000

Dietary/Laundry/Housekeeping Supplies: \$2,234,000

Building Supplies: \$0

Utilities: \$3,570,000 including:

\$2,568,000 in Electric

\$468,000 in Oil & Gas

\$534,000 in Water/Sewage/Disposal

## ANNUAL CONTRIBUTIONS AS A HEALTHCARE SAFETY NET

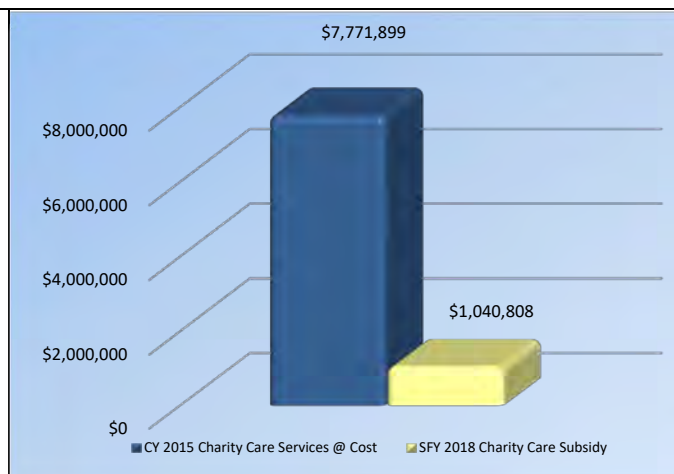
- Hospitals also give back to the community by serving as the primary source of medical services for the state's 705,000 uninsured, thus serving as the healthcare safety net for the most needy.
- In 2016, uninsured patients presented at Our Lady of Lourdes Medical Center on 15,752 occasions.
- New Jersey's general hospitals are predominantly not-for-profit entities — any excess revenue over expenses is returned to the community in the form of new medical technology, expanded hospital services, maintenance and expansion of physical infrastructure and the enhanced ability to hire and maintain skilled workforce.

## ANNUAL TAXES

**Our Lady of Lourdes Medical Center pays \$2,005,500 annually in taxes including:**

- 0.53 Percent Assessment: \$1,724,700
- Adjusted Admissions Assessment: \$199,300
- Newborn Screening Fees: \$81,500
- Other assessments such as New Jersey Poison Information & Education System (NJPIES) and Maternal and Child Health Consortium Assessment
- In addition, hospitals support their local municipalities through voluntary, negotiated payments and in-kind contributions.

## SFY 2018 CHARITY CARE SUBSIDY SHORTFALL



# Overlook Medical Center

## ANNUAL CONTRIBUTIONS TO THE LOCAL AND STATE ECONOMY

**Total Expenditures: \$714,590,000**

▪ **3,719 full-time equivalent jobs, including:**

Nursing: .....	756
Therapy: .....	96
Radiology: .....	187
Pharmacy: .....	68
Pathology and Laboratory: .....	57
Dietary/Housekeeping/Maintenance: .....	277
<b>Total Employee Payroll: .....</b>	<b>\$315,389,000</b>
<b>Estimated State Income Taxes Paid by Employees: .....</b>	<b>\$17,425,200</b>

▪ **Purchased Services of \$91,507,000, including:**

Contracted Labor: \$18,681,000
Pharmaceutical Drugs: \$63,099,000
Dietary/Laundry/Housekeeping Supplies: \$3,851,000
Building Supplies: \$639,000
Utilities: \$5,237,000 including:
\$2,610,000 in Electric
\$1,634,000 in Oil & Gas
\$993,000 in Water/Sewage/Disposal

## ANNUAL CONTRIBUTIONS AS A HEALTHCARE SAFETY NET

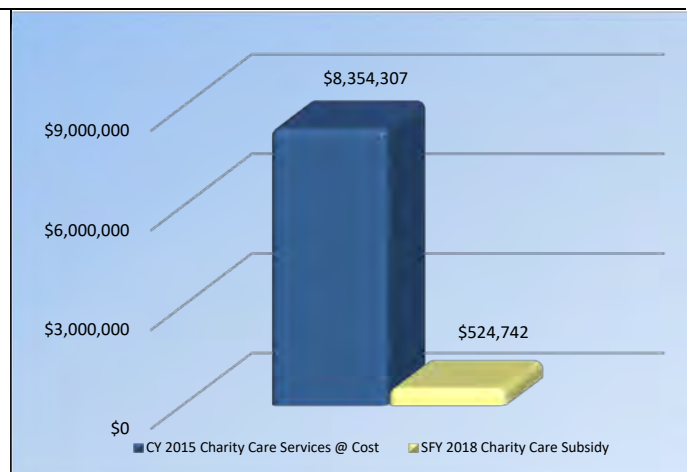
- Hospitals also give back to the community by serving as the primary source of medical services for the state's 705,000 uninsured, thus serving as the healthcare safety net for the most needy.
- In 2016, uninsured patients presented at Overlook Medical Center on 18,564 occasions.
- New Jersey's general hospitals are predominantly not-for-profit entities — any excess revenue over expenses is returned to the community in the form of new medical technology, expanded hospital services, maintenance and expansion of physical infrastructure and the enhanced ability to hire and maintain skilled workforce.

## ANNUAL TAXES

**Overlook Medical Center pays \$4,830,500 annually in taxes including:**

- 0.53 Percent Assessment: \$4,144,700
- Adjusted Admissions Assessment: \$466,100
- Newborn Screening Fees: \$219,700
- Other assessments such as New Jersey Poison Information & Education System (NJPIES) and Maternal and Child Health Consortium Assessment
- In addition, hospitals support their local municipalities through voluntary, negotiated payments and in-kind contributions.

## SFY 2018 CHARITY CARE SUBSIDY SHORTFALL



# ***R.W.J. University Hospital***

## **ANNUAL CONTRIBUTIONS TO THE LOCAL AND STATE ECONOMY**

**Total Expenditures: \$1,088,450,000**

▪ **4,777 full-time equivalent jobs, including:**

Nursing: .....	1,673
Therapy: .....	157
Radiology: .....	139
Pharmacy: .....	113
Pathology and Laboratory: .....	222
Dietary/Housekeeping/Maintenance: .....	394
<b>Total Employee Payroll: .....</b>	<b>\$374,427,000</b>
<b>Estimated State Income Taxes Paid by Employees: .....</b>	<b>\$20,687,100</b>

▪ **Purchased Services of \$174,467,000, including:**

Contracted Labor: \$59,549,000
Pharmaceutical Drugs: \$96,493,000
Dietary/Laundry/Housekeeping Supplies: \$7,441,000
Building Supplies: N/A
Utilities: \$10,984,000 including:
\$8,029,000 in Electric
\$1,847,000 in Oil & Gas
\$1,108,000 in Water/Sewage/Disposal

## **ANNUAL CONTRIBUTIONS AS A HEALTHCARE SAFETY NET**

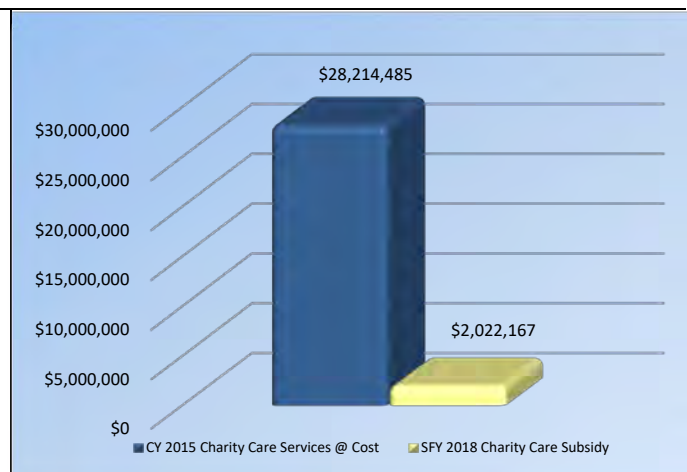
- Hospitals also give back to the community by serving as the primary source of medical services for the state's 705,000 uninsured, thus serving as the healthcare safety net for the most needy.
- In 2016, uninsured patients presented at R.W.J. University Hospital on 31,657 occasions.
- New Jersey's general hospitals are predominantly not-for-profit entities — any excess revenue over expenses is returned to the community in the form of new medical technology, expanded hospital services, maintenance and expansion of physical infrastructure and the enhanced ability to hire and maintain skilled workforce.

## **ANNUAL TAXES**

**R.W.J. University Hospital pays \$6,516,100 annually in taxes including:**

- 0.53 Percent Assessment: \$5,771,100
- Adjusted Admissions Assessment: \$544,300
- Newborn Screening Fees: \$200,700
- Other assessments such as New Jersey Poison Information & Education System (NJPIES) and Maternal and Child Health Consortium Assessment
- In addition, hospitals support their local municipalities through voluntary, negotiated payments and in-kind contributions.

## **SFY 2018 CHARITY CARE SUBSIDY SHORTFALL**



# ***R.W.J. University Hospital Hamilton***

## **ANNUAL CONTRIBUTIONS TO THE LOCAL AND STATE ECONOMY**

**Total Expenditures: \$190,527,000**

▪ **983 full-time equivalent jobs, including:**

Nursing: .....	289
Therapy: .....	56
Radiology: .....	83
Pharmacy: .....	33
Pathology and Laboratory: .....	49
Dietary/Housekeeping/Maintenance: .....	17
<b>Total Employee Payroll: .....</b>	<b>\$70,636,000</b>
<b>Estimated State Income Taxes Paid by Employees: .....</b>	<b>\$3,902,600</b>

▪ **Purchased Services of \$43,999,000, including:**

Contracted Labor: \$26,439,000
Pharmaceutical Drugs: \$13,505,000
Dietary/Laundry/Housekeeping Supplies: \$1,174,000
Building Supplies: \$3,000
Utilities: \$2,878,000 including:
\$2,226,000 in Electric
\$168,000 in Oil & Gas
\$484,000 in Water/Sewage/Disposal

## **ANNUAL CONTRIBUTIONS AS A HEALTHCARE SAFETY NET**

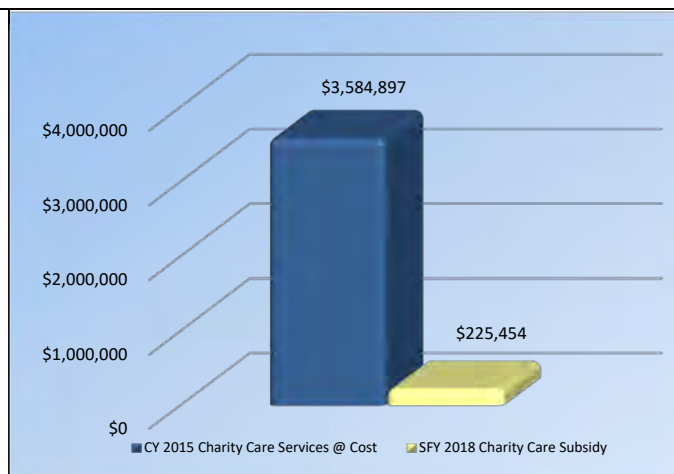
- Hospitals also give back to the community by serving as the primary source of medical services for the state's 705,000 uninsured, thus serving as the healthcare safety net for the most needy.
- In 2016, uninsured patients presented at R.W.J. University Hospital Hamilton on 9,851 occasions.
- New Jersey's general hospitals are predominantly not-for-profit entities — any excess revenue over expenses is returned to the community in the form of new medical technology, expanded hospital services, maintenance and expansion of physical infrastructure and the enhanced ability to hire and maintain skilled workforce.

## **ANNUAL TAXES**

**R.W.J. University Hospital Hamilton pays \$1,189,600 annually in taxes including:**

- 0.53 Percent Assessment: \$1,029,600
- Adjusted Admissions Assessment: \$160,000
- Newborn Screening Fees: \$0
- Other assessments such as New Jersey Poison Information & Education System (NJPIES) and Maternal and Child Health Consortium Assessment
- In addition, hospitals support their local municipalities through voluntary, negotiated payments and in-kind contributions.

## **SFY 2018 CHARITY CARE SUBSIDY SHORTFALL**



# ***R.W.J. University Hospital Rahway***

## **ANNUAL CONTRIBUTIONS TO THE LOCAL AND STATE ECONOMY**

**Total Expenditures: \$115,152,000**

▪ **654 full-time equivalent jobs, including:**

Nursing: .....	180
Therapy: .....	51
Radiology: .....	41
Pharmacy: .....	19
Pathology and Laboratory: .....	35
Dietary/Housekeeping/Maintenance: .....	88
<b>Total Employee Payroll: .....</b>	<b>\$45,198,000</b>
<b>Estimated State Income Taxes Paid by Employees: .....</b>	<b>\$2,497,200</b>

▪ **Purchased Services of \$26,200,000, including:**

Contracted Labor: \$16,923,000
Pharmaceutical Drugs: \$5,999,000
Dietary/Laundry/Housekeeping Supplies: \$1,440,000
Building Supplies: \$221,000
Utilities: \$1,617,000 including:
\$928,000 in Electric
\$247,000 in Oil & Gas
\$442,000 in Water/Sewage/Disposal

## **ANNUAL CONTRIBUTIONS AS A HEALTHCARE SAFETY NET**

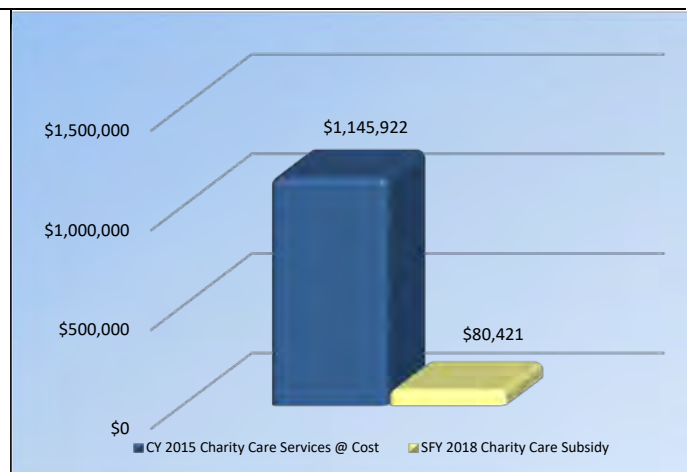
- Hospitals also give back to the community by serving as the primary source of medical services for the state's 705,000 uninsured, thus serving as the healthcare safety net for the most needy.
- In 2016, uninsured patients presented at R.W.J. University Hospital Rahway on 5,740 occasions.
- New Jersey's general hospitals are predominantly not-for-profit entities — any excess revenue over expenses is returned to the community in the form of new medical technology, expanded hospital services, maintenance and expansion of physical infrastructure and the enhanced ability to hire and maintain skilled workforce.

## **ANNUAL TAXES**

**R.W.J. University Hospital Rahway pays \$759,400 annually in taxes including:**

- 0.53 Percent Assessment: \$665,700
- Adjusted Admissions Assessment: \$93,800
- Newborn Screening Fees: \$0
- Other assessments such as New Jersey Poison Information & Education System (NJPIES) and Maternal and Child Health Consortium Assessment
- In addition, hospitals support their local municipalities through voluntary, negotiated payments and in-kind contributions.

## **SFY 2018 CHARITY CARE SUBSIDY SHORTFALL**





# ***R.W.J. University Hospital Somerset***

## **ANNUAL CONTRIBUTIONS TO THE LOCAL AND STATE ECONOMY**

**Total Expenditures: \$295,123,000**

▪ **1,563 full-time equivalent jobs, including:**

Nursing: .....	456
Therapy: .....	106
Radiology: .....	92
Pharmacy: .....	34
Pathology and Laboratory: .....	96
Dietary/Housekeeping/Maintenance: .....	162
<b>Total Employee Payroll: .....</b>	<b>\$113,385,000</b>
<b>Estimated State Income Taxes Paid by Employees: .....</b>	<b>\$6,264,500</b>

▪ **Purchased Services of \$25,792,000, including:**

Contracted Labor: \$6,748,000
Pharmaceutical Drugs: \$10,941,000
Dietary/Laundry/Housekeeping Supplies: \$2,678,000
Building Supplies: \$739,000
Utilities: \$4,686,000 including:
\$2,839,000 in Electric
\$943,000 in Oil & Gas
\$904,000 in Water/Sewage/Disposal

## **ANNUAL CONTRIBUTIONS AS A HEALTHCARE SAFETY NET**

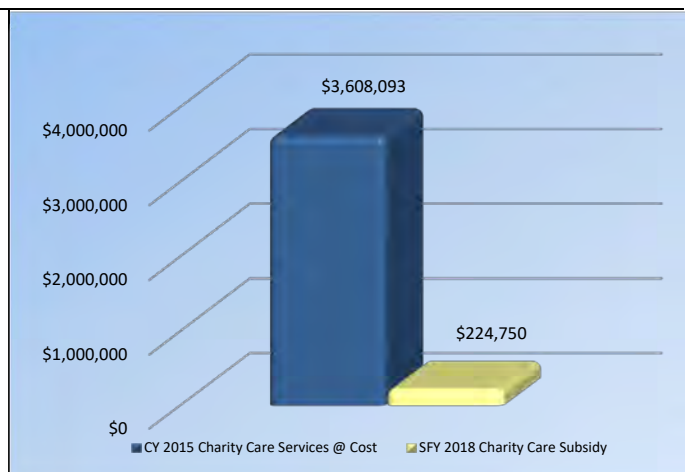
- Hospitals also give back to the community by serving as the primary source of medical services for the state's 705,000 uninsured, thus serving as the healthcare safety net for the most needy.
- In 2016, uninsured patients presented at R.W.J. University Hospital Somerset on 9,697 occasions.
- New Jersey's general hospitals are predominantly not-for-profit entities — any excess revenue over expenses is returned to the community in the form of new medical technology, expanded hospital services, maintenance and expansion of physical infrastructure and the enhanced ability to hire and maintain skilled workforce.

## **ANNUAL TAXES**

**R.W.J. University Hospital Somerset pays \$1,976,600 annually in taxes including:**

- 0.53 Percent Assessment: \$1,637,500
- Adjusted Admissions Assessment: \$269,600
- Newborn Screening Fees: \$69,600
- Other assessments such as New Jersey Poison Information & Education System (NJPIES) and Maternal and Child Health Consortium Assessment
- In addition, hospitals support their local municipalities through voluntary, negotiated payments and in-kind contributions.

## **SFY 2018 CHARITY CARE SUBSIDY SHORTFALL**



# Saint Barnabas Medical Center

## ANNUAL CONTRIBUTIONS TO THE LOCAL AND STATE ECONOMY

**Total Expenditures: \$738,744,000**

▪ **2,962 full-time equivalent jobs, including:**

Nursing: .....	952
Therapy: .....	142
Radiology: .....	152
Pharmacy: .....	80
Pathology and Laboratory: .....	140
Dietary/Housekeeping/Maintenance: .....	0
<b>Total Employee Payroll: .....</b>	<b>\$248,099,000</b>
<b>Estimated State Income Taxes Paid by Employees: .....</b>	<b>\$13,707,500</b>

▪ **Purchased Services of \$150,822,000, including:**

Contracted Labor: \$63,101,000
Pharmaceutical Drugs: \$75,855,000
Dietary/Laundry/Housekeeping Supplies: \$3,127,000
Building Supplies: \$2,340,000
Utilities: \$6,399,000 including:
\$4,641,000 in Electric
\$708,000 in Oil & Gas
\$1,050,000 in Water/Sewage/Disposal

## ANNUAL CONTRIBUTIONS AS A HEALTHCARE SAFETY NET

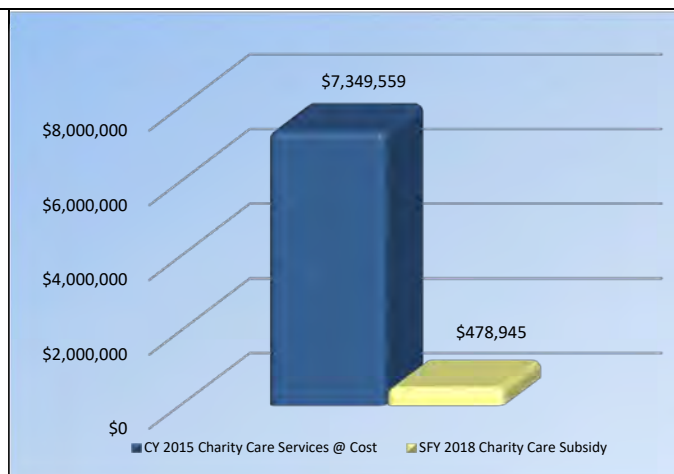
- Hospitals also give back to the community by serving as the primary source of medical services for the state's 705,000 uninsured, thus serving as the healthcare safety net for the most needy.
- In 2016, uninsured patients presented at Saint Barnabas Medical Center on 32,527 occasions.
- New Jersey's general hospitals are predominantly not-for-profit entities — any excess revenue over expenses is returned to the community in the form of new medical technology, expanded hospital services, maintenance and expansion of physical infrastructure and the enhanced ability to hire and maintain skilled workforce.

### ANNUAL TAXES

**Saint Barnabas Medical Center pays \$5,360,000 annually in taxes including:**

- 0.53 Percent Assessment: \$4,361,800
- Adjusted Admissions Assessment: \$486,000
- Newborn Screening Fees: \$512,200
- Other assessments such as New Jersey Poison Information & Education System (NJPIES) and Maternal and Child Health Consortium Assessment
- In addition, hospitals support their local municipalities through voluntary, negotiated payments and in-kind contributions.

### SFY 2018 CHARITY CARE SUBSIDY SHORTFALL



# ***Saint Clare's Hospital/Denville***

## **ANNUAL CONTRIBUTIONS TO THE LOCAL AND STATE ECONOMY**

**Total Expenditures: \$176,648,000**

▪ **1,099 full-time equivalent jobs, including:**

Nursing: .....	297
Therapy: .....	36
Radiology: .....	72
Pharmacy: .....	31
Pathology and Laboratory: .....	46
Dietary/Housekeeping/Maintenance: .....	118
<b>Total Employee Payroll: .....</b>	<b>\$72,882,000</b>
<b>Estimated State Income Taxes Paid by Employees: .....</b>	<b>\$4,026,700</b>

▪ **Purchased Services of \$15,965,000, including:**

Contracted Labor: \$6,468,000
Pharmaceutical Drugs: \$5,900,000
Dietary/Laundry/Housekeeping Supplies: \$827,000
Building Supplies: \$130,000
Utilities: \$2,640,000 including:
\$1,746,000 in Electric
\$532,000 in Oil & Gas
\$362,000 in Water/Sewage/Disposal

## **ANNUAL CONTRIBUTIONS AS A HEALTHCARE SAFETY NET**

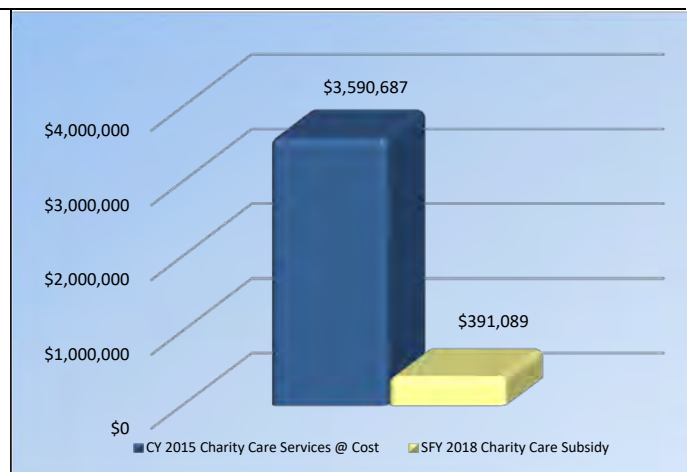
- Hospitals also give back to the community by serving as the primary source of medical services for the state's 705,000 uninsured, thus serving as the healthcare safety net for the most needy.
- In 2016, uninsured patients presented at Saint Clare's Hospital/Denville on 3,969 occasions.
- New Jersey's general hospitals are predominantly not-for-profit entities — any excess revenue over expenses is returned to the community in the form of new medical technology, expanded hospital services, maintenance and expansion of physical infrastructure and the enhanced ability to hire and maintain skilled workforce.

### **ANNUAL TAXES**

**Saint Clare's Hospital/Denville pays \$1,469,200 annually in taxes including:**

- 0.53 Percent Assessment: \$1,182,600
- Adjusted Admissions Assessment: \$183,000
- Newborn Screening Fees: \$103,500
- Other assessments such as New Jersey Poison Information & Education System (NJPIES) and Maternal and Child Health Consortium Assessment
- In addition, hospitals support their local municipalities through voluntary, negotiated payments and in-kind contributions.

### **SFY 2018 CHARITY CARE SUBSIDY SHORTFALL**



# ***Saint Clare's Hospital/Dover***

---

## ANNUAL CONTRIBUTIONS TO THE LOCAL AND STATE ECONOMY

---

**Total Expenditures: \$69,752,000**

▪ **457 full-time equivalent jobs, including:**

Nursing: ..... 73  
 Therapy: ..... 21  
 Radiology: ..... 31  
 Pharmacy: ..... 4  
 Pathology and Laboratory: ..... 10  
 Dietary/Housekeeping/Maintenance: ..... 77

**Total Employee Payroll: ..... \$28,472,000**

**Estimated State Income Taxes Paid by Employees: ..... \$1,573,100**

▪ **Purchased Services of \$7,934,000, including:**

Contracted Labor: \$3,733,000  
 Pharmaceutical Drugs: \$1,909,000  
 Dietary/Laundry/Housekeeping Supplies: \$713,000  
 Building Supplies: \$93,000  
 Utilities: \$1,486,000 including:  
     \$850,000 in Electric  
     \$322,000 in Oil & Gas  
     \$314,000 in Water/Sewage/Disposal

---

## ANNUAL CONTRIBUTIONS AS A HEALTHCARE SAFETY NET

---

- Hospitals also give back to the community by serving as the primary source of medical services for the state's 705,000 uninsured, thus serving as the healthcare safety net for the most needy.
- In 2016, uninsured patients presented at Saint Clare's Hospital/Dover on 7,878 occasions.
- New Jersey's general hospitals are predominantly not-for-profit entities — any excess revenue over expenses is returned to the community in the form of new medical technology, expanded hospital services, maintenance and expansion of physical infrastructure and the enhanced ability to hire and maintain skilled workforce.

---

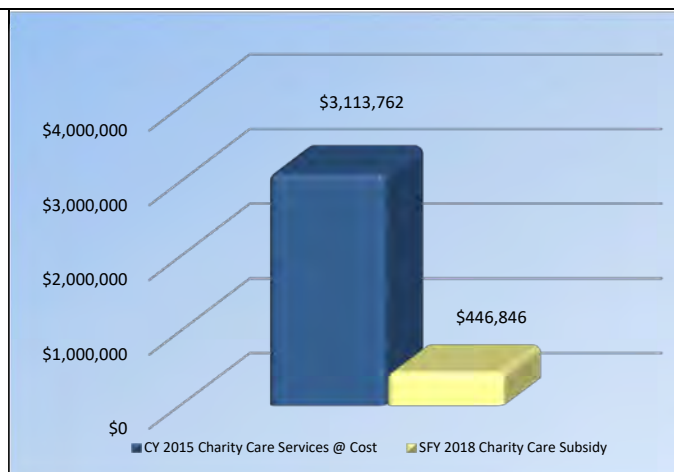
### ANNUAL TAXES

**Saint Clare's Hospital/Dover pays \$525,300 annually in taxes including:**

- 0.53 Percent Assessment: \$444,000
- Adjusted Admissions Assessment: \$81,300
- Newborn Screening Fees: \$0
- Other assessments such as New Jersey Poison Information & Education System (NJPIES) and Maternal and Child Health Consortium Assessment
- In addition, hospitals support their local municipalities through voluntary, negotiated payments and in-kind contributions.

---

### SFY 2018 CHARITY CARE SUBSIDY SHORTFALL



# ***Saint Michael's Medical Center***

---

## ANNUAL CONTRIBUTIONS TO THE LOCAL AND STATE ECONOMY

---

**Total Expenditures: \$217,818,000**

▪ **921 full-time equivalent jobs, including:**

Nursing: .....	222
Therapy: .....	23
Radiology: .....	40
Pharmacy: .....	19
Pathology and Laboratory: .....	49
Dietary/Housekeeping/Maintenance: .....	108
<b>Total Employee Payroll: .....</b>	<b>\$78,104,000</b>
<b>Estimated State Income Taxes Paid by Employees: .....</b>	<b>\$4,315,200</b>

▪ **Purchased Services of \$51,590,000, including:**

Contracted Labor: \$34,322,000
Pharmaceutical Drugs: \$12,888,000
Dietary/Laundry/Housekeeping Supplies: \$1,426,000
Building Supplies: \$280,000
Utilities: \$2,674,000 including:
\$1,992,000 in Electric
\$185,000 in Oil & Gas
\$497,000 in Water/Sewage/Disposal

---

## ANNUAL CONTRIBUTIONS AS A HEALTHCARE SAFETY NET

---

- Hospitals also give back to the community by serving as the primary source of medical services for the state's 705,000 uninsured, thus serving as the healthcare safety net for the most needy.
- In 2016, uninsured patients presented at Saint Michael's Medical Center on 30,953 occasions.
- New Jersey's general hospitals are predominantly not-for-profit entities — any excess revenue over expenses is returned to the community in the form of new medical technology, expanded hospital services, maintenance and expansion of physical infrastructure and the enhanced ability to hire and maintain skilled workforce.

---

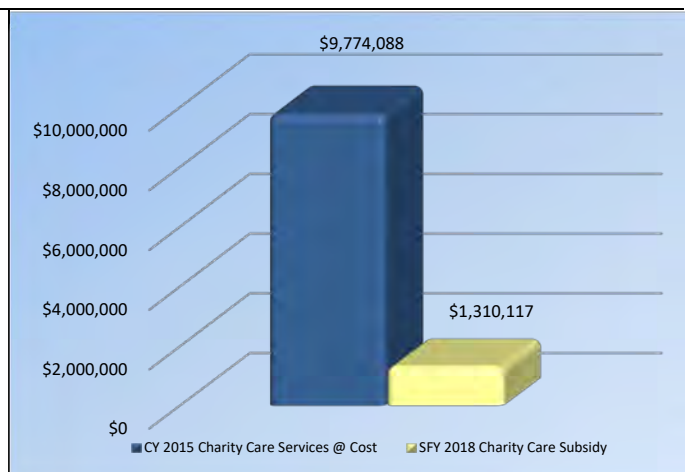
### ANNUAL TAXES

**Saint Michael's Medical Center pays \$1,244,400 annually in taxes including:**

- 0.53 Percent Assessment: \$1,095,600
- Adjusted Admissions Assessment: \$148,900
- Newborn Screening Fees: \$0
- Other assessments such as New Jersey Poison Information & Education System (NJPIES) and Maternal and Child Health Consortium Assessment
- In addition, hospitals support their local municipalities through voluntary, negotiated payments and in-kind contributions.

---

### SFY 2018 CHARITY CARE SUBSIDY SHORTFALL



# ***Saint Peter's University Hospital***

---

## ANNUAL CONTRIBUTIONS TO THE LOCAL AND STATE ECONOMY

---

**Total Expenditures: \$469,017,000**

▪ **2,460 full-time equivalent jobs, including:**

Nursing: .....	661
Therapy: .....	81
Radiology: .....	128
Pharmacy: .....	51
Pathology and Laboratory: .....	85
Dietary/Housekeeping/Maintenance: .....	265
<b>Total Employee Payroll: .....</b>	<b>\$206,044,000</b>
<b>Estimated State Income Taxes Paid by Employees: .....</b>	<b>\$11,383,900</b>

▪ **Purchased Services of \$53,594,000, including:**

Contracted Labor: \$21,881,000
Pharmaceutical Drugs: \$21,572,000
Dietary/Laundry/Housekeeping Supplies: \$3,602,000
Building Supplies: \$649,000
Utilities: \$5,890,000 including:
\$3,221,000 in Electric
\$1,347,000 in Oil & Gas
\$1,322,000 in Water/Sewage/Disposal

---

## ANNUAL CONTRIBUTIONS AS A HEALTHCARE SAFETY NET

---

- Hospitals also give back to the community by serving as the primary source of medical services for the state's 705,000 uninsured, thus serving as the healthcare safety net for the most needy.
- In 2016, uninsured patients presented at Saint Peter's University Hospital on 30,241 occasions.
- New Jersey's general hospitals are predominantly not-for-profit entities — any excess revenue over expenses is returned to the community in the form of new medical technology, expanded hospital services, maintenance and expansion of physical infrastructure and the enhanced ability to hire and maintain skilled workforce.

---

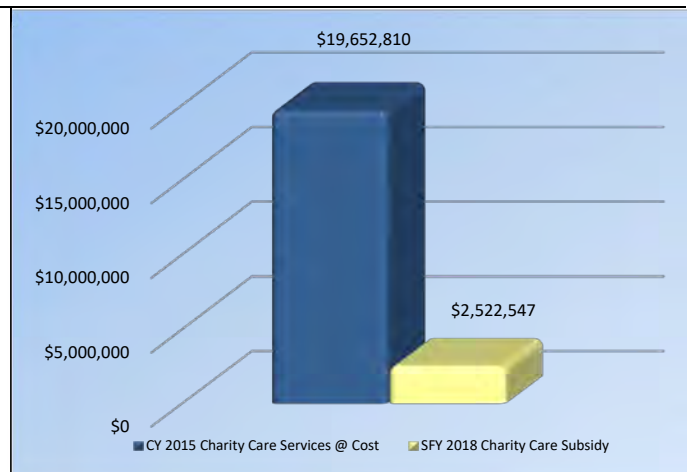
### ANNUAL TAXES

**Saint Peter's University Hospital pays \$3,341,400 annually in taxes including:**

- 0.53 Percent Assessment: \$2,530,900
- Adjusted Admissions Assessment: \$377,800
- Newborn Screening Fees: \$432,700
- Other assessments such as New Jersey Poison Information & Education System (NJPIES) and Maternal and Child Health Consortium Assessment
- In addition, hospitals support their local municipalities through voluntary, negotiated payments and in-kind contributions.

---

### SFY 2018 CHARITY CARE SUBSIDY SHORTFALL



# Shore Medical Center

## ANNUAL CONTRIBUTIONS TO THE LOCAL AND STATE ECONOMY

**Total Expenditures: \$178,099,000**

▪ **886 full-time equivalent jobs, including:**

Nursing: .....	280
Therapy: .....	25
Radiology: .....	50
Pharmacy: .....	26
Pathology and Laboratory: .....	47
Dietary/Housekeeping/Maintenance: .....	29
<b>Total Employee Payroll: .....</b>	<b>\$64,492,000</b>
<b>Estimated State Income Taxes Paid by Employees: .....</b>	<b>\$3,563,200</b>

▪ **Purchased Services of \$42,526,000, including:**

Contracted Labor: \$28,947,000
Pharmaceutical Drugs: \$9,656,000
Dietary/Laundry/Housekeeping Supplies: \$466,000
Building Supplies: \$346,000
Utilities: \$3,111,000 including:
\$2,289,000 in Electric
\$587,000 in Oil & Gas
\$235,000 in Water/Sewage/Disposal

## ANNUAL CONTRIBUTIONS AS A HEALTHCARE SAFETY NET

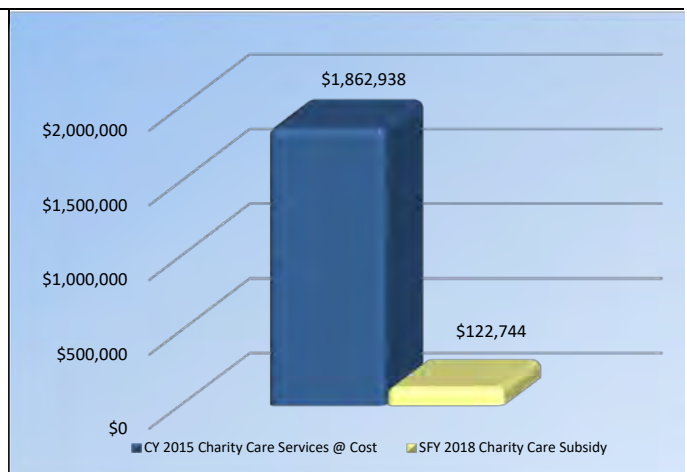
- Hospitals also give back to the community by serving as the primary source of medical services for the state's 705,000 uninsured, thus serving as the healthcare safety net for the most needy.
- In 2016, uninsured patients presented at Shore Medical Center on 4,850 occasions.
- New Jersey's general hospitals are predominantly not-for-profit entities — any excess revenue over expenses is returned to the community in the form of new medical technology, expanded hospital services, maintenance and expansion of physical infrastructure and the enhanced ability to hire and maintain skilled workforce.

## ANNUAL TAXES

**Shore Medical Center pays \$1,215,900 annually in taxes including:**

- 0.53 Percent Assessment: \$940,300
- Adjusted Admissions Assessment: \$178,600
- Newborn Screening Fees: \$97,000
- Other assessments such as New Jersey Poison Information & Education System (NJPIES) and Maternal and Child Health Consortium Assessment
- In addition, hospitals support their local municipalities through voluntary, negotiated payments and in-kind contributions.

## SFY 2018 CHARITY CARE SUBSIDY SHORTFALL





# St. Francis Medical Center

## ANNUAL CONTRIBUTIONS TO THE LOCAL AND STATE ECONOMY

**Total Expenditures: \$131,479,000**

▪ **681 full-time equivalent jobs, including:**

Nursing: .....	199
Therapy: .....	54
Radiology: .....	11
Pharmacy: .....	13
Pathology and Laboratory: .....	25
Dietary/Housekeeping/Maintenance: .....	51

**Total Employee Payroll: ..... \$44,679,000**

**Estimated State Income Taxes Paid by Employees: ..... \$2,468,500**

▪ **Purchased Services of \$15,555,000, including:**

Contracted Labor: \$10,236,000

Pharmaceutical Drugs: \$1,643,000

Dietary/Laundry/Housekeeping Supplies: \$1,010,000

Building Supplies: \$227,000

Utilities: \$2,439,000 including:

\$1,435,000 in Electric

\$418,000 in Oil & Gas

\$586,000 in Water/Sewage/Disposal

## ANNUAL CONTRIBUTIONS AS A HEALTHCARE SAFETY NET

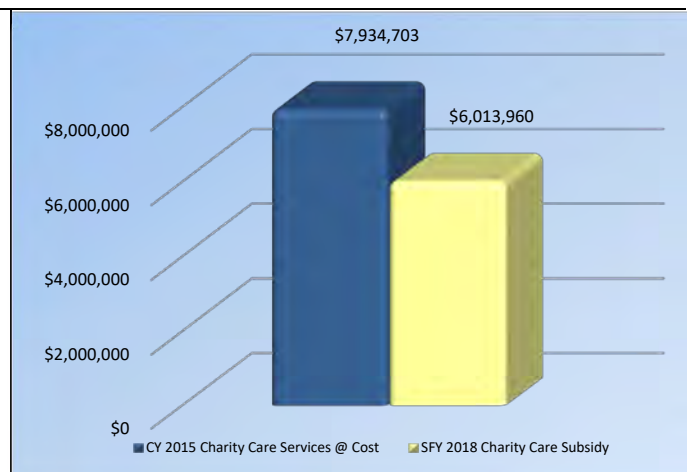
- Hospitals also give back to the community by serving as the primary source of medical services for the state's 705,000 uninsured, thus serving as the healthcare safety net for the most needy.
- In 2016, uninsured patients presented at St. Francis Medical Center on 21,097 occasions.
- New Jersey's general hospitals are predominantly not-for-profit entities — any excess revenue over expenses is returned to the community in the form of new medical technology, expanded hospital services, maintenance and expansion of physical infrastructure and the enhanced ability to hire and maintain skilled workforce.

## ANNUAL TAXES

**St. Francis Medical Center pays \$792,200 annually in taxes including:**

- 0.53 Percent Assessment: \$705,600
- Adjusted Admissions Assessment: \$86,600
- Newborn Screening Fees: \$0
- Other assessments such as New Jersey Poison Information & Education System (NJPIES) and Maternal and Child Health Consortium Assessment
- In addition, hospitals support their local municipalities through voluntary, negotiated payments and in-kind contributions.

## SFY 2018 CHARITY CARE SUBSIDY SHORTFALL



# St. Joseph's Regional Medical Center

## ANNUAL CONTRIBUTIONS TO THE LOCAL AND STATE ECONOMY

**Total Expenditures: \$730,474,000**

▪ **3,936 full-time equivalent jobs, including:**

Nursing: .....	944
Therapy: .....	126
Radiology: .....	174
Pharmacy: .....	95
Pathology and Laboratory: .....	104
Dietary/Housekeeping/Maintenance: .....	266
<b>Total Employee Payroll: .....</b>	<b>\$316,341,000</b>
<b>Estimated State Income Taxes Paid by Employees: .....</b>	<b>\$17,477,800</b>

▪ **Purchased Services of \$100,332,000, including:**

Contracted Labor: \$63,556,000
Pharmaceutical Drugs: \$26,485,000
Dietary/Laundry/Housekeeping Supplies: \$2,499,000
Building Supplies: \$922,000
Utilities: \$6,870,000 including:
\$3,955,000 in Electric
\$1,474,000 in Oil & Gas
\$1,441,000 in Water/Sewage/Disposal

## ANNUAL CONTRIBUTIONS AS A HEALTHCARE SAFETY NET

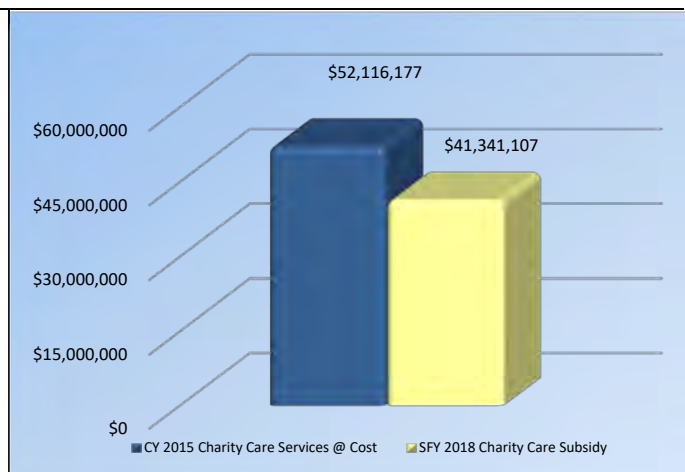
- Hospitals also give back to the community by serving as the primary source of medical services for the state's 705,000 uninsured, thus serving as the healthcare safety net for the most needy.
- In 2016, uninsured patients presented at St. Joseph's Regional Medical Center on 113,462 occasions.
- New Jersey's general hospitals are predominantly not-for-profit entities — any excess revenue over expenses is returned to the community in the form of new medical technology, expanded hospital services, maintenance and expansion of physical infrastructure and the enhanced ability to hire and maintain skilled workforce.

## ANNUAL TAXES

**St. Joseph's Regional Medical Center pays \$4,624,200 annually in taxes including:**

- 0.53 Percent Assessment: \$3,918,700
- Adjusted Admissions Assessment: \$420,400
- Newborn Screening Fees: \$285,100
- Other assessments such as New Jersey Poison Information & Education System (NJPIES) and Maternal and Child Health Consortium Assessment
- In addition, hospitals support their local municipalities through voluntary, negotiated payments and in-kind contributions.

## SFY 2018 CHARITY CARE SUBSIDY SHORTFALL



# St. Joseph's Wayne Hospital

## ANNUAL CONTRIBUTIONS TO THE LOCAL AND STATE ECONOMY

**Total Expenditures: \$91,943,000**

▪ **523 full-time equivalent jobs, including:**

Nursing: .....	166
Therapy: .....	35
Radiology: .....	44
Pharmacy: .....	16
Pathology and Laboratory: .....	17
Dietary/Housekeeping/Maintenance: .....	85

**Total Employee Payroll: ..... \$38,576,000**

**Estimated State Income Taxes Paid by Employees: ..... \$2,131,300**

▪ **Purchased Services of \$16,237,000, including:**

Contracted Labor: \$10,555,000
Pharmaceutical Drugs: \$3,452,000
Dietary/Laundry/Housekeeping Supplies: \$647,000
Building Supplies: \$247,000
Utilities: \$1,336,000 including:
\$931,000 in Electric
\$261,000 in Oil & Gas
\$144,000 in Water/Sewage/Disposal

## ANNUAL CONTRIBUTIONS AS A HEALTHCARE SAFETY NET

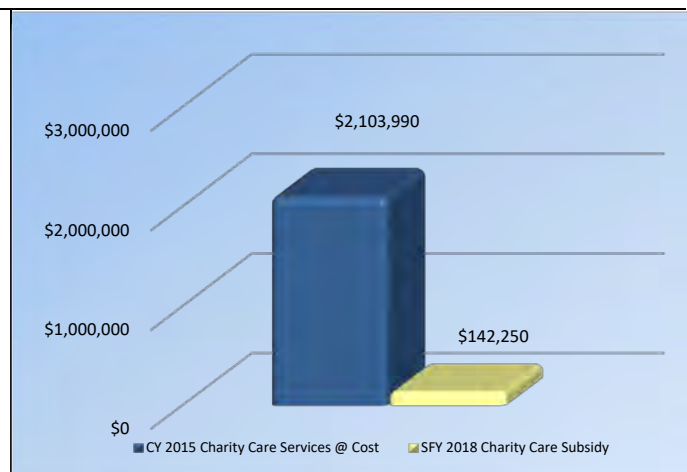
- Hospitals also give back to the community by serving as the primary source of medical services for the state's 705,000 uninsured, thus serving as the healthcare safety net for the most needy.
- In 2016, uninsured patients presented at St. Joseph's Wayne Hospital on 3,240 occasions.
- New Jersey's general hospitals are predominantly not-for-profit entities — any excess revenue over expenses is returned to the community in the form of new medical technology, expanded hospital services, maintenance and expansion of physical infrastructure and the enhanced ability to hire and maintain skilled workforce.

## ANNUAL TAXES

**St. Joseph's Wayne Hospital pays \$630,400 annually in taxes including:**

- 0.53 Percent Assessment: \$527,500
- Adjusted Admissions Assessment: \$102,900
- Newborn Screening Fees: \$0
- Other assessments such as New Jersey Poison Information & Education System (NJPIES) and Maternal and Child Health Consortium Assessment
- In addition, hospitals support their local municipalities through voluntary, negotiated payments and in-kind contributions.

## SFY 2018 CHARITY CARE SUBSIDY SHORTFALL



# St. Luke's Warren Campus

## ANNUAL CONTRIBUTIONS TO THE LOCAL AND STATE ECONOMY

**Total Expenditures: \$109,700,000**

▪ **684 full-time equivalent jobs, including:**

Nursing: .....	143
Therapy: .....	45
Radiology: .....	49
Pharmacy: .....	15
Pathology and Laboratory: .....	35
Dietary/Housekeeping/Maintenance: .....	78

**Total Employee Payroll: ..... \$43,986,000**

**Estimated State Income Taxes Paid by Employees: ..... \$2,430,200**

▪ **Purchased Services of \$13,364,000, including:**

Contracted Labor: \$3,745,000
Pharmaceutical Drugs: \$6,985,000
Dietary/Laundry/Housekeeping Supplies: \$721,000
Building Supplies: \$244,000
Utilities: \$1,669,000 including:
\$994,000 in Electric
\$323,000 in Oil & Gas
\$352,000 in Water/Sewage/Disposal

## ANNUAL CONTRIBUTIONS AS A HEALTHCARE SAFETY NET

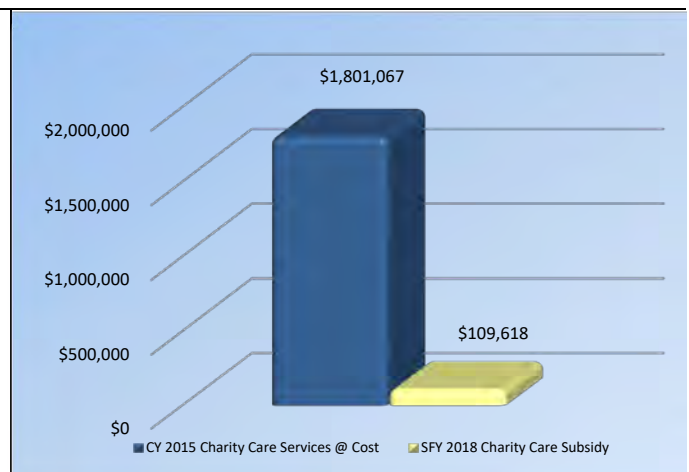
- Hospitals also give back to the community by serving as the primary source of medical services for the state's 705,000 uninsured, thus serving as the healthcare safety net for the most needy.
- In 2016, uninsured patients presented at St. Luke's Warren Campus on 10,770 occasions.
- New Jersey's general hospitals are predominantly not-for-profit entities — any excess revenue over expenses is returned to the community in the form of new medical technology, expanded hospital services, maintenance and expansion of physical infrastructure and the enhanced ability to hire and maintain skilled workforce.

## ANNUAL TAXES

**St. Luke's Warren Campus pays \$750,800 annually in taxes including:**

- 0.53 Percent Assessment: \$657,300
- Adjusted Admissions Assessment: \$93,500
- Newborn Screening Fees: \$0
- Other assessments such as New Jersey Poison Information & Education System (NJPIES) and Maternal and Child Health Consortium Assessment
- In addition, hospitals support their local municipalities through voluntary, negotiated payments and in-kind contributions.

## SFY 2018 CHARITY CARE SUBSIDY SHORTFALL



# St. Mary's General Hospital

## ANNUAL CONTRIBUTIONS TO THE LOCAL AND STATE ECONOMY

**Total Expenditures: \$148,560,000**

▪ **819 full-time equivalent jobs, including:**

Nursing: .....	217
Therapy: .....	22
Radiology: .....	49
Pharmacy: .....	18
Pathology and Laboratory: .....	31
Dietary/Housekeeping/Maintenance: .....	87

**Total Employee Payroll: ..... \$51,941,000**

**Estimated State Income Taxes Paid by Employees: ..... \$2,869,700**

▪ **Purchased Services of \$22,926,000, including:**

Contracted Labor: \$12,943,000

Pharmaceutical Drugs: \$6,375,000

Dietary/Laundry/Housekeeping Supplies: \$1,209,000

Building Supplies: \$236,000

Utilities: \$2,163,000 including:

\$1,258,000 in Electric

\$277,000 in Oil & Gas

\$628,000 in Water/Sewage/Disposal

## ANNUAL CONTRIBUTIONS AS A HEALTHCARE SAFETY NET

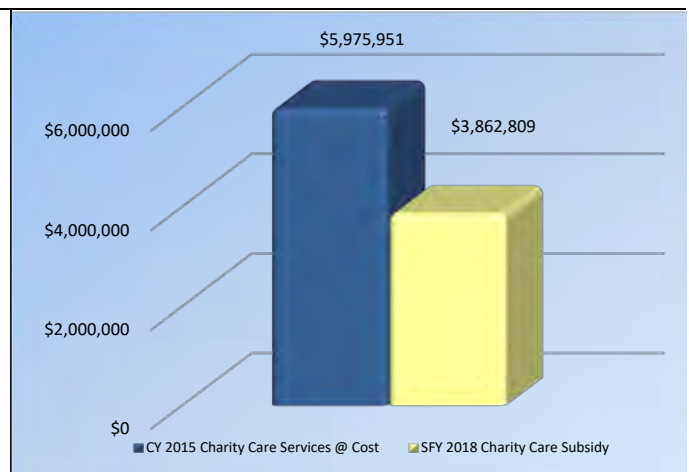
- Hospitals also give back to the community by serving as the primary source of medical services for the state's 705,000 uninsured, thus serving as the healthcare safety net for the most needy.
- In 2016, uninsured patients presented at St. Mary's General Hospital on 12,093 occasions.
- New Jersey's general hospitals are predominantly not-for-profit entities — any excess revenue over expenses is returned to the community in the form of new medical technology, expanded hospital services, maintenance and expansion of physical infrastructure and the enhanced ability to hire and maintain skilled workforce.

## ANNUAL TAXES

**St. Mary's General Hospital pays \$1,056,800 annually in taxes including:**

- 0.53 Percent Assessment: \$846,400
- Adjusted Admissions Assessment: \$132,300
- Newborn Screening Fees: \$78,000
- Other assessments such as New Jersey Poison Information & Education System (NJPIES) and Maternal and Child Health Consortium Assessment
- In addition, hospitals support their local municipalities through voluntary, negotiated payments and in-kind contributions.

## SFY 2018 CHARITY CARE SUBSIDY SHORTFALL



# Trinitas Regional Medical Center

## ANNUAL CONTRIBUTIONS TO THE LOCAL AND STATE ECONOMY

**Total Expenditures: \$309,116,000**

▪ **2,175 full-time equivalent jobs, including:**

Nursing: .....	471
Therapy: .....	57
Radiology: .....	99
Pharmacy: .....	31
Pathology and Laboratory: .....	46
Dietary/Housekeeping/Maintenance: .....	212
<b>Total Employee Payroll: .....</b>	<b>\$136,440,000</b>
<b>Estimated State Income Taxes Paid by Employees: .....</b>	<b>\$7,538,300</b>

▪ **Purchased Services of \$30,163,000, including:**

Contracted Labor: \$8,386,000
Pharmaceutical Drugs: \$14,349,000
Dietary/Laundry/Housekeeping Supplies: \$2,684,000
Building Supplies: \$471,000
Utilities: \$4,273,000 including:
\$2,575,000 in Electric
\$970,000 in Oil & Gas
\$728,000 in Water/Sewage/Disposal

## ANNUAL CONTRIBUTIONS AS A HEALTHCARE SAFETY NET

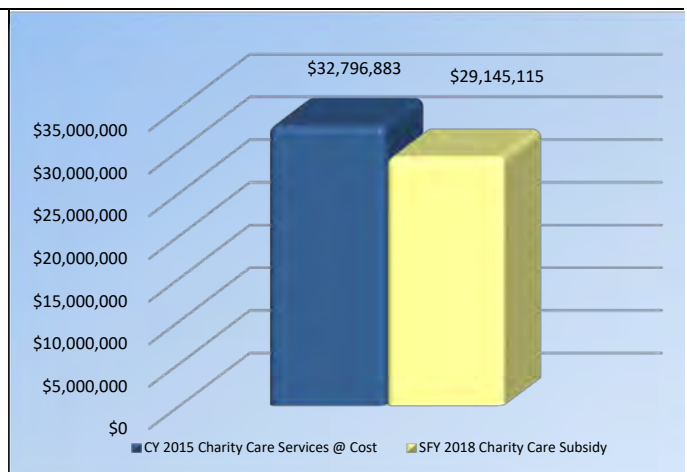
- Hospitals also give back to the community by serving as the primary source of medical services for the state's 705,000 uninsured, thus serving as the healthcare safety net for the most needy.
- In 2016, uninsured patients presented at Trinitas Regional Medical Center on 84,221 occasions.
- New Jersey's general hospitals are predominantly not-for-profit entities — any excess revenue over expenses is returned to the community in the form of new medical technology, expanded hospital services, maintenance and expansion of physical infrastructure and the enhanced ability to hire and maintain skilled workforce.

## ANNUAL TAXES

**Trinitas Regional Medical Center pays \$2,149,600 annually in taxes including:**

- 0.53 Percent Assessment: \$1,661,400
- Adjusted Admissions Assessment: \$314,600
- Newborn Screening Fees: \$173,600
- Other assessments such as New Jersey Poison Information & Education System (NJPIES) and Maternal and Child Health Consortium Assessment
- In addition, hospitals support their local municipalities through voluntary, negotiated payments and in-kind contributions.

## SFY 2018 CHARITY CARE SUBSIDY SHORTFALL



# University Hospital

## ANNUAL CONTRIBUTIONS TO THE LOCAL AND STATE ECONOMY

**Total Expenditures: \$840,057,000**

▪ **3,207 full-time equivalent jobs, including:**

Nursing: .....	822
Therapy: .....	112
Radiology: .....	147
Pharmacy: .....	65
Pathology and Laboratory: .....	126
Dietary/Housekeeping/Maintenance: .....	302
<b>Total Employee Payroll: .....</b>	<b>\$240,276,000</b>
<b>Estimated State Income Taxes Paid by Employees: .....</b>	<b>\$13,275,200</b>

▪ **Purchased Services of \$74,432,000, including:**

Contracted Labor: \$31,471,000
Pharmaceutical Drugs: \$31,784,000
Dietary/Laundry/Housekeeping Supplies: \$4,318,000
Building Supplies: \$553,000
Utilities: \$6,306,000 including:
\$1,230,000 in Electric
\$1,403,000 in Oil & Gas
\$3,673,000 in Water/Sewage/Disposal

## ANNUAL CONTRIBUTIONS AS A HEALTHCARE SAFETY NET

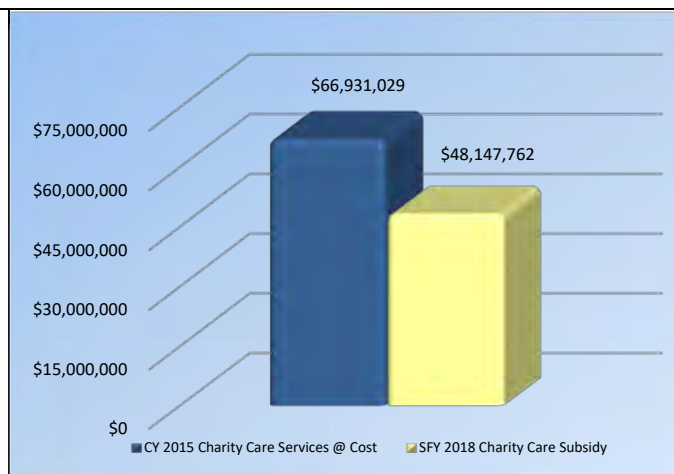
- Hospitals also give back to the community by serving as the primary source of medical services for the state's 705,000 uninsured, thus serving as the healthcare safety net for the most needy.
- In 2016, uninsured patients presented at University Hospital on 140,077 occasions.
- New Jersey's general hospitals are predominantly not-for-profit entities — any excess revenue over expenses is returned to the community in the form of new medical technology, expanded hospital services, maintenance and expansion of physical infrastructure and the enhanced ability to hire and maintain skilled workforce.

## ANNUAL TAXES

**University Hospital pays \$4,926,400 annually in taxes including:**

- 0.53 Percent Assessment: \$4,312,400
- Adjusted Admissions Assessment: \$246,900
- Newborn Screening Fees: \$367,100
- Other assessments such as New Jersey Poison Information & Education System (NJPIES) and Maternal and Child Health Consortium Assessment
- In addition, hospitals support their local municipalities through voluntary, negotiated payments and in-kind contributions.

## SFY 2018 CHARITY CARE SUBSIDY SHORTFALL





# University Medical Center of Princeton at Plainsboro

## ANNUAL CONTRIBUTIONS TO THE LOCAL AND STATE ECONOMY

**Total Expenditures: \$347,288,000**

▪ **1,671 full-time equivalent jobs, including:**

Nursing: .....	415
Therapy: .....	96
Radiology: .....	92
Pharmacy: .....	48
Pathology and Laboratory: .....	98
Dietary/Housekeeping/Maintenance: .....	144

**Total Employee Payroll: ..... \$118,342,000**

**Estimated State Income Taxes Paid by Employees: ..... \$6,538,400**

▪ **Purchased Services of \$50,101,000, including:**

Contracted Labor: \$27,529,000
Pharmaceutical Drugs: \$17,605,000
Dietary/Laundry/Housekeeping Supplies: \$895,000
Building Supplies: \$48,000
Utilities: \$4,024,000 including:
\$3,254,000 in Electric
\$24,000 in Oil & Gas
\$746,000 in Water/Sewage/Disposal

## ANNUAL CONTRIBUTIONS AS A HEALTHCARE SAFETY NET

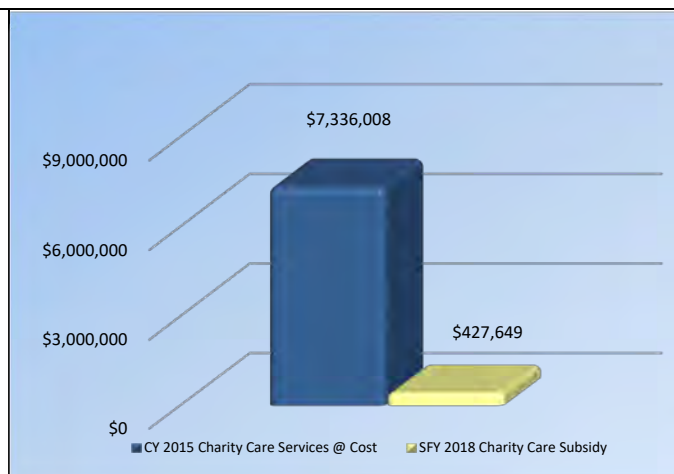
- Hospitals also give back to the community by serving as the primary source of medical services for the state's 705,000 uninsured, thus serving as the healthcare safety net for the most needy.
- In 2016, uninsured patients presented at University Medical Center of Princeton at Plainsboro on 16,393 occasions.
- New Jersey's general hospitals are predominantly not-for-profit entities — any excess revenue over expenses is returned to the community in the form of new medical technology, expanded hospital services, maintenance and expansion of physical infrastructure and the enhanced ability to hire and maintain skilled workforce.

## ANNUAL TAXES

**University Medical Center of Princeton at Plainsboro pays \$2,661,600 annually in taxes including:**

- 0.53 Percent Assessment: \$2,093,300
- Adjusted Admissions Assessment: \$373,500
- Newborn Screening Fees: \$194,900
- Other assessments such as New Jersey Poison Information & Education System (NJPIES) and Maternal and Child Health Consortium Assessment
- In addition, hospitals support their local municipalities through voluntary, negotiated payments and in-kind contributions.

## SFY 2018 CHARITY CARE SUBSIDY SHORTFALL



# Valley Hospital

## ANNUAL CONTRIBUTIONS TO THE LOCAL AND STATE ECONOMY

**Total Expenditures: \$618,164,000**

▪ **2,977 full-time equivalent jobs, including:**

Nursing: .....	813
Therapy: .....	111
Radiology: .....	253
Pharmacy: .....	70
Pathology and Laboratory: .....	160
Dietary/Housekeeping/Maintenance: .....	278
<b>Total Employee Payroll: .....</b>	<b>\$245,809,000</b>
<b>Estimated State Income Taxes Paid by Employees: .....</b>	<b>\$13,580,900</b>

▪ **Purchased Services of \$126,699,000, including:**

Contracted Labor: \$66,693,000
Pharmaceutical Drugs: \$50,167,000
Dietary/Laundry/Housekeeping Supplies: \$4,341,000
Building Supplies: \$317,000
Utilities: \$5,181,000 including:
\$4,148,000 in Electric
\$276,000 in Oil & Gas
\$757,000 in Water/Sewage/Disposal

## ANNUAL CONTRIBUTIONS AS A HEALTHCARE SAFETY NET

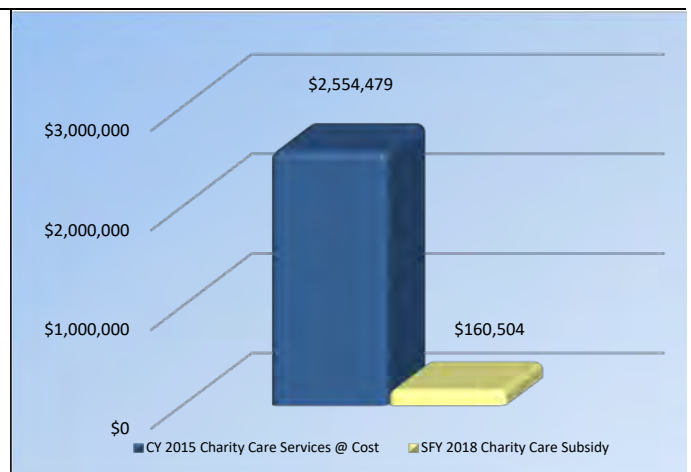
- Hospitals also give back to the community by serving as the primary source of medical services for the state's 705,000 uninsured, thus serving as the healthcare safety net for the most needy.
- In 2016, uninsured patients presented at Valley Hospital on 19,458 occasions.
- New Jersey's general hospitals are predominantly not-for-profit entities — any excess revenue over expenses is returned to the community in the form of new medical technology, expanded hospital services, maintenance and expansion of physical infrastructure and the enhanced ability to hire and maintain skilled workforce.

## ANNUAL TAXES

**Valley Hospital pays \$4,439,800 annually in taxes including:**

- 0.53 Percent Assessment: \$3,667,200
- Adjusted Admissions Assessment: \$512,300
- Newborn Screening Fees: \$260,300
- Other assessments such as New Jersey Poison Information & Education System (NJPIES) and Maternal and Child Health Consortium Assessment
- In addition, hospitals support their local municipalities through voluntary, negotiated payments and in-kind contributions.

## SFY 2018 CHARITY CARE SUBSIDY SHORTFALL



# Virtua Marlton

## ANNUAL CONTRIBUTIONS TO THE LOCAL AND STATE ECONOMY

**Total Expenditures: \$148,415,000**

▪ **708 full-time equivalent jobs, including:**

Nursing: .....	310
Therapy: .....	31
Radiology: .....	32
Pharmacy: .....	21
Pathology and Laboratory: .....	55
Dietary/Housekeeping/Maintenance: .....	77
<b>Total Employee Payroll: .....</b>	<b>\$49,496,000</b>
<b>Estimated State Income Taxes Paid by Employees: .....</b>	<b>\$2,734,700</b>

▪ **Purchased Services of \$15,040,000, including:**

Contracted Labor: \$7,048,000
Pharmaceutical Drugs: \$5,382,000
Dietary/Laundry/Housekeeping Supplies: \$553,000
Building Supplies: \$407,000
Utilities: \$1,650,000 including:
\$1,141,000 in Electric
\$203,000 in Oil & Gas
\$306,000 in Water/Sewage/Disposal

## ANNUAL CONTRIBUTIONS AS A HEALTHCARE SAFETY NET

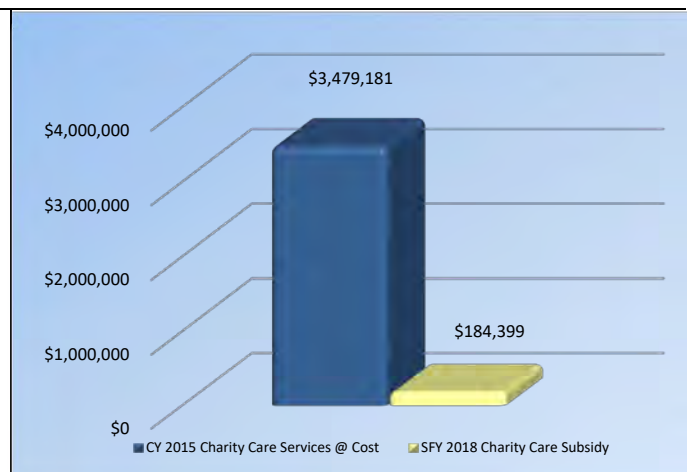
- Hospitals also give back to the community by serving as the primary source of medical services for the state's 705,000 uninsured, thus serving as the healthcare safety net for the most needy.
- In 2016, uninsured patients presented at Virtua Marlton on 1,083 occasions.
- New Jersey's general hospitals are predominantly not-for-profit entities — any excess revenue over expenses is returned to the community in the form of new medical technology, expanded hospital services, maintenance and expansion of physical infrastructure and the enhanced ability to hire and maintain skilled workforce.

## ANNUAL TAXES

**Virtua Marlton pays \$995,600 annually in taxes including:**

- 0.53 Percent Assessment: \$880,900
- Adjusted Admissions Assessment: \$114,700
- Newborn Screening Fees: \$0
- Other assessments such as New Jersey Poison Information & Education System (NJPIES) and Maternal and Child Health Consortium Assessment
- In addition, hospitals support their local municipalities through voluntary, negotiated payments and in-kind contributions.

## SFY 2018 CHARITY CARE SUBSIDY SHORTFALL



# Virtua Memorial

## ANNUAL CONTRIBUTIONS TO THE LOCAL AND STATE ECONOMY

**Total Expenditures: \$309,846,000**

▪ **1,475 full-time equivalent jobs, including:**

Nursing: .....	525
Therapy: .....	63
Radiology: .....	84
Pharmacy: .....	34
Pathology and Laboratory: .....	61
Dietary/Housekeeping/Maintenance: .....	137
<b>Total Employee Payroll: .....</b>	<b>\$104,760,000</b>
<b>Estimated State Income Taxes Paid by Employees: .....</b>	<b>\$5,788,000</b>

▪ **Purchased Services of \$28,565,000, including:**

Contracted Labor: \$12,859,000
Pharmaceutical Drugs: \$11,519,000
Dietary/Laundry/Housekeeping Supplies: \$885,000
Building Supplies: \$426,000
Utilities: \$2,876,000 including:
\$2,186,000 in Electric
\$329,000 in Oil & Gas
\$361,000 in Water/Sewage/Disposal

## ANNUAL CONTRIBUTIONS AS A HEALTHCARE SAFETY NET

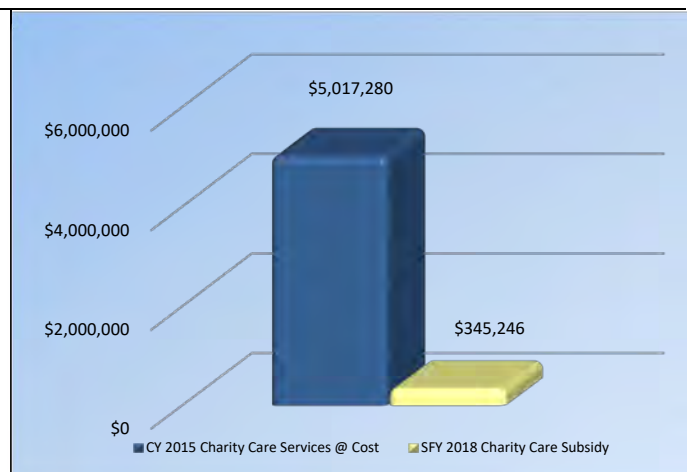
- Hospitals also give back to the community by serving as the primary source of medical services for the state's 705,000 uninsured, thus serving as the healthcare safety net for the most needy.
- In 2016, uninsured patients presented at Virtua Memorial on 7,445 occasions.
- New Jersey's general hospitals are predominantly not-for-profit entities — any excess revenue over expenses is returned to the community in the form of new medical technology, expanded hospital services, maintenance and expansion of physical infrastructure and the enhanced ability to hire and maintain skilled workforce.

## ANNUAL TAXES

**Virtua Memorial pays \$2,281,600 annually in taxes including:**

- 0.53 Percent Assessment: \$1,811,800
- Adjusted Admissions Assessment: \$297,500
- Newborn Screening Fees: \$172,300
- Other assessments such as New Jersey Poison Information & Education System (NJPIES) and Maternal and Child Health Consortium Assessment
- In addition, hospitals support their local municipalities through voluntary, negotiated payments and in-kind contributions.

## SFY 2018 CHARITY CARE SUBSIDY SHORTFALL



# Virtua Voorhees

## ANNUAL CONTRIBUTIONS TO THE LOCAL AND STATE ECONOMY

**Total Expenditures: \$538,313,000**

▪ **2,424 full-time equivalent jobs, including:**

Nursing: .....	718
Therapy: .....	103
Radiology: .....	80
Pharmacy: .....	44
Pathology and Laboratory: .....	120
Dietary/Housekeeping/Maintenance: .....	237
<b>Total Employee Payroll: .....</b>	<b>\$166,108,000</b>
<b>Estimated State Income Taxes Paid by Employees: .....</b>	<b>\$9,177,500</b>

▪ **Purchased Services of \$49,075,000, including:**

Contracted Labor: \$21,161,000
Pharmaceutical Drugs: \$19,502,000
Dietary/Laundry/Housekeeping Supplies: \$1,510,000
Building Supplies: \$406,000
Utilities: \$6,496,000 including:
\$5,271,000 in Electric
\$664,000 in Oil & Gas
\$561,000 in Water/Sewage/Disposal

## ANNUAL CONTRIBUTIONS AS A HEALTHCARE SAFETY NET

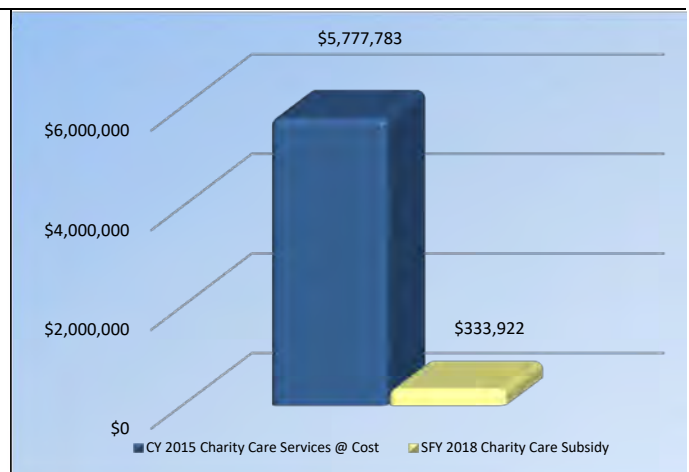
- Hospitals also give back to the community by serving as the primary source of medical services for the state's 705,000 uninsured, thus serving as the healthcare safety net for the most needy.
- In 2016, uninsured patients presented at Virtua Voorhees on 12,420 occasions.
- New Jersey's general hospitals are predominantly not-for-profit entities — any excess revenue over expenses is returned to the community in the form of new medical technology, expanded hospital services, maintenance and expansion of physical infrastructure and the enhanced ability to hire and maintain skilled workforce.

## ANNUAL TAXES

**Virtua Voorhees pays \$4,176,900 annually in taxes including:**

- 0.53 Percent Assessment: \$3,226,700
- Adjusted Admissions Assessment: \$496,100
- Newborn Screening Fees: \$454,100
- Other assessments such as New Jersey Poison Information & Education System (NJPIES) and Maternal and Child Health Consortium Assessment
- In addition, hospitals support their local municipalities through voluntary, negotiated payments and in-kind contributions.

## SFY 2018 CHARITY CARE SUBSIDY SHORTFALL



# Atlantic County Hospitals

## ANNUAL CONTRIBUTIONS TO THE LOCAL AND STATE ECONOMY

**Total Expenditures: \$816,125,000**

▪ **4,367 full-time equivalent jobs, including:**

Nursing: .....	1,255
Therapy: .....	91
Radiology: .....	259
Pharmacy: .....	109
Pathology and Laboratory: .....	150
Dietary/Housekeeping/Maintenance: .....	288
<b>Total Employee Payroll: .....</b>	<b>\$283,432,000</b>
<b>Estimated State Income Taxes Paid by Employees: .....</b>	<b>\$15,659,600</b>

▪ **Purchased Services of \$115,834,000, including:**

Contracted Labor: \$49,127,000
Pharmaceutical Drugs: \$49,710,000
Dietary/Laundry/Housekeeping Supplies: \$5,228,000
Building Supplies: \$362,000
Utilities: \$11,407,000 including:
\$7,497,000 in Electric
\$2,289,000 in Oil & Gas
\$1,621,000 in Water/Sewage/Disposal

## ANNUAL CONTRIBUTIONS AS A HEALTHCARE SAFETY NET

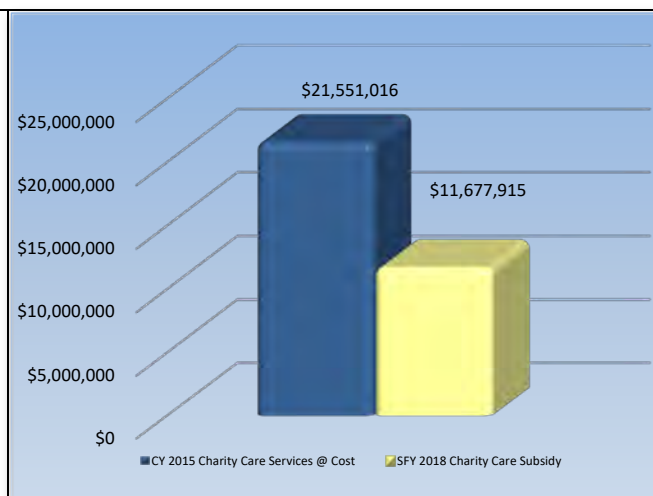
- Hospitals also give back to the community by serving as the primary source of medical services for the state's 705,000 uninsured, thus serving as the healthcare safety net for the most needy.
- In 2016, uninsured patients presented at Atlantic County hospitals on 36,928 occasions.
- New Jersey's general hospitals are predominantly not-for-profit entities — any excess revenue over expenses is returned to the community in the form of new medical technology, expanded hospital services, maintenance and expansion of physical infrastructure and the enhanced ability to hire and maintain skilled workforce.

## ANNUAL TAXES

**Atlantic County hospitals pay \$5,771,600 annually in taxes including:**

- 0.53 Percent Assessment: \$4,831,400
- Adjusted Admissions Assessment: \$682,900
- Newborn Screening Fees: \$257,400
- Other assessments such as New Jersey Poison Information & Education System (NJPIES) and Maternal and Child Health Consortium Assessment
- In addition, hospitals support their local municipalities through voluntary, negotiated payments and in-kind contributions.

## SFY 2018 CHARITY CARE SUBSIDY SHORTFALL



# Bergen County Hospitals

## ANNUAL CONTRIBUTIONS TO THE LOCAL AND STATE ECONOMY

**Total Expenditures: \$3,561,242,000**

▪ **17,070 full-time equivalent jobs, including:**

Nursing: .....	4,221
Therapy: .....	552
Radiology: .....	1,407
Pharmacy: .....	373
Pathology and Laboratory: .....	732
Dietary/Housekeeping/Maintenance: .....	1,377
<b>Total Employee Payroll: .....</b>	<b>\$1,342,083,000</b>
<b>Estimated State Income Taxes Paid by Employees: .....</b>	<b>\$74,150,100</b>

▪ **Purchased Services of \$586,934,000, including:**

Contracted Labor: \$197,253,000
Pharmaceutical Drugs: \$337,445,000
Dietary/Laundry/Housekeeping Supplies: \$19,811,000
Building Supplies: \$2,105,000
Utilities: \$30,320,000 including:
\$20,680,000 in Electric
\$5,441,000 in Oil & Gas
\$4,199,000 in Water/Sewage/Disposal

## ANNUAL CONTRIBUTIONS AS A HEALTHCARE SAFETY NET

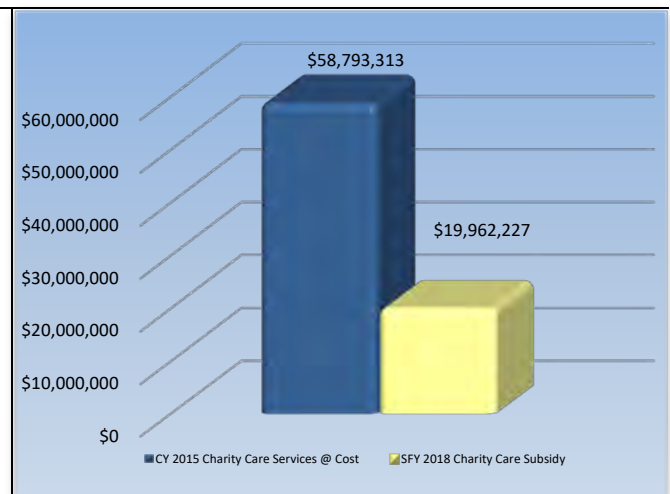
- Hospitals also give back to the community by serving as the primary source of medical services for the state's 705,000 uninsured, thus serving as the healthcare safety net for the most needy.
- In 2016, uninsured patients presented at Bergen County hospitals on 169,358 occasions.
- New Jersey's general hospitals are predominantly not-for-profit entities — any excess revenue over expenses is returned to the community in the form of new medical technology, expanded hospital services, maintenance and expansion of physical infrastructure and the enhanced ability to hire and maintain skilled workforce.

## ANNUAL TAXES

**Bergen County hospitals pay \$23,932,700 annually in taxes including:**

- 0.53 Percent Assessment: \$20,126,600
- Adjusted Admissions Assessment: \$2,610,400
- Newborn Screening Fees: \$1,195,600
- Other assessments such as New Jersey Poison Information & Education System (NJPIES) and Maternal and Child Health Consortium Assessment
- In addition, hospitals support their local municipalities through voluntary, negotiated payments and in-kind contributions.

## SFY 2018 CHARITY CARE SUBSIDY SHORTFALL





# Burlington County Hospitals

## ANNUAL CONTRIBUTIONS TO THE LOCAL AND STATE ECONOMY

**Total Expenditures: \$755,029,000**

▪ **3,781 full-time equivalent jobs, including:**

Nursing: .....	1,211
Therapy: .....	173
Radiology: .....	177
Pharmacy: .....	87
Pathology and Laboratory: .....	184
Dietary/Housekeeping/Maintenance: .....	368
<b>Total Employee Payroll: .....</b>	<b>\$275,016,000</b>
<b>Estimated State Income Taxes Paid by Employees: .....</b>	<b>\$15,194,600</b>

▪ **Purchased Services of \$83,635,000, including:**

Contracted Labor: \$46,451,000
Pharmaceutical Drugs: \$24,784,000
Dietary/Laundry/Housekeeping Supplies: \$3,660,000
Building Supplies: \$1,092,000
Utilities: \$7,648,000 including:
\$5,659,000 in Electric
\$978,000 in Oil & Gas
\$1,011,000 in Water/Sewage/Disposal

## ANNUAL CONTRIBUTIONS AS A HEALTHCARE SAFETY NET

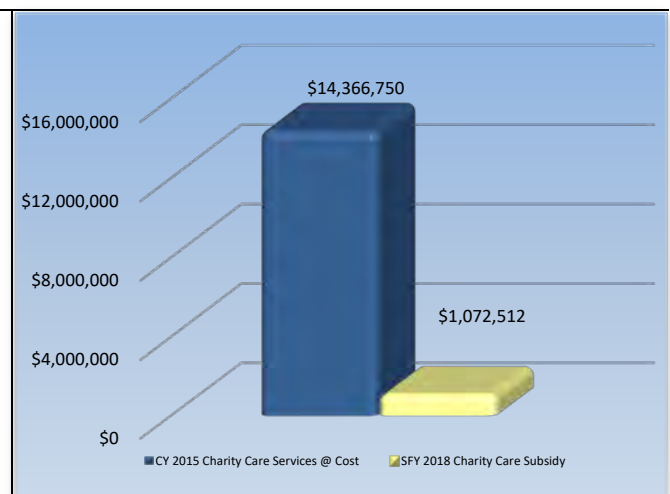
- Hospitals also give back to the community by serving as the primary source of medical services for the state's 705,000 uninsured, thus serving as the healthcare safety net for the most needy.
- In 2016, uninsured patients presented at Burlington County hospitals on 17,469 occasions.
- New Jersey's general hospitals are predominantly not-for-profit entities — any excess revenue over expenses is returned to the community in the form of new medical technology, expanded hospital services, maintenance and expansion of physical infrastructure and the enhanced ability to hire and maintain skilled workforce.

## ANNUAL TAXES

**Burlington County hospitals pay \$5,074,600 annually in taxes including:**

- 0.53 Percent Assessment: \$4,309,900
- Adjusted Admissions Assessment: \$592,300
- Newborn Screening Fees: \$172,300
- Other assessments such as New Jersey Poison Information & Education System (NJPIES) and Maternal and Child Health Consortium Assessment
- In addition, hospitals support their local municipalities through voluntary, negotiated payments and in-kind contributions.

## SFY 2018 CHARITY CARE SUBSIDY SHORTFALL



# Camden County Hospitals

## ANNUAL CONTRIBUTIONS TO THE LOCAL AND STATE ECONOMY

**Total Expenditures: \$1,994,810,000**

▪ **9,806 full-time equivalent jobs, including:**

Nursing: .....	2,621
Therapy: .....	346
Radiology: .....	345
Pharmacy: .....	165
Pathology and Laboratory: .....	376
Dietary/Housekeeping/Maintenance: .....	841
<b>Total Employee Payroll: .....</b>	<b>\$753,023,000</b>
<b>Estimated State Income Taxes Paid by Employees: .....</b>	<b>\$41,604,500</b>

▪ **Purchased Services of \$185,443,000, including:**

Contracted Labor: \$83,574,000
Pharmaceutical Drugs: \$71,779,000
Dietary/Laundry/Housekeeping Supplies: \$8,943,000
Building Supplies: \$438,000
Utilities: \$20,709,000 including:
\$14,299,000 in Electric
\$3,193,000 in Oil & Gas
\$3,217,000 in Water/Sewage/Disposal

## ANNUAL CONTRIBUTIONS AS A HEALTHCARE SAFETY NET

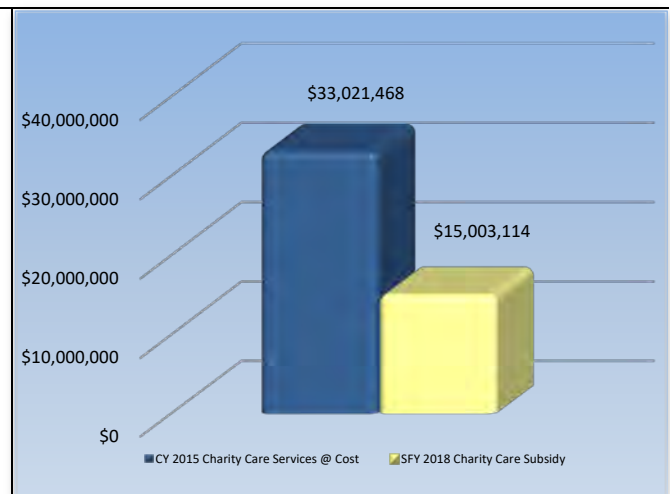
- Hospitals also give back to the community by serving as the primary source of medical services for the state's 705,000 uninsured, thus serving as the healthcare safety net for the most needy.
- In 2016, uninsured patients presented at Camden County hospitals on 50,029 occasions.
- New Jersey's general hospitals are predominantly not-for-profit entities — any excess revenue over expenses is returned to the community in the form of new medical technology, expanded hospital services, maintenance and expansion of physical infrastructure and the enhanced ability to hire and maintain skilled workforce.

## ANNUAL TAXES

**Camden County hospitals pay \$13,639,000 annually in taxes including:**

- 0.53 Percent Assessment: \$11,574,400
- Adjusted Admissions Assessment: \$1,404,700
- Newborn Screening Fees: \$659,800
- Other assessments such as New Jersey Poison Information & Education System (NJPIES) and Maternal and Child Health Consortium Assessment
- In addition, hospitals support their local municipalities through voluntary, negotiated payments and in-kind contributions.

## SFY 2018 CHARITY CARE SUBSIDY SHORTFALL



# Cape May County Hospitals

## ANNUAL CONTRIBUTIONS TO THE LOCAL AND STATE ECONOMY

**Total Expenditures: \$123,577,000**

▪ **800 full-time equivalent jobs, including:**

Nursing: .....	182
Therapy: .....	40
Radiology: .....	58
Pharmacy: .....	21
Pathology and Laboratory: .....	64
Dietary/Housekeeping/Maintenance: .....	55
<b>Total Employee Payroll: .....</b>	<b>\$50,959,000</b>
<b>Estimated State Income Taxes Paid by Employees: .....</b>	<b>\$2,815,500</b>

▪ **Purchased Services of \$21,491,000, including:**

Contracted Labor: \$14,008,000
Pharmaceutical Drugs: \$4,931,000
Dietary/Laundry/Housekeeping Supplies: \$520,000
Building Supplies: \$21,000
Utilities: \$2,011,000 including:
\$1,431,000 in Electric
\$233,000 in Oil & Gas
\$347,000 in Water/Sewage/Disposal

## ANNUAL CONTRIBUTIONS AS A HEALTHCARE SAFETY NET

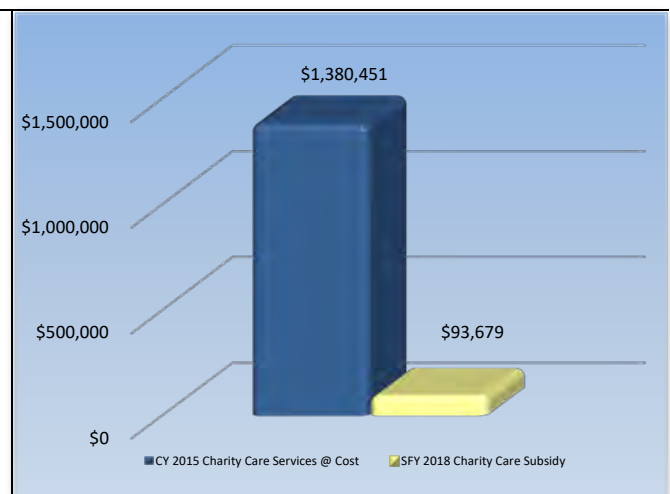
- Hospitals also give back to the community by serving as the primary source of medical services for the state's 705,000 uninsured, thus serving as the healthcare safety net for the most needy.
- In 2016, uninsured patients presented at Cape May County hospitals on 12,806 occasions.
- New Jersey's general hospitals are predominantly not-for-profit entities — any excess revenue over expenses is returned to the community in the form of new medical technology, expanded hospital services, maintenance and expansion of physical infrastructure and the enhanced ability to hire and maintain skilled workforce.

## ANNUAL TAXES

**Cape May County hospitals pay \$893,300 annually in taxes including:**

- 0.53 Percent Assessment: \$670,800
- Adjusted Admissions Assessment: \$187,500
- Newborn Screening Fees: \$35,100
- Other assessments such as New Jersey Poison Information & Education System (NJPIES) and Maternal and Child Health Consortium Assessment
- In addition, hospitals support their local municipalities through voluntary, negotiated payments and in-kind contributions.

## SFY 2018 CHARITY CARE SUBSIDY SHORTFALL



# Cumberland County Hospitals

## ANNUAL CONTRIBUTIONS TO THE LOCAL AND STATE ECONOMY

**Total Expenditures: \$351,544,000**

▪ **2,149 full-time equivalent jobs, including:**

Nursing: .....	572
Therapy: .....	44
Radiology: .....	169
Pharmacy: .....	32
Pathology and Laboratory: .....	86
Dietary/Housekeeping/Maintenance: .....	194
<b>Total Employee Payroll: .....</b>	<b>\$146,168,000</b>
<b>Estimated State Income Taxes Paid by Employees: .....</b>	<b>\$8,075,800</b>

▪ **Purchased Services of \$38,227,000, including:**

Contracted Labor: \$23,657,000
Pharmaceutical Drugs: \$8,602,000
Dietary/Laundry/Housekeeping Supplies: \$2,429,000
Building Supplies: \$33,000
Utilities: \$3,506,000 including:
\$2,617,000 in Electric
\$414,000 in Oil & Gas
\$475,000 in Water/Sewage/Disposal

## ANNUAL CONTRIBUTIONS AS A HEALTHCARE SAFETY NET

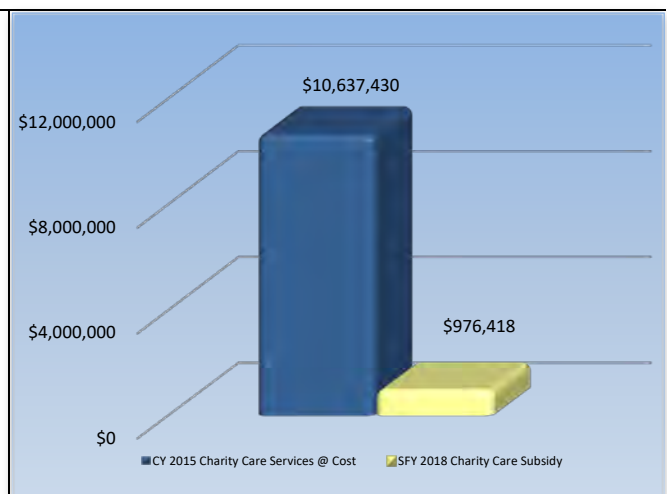
- Hospitals also give back to the community by serving as the primary source of medical services for the state's 705,000 uninsured, thus serving as the healthcare safety net for the most needy.
- In 2016, uninsured patients presented at Cumberland County hospitals on 22,769 occasions.
- New Jersey's general hospitals are predominantly not-for-profit entities — any excess revenue over expenses is returned to the community in the form of new medical technology, expanded hospital services, maintenance and expansion of physical infrastructure and the enhanced ability to hire and maintain skilled workforce.

## ANNUAL TAXES

**Cumberland County hospitals pay \$2,623,600 annually in taxes including:**

- 0.53 Percent Assessment: \$2,131,200
- Adjusted Admissions Assessment: \$319,200
- Newborn Screening Fees: \$173,200
- Other assessments such as New Jersey Poison Information & Education System (NJPIES) and Maternal and Child Health Consortium Assessment
- In addition, hospitals support their local municipalities through voluntary, negotiated payments and in-kind contributions.

## SFY 2018 CHARITY CARE SUBSIDY SHORTFALL



# Essex County Hospitals

## ANNUAL CONTRIBUTIONS TO THE LOCAL AND STATE ECONOMY

**Total Expenditures: \$2,997,010,000**

▪ **13,386 full-time equivalent jobs, including:**

Nursing: .....	3,836
Therapy: .....	463
Radiology: .....	627
Pharmacy: .....	301
Pathology and Laboratory: .....	529
Dietary/Housekeeping/Maintenance: .....	990
<b>Total Employee Payroll: .....</b>	<b>\$1,052,416,000</b>
<b>Estimated State Income Taxes Paid by Employees: .....</b>	<b>\$58,145,900</b>

▪ **Purchased Services of \$434,612,000, including:**

Contracted Labor: \$196,360,000
Pharmaceutical Drugs: \$191,147,000
Dietary/Laundry/Housekeeping Supplies: \$16,564,000
Building Supplies: \$3,572,000
Utilities: \$26,969,000 including:
\$16,149,000 in Electric
\$4,100,000 in Oil & Gas
\$6,720,000 in Water/Sewage/Disposal

## ANNUAL CONTRIBUTIONS AS A HEALTHCARE SAFETY NET

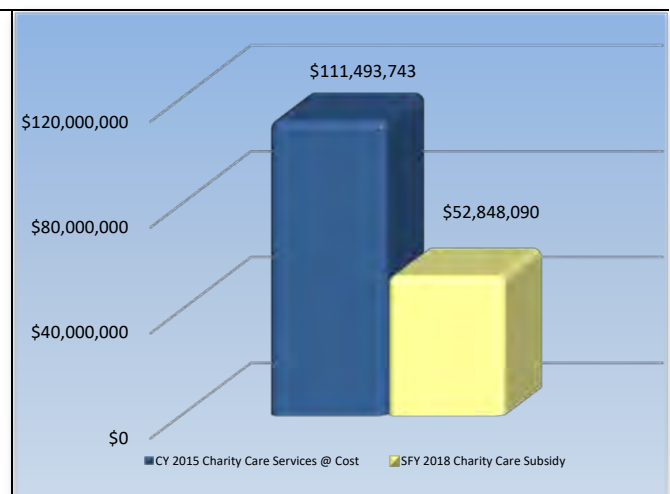
- Hospitals also give back to the community by serving as the primary source of medical services for the state's 705,000 uninsured, thus serving as the healthcare safety net for the most needy.
- In 2016, uninsured patients presented at Essex County hospitals on 268,117 occasions.
- New Jersey's general hospitals are predominantly not-for-profit entities — any excess revenue over expenses is returned to the community in the form of new medical technology, expanded hospital services, maintenance and expansion of physical infrastructure and the enhanced ability to hire and maintain skilled workforce.

## ANNUAL TAXES

**Essex County hospitals pay \$19,562,600 annually in taxes including:**

- 0.53 Percent Assessment: \$16,330,800
- Adjusted Admissions Assessment: \$1,749,700
- Newborn Screening Fees: \$1,482,100
- Other assessments such as New Jersey Poison Information & Education System (NJPIES) and Maternal and Child Health Consortium Assessment
- In addition, hospitals support their local municipalities through voluntary, negotiated payments and in-kind contributions.

## SFY 2018 CHARITY CARE SUBSIDY SHORTFALL



# Gloucester County Hospitals

## ANNUAL CONTRIBUTIONS TO THE LOCAL AND STATE ECONOMY

**Total Expenditures: \$464,704,000**

▪ **2,820 full-time equivalent jobs, including:**

Nursing: .....	701
Therapy: .....	75
Radiology: .....	167
Pharmacy: .....	56
Pathology and Laboratory: .....	155
Dietary/Housekeeping/Maintenance: .....	252
<b>Total Employee Payroll: .....</b>	<b>\$189,504,000</b>
<b>Estimated State Income Taxes Paid by Employees: .....</b>	<b>\$10,470,100</b>

▪ **Purchased Services of \$71,055,000, including:**

Contracted Labor: \$44,260,000
Pharmaceutical Drugs: \$18,686,000
Dietary/Laundry/Housekeeping Supplies: \$2,836,000
Building Supplies: \$30,000
Utilities: \$5,243,000 including:
\$3,630,000 in Electric
\$710,000 in Oil & Gas
\$903,000 in Water/Sewage/Disposal

## ANNUAL CONTRIBUTIONS AS A HEALTHCARE SAFETY NET

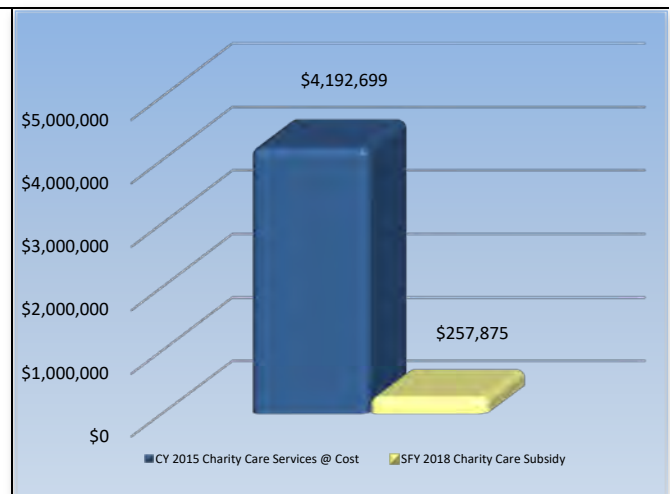
- Hospitals also give back to the community by serving as the primary source of medical services for the state's 705,000 uninsured, thus serving as the healthcare safety net for the most needy.
- In 2016, uninsured patients presented at Gloucester County hospitals on 11,401 occasions.
- New Jersey's general hospitals are predominantly not-for-profit entities — any excess revenue over expenses is returned to the community in the form of new medical technology, expanded hospital services, maintenance and expansion of physical infrastructure and the enhanced ability to hire and maintain skilled workforce.

## ANNUAL TAXES

**Gloucester County hospitals pay \$3,105,400 annually in taxes including:**

- 0.53 Percent Assessment: \$2,515,400
- Adjusted Admissions Assessment: \$400,900
- Newborn Screening Fees: \$189,300
- Other assessments such as New Jersey Poison Information & Education System (NJPIES) and Maternal and Child Health Consortium Assessment
- In addition, hospitals support their local municipalities through voluntary, negotiated payments and in-kind contributions.

## SFY 2018 CHARITY CARE SUBSIDY SHORTFALL



# Hudson County Hospitals

## ANNUAL CONTRIBUTIONS TO THE LOCAL AND STATE ECONOMY

**Total Expenditures: \$1,238,482,000**

▪ **6,282 full-time equivalent jobs, including:**

Nursing: .....	1,644
Therapy: .....	181
Radiology: .....	262
Pharmacy: .....	129
Pathology and Laboratory: .....	217
Dietary/Housekeeping/Maintenance: .....	624
<b>Total Employee Payroll: .....</b>	<b>\$444,106,000</b>
<b>Estimated State Income Taxes Paid by Employees: .....</b>	<b>\$24,536,900</b>

▪ **Purchased Services of \$313,457,000, including:**

Contracted Labor: \$252,667,000
Pharmaceutical Drugs: \$40,798,000
Dietary/Laundry/Housekeeping Supplies: \$7,888,000
Building Supplies: \$387,000
Utilities: \$11,717,000 including:
\$7,549,000 in Electric
\$1,767,000 in Oil & Gas
\$2,401,000 in Water/Sewage/Disposal

## ANNUAL CONTRIBUTIONS AS A HEALTHCARE SAFETY NET

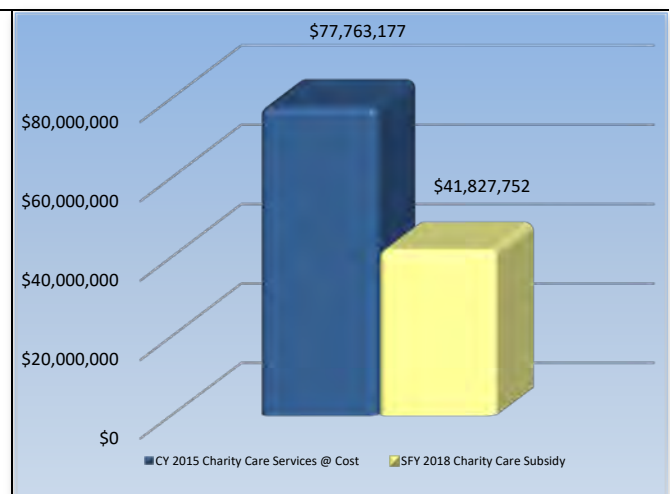
- Hospitals also give back to the community by serving as the primary source of medical services for the state's 705,000 uninsured, thus serving as the healthcare safety net for the most needy.
- In 2016, uninsured patients presented at Hudson County hospitals on 128,914 occasions.
- New Jersey's general hospitals are predominantly not-for-profit entities — any excess revenue over expenses is returned to the community in the form of new medical technology, expanded hospital services, maintenance and expansion of physical infrastructure and the enhanced ability to hire and maintain skilled workforce.

## ANNUAL TAXES

**Hudson County hospitals pay \$8,353,800 annually in taxes including:**

- 0.53 Percent Assessment: \$6,778,300
- Adjusted Admissions Assessment: \$901,900
- Newborn Screening Fees: \$673,400
- Other assessments such as New Jersey Poison Information & Education System (NJPIES) and Maternal and Child Health Consortium Assessment
- In addition, hospitals support their local municipalities through voluntary, negotiated payments and in-kind contributions.

## SFY 2018 CHARITY CARE SUBSIDY SHORTFALL





# Hunterdon County Hospitals

## ANNUAL CONTRIBUTIONS TO THE LOCAL AND STATE ECONOMY

**Total Expenditures: \$287,215,000**

▪ **1,757 full-time equivalent jobs, including:**

Nursing: .....	262
Therapy: .....	80
Radiology: .....	102
Pharmacy: .....	26
Pathology and Laboratory: .....	68
Dietary/Housekeeping/Maintenance: .....	129
<b>Total Employee Payroll: .....</b>	<b>\$135,566,000</b>
<b>Estimated State Income Taxes Paid by Employees: .....</b>	<b>\$7,490,000</b>

▪ **Purchased Services of \$15,684,000, including:**

Contracted Labor: \$5,474,000
Pharmaceutical Drugs: \$6,688,000
Dietary/Laundry/Housekeeping Supplies: \$923,000
Building Supplies: \$253,000
Utilities: \$2,346,000 including:
\$1,658,000 in Electric
\$375,000 in Oil & Gas
\$313,000 in Water/Sewage/Disposal

## ANNUAL CONTRIBUTIONS AS A HEALTHCARE SAFETY NET

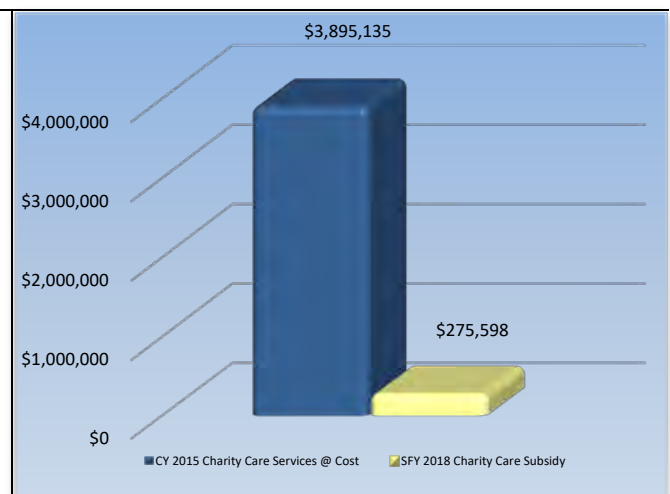
- Hospitals also give back to the community by serving as the primary source of medical services for the state's 705,000 uninsured, thus serving as the healthcare safety net for the most needy.
- In 2016, uninsured patients presented at Hunterdon County hospitals on 15,634 occasions.
- New Jersey's general hospitals are predominantly not-for-profit entities — any excess revenue over expenses is returned to the community in the form of new medical technology, expanded hospital services, maintenance and expansion of physical infrastructure and the enhanced ability to hire and maintain skilled workforce.

## ANNUAL TAXES

**Hunterdon County hospitals pay \$1,898,900 annually in taxes including:**

- 0.53 Percent Assessment: \$1,568,600
- Adjusted Admissions Assessment: \$248,400
- Newborn Screening Fees: \$81,900
- Other assessments such as New Jersey Poison Information & Education System (NJPIES) and Maternal and Child Health Consortium Assessment
- In addition, hospitals support their local municipalities through voluntary, negotiated payments and in-kind contributions.

## SFY 2018 CHARITY CARE SUBSIDY SHORTFALL



# Mercer County Hospitals

## ANNUAL CONTRIBUTIONS TO THE LOCAL AND STATE ECONOMY

**Total Expenditures: \$966,124,000**

▪ **5,040 full-time equivalent jobs, including:**

Nursing: .....	1,379
Therapy: .....	241
Radiology: .....	279
Pharmacy: .....	115
Pathology and Laboratory: .....	177
Dietary/Housekeeping/Maintenance: .....	380
<b>Total Employee Payroll: .....</b>	<b>\$376,852,000</b>
<b>Estimated State Income Taxes Paid by Employees: .....</b>	<b>\$20,821,100</b>

▪ **Purchased Services of \$138,283,000, including:**

Contracted Labor: \$79,112,000
Pharmaceutical Drugs: \$41,319,000
Dietary/Laundry/Housekeeping Supplies: \$5,847,000
Building Supplies: \$283,000
Utilities: \$11,722,000 including:
\$8,345,000 in Electric
\$1,731,000 in Oil & Gas
\$1,646,000 in Water/Sewage/Disposal

## ANNUAL CONTRIBUTIONS AS A HEALTHCARE SAFETY NET

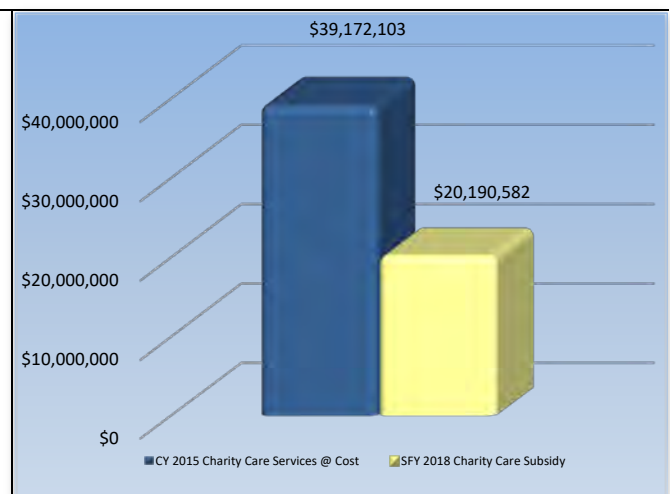
- Hospitals also give back to the community by serving as the primary source of medical services for the state's 705,000 uninsured, thus serving as the healthcare safety net for the most needy.
- In 2016, uninsured patients presented at Mercer County hospitals on 123,466 occasions.
- New Jersey's general hospitals are predominantly not-for-profit entities — any excess revenue over expenses is returned to the community in the form of new medical technology, expanded hospital services, maintenance and expansion of physical infrastructure and the enhanced ability to hire and maintain skilled workforce.

## ANNUAL TAXES

**Mercer County hospitals pay \$6,156,900 annually in taxes including:**

- 0.53 Percent Assessment: \$4,852,700
- Adjusted Admissions Assessment: \$727,700
- Newborn Screening Fees: \$576,500
- Other assessments such as New Jersey Poison Information & Education System (NJPIES) and Maternal and Child Health Consortium Assessment
- In addition, hospitals support their local municipalities through voluntary, negotiated payments and in-kind contributions.

## SFY 2018 CHARITY CARE SUBSIDY SHORTFALL



# Middlesex County Hospitals

## ANNUAL CONTRIBUTIONS TO THE LOCAL AND STATE ECONOMY

**Total Expenditures: \$2,599,295,000**

▪ **13,594 full-time equivalent jobs, including:**

Nursing: .....	3,909
Therapy: .....	426
Radiology: .....	587
Pharmacy: .....	299
Pathology and Laboratory: .....	613
Dietary/Housekeeping/Maintenance: .....	1,245
<b>Total Employee Payroll: .....</b>	<b>\$1,003,409,000</b>
<b>Estimated State Income Taxes Paid by Employees: .....</b>	<b>\$55,438,300</b>

▪ **Purchased Services of \$408,296,000, including:**

Contracted Labor: \$190,783,000
Pharmaceutical Drugs: \$172,028,000
Dietary/Laundry/Housekeeping Supplies: \$15,546,000
Building Supplies: \$1,126,000
Utilities: \$28,813,000 including:
\$19,794,000 in Electric
\$4,267,000 in Oil & Gas
\$4,752,000 in Water/Sewage/Disposal

## ANNUAL CONTRIBUTIONS AS A HEALTHCARE SAFETY NET

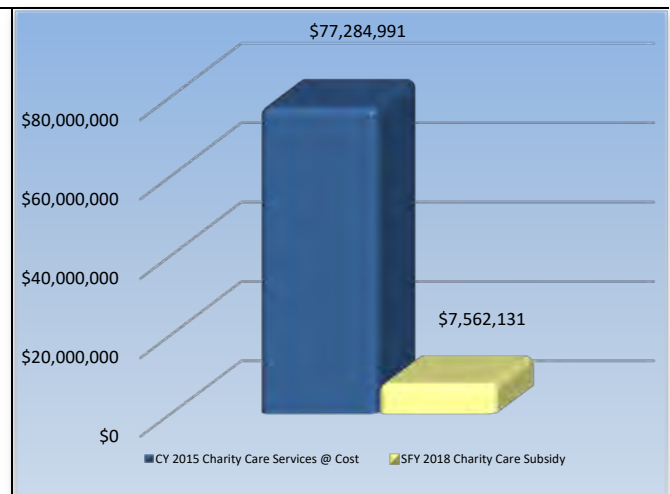
- Hospitals also give back to the community by serving as the primary source of medical services for the state's 705,000 uninsured, thus serving as the healthcare safety net for the most needy.
- In 2016, uninsured patients presented at Middlesex County hospitals on 105,531 occasions.
- New Jersey's general hospitals are predominantly not-for-profit entities — any excess revenue over expenses is returned to the community in the form of new medical technology, expanded hospital services, maintenance and expansion of physical infrastructure and the enhanced ability to hire and maintain skilled workforce.

## ANNUAL TAXES

**Middlesex County hospitals pay \$17,330,800 annually in taxes including:**

- 0.53 Percent Assessment: \$14,298,100
- Adjusted Admissions Assessment: \$1,911,500
- Newborn Screening Fees: \$1,121,400
- Other assessments such as New Jersey Poison Information & Education System (NJPIES) and Maternal and Child Health Consortium Assessment
- In addition, hospitals support their local municipalities through voluntary, negotiated payments and in-kind contributions.

## SFY 2018 CHARITY CARE SUBSIDY SHORTFALL



# Monmouth County Hospitals

## ANNUAL CONTRIBUTIONS TO THE LOCAL AND STATE ECONOMY

**Total Expenditures: \$1,753,129,000**

▪ **9,327 full-time equivalent jobs, including:**

Nursing: .....	2,834
Therapy: .....	344
Radiology: .....	489
Pharmacy: .....	223
Pathology and Laboratory: .....	337
Dietary/Housekeeping/Maintenance: .....	779
<b>Total Employee Payroll: .....</b>	<b>\$666,373,000</b>
<b>Estimated State Income Taxes Paid by Employees: .....</b>	<b>\$36,817,100</b>

▪ **Purchased Services of \$232,387,000, including:**

Contracted Labor: \$100,189,000
Pharmaceutical Drugs: \$104,122,000
Dietary/Laundry/Housekeeping Supplies: \$7,706,000
Building Supplies: \$3,046,000
Utilities: \$17,324,000 including:
\$10,785,000 in Electric
\$4,155,000 in Oil & Gas
\$2,384,000 in Water/Sewage/Disposal

## ANNUAL CONTRIBUTIONS AS A HEALTHCARE SAFETY NET

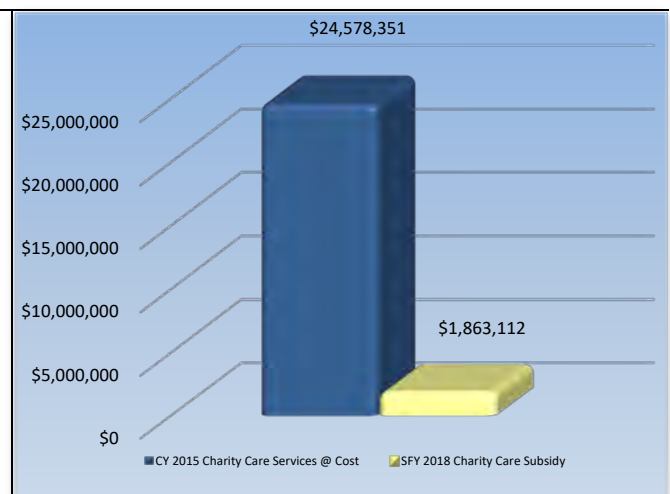
- Hospitals also give back to the community by serving as the primary source of medical services for the state's 705,000 uninsured, thus serving as the healthcare safety net for the most needy.
- In 2016, uninsured patients presented at Monmouth County hospitals on 66,910 occasions.
- New Jersey's general hospitals are predominantly not-for-profit entities — any excess revenue over expenses is returned to the community in the form of new medical technology, expanded hospital services, maintenance and expansion of physical infrastructure and the enhanced ability to hire and maintain skilled workforce.

## ANNUAL TAXES

**Monmouth County hospitals pay \$12,878,000 annually in taxes including:**

- 0.53 Percent Assessment: \$10,229,800
- Adjusted Admissions Assessment: \$1,433,900
- Newborn Screening Fees: \$1,214,400
- Other assessments such as New Jersey Poison Information & Education System (NJPIES) and Maternal and Child Health Consortium Assessment
- In addition, hospitals support their local municipalities through voluntary, negotiated payments and in-kind contributions.

## SFY 2018 CHARITY CARE SUBSIDY SHORTFALL



# Morris County Hospitals

## ANNUAL CONTRIBUTIONS TO THE LOCAL AND STATE ECONOMY

**Total Expenditures: \$1,680,189,000**

▪ **8,963 full-time equivalent jobs, including:**

Nursing: .....	2,100
Therapy: .....	369
Radiology: .....	455
Pharmacy: .....	174
Pathology and Laboratory: .....	368
Dietary/Housekeeping/Maintenance: .....	762
<b>Total Employee Payroll: .....</b>	<b>\$686,697,000</b>
<b>Estimated State Income Taxes Paid by Employees: .....</b>	<b>\$37,940,000</b>

▪ **Purchased Services of \$173,111,000, including:**

Contracted Labor: \$45,245,000
Pharmaceutical Drugs: \$101,157,000
Dietary/Laundry/Housekeeping Supplies: \$8,586,000
Building Supplies: \$1,863,000
Utilities: \$16,260,000 including:
\$10,252,000 in Electric
\$3,734,000 in Oil & Gas
\$2,274,000 in Water/Sewage/Disposal

## ANNUAL CONTRIBUTIONS AS A HEALTHCARE SAFETY NET

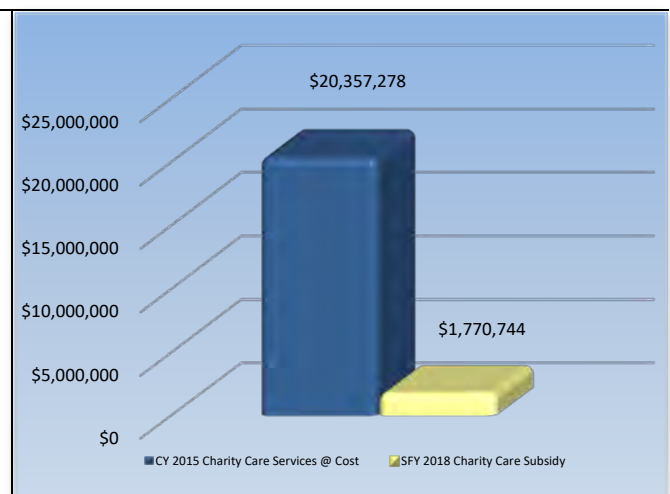
- Hospitals also give back to the community by serving as the primary source of medical services for the state's 705,000 uninsured, thus serving as the healthcare safety net for the most needy.
- In 2016, uninsured patients presented at Morris County hospitals on 49,402 occasions.
- New Jersey's general hospitals are predominantly not-for-profit entities — any excess revenue over expenses is returned to the community in the form of new medical technology, expanded hospital services, maintenance and expansion of physical infrastructure and the enhanced ability to hire and maintain skilled workforce.

## ANNUAL TAXES

**Morris County hospitals pay \$11,421,400 annually in taxes including:**

- 0.53 Percent Assessment: \$9,763,600
- Adjusted Admissions Assessment: \$1,111,000
- Newborn Screening Fees: \$546,800
- Other assessments such as New Jersey Poison Information & Education System (NJPIES) and Maternal and Child Health Consortium Assessment
- In addition, hospitals support their local municipalities through voluntary, negotiated payments and in-kind contributions.

## SFY 2018 CHARITY CARE SUBSIDY SHORTFALL



# Ocean County Hospitals

## ANNUAL CONTRIBUTIONS TO THE LOCAL AND STATE ECONOMY

**Total Expenditures: \$933,458,000**

▪ **5,050 full-time equivalent jobs, including:**

Nursing: .....	1,575
Therapy: .....	248
Radiology: .....	343
Pharmacy: .....	140
Pathology and Laboratory: .....	218
Dietary/Housekeeping/Maintenance: .....	406
<b>Total Employee Payroll: .....</b>	<b>\$355,512,000</b>
<b>Estimated State Income Taxes Paid by Employees: .....</b>	<b>\$19,642,000</b>

▪ **Purchased Services of \$154,781,000, including:**

Contracted Labor: \$63,462,000
Pharmaceutical Drugs: \$74,471,000
Dietary/Laundry/Housekeeping Supplies: \$4,431,000
Building Supplies: \$1,266,000
Utilities: \$11,151,000 including:
\$8,052,000 in Electric
\$1,651,000 in Oil & Gas
\$1,448,000 in Water/Sewage/Disposal

## ANNUAL CONTRIBUTIONS AS A HEALTHCARE SAFETY NET

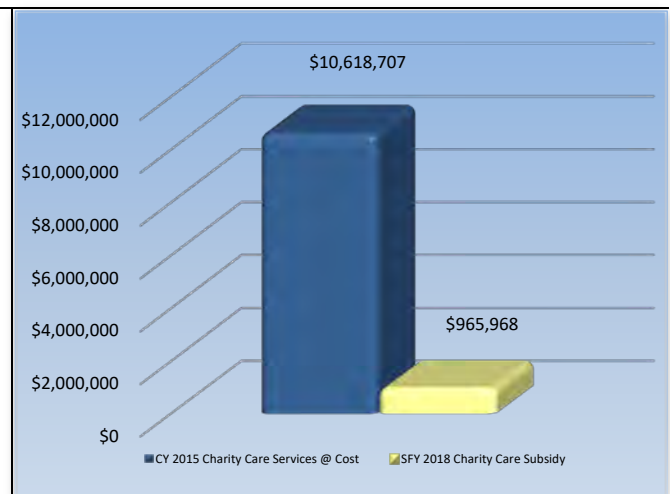
- Hospitals also give back to the community by serving as the primary source of medical services for the state's 705,000 uninsured, thus serving as the healthcare safety net for the most needy.
- In 2016, uninsured patients presented at Ocean County hospitals on 33,366 occasions.
- New Jersey's general hospitals are predominantly not-for-profit entities — any excess revenue over expenses is returned to the community in the form of new medical technology, expanded hospital services, maintenance and expansion of physical infrastructure and the enhanced ability to hire and maintain skilled workforce.

## ANNUAL TAXES

**Ocean County hospitals pay \$6,654,400 annually in taxes including:**

- 0.53 Percent Assessment: \$5,448,400
- Adjusted Admissions Assessment: \$872,300
- Newborn Screening Fees: \$333,900
- Other assessments such as New Jersey Poison Information & Education System (NJPIES) and Maternal and Child Health Consortium Assessment
- In addition, hospitals support their local municipalities through voluntary, negotiated payments and in-kind contributions.

## SFY 2018 CHARITY CARE SUBSIDY SHORTFALL



# Passaic County Hospitals

## ANNUAL CONTRIBUTIONS TO THE LOCAL AND STATE ECONOMY

**Total Expenditures: \$970,977,000**

▪ **5,278 full-time equivalent jobs, including:**

Nursing: .....	1,327
Therapy: .....	183
Radiology: .....	267
Pharmacy: .....	129
Pathology and Laboratory: .....	152
Dietary/Housekeeping/Maintenance: .....	438
<b>Total Employee Payroll: .....</b>	<b>\$406,858,000</b>
<b>Estimated State Income Taxes Paid by Employees: .....</b>	<b>\$22,478,900</b>

▪ **Purchased Services of \$139,495,000, including:**

Contracted Labor: \$87,054,000
Pharmaceutical Drugs: \$36,312,000
Dietary/Laundry/Housekeeping Supplies: \$4,355,000
Building Supplies: \$1,405,000
Utilities: \$10,369,000 including:
\$6,144,000 in Electric
\$2,012,000 in Oil & Gas
\$2,213,000 in Water/Sewage/Disposal

## ANNUAL CONTRIBUTIONS AS A HEALTHCARE SAFETY NET

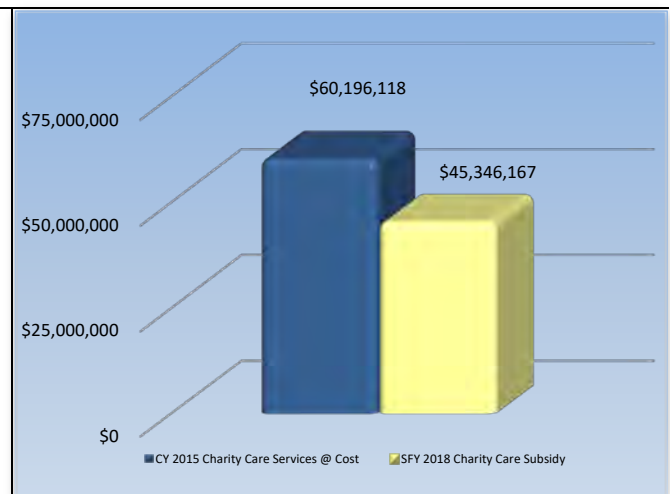
- Hospitals also give back to the community by serving as the primary source of medical services for the state's 705,000 uninsured, thus serving as the healthcare safety net for the most needy.
- In 2016, uninsured patients presented at Passaic County hospitals on 128,795 occasions.
- New Jersey's general hospitals are predominantly not-for-profit entities — any excess revenue over expenses is returned to the community in the form of new medical technology, expanded hospital services, maintenance and expansion of physical infrastructure and the enhanced ability to hire and maintain skilled workforce.

## ANNUAL TAXES

**Passaic County hospitals pay \$6,311,400 annually in taxes including:**

- 0.53 Percent Assessment: \$5,292,600
- Adjusted Admissions Assessment: \$655,600
- Newborn Screening Fees: \$363,100
- Other assessments such as New Jersey Poison Information & Education System (NJPIES) and Maternal and Child Health Consortium Assessment
- In addition, hospitals support their local municipalities through voluntary, negotiated payments and in-kind contributions.

## SFY 2018 CHARITY CARE SUBSIDY SHORTFALL





# Salem County Hospitals

## ANNUAL CONTRIBUTIONS TO THE LOCAL AND STATE ECONOMY

**Total Expenditures: \$136,369,000**

▪ **654 full-time equivalent jobs, including:**

Nursing: .....	163
Therapy: .....	23
Radiology: .....	53
Pharmacy: .....	16
Pathology and Laboratory: .....	34
Dietary/Housekeeping/Maintenance: .....	69
<b>Total Employee Payroll: .....</b>	<b>\$44,935,000</b>
<b>Estimated State Income Taxes Paid by Employees: .....</b>	<b>\$2,482,700</b>

▪ **Purchased Services of \$18,491,000, including:**

Contracted Labor: \$12,935,000
Pharmaceutical Drugs: \$2,481,000
Dietary/Laundry/Housekeeping Supplies: \$786,000
Building Supplies: \$101,000
Utilities: \$2,188,000 including:
\$1,522,000 in Electric
\$307,000 in Oil & Gas
\$359,000 in Water/Sewage/Disposal

## ANNUAL CONTRIBUTIONS AS A HEALTHCARE SAFETY NET

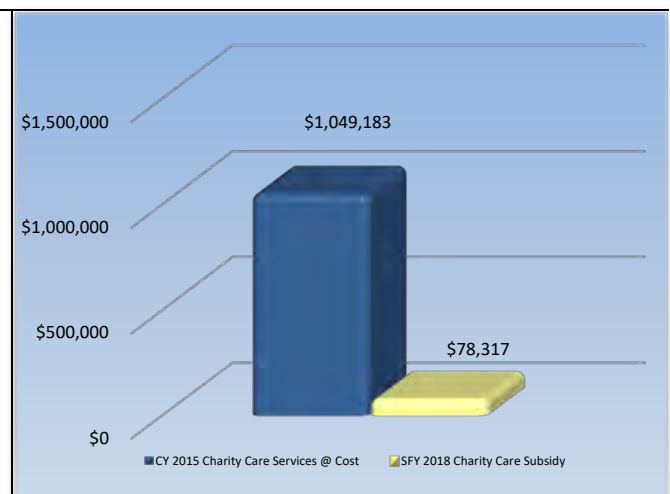
- Hospitals also give back to the community by serving as the primary source of medical services for the state's 705,000 uninsured, thus serving as the healthcare safety net for the most needy.
- In 2016, uninsured patients presented at Salem County hospitals on 4,924 occasions.
- New Jersey's general hospitals are predominantly not-for-profit entities — any excess revenue over expenses is returned to the community in the form of new medical technology, expanded hospital services, maintenance and expansion of physical infrastructure and the enhanced ability to hire and maintain skilled workforce.

## ANNUAL TAXES

**Salem County hospitals pay \$886,400 annually in taxes including:**

- 0.53 Percent Assessment: \$705,300
- Adjusted Admissions Assessment: \$152,600
- Newborn Screening Fees: \$28,500
- Other assessments such as New Jersey Poison Information & Education System (NJPIES) and Maternal and Child Health Consortium Assessment
- In addition, hospitals support their local municipalities through voluntary, negotiated payments and in-kind contributions.

## SFY 2018 CHARITY CARE SUBSIDY SHORTFALL



# Somerset County Hospitals

## ANNUAL CONTRIBUTIONS TO THE LOCAL AND STATE ECONOMY

**Total Expenditures: \$295,123,000**

▪ **1,563 full-time equivalent jobs, including:**

Nursing: .....	456
Therapy: .....	106
Radiology: .....	92
Pharmacy: .....	34
Pathology and Laboratory: .....	96
Dietary/Housekeeping/Maintenance: .....	162
<b>Total Employee Payroll: .....</b>	<b>\$113,385,000</b>
<b>Estimated State Income Taxes Paid by Employees: .....</b>	<b>\$6,264,500</b>

▪ **Purchased Services of \$25,792,000, including:**

Contracted Labor: \$6,748,000
Pharmaceutical Drugs: \$10,941,000
Dietary/Laundry/Housekeeping Supplies: \$2,678,000
Building Supplies: \$739,000
Utilities: \$4,686,000 including:
\$2,839,000 in Electric
\$943,000 in Oil & Gas
\$904,000 in Water/Sewage/Disposal

## ANNUAL CONTRIBUTIONS AS A HEALTHCARE SAFETY NET

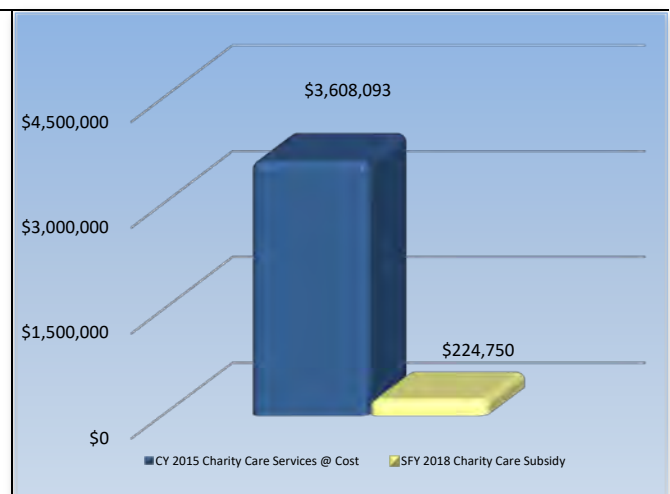
- Hospitals also give back to the community by serving as the primary source of medical services for the state's 705,000 uninsured, thus serving as the healthcare safety net for the most needy.
- In 2016, uninsured patients presented at Somerset County hospitals on 9,697 occasions.
- New Jersey's general hospitals are predominantly not-for-profit entities — any excess revenue over expenses is returned to the community in the form of new medical technology, expanded hospital services, maintenance and expansion of physical infrastructure and the enhanced ability to hire and maintain skilled workforce.

## ANNUAL TAXES

**Somerset County hospitals pay \$1,976,600 annually in taxes including:**

- 0.53 Percent Assessment: \$1,637,500
- Adjusted Admissions Assessment: \$269,600
- Newborn Screening Fees: \$69,600
- Other assessments such as New Jersey Poison Information & Education System (NJPIES) and Maternal and Child Health Consortium Assessment
- In addition, hospitals support their local municipalities through voluntary, negotiated payments and in-kind contributions.

## SFY 2018 CHARITY CARE SUBSIDY SHORTFALL



# Sussex County Hospitals

## ANNUAL CONTRIBUTIONS TO THE LOCAL AND STATE ECONOMY

**Total Expenditures: \$154,988,000**

▪ **1,017 full-time equivalent jobs, including:**

Nursing: .....	275
Therapy: .....	40
Radiology: .....	35
Pharmacy: .....	23
Pathology and Laboratory: .....	36
Dietary/Housekeeping/Maintenance: .....	94
<b>Total Employee Payroll: .....</b>	<b>\$74,904,000</b>
<b>Estimated State Income Taxes Paid by Employees: .....</b>	<b>\$4,138,400</b>

▪ **Purchased Services of \$15,885,000, including:**

Contracted Labor: \$3,170,000
Pharmaceutical Drugs: \$9,144,000
Dietary/Laundry/Housekeeping Supplies: \$1,235,000
Building Supplies: \$123,000
Utilities: \$2,213,000 including:
\$1,383,000 in Electric
\$363,000 in Oil & Gas
\$467,000 in Water/Sewage/Disposal

## ANNUAL CONTRIBUTIONS AS A HEALTHCARE SAFETY NET

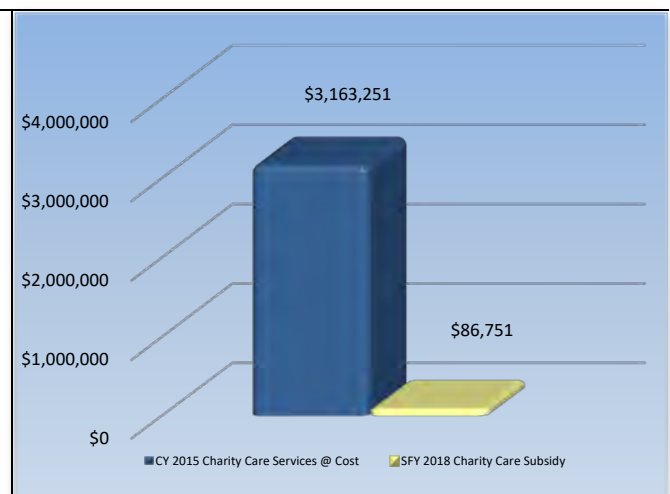
- Hospitals also give back to the community by serving as the primary source of medical services for the state's 705,000 uninsured, thus serving as the healthcare safety net for the most needy.
- In 2016, uninsured patients presented at Sussex County hospitals on 4,485 occasions.
- New Jersey's general hospitals are predominantly not-for-profit entities — any excess revenue over expenses is returned to the community in the form of new medical technology, expanded hospital services, maintenance and expansion of physical infrastructure and the enhanced ability to hire and maintain skilled workforce.

## ANNUAL TAXES

**Sussex County hospitals pay \$1,106,000 annually in taxes including:**

- 0.53 Percent Assessment: \$906,500
- Adjusted Admissions Assessment: \$151,400
- Newborn Screening Fees: \$48,100
- Other assessments such as New Jersey Poison Information & Education System (NJPIES) and Maternal and Child Health Consortium Assessment
- In addition, hospitals support their local municipalities through voluntary, negotiated payments and in-kind contributions.

## SFY 2018 CHARITY CARE SUBSIDY SHORTFALL



# Union County Hospitals

## ANNUAL CONTRIBUTIONS TO THE LOCAL AND STATE ECONOMY

**Total Expenditures: \$1,138,858,000**

▪ **6,548 full-time equivalent jobs, including:**

Nursing: .....	1,407
Therapy: .....	204
Radiology: .....	327
Pharmacy: .....	118
Pathology and Laboratory: .....	138
Dietary/Housekeeping/Maintenance: .....	577
<b>Total Employee Payroll: .....</b>	<b>\$497,027,000</b>
<b>Estimated State Income Taxes Paid by Employees: .....</b>	<b>\$27,460,700</b>

▪ **Purchased Services of \$147,870,000, including:**

Contracted Labor: \$43,990,000
Pharmaceutical Drugs: \$83,447,000
Dietary/Laundry/Housekeeping Supplies: \$7,975,000
Building Supplies: \$1,331,000
Utilities: \$11,127,000 including:
\$6,113,000 in Electric
\$2,851,000 in Oil & Gas
\$2,163,000 in Water/Sewage/Disposal

## ANNUAL CONTRIBUTIONS AS A HEALTHCARE SAFETY NET

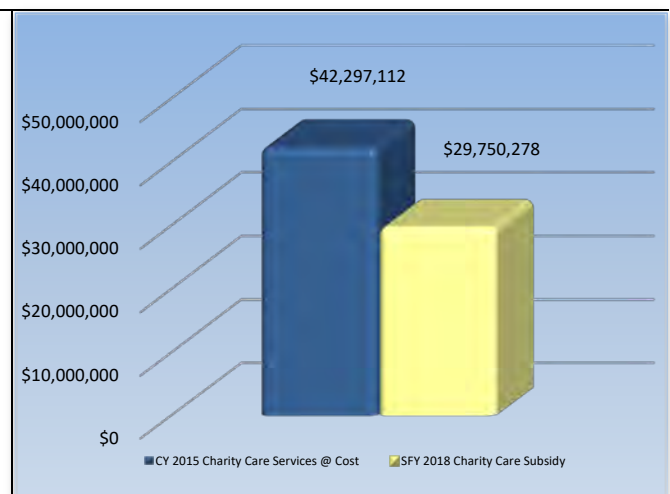
- Hospitals also give back to the community by serving as the primary source of medical services for the state's 705,000 uninsured, thus serving as the healthcare safety net for the most needy.
- In 2016, uninsured patients presented at Union County hospitals on 108,525 occasions.
- New Jersey's general hospitals are predominantly not-for-profit entities — any excess revenue over expenses is returned to the community in the form of new medical technology, expanded hospital services, maintenance and expansion of physical infrastructure and the enhanced ability to hire and maintain skilled workforce.

## ANNUAL TAXES

**Union County hospitals pay \$7,739,500 annually in taxes including:**

- 0.53 Percent Assessment: \$6,471,800
- Adjusted Admissions Assessment: \$874,500
- Newborn Screening Fees: \$393,300
- Other assessments such as New Jersey Poison Information & Education System (NJPIES) and Maternal and Child Health Consortium Assessment
- In addition, hospitals support their local municipalities through voluntary, negotiated payments and in-kind contributions.

## SFY 2018 CHARITY CARE SUBSIDY SHORTFALL



# Warren County Hospitals

## ANNUAL CONTRIBUTIONS TO THE LOCAL AND STATE ECONOMY

**Total Expenditures: \$191,419,000**

▪ **1,272 full-time equivalent jobs, including:**

Nursing: .....	264
Therapy: .....	78
Radiology: .....	93
Pharmacy: .....	33
Pathology and Laboratory: .....	64
Dietary/Housekeeping/Maintenance: .....	143
<b>Total Employee Payroll: .....</b>	<b>\$79,819,000</b>
<b>Estimated State Income Taxes Paid by Employees: .....</b>	<b>\$4,410,000</b>

▪ **Purchased Services of \$22,097,000, including:**

Contracted Labor: \$5,747,000
Pharmaceutical Drugs: \$11,849,000
Dietary/Laundry/Housekeeping Supplies: \$1,379,000
Building Supplies: \$457,000
Utilities: \$2,665,000 including:
\$1,636,000 in Electric
\$475,000 in Oil & Gas
\$554,000 in Water/Sewage/Disposal

## ANNUAL CONTRIBUTIONS AS A HEALTHCARE SAFETY NET

- Hospitals also give back to the community by serving as the primary source of medical services for the state's 705,000 uninsured, thus serving as the healthcare safety net for the most needy.
- In 2016, uninsured patients presented at Warren County hospitals on 12,961 occasions.
- New Jersey's general hospitals are predominantly not-for-profit entities — any excess revenue over expenses is returned to the community in the form of new medical technology, expanded hospital services, maintenance and expansion of physical infrastructure and the enhanced ability to hire and maintain skilled workforce.

## ANNUAL TAXES

**Warren County hospitals pay \$1,261,200 annually in taxes including:**

- 0.53 Percent Assessment: \$1,088,100
- Adjusted Admissions Assessment: \$156,000
- Newborn Screening Fees: \$17,200
- Other assessments such as New Jersey Poison Information & Education System (NJPIES) and Maternal and Child Health Consortium Assessment
- In addition, hospitals support their local municipalities through voluntary, negotiated payments and in-kind contributions.

## SFY 2018 CHARITY CARE SUBSIDY SHORTFALL

