

# Anticoagulation Safety: Reducing Adverse Drug Events

Kunal J. Shah, PharmD  
Clinical Coordinator  
Pharmacy Department  
Morristown Medical Center



Atlantic  
Health System  

---

Morristown Medical Center

# Disclosure

- I have nothing to disclose.



## Objectives

- Review reasons for errors in relation to prescribing and administering anticoagulants
- Identify opportunities for improvement in the medication use process for safer anticoagulation use



## Statistics

- Incidence of Disease Requiring Anticoagulation
  - Atrial fibrillation: 6.1 million Americans
  - Venous thromboembolism: 183 per 100,000 patient-years
  
- In 2016, over 11 million prescriptions for oral anticoagulants were filled in the US.
  
- Anticoagulants account for 17.6% of ED visits annually.



# Agents Used for Anticoagulation

- Parenteral Agents

Factor Xa Inhibitors	Direct Thrombin Inhibitors
Heparin	Heparin
Enoxaparin (Lovenox®)	Argatroban
Fondaparinux (Arixtra®)	Bivalirudin (Angiomax®)
Dalteparin (Fragmin®)	

- Oral Agents

Vitamin K Antagonists	Factor Xa Inhibitors	Direct Thrombin Inhibitors
Warfarin (Coumadin®)	Rivaroxaban (Xarelto®)	Dabigatran (Pradaxa®)
	Apixaban (Eliquis®)	
	Edoxaban (Savaysa®)	

# Question

*“What’s the usual dose for Xarelto®?”*



# Complexities of Dosing Agents

- Based on weight and renal function
  - Fondaparinux for VTE prophylaxis – contraindicated if body weight < 50 kg or CrCl < 30 mL/min
- Based on indication and renal function

Drug	Dose	Renal Function
Rivaroxaban for atrial fibrillation	20 mg with dinner	CrCl > 50 mL/min
	15 mg with dinner	CrCl 15-50 mL/min
Rivaroxaban for VTE treatment	15 mg BID x 21 days followed by 20 mg daily	Not recommended if CrCl < 30 mL/min



## Parenteral Anticoagulants

- Potential for medication error in transcription, administration, monitoring and titration of continuous infusion agents
  
- Heparin
  - Selection of appropriate dosing nomogram
  - Drawing of blood samples for activated partial thromboplastin time (aPTT) or anti-Factor Xa levels
  - Dose adjustment based on interpretation of blood sample levels





## Example Titration Nomogram

PTT (sec)	BOLUS DOSE	STOP INFUSION	RATE CHANGE	REPEAT PTT
Less than 39 <sup>r</sup>	Re-bolus with 5000 units IV	No	Increase infusion rate by 200 units/hr (2mL/hr)	6 hours
39 - 54	Re-bolus with 2500 units IV	No	Increase infusion rate by 100 units/hr (1mL/hr)	6 hours
<b>55 - 75 Therapeutic Range</b>	None	No	No Change	6 hours until therapeutic times 2 values then every 12 hours
76 - 100	None	No	Decrease infusion rate by 100 units/hr (1 mL/hr)	6 hours
101 - 115	None	Hold infusion for 30 minutes	Decrease infusion rate by 100 units/hr (1mL/hr)	6 hours after restarting infusion
116 - 139	None	Hold infusion for 1 hour	Decrease infusion rate by 200 units/hr (2mL/hr)	6 hours after restarting infusion
<b>Greater than 139</b>	None	Hold infusion and recheck PTT in 2 hours Contact prescriber with PTT results	*If PTT less than 39 re-bolus with 5000 units IV bolus and decrease rate by 200 units/hr (2 mL/hr)	6 hours after restarting infusion
			*If PTT 39-54 re-bolus with 2500 units IV bolus and decrease rate by 200 units/hr (2 mL/hr)	
			*If PTT therapeutic (55-75) decrease rate by 300 units/hr (3mL/hr)	
			*If PTT still greater than 75 contact prescriber	

- How would you adjust the rate if the patient's current PTT is 50 seconds while the previous aPTT was 140 seconds?



# Examples of Anticoagulation Medication Errors



## Examples of Anticoagulation Errors

- Transcription/Documentation
  - Reading handwriting
- Prescribing
  - Two prescribers entering orders for same patient
- Dispensing
  - Similar looking packaging
  - Mix-ups in medication names
- Administration
  - Titration of continuous infusion medications
  - Double dosing due to poor timing/scheduling



# Classic Examples of High Risk Errors

Aspirin 4mg po qd





# The Joint Commission Sentinel Events

- From 1997-2007, 32 sentinel events reported related to anticoagulants
  - Heparin: 21
  - Warfarin: 6
  - Enoxaparin: 3
  
- Most events occurred in hospital settings
  
- 28/34 patients died



## The Joint Commission

- National Patient Safety Goal (NPSG) 03.05.01
  - Reduce the likelihood of patient harm associated with the use of anticoagulation therapy
  
- Elements of Performance
  - Use approved protocols for initiation and maintenance of anticoagulation therapy
  - Before starting a patient on warfarin, assess the patient's baseline coagulation status and titrate warfarin based on INR.
  - Provide education to the patient and family.
  - Evaluate anticoagulation safe practices.



# Strategies for Reducing the Risk of Anticoagulation Errors



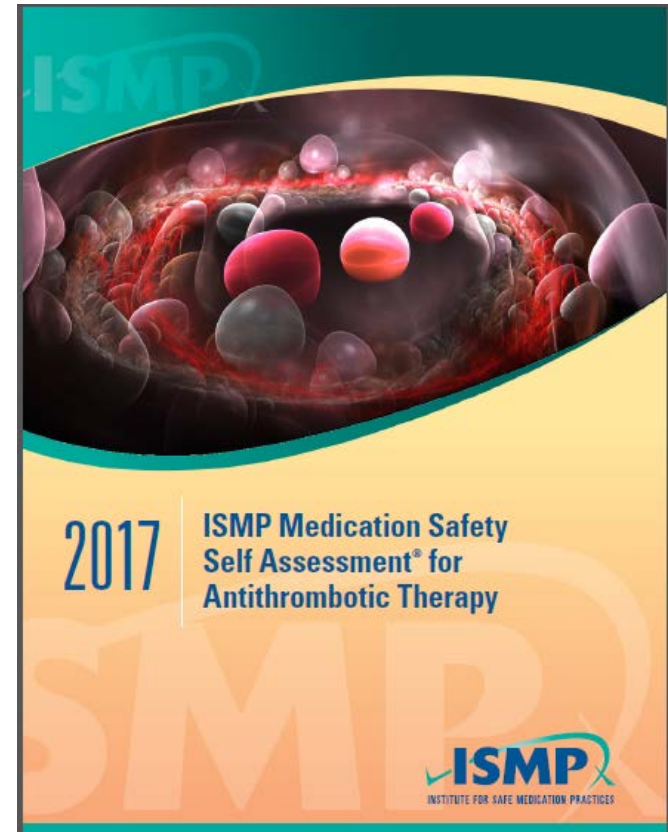
Atlantic  
Health System

---

Morristown Medical Center

# ISMP Risk Assessment

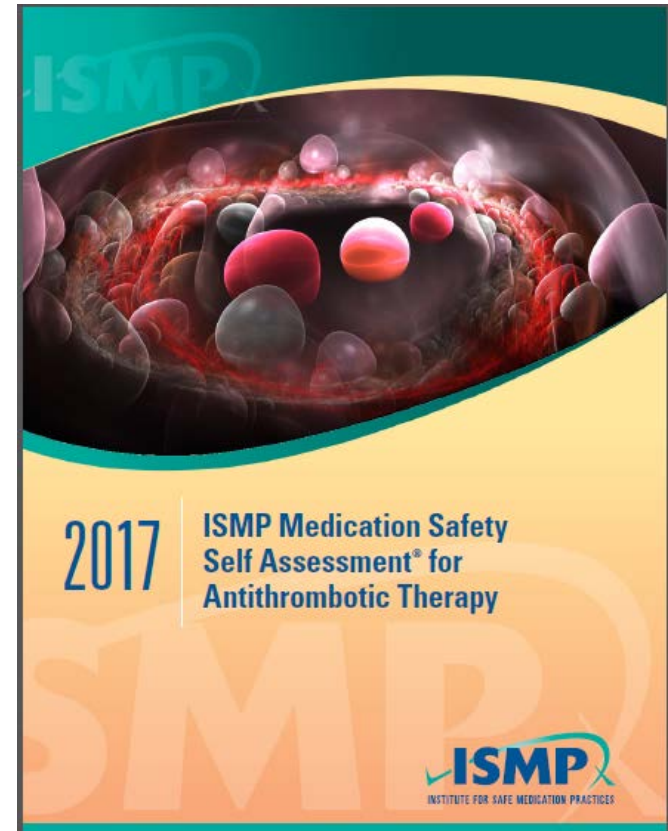
- Patient Information
- Drug Information
- Communication of Drug Orders
- Drug Storage
- Medication Device Acquisition
- Quality Processes and Risk Management
- Competency and Staff Education
- Patient Education





# ISMP Risk Assessment

- Patient Information
- Drug Information
- Communication of Drug Orders
- Drug Storage
- Medication Device Acquisition
- Quality Processes and Risk Management
- Competency and Staff Education
- Patient Education



## Patient Information

- Readily available in the patient's medical record
  - Diagnosis
  - Allergies, height, weight
  - Laboratory values (PTT, INR, platelet count)
  - Concomitant diseases/conditions
  - History of heparin induced thrombocytopenia (HIT)
- Used to make monitor and manage the effects of anticoagulants
  - Goal INR for warfarin patients
  - Guidelines/protocols for unfractionated heparin use
  - Bridging parenteral and oral anticoagulation
  - Assessment of subtherapeutic INRs
  - 4T score if concerned about HIT



## Focus on Warfarin

2. Baseline INR obtained
5. INR obtained prior to initiating warfarin therapy
6. INR on admission for patients on warfarin as an outpatient
7. Defined frequency for INR monitoring during hospitalization
9. Blood specimens for INR drawn at standard times each day
- 11-12. Access to inpatient and outpatient labs as necessary
19. Indication for anticoagulation is documented
20. Monitor INR levels to adjust warfarin dosing
24. Bridging for patients with active thrombosis
25. If discharged with subtherapeutic INR, close monitoring to determine when to discontinue parenteral therapy



# Strategies for Implementation of “Patient Information” Recommendations

- Electronic medical records
  - Complete with demographic, laboratory and other information necessary for making appropriate decisions
- Policies, Guidelines and Dosing Protocols
  - Anticoagulation policy
  - Oral anticoagulant dosing support
  - Heparin infusion protocols
- Heparin Induced Thrombocytopenia
  - Alerts regarding platelet drops
  - HIT antibody testing
  - Argatroban infusion protocol



# Warfarin in Computerized Physician Order Entry (CPOE) System

- Require all warfarin orders to be entered with indication and goal INR
- Allows all providers and pharmacists to be aware of goal for patient and evaluate daily INRs appropriately

## Indication:

- 1 ATRIAL FIBRILLATION
- 2 DVT/PE TREATMENT
- 3 CARDIAC THROMBUS
- 4 HYPERCOAGULABLE STATE
- 5 LVAD ANTICOAGULATION
- 6 MECHANICAL HEART VALVE

## Goal INR:

- 1 INR BETWEEN 2 AND 3
- 2 INR BETWEEN 2.5 TO 3.5
- 3 INR BETWEEN 2 TO 2.5
- 4 INR BETWEEN 2.5 TO 3
- 5 INR BETWEEN 1.8 TO 2.2 (LVAD)



## Direct Oral Anticoagulants in CPOE

- Currently listed apixaban, dabigatran and rivaroxaban with indications and indication-specific dosing
- Default doses and frequencies
  - 15 mg vs. 20 mg
  - With meals vs. standard administration times
  - Daily vs. BID

---

### rivaroxaban [ XARELTO ]

Please select an indication:

1. non-valvular atrial fibrillation
2. venous thromboembolism treatment initial 3 weeks
3. venous thromboembolism treatment beyond 3 weeks
4. orthosurgery vte prophylaxis

### rivaroxaban [ XARELTO ]

Weight=5 KG on Tue Jun 05 14:05

Information: 20mg Daily if Crcl>50mL/min (Cockcroft-Gault formula); 15mg Daily if Crcl 15-50mL/min; Contraindicated if Crcl<15mL/min, on dialysis, or moderate to severe hepatic impairment (Child-Pugh Class B or C).



# Future State

- Enhanced decision support for prescribers

rivaroxaban (XARELTO) tablet Atrial Fibrillation

---

rivaroxaban (XARELTO) tablet VTE Prophylaxis Post Hip Replacement

---

rivaroxaban (XARELTO) tablet VTE Prophylaxis Post Knee Replacement

---

rivaroxaban (XARELTO) tablet VTE Treatment Beyond 3 Weeks

---

rivaroxaban (XARELTO) tablet VTE Treatment Initial 3 Weeks



## Future State

- Key is to ensure that “it’s easy to do the right thing”

Atrial Fibrillation  
Give 20 mg daily with dinner. If CrCl 15 - 50 mL/min, give 15 mg daily with dinner. Not recommended if CrCl < 15 mL/min

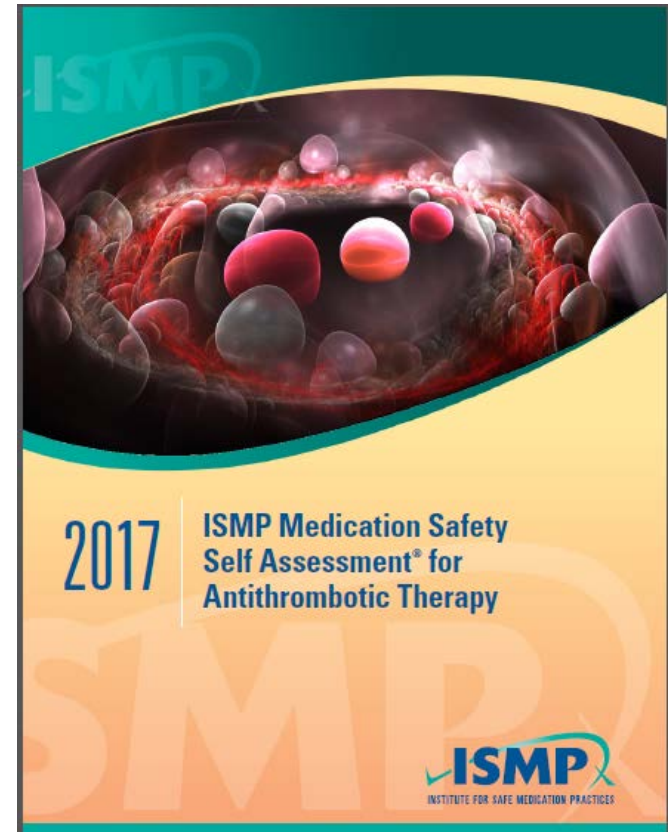
VTE Prophylaxis Post Hip Replacement  
Give 10 mg daily for 35 days if CrCl > 30 mL/min





# ISMP Risk Assessment

- Patient Information
- Drug Information
- Communication of Drug Orders
- Drug Storage
- Medication Device Acquisition
- Quality Processes and Risk Management
- Competency and Staff Education
- Patient Education



## Drug Information

- Essential patient information used to monitor effects and adjust therapy
  - Disease-specific guidelines for antithrombotic therapy
  - Reviewed by practitioners prior to use
  - Reviewed every 3 years
  - Guidelines for periprocedural management (cessation, resumption) and management when using neuraxial analgesia
  - Weight-based protocol for unfractionated heparin
  - Alerts for practitioners regarding serious drug interactions
- Essential drug information readily available to guide management of adverse reactions
  - Protocols and guidelines for managing supratherapeutic INRs, life-threatening bleeding
  - Management of HIT



# Strategies for Implementation of “Drug Information” Recommendations

- Antithrombotic Reversal Guidelines
- Periprocedural Management of Antithrombotic Therapy Guidelines
- Heparin and Heparin Induced Thrombocytopenia (HIT) Order Sets



# Antithrombotic Reversal Guidelines

## Oral Direct Thrombin Inhibitor

### **Dabigatran (Pradaxa®)**

*Half-life*

*CrCl > 80: 14-17  
hours*

*CrCl 50-79: 16.6  
hours*

*CrCl 30-49: 18.7  
hours*

*CrCl < 30: 27.5 hours*



# Continuous Anticoagulant Infusion Order Set

- Key Points to Cover
  - Indications
  - Dosing
  - Titration
  - Laboratory testing
  
- Key to ensure that all parties who will use the order set find it user-friendly
  - Prescribers for ordering
  - Nursing for titrating



# Heparin Order Set

- Baseline labs
- Duplicate anticoagulants
- Patient weight
- Clear indication for dosing and boluses
- Titration algorithm

DOCTOR'S ORDER  
 ATRIAL FIBRILLATION/ACS HEPARIN TREATMENT  
 ORDERS - ADULT

- DATE & TIME ALL ORDERS -

Drug Allergies: \_\_\_\_\_

- STAT CBC & PTT prior to initiating heparin
- Daily CBC x 14 days
- Orders for the following anticoagulants should be discontinued by ordering prescriber: apixaban, argatroban, bivalirudin, dabigatran, edoxaban, enoxaparin, fondaparinux, heparin (subcutaneous), rivaroxaban.
- Actual Body Weight for Bolus and Infusion Dosing (**must complete**): \_\_\_\_\_ kg
- Initial Heparin Bolus** (Choose **one** of the following orders):
  - Heparin Bolus 60 units/kg IV push (maximum initial bolus of 4,000 units - refer to table)
  - NO INITIAL BOLUS**
  - Alternate initial bolus dose of \_\_\_\_\_ units/kg IV push x \_\_\_\_\_ kg = \_\_\_\_\_ units (round to nearest 500 units)
- Heparin Infusion** (standard concentration 25,000 units in 250 mL)  
 Initial Heparin Infusion Rate (Choose **one** of the following orders):
  - 12 units/kg/hr (maximum initial infusion rate of 1,000 units/hr - refer to table)
  - Alternate initial infusion of \_\_\_\_\_ units/kg/hr x \_\_\_\_\_ kg = \_\_\_\_\_ units/hr (round to nearest 100 units/hr)
- Subsequent Heparin Bolus**  
 NO BOLUSES should be given during heparin titration
- PTT 6 hours after heparin infusion is started.
- Heparin dosing to be titrated according to PTT as per Protocol below:

PTT (seconds)	BOLUS DOSE	STOP INFUSION	RATE CHANGE	REPEAT PTT
Less than 39 <sup>a</sup>	If ordered, re-bolus 5,000 units IV	No	Increase rate by 200 units/hr (2 mL/hr)	6 hours
39 - 54	If ordered, re-bolus 2,500 units IV	No	Increase rate by 100 units/hr (1 mL/hr)	6 hours
55 - 75 Therapeutic Range <sup>a</sup>	None	No	No change	6 hours until therapeutic for two values, then every 12 hours
76 - 100	None	No	Decrease infusion rate by 100 units/hr (1 mL/hr)	6 hours
101 - 115	None	Hold infusion for 30 minutes	Decrease infusion rate by 200 units/hr (2 mL/hr)	6 hours after restarting infusion
116 - 139	None	Hold infusion for 1 hour	Decrease infusion rate by 200 units/hr (2 mL/hr)	6 hours after restarting infusion
140 - 180	None	Hold infusion for 1 hour	Decrease infusion rate by 300 units/hr (3 mL/hr)	6 hours after restarting infusion
Greater than 180:				
Appropriately timed and collected sample	None	HOLD heparin infusion. Repeat PTT hourly until less than 101	When PTT less than 101, decrease rate by 400 units/hr (4 mL/hr). Call MD if two consecutive PTTs are greater than 180	6 hours after restarting infusion

If suspected improperly timed sample, or potentially contaminated sample, repeat PTT

<sup>a</sup> If patient's PTT is less than 39 seconds for 12 hours or greater, call prescriber.  
<sup>a</sup> PTT levels between 57 and 74 correspond to anti-Xa levels between 0.2 and 0.4 units/mL.



# Argatroban Order Set

- Step 1: Diagnosis

Scoring System for the Pretest Probability for the presence of HIT A score (from 0 to 2) is determined for each of the below categories, resulting in the potential score from zero to eight	Individual Point Score	Section Points
<b>1. Thrombocytopenia</b>		
Platelet count decrease greater than 50% <b>and</b> nadir greater than or equal to 20,000	2	
Platelet count decrease 30-50% <b>or</b> nadir between 10,000-19,000	1	
Platelet count decrease less than 30% <b>or</b> nadir less than 10,000	0	
<b>2. Timing of platelet count fall</b>		
Clear onset between 5 to 10 days <b>or</b> platelet count fall less than or equal to 1 day if prior heparin exposure within the last 30 days	2	
Consistent with fall at 5 to 10 days but not clear (e.g. missing platelet counts) <b>or</b> onset after day 10 <b>or</b> fall less than or equal to 1 day with prior heparin exposure within the last 30-100 days	1	
Platelet count fall at less than 4 days without recent exposure	0	
<b>3. Thrombosis or other sequelae</b>		
Confirmed new thrombosis, skin necrosis, <b>or</b> acute systemic reaction post-IV unfractionated heparin bolus	2	
Progressive or recurrent thrombosis, non-necrotizing (erythematous) skin lesions, <b>or</b> suspected thrombosis which has not been proven	1	
None	0	
<b>4. Other causes for thrombocytopenia present</b>		
None apparent	2	
Possible: _____	1	
Definite: _____	0	
	Total Score (1+2+3+4)	
	<b>Total Score</b>	<b>Pretest Probability</b>
	0-3	Low
	4-5	Intermediate
	6-8	High



# Argatroban Order Set (cont.)

- Step 2: Determine next steps based on 4T score

Diagnosis of HIT based on laboratory results		
DTI=Direct Thrombin Inhibitor    LMWH=Low Molecular Weight Heparin    SRA=Serotonin Release Assay		
Pretest Probability	Heparin Induced Platelet Antibody	
	Positive (Greater than or equal to 0.4 optical density)	Negative (Less than 0.4 optical density)
<b>High</b> <ul style="list-style-type: none"> <li>Stop all heparin and LMWH products</li> <li>Start DTI (see orders page 2)</li> </ul>	<u>HIT confirmed</u> <ul style="list-style-type: none"> <li>Continue DTI</li> </ul>	<u>HIT possible</u> <ul style="list-style-type: none"> <li>Send SRA for confirmation</li> <li>Consider other causes of thrombocytopenia</li> </ul>
<b>Intermediate</b> <ul style="list-style-type: none"> <li>Stop all heparin and LMWH products</li> <li>Start DTI (see orders page 2)</li> </ul>	<u>HIT possible</u> <ul style="list-style-type: none"> <li>Continue DTI</li> <li>Send SRA for confirmation</li> </ul>	<ul style="list-style-type: none"> <li>Use clinical judgement regarding continued use of heparin and LMWH products</li> <li>Use of DTI specific to patient risk vs. benefit</li> </ul>
<b>Low</b>	<u>HIT possible</u> <ul style="list-style-type: none"> <li>Send SRA for confirmation</li> <li>Consider other causes of thrombocytopenia</li> <li>Use clinical judgement regarding continued use of heparin and LMWH products</li> <li>Use of DTI specific to patient risk vs. benefit</li> </ul>	<u>HIT unlikely</u> <ul style="list-style-type: none"> <li>Consider restarting / continuation of heparin or LMWH if necessary</li> <li>Use of DTI probably not necessary</li> </ul>





# Argatroban Order Set (cont.)

## ■ Step 3: Dosing of Argatroban

**DISCONTINUE ALL HEPARIN PRODUCTS (including flushes and LMWH products)**

**ADD heparin to patient allergy list**

Obtain specimen:

- Heparin Induced Platelet Antibody (ELISA)
- Serotonin Release Assay (SRA) (if indicated, refer to table on Page 1)

Indication for direct thrombin inhibitor use

- Anticoagulation for prophylaxis/treatment of thrombosis in patients with suspected/documentated HIT
- Anticoagulation for prophylaxis/treatment of thrombosis in patients refractory or allergic to heparin

Baseline CBC, Basic Metabolic Panel, LFTs, PTT, INR

Daily CBC, Basic Metabolic Panel, PTT, INR while patient on argatroban or bivalirudin therapy

Patient weight: \_\_\_\_\_ kg (calculations are based on total body weight)

Order  **STAT**  Begin at (date and time) \_\_\_\_\_

**BIVALIRUDIN** 250 mg/250 mL D5W

- Standard dose: \_\_\_\_\_ mg/kg/hr (normal renal function, recommended dose is 0.15 mg/kg/hr)
- Adjusted dose: Renal impairment (\*CrCl less than 60 mL/min)
  - CrCl 30-59 mL/min: 0.08 mg/kg/hr
  - CrCl less than 30 mL/min: 0.05 mg/kg/hr
  - CVVH: 0.05 mg/kg/hr
  - Hemodialysis: 0.02 mg/kg/hr

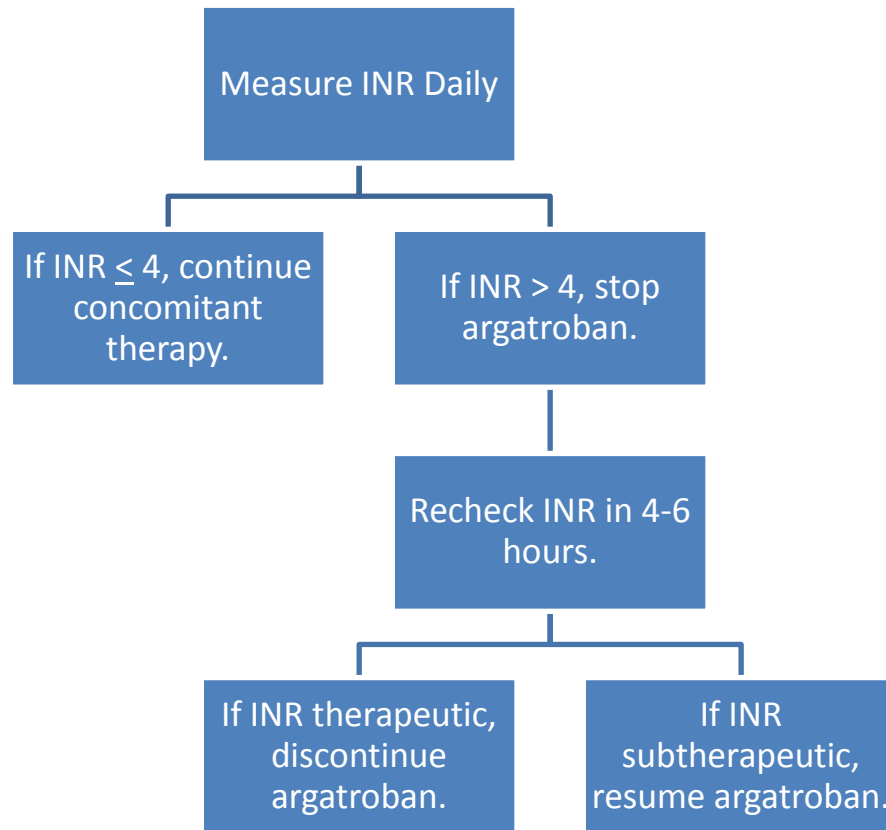
\*CrCl =  $[(140 - \text{age}) \times \text{body weight (kg)}] / (72 \times \text{SCr})$  [x 0.85 for women]

**ARGATROBAN** 125 mg/125 mL D5W

- Standard dose \_\_\_\_\_ mcg/kg/min (recommended dose is **1 mcg/kg/min**, max start dose is 2 mcg/kg/min)
- Adjusted dose: \_\_\_\_\_ mcg/kg/min (recommended dose is **0.5 mcg/kg/min** in patients with moderate hepatic failure (Child Pugh Score of 6 or greater; refer to table on reverse page for calculations), heart failure, multiple system organ failure/critically ill, severe anasarca, the early post cardiac surgery period)

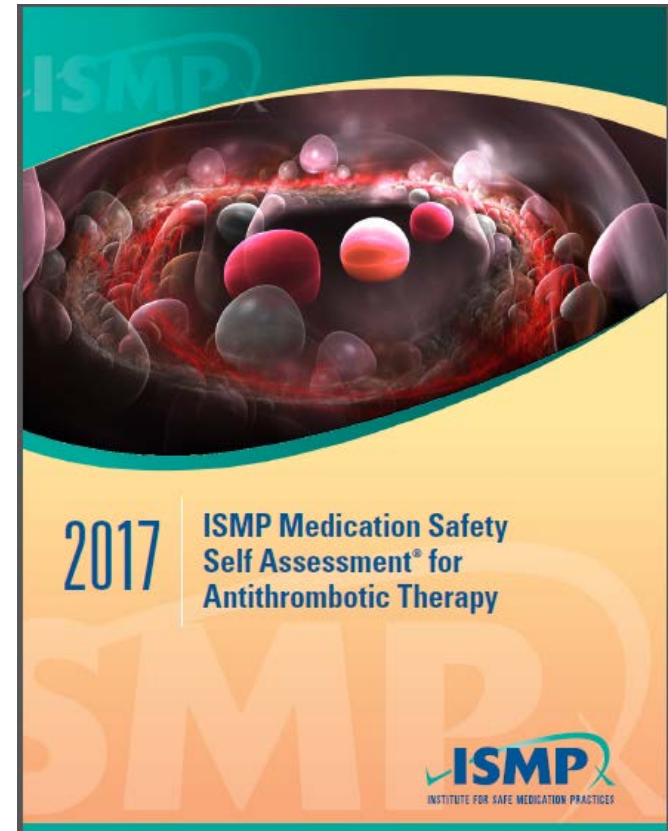


# Transitioning to Warfarin



# ISMP Risk Assessment

- Patient Information
- Drug Information
- Communication of Drug Orders
- Drug Storage
- Medication Device Acquisition
- Quality Processes and Risk Management
- Competency and Staff Education
- Patient Education



# Communication of Drug Orders and Other Drug Information

- Computer order entry system
  - Interfaced with laboratory system
  - Alerts regarding abnormal laboratory values
  - Duplicate anticoagulation order alerts
  
- Dosing Standardization
  - Ordering and charting of heparin boluses
  - Rounding of doses



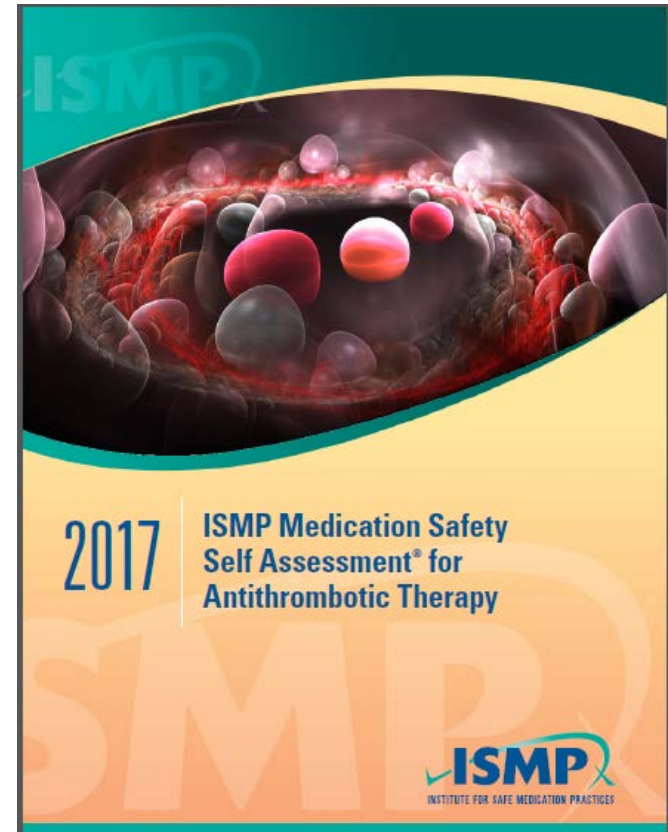
# Strategies for Implementation of “Communication of Drug Orders and Other Drug Information”

Enoxaparin Dose (mg)	Round To (mg)	Administer (mL)
75-84	80	0.8
85-94	90	0.9
95-104	100	1
105	105	0.7
106-111	111	0.74
112-114	114	0.76
114-124	120	0.8
125-129	129	0.86
130-135	135	0.9
136-141	141	0.94



# ISMP Risk Assessment

- Patient Information
- Drug Information
- Communication of Drug Orders
- **Drug Storage**
- Medication Device Acquisition
- Quality Processes and Risk Management
- Competency and Staff Education
- Patient Education



# Drug Storage, Stock, Standardization and Distribution

- Standard concentrations for unfractionated heparin
- Premixed solutions used whenever possible
  - Intravenous heparin
  - Glycoprotein IIb/IIIa inhibitors
- Thrombolytic therapy prepared by the pharmacy or trained practitioners
- Standard administration times for antithrombotics
- Ready access to reversal agents or antidotes



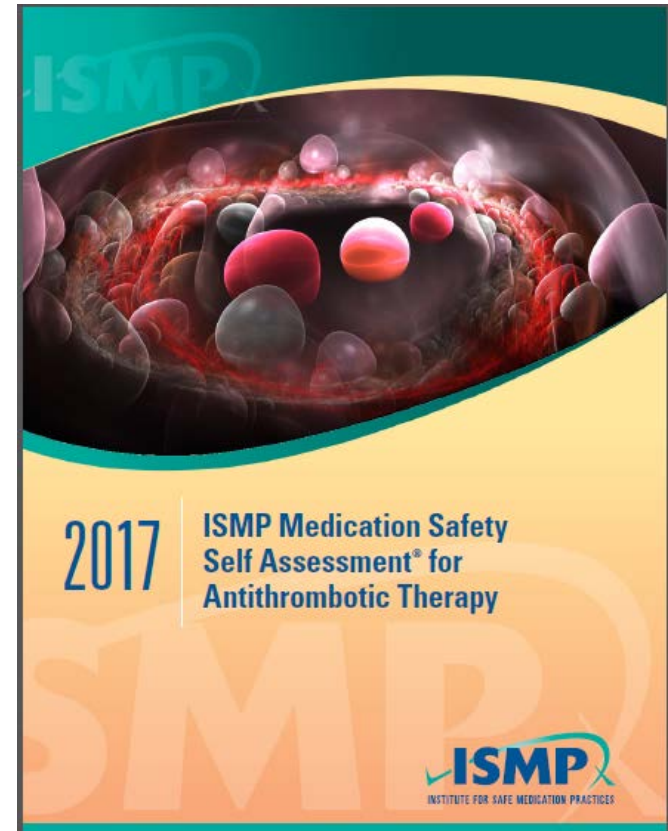
# Strategies for Implementation of “Drug Storage, Stock, Standardization and Distribution”





# ISMP Risk Assessment

- Patient Information
- Drug Information
- Communication of Drug Orders
- Drug Storage
- Medication Device Acquisition
- Quality Processes and Risk Management
- Competency and Staff Education
- Patient Education



# Medication Device Acquisition, Use and Monitoring

- Laboratory reagents used to test aPTT
  - Re-establishment of therapeutic range required when reagents are changed
  - Updates to protocols must occur simultaneously
  
- Use of smart infusion pumps
  - Ensure accuracy of pump libraries
  - Annual updates and testing
  - Minimal deviation allowed to minimize risk of errors
  - Involvement of multidisciplinary team



# Impact of a Pharmacist on Anticoagulation Safety



Atlantic  
Health System

---

Morristown Medical Center

# Clinical Pharmacist Anticoagulation Services

- Pharmacy-driven warfarin dosing
- Pharmacist monitoring of argatroban
  - Appropriate prescribing
  - Appropriate dose titration
- Automatic renal dose adjustment policies



## Inpatient Warfarin Management

- Study conducted by the Clinical Pharmacist Anticoagulation Service (CPAS) at Kaiser Permanente
- Evaluated the impact of 24/7 warfarin dosing by pharmacists in an inpatient setting
- Included over 6,000 patients in final analysis
- Results
  - Pharmacist-dosing led to significantly increased percent of time in therapeutic range and less time outside of therapeutic range
  - Reduced risk of hemorrhagic and thromboembolic complications



## Inpatient Argatroban Management

- Study conducted by pharmacists at the Medical University of South Carolina
- Evaluated the impact of pharmacist-driven dosing and titration of argatroban infusions
- Final analysis included 50 patients
- Results
  - Therapeutic PTT values were achieved significantly more quickly in the pharmacist arm
  - Lower rate of medication errors
  - No difference in adverse events



## Conclusion

- Anticoagulants are high risk medication with a narrow therapeutic window that require appropriate dosing and monitoring
- Requires the involvement of all healthcare professionals to ensure appropriate use
- Strategies to minimize ADRs include multidisciplinary involvement in patient care, identification of weakness in the medication use process and optimization of electronic methods.



# Anticoagulation Safety: Reducing Adverse Drug Events

Kunal J. Shah, PharmD  
Clinical Coordinator  
Pharmacy Department  
Morristown Medical Center



Atlantic  
Health System  

---

Morristown Medical Center