



NEW JERSEY HOSPITALS 2012 ECONOMIC IMPACT REPORT



NEW JERSEY HOSPITAL ASSOCIATION



NEW JERSEY HOSPITALS 2012 ECONOMIC IMPACT REPORT

© 2012

NEW JERSEY HOSPITAL ASSOCIATION

Published by: Health Economics Department

760 Alexander Road, PO Box 1, Princeton, NJ 08543-0001. All rights reserved. No part of this publication may be reproduced in any form without the prior written permission of the publisher, the New Jersey Hospital Association (NJHA). NJHA is not responsible for any misprints, typographical or other errors, or any consequences caused as a result of the use of this publication. This publication is provided with the understanding that NJHA is not engaged in rendering any legal, accounting or other professional services and NJHA shall not be held liable for any circumstances arising out of its use. If legal advice or other expert assistance is required, the services of a competent professional should be sought.

NJHA invites your comments and suggestions. Please direct all correspondence to the New Jersey Hospital Association, Health Economics Department, 760 Alexander Road, PO Box 1, Princeton, New Jersey 08543-0001. By telephone 609-275-4024, by fax 609-452-9339 or by e-mail at rsarao@njha.com.



NEW JERSEY HOSPITAL ASSOCIATION

Introduction

New Jersey hospitals are a vital public resource. They serve more than 18 million patients annually, providing healthcare services to all, regardless of their ability to pay. But the contributions of New Jersey's hospitals extend far beyond their healthcare services. Hospitals also are economic strongholds; they are dependable sources of jobs, income taxes and spending that help stabilize their communities through good times and bad.

New Jersey's acute care hospitals provide substantial contributions to the state's economy. In 2011, New Jersey hospitals delivered:

- \$19.5 billion in total expenditures
- \$2.5 billion in purchased services
- Over 114,000 full-time equivalent jobs and total employment of 140,000 full-time and part-time positions
- Close to \$8 billion in total employee salaries
- In excess of \$400 million in state income taxes paid by hospital employees
- Over \$1.3 billion in charity care services to New Jersey's working poor and other uninsured residents.

Labor projections through 2016 from the State of New Jersey show that the healthcare sector is second only to state, county and municipal governments in total employment. And healthcare remains the state's single largest industry for job growth, according to the Department of Labor.

Those contributions ripple across New Jersey, providing economic stability to counties and individual communities statewide. In many towns, the local hospital is the largest employer, providing untold benefits in jobs and health insurance benefits, local spending and community health services.

The pages that follow detail the many economic contributions of New Jersey's hospitals. The information is presented statewide and also for New Jersey's 21 counties. In addition, hospital-specific reports show the important contributions of hospitals to their local communities. Together, this data paints a compelling picture of the compassionate care and economic stability delivered by New Jersey's hospital community.

About This Report

The information provided in this report was compiled by NJHA's Health Economics department based on 2011 cost reports from 72 acute care hospitals filed with the state Department of Health and Senior Services, along with other publicly available data sources.

New Jersey Hospitals

Annual Contributions to the Local and State Economy

- o Total Expenditures: \$19.5 billion
- o Over 114,000 full-time equivalent jobs, including:
 - Nursing: 31,573
 - Therapy: 4,336
 - Radiology: 6,801
 - Pharmacy: 2,567
 - Pathology and Laboratory: 4,968
 - Dietary/Housekeeping/Maintenance: 10,968
- o Purchased Services of \$2.5 billion, including:
 - Contracted Labor: over \$1.2 billion
 - Pharmaceutical Drugs: \$853 million
 - Dietary/Laundry/Housekeeping Supplies: \$137 million
 - Building Supplies: \$17 million
 - Utilities: \$286 million, including:
 - \$183 million in Electric
 - \$66 million in Oil & Gas
 - \$40 million in Water/Sewage/Disposal
- o Total Employee Payroll: \$7.9 billion
- o Estimated State Income Taxes Paid by Employees: \$435 million

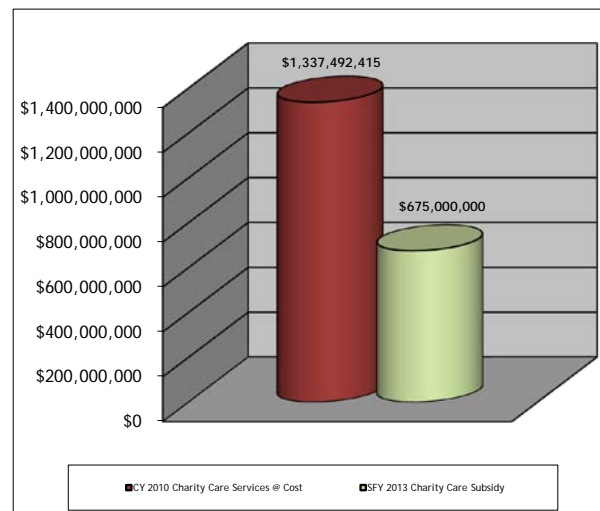
Annual Contributions as a Healthcare Safety Net

- o Hospitals also give back to the community by serving as the primary source of medical services for the state's 1.3 million uninsured, thus serving as the healthcare safety net for the most needy at a cost of over \$1.3 billion annually.
- o In 2011, uninsured patients presented at New Jersey hospitals on more than 2.6 million occasions.
- o Hospitals provide a forum for non-salaried physicians to deliver services related to their individual practices.
- o New Jersey's general hospitals are predominantly not-for-profit entities — any excess revenue over expenses is returned to the community in the form of new medical technology, expanded hospital services, maintenance and expansion of physical infrastructure and the enhanced ability to hire & maintain skilled workforce.

Annual Taxes

- o New Jersey hospitals pay in excess of \$132 million annually in taxes including:
 - 0.53 Percent Assessment: \$106 million
 - Adjusted Admissions Assessment: over \$17 million
 - Newborn Screening Fees: \$9 million
 - Other assessments such as New Jersey Poison Information & Education System (NJPIES) and Maternal and Child Health Consortium Assessment
 - In addition, hospitals routinely support their local municipalities through special payments in lieu of taxes.

SFY 2013 Charity Care Subsidy Shortfall



AtlantiCare Regional Medical Center City Division

Annual Contributions to the Local and State Economy

- o Total Expenditures: \$279,300,000
- o 1,489 full-time equivalent jobs, including:
 - Nursing: 377
 - Therapy: 38
 - Radiology: 72
 - Pharmacy: 32
 - Pathology and Laboratory: 47
 - Dietary/Housekeeping/Maintenance: 100
- o Purchased Services of \$19,957,000, including:
 - Contracted Labor: \$7,879,000
 - Pharmaceutical Drugs: \$6,940,000
 - Dietary/Laundry/Housekeeping Supplies: \$1,914,000
 - Building Supplies: \$2,000
 - Utilities: \$3,222,000 including:
 - \$2,310,000 in Electric
 - \$588,000 in Oil & Gas
 - \$324,000 in Water/Sewage/Disposal
- o Total Employee Payroll: \$97,559,000
- o Estimated State Income Taxes Paid by Employees: \$5,390,100

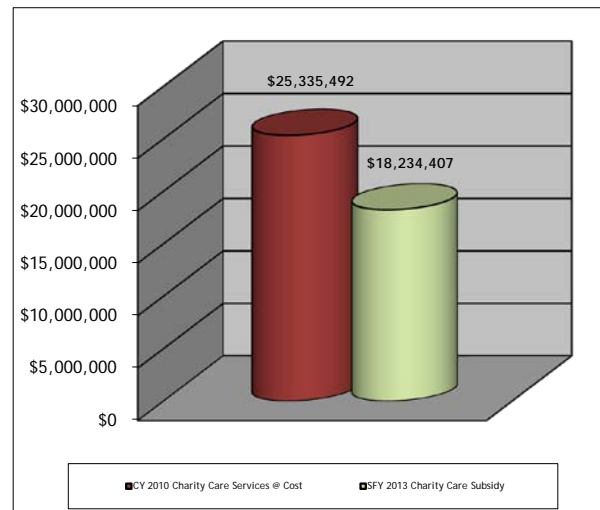
Annual Contributions as a Healthcare Safety Net

- o Hospitals also give back to the community by serving as the primary source of medical services for the state's 1.3 million uninsured, thus serving as the healthcare safety net for the most needy at a cost of over \$1.3 billion annually.
- o In 2011, uninsured patients presented at AtlantiCare Regional Medical Center City Division on 33,860 occasions.
- o Hospitals provide a forum for non-salaried physicians to deliver services related to their individual practices.
- o New Jersey's general hospitals are predominantly not-for-profit entities — any excess revenue over expenses is returned to the community in the form of new medical technology, expanded hospital services, maintenance and expansion of physical infrastructure and the enhanced ability to hire & maintain skilled workforce.

Annual Taxes

- o AtlantiCare Regional Medical Center City Division pays in excess of \$1,578,600 annually in taxes including:
 - 0.53 Percent Assessment: \$1,393,900
 - Adjusted Admissions Assessment: \$184,600
 - Newborn Screening Fees: \$0
 - Other assessments such as New Jersey Poison Information & Education System (NJPIES) and Maternal and Child Health Consortium Assessment
 - In addition, hospitals routinely support their local municipalities through special payments in lieu of taxes.

SFY 2013 Charity Care Subsidy Shortfall



AtlantiCare Regional Medical Center Mainland Division

Annual Contributions to the Local and State Economy

- o Total Expenditures: \$350,126,000
- o 2,082 full-time equivalent jobs, including:
 - Nursing: 720
 - Therapy: 31
 - Radiology: 129
 - Pharmacy: 49
 - Pathology and Laboratory: 65
 - Dietary/Housekeeping/Maintenance: 157
- o Purchased Services of \$33,872,000, including:
 - Contracted Labor: \$14,781,000
 - Pharmaceutical Drugs: \$11,256,000
 - Dietary/Laundry/Housekeeping Supplies: \$2,944,000
 - Building Supplies: \$3,000
 - Utilities: \$4,888,000 including:
 - \$3,472,000 in Electric
 - \$962,000 in Oil & Gas
 - \$454,000 in Water/Sewage/Disposal
- o Total Employee Payroll: \$140,290,000
- o Estimated State Income Taxes Paid by Employees: \$7,751,000

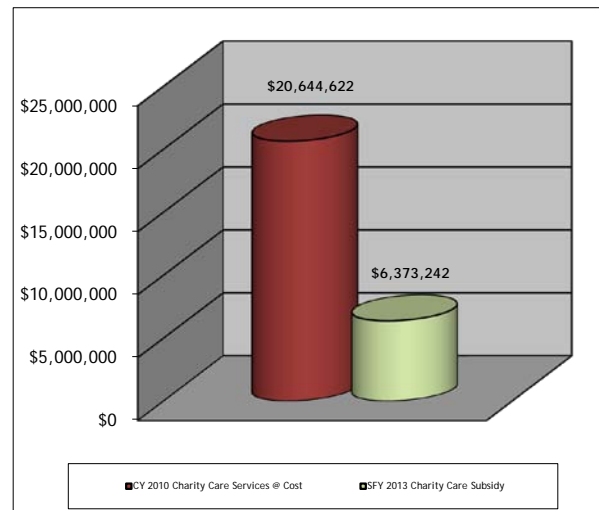
Annual Contributions as a Healthcare Safety Net

- o Hospitals also give back to the community by serving as the primary source of medical services for the state's 1.3 million uninsured, thus serving as the healthcare safety net for the most needy at a cost of over \$1.3 billion annually.
- o In 2011, uninsured patients presented at AtlantiCare Regional Medical Center Mainland Division on 30,084 occasions.
- o Hospitals provide a forum for non-salaried physicians to deliver services related to their individual practices.
- o New Jersey's general hospitals are predominantly not-for-profit entities — any excess revenue over expenses is returned to the community in the form of new medical technology, expanded hospital services, maintenance and expansion of physical infrastructure and the enhanced ability to hire & maintain skilled workforce.

Annual Taxes

- o AtlantiCare Regional Medical Center Mainland Division pays in excess of \$2,664,800 annually in taxes
 - 0.53 Percent Assessment: \$2,084,700
 - Adjusted Admissions Assessment: \$368,100
 - Newborn Screening Fees: \$212,000
 - Other assessments such as New Jersey Poison Information & Education System (NJPIES) and Maternal and Child Health Consortium Assessment
 - In addition, hospitals routinely support their local municipalities through special payments in lieu of taxes.

SFY 2013 Charity Care Subsidy Shortfall



Bayonne Medical Center

Annual Contributions to the Local and State Economy

- o Total Expenditures: \$139,918,000
- o 707 full-time equivalent jobs, including:
 - Nursing: 181
 - Therapy: 22
 - Radiology: 32
 - Pharmacy: 21
 - Pathology and Laboratory: 30
 - Dietary/Housekeeping/Maintenance: 106
- o Purchased Services of \$53,739,000, including:
 - Contracted Labor: \$45,778,000
 - Pharmaceutical Drugs: \$4,553,000
 - Dietary/Laundry/Housekeeping Supplies: \$1,288,000
 - Building Supplies: \$104,000
 - Utilities: \$2,016,000 including:
 - \$1,344,000 in Electric
 - \$448,000 in Oil & Gas
 - \$224,000 in Water/Sewage/Disposal
- o Total Employee Payroll: \$45,607,000
- o Estimated State Income Taxes Paid by Employees: \$2,519,800

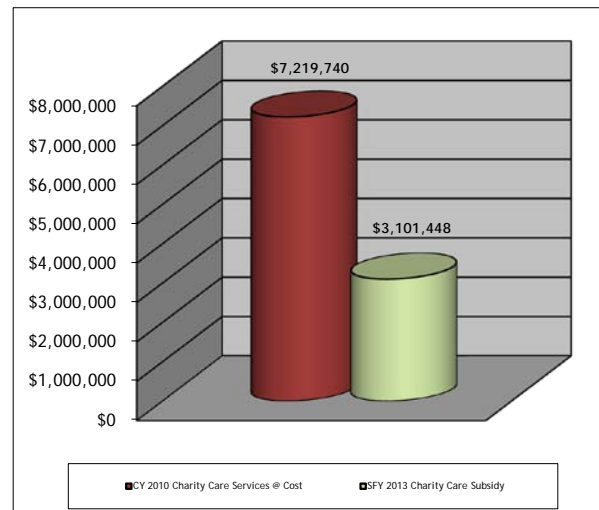
Annual Contributions as a Healthcare Safety Net

- o Hospitals also give back to the community by serving as the primary source of medical services for the state's 1.3 million uninsured, thus serving as the healthcare safety net for the most needy at a cost of over \$1.3 billion annually.
- o In 2011, uninsured patients presented at Bayonne Medical Center on 10,614 occasions.
- o Hospitals provide a forum for non-salaried physicians to deliver services related to their individual practices.
- o New Jersey's general hospitals are predominantly not-for-profit entities — any excess revenue over expenses is returned to the community in the form of new medical technology, expanded hospital services, maintenance and expansion of physical infrastructure and the enhanced ability to hire & maintain skilled workforce.

Annual Taxes

- o Bayonne Medical Center pays in excess of \$908,900 annually in taxes including:
 - 0.53 Percent Assessment: \$817,800
 - Adjusted Admissions Assessment: \$91,100
 - Newborn Screening Fees: \$0
 - Other assessments such as New Jersey Poison Information & Education System (NJPIES) and Maternal and Child Health Consortium Assessment
 - In addition, hospitals routinely support their local municipalities through special payments in lieu of taxes.

SFY 2013 Charity Care Subsidy Shortfall



Bayshore Community Hospital

Annual Contributions to the Local and State Economy

- o Total Expenditures: \$113,872,000
- o 774 full-time equivalent jobs, including:
 - Nursing: 195
 - Therapy: 36
 - Radiology: 59
 - Pharmacy: 23
 - Pathology and Laboratory: 34
 - Dietary/Housekeeping/Maintenance: 101
- o Purchased Services of \$17,698,000, including:
 - Contracted Labor: \$9,959,000
 - Pharmaceutical Drugs: \$4,066,000
 - Dietary/Laundry/Housekeeping Supplies: \$1,136,000
 - Building Supplies: \$372,000
 - Utilities: \$2,165,000 including:
 - \$1,624,000 in Electric
 - \$316,000 in Oil & Gas
 - \$225,000 in Water/Sewage/Disposal
- o Total Employee Payroll: \$43,882,000
- o Estimated State Income Taxes Paid by Employees: \$2,424,500

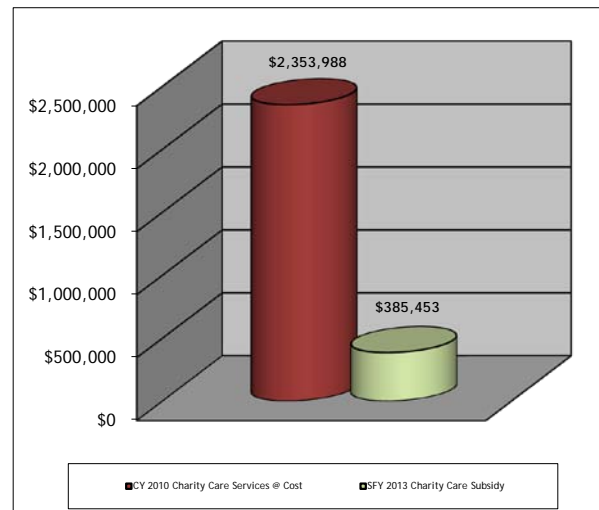
Annual Contributions as a Healthcare Safety Net

- o Hospitals also give back to the community by serving as the primary source of medical services for the state's 1.3 million uninsured, thus serving as the healthcare safety net for the most needy at a cost of over \$1.3 billion annually.
- o In 2011, uninsured patients presented at Bayshore Community Hospital on 10,843 occasions.
- o Hospitals provide a forum for non-salaried physicians to deliver services related to their individual practices.
- o New Jersey's general hospitals are predominantly not-for-profit entities — any excess revenue over expenses is returned to the community in the form of new medical technology, expanded hospital services, maintenance and expansion of physical infrastructure and the enhanced ability to hire & maintain skilled workforce.

Annual Taxes

- o Bayshore Community Hospital pays in excess of \$744,900 annually in taxes including:
 - 0.53 Percent Assessment: \$614,400
 - Adjusted Admissions Assessment: \$130,500
 - Newborn Screening Fees: \$0
 - Other assessments such as New Jersey Poison Information & Education System (NJPIES) and Maternal and Child Health Consortium Assessment
 - In addition, hospitals routinely support their local municipalities through special payments in lieu of taxes.

SFY 2013 Charity Care Subsidy Shortfall



Bergen Regional Medical Center

Annual Contributions to the Local and State Economy

- o Total Expenditures: \$156,681,000
- o 1,684 full-time equivalent jobs, including:
 - Nursing: 337
 - Therapy: 27
 - Radiology: 19
 - Pharmacy: 44
 - Pathology and Laboratory: 22
 - Dietary/Housekeeping/Maintenance: 220
- o Purchased Services of \$41,666,000, including:
 - Contracted Labor: \$23,561,000
 - Pharmaceutical Drugs: \$9,551,000
 - Dietary/Laundry/Housekeeping Supplies: \$4,076,000
 - Building Supplies: \$307,000
 - Utilities: \$4,171,000 including:
 - \$2,149,000 in Electric
 - \$1,205,000 in Oil & Gas
 - \$817,000 in Water/Sewage/Disposal
- o Total Employee Payroll: \$95,278,000
- o Estimated State Income Taxes Paid by Employees: \$5,264,100

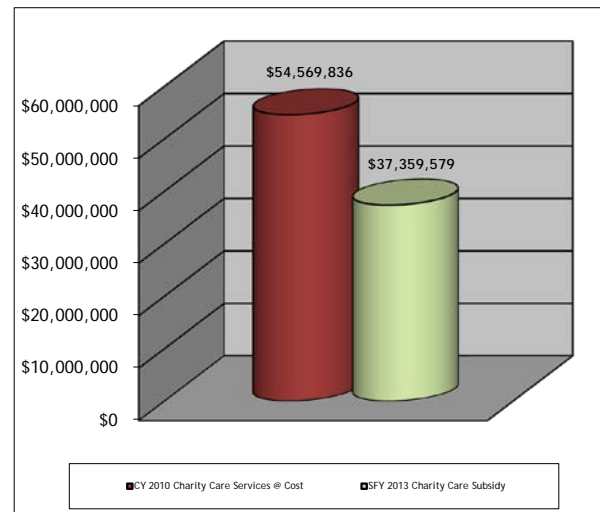
Annual Contributions as a Healthcare Safety Net

- o Hospitals also give back to the community by serving as the primary source of medical services for the state's 1.3 million uninsured, thus serving as the healthcare safety net for the most needy at a cost of over \$1.3 billion annually.
- o In 2011, uninsured patients presented at Bergen Regional Medical Center on 133,575 occasions.
- o Hospitals provide a forum for non-salaried physicians to deliver services related to their individual practices.
- o New Jersey's general hospitals are predominantly not-for-profit entities — any excess revenue over expenses is returned to the community in the form of new medical technology, expanded hospital services, maintenance and expansion of physical infrastructure and the enhanced ability to hire & maintain skilled workforce.

Annual Taxes

- o Bergen Regional Medical Center pays in excess of \$745,200 annually in taxes including:
 - 0.53 Percent Assessment: \$578,300
 - Adjusted Admissions Assessment: \$166,900
 - Newborn Screening Fees: \$0
 - Other assessments such as New Jersey Poison Information & Education System (NJPIES) and Maternal and Child Health Consortium Assessment
 - In addition, hospitals routinely support their local municipalities through special payments in lieu of taxes.

SFY 2013 Charity Care Subsidy Shortfall



Cape Regional Medical Center

Annual Contributions to the Local and State Economy

- o Total Expenditures: \$117,809,000
- o 814 full-time equivalent jobs, including:
 - Nursing: 202
 - Therapy: 38
 - Radiology: 58
 - Pharmacy: 20
 - Pathology and Laboratory: 53
 - Dietary/Housekeeping/Maintenance: 64
- o Purchased Services of \$17,708,000, including:
 - Contracted Labor: \$10,428,000
 - Pharmaceutical Drugs: \$4,358,000
 - Dietary/Laundry/Housekeeping Supplies: \$752,000
 - Building Supplies: \$19,000
 - Utilities: \$2,151,000 including:
 - \$1,309,000 in Electric
 - \$480,000 in Oil & Gas
 - \$362,000 in Water/Sewage/Disposal
- o Total Employee Payroll: \$47,918,000
- o Estimated State Income Taxes Paid by Employees: \$2,647,500

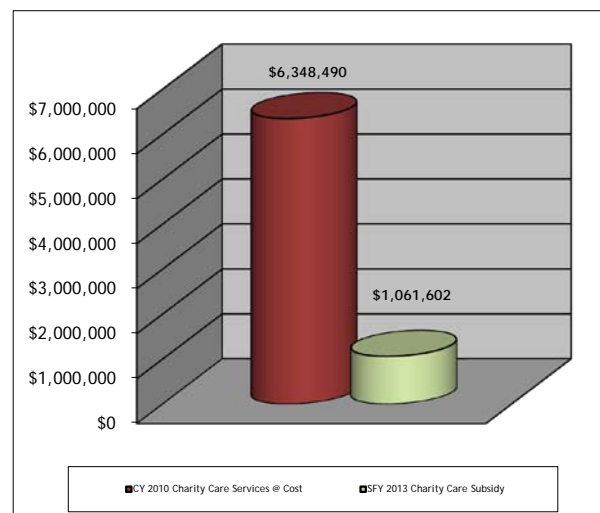
Annual Contributions as a Healthcare Safety Net

- o Hospitals also give back to the community by serving as the primary source of medical services for the state's 1.3 million uninsured, thus serving as the healthcare safety net for the most needy at a cost of over \$1.3 billion annually.
- o In 2011, uninsured patients presented at Cape Regional Medical Center on 21,979 occasions.
- o Hospitals provide a forum for non-salaried physicians to deliver services related to their individual practices.
- o New Jersey's general hospitals are predominantly not-for-profit entities — any excess revenue over expenses is returned to the community in the form of new medical technology, expanded hospital services, maintenance and expansion of physical infrastructure and the enhanced ability to hire & maintain skilled workforce.

Annual Taxes

- o Cape Regional Medical Center pays in excess of \$848,100 annually in taxes including:
 - 0.53 Percent Assessment: \$622,200
 - Adjusted Admissions Assessment: \$177,600
 - Newborn Screening Fees: \$48,300
 - Other assessments such as New Jersey Poison Information & Education System (NJPIES) and Maternal and Child Health Consortium Assessment
 - In addition, hospitals routinely support their local municipalities through special payments in lieu of taxes.

SFY 2013 Charity Care Subsidy Shortfall



Capital Health Medical Center - Hopewell

Annual Contributions to the Local and State Economy

- o Total Expenditures: \$249,880,000
- o 1,510 full-time equivalent jobs, including:
 - Nursing: 330
 - Therapy: 53
 - Radiology: 99
 - Pharmacy: 29
 - Pathology and Laboratory: 66
 - Dietary/Housekeeping/Maintenance: 146
- o Purchased Services of \$26,047,000, including:
 - Contracted Labor: \$15,107,000
 - Pharmaceutical Drugs: \$5,685,000
 - Dietary/Laundry/Housekeeping Supplies: \$1,470,000
 - Building Supplies: \$26,000
 - Utilities: \$3,759,000 including:
 - \$3,010,000 in Electric
 - \$281,000 in Oil & Gas
 - \$493,000 in Water/Sewage/Disposal
- o Total Employee Payroll: \$111,346,000
- o Estimated State Income Taxes Paid by Employees: \$6,151,900

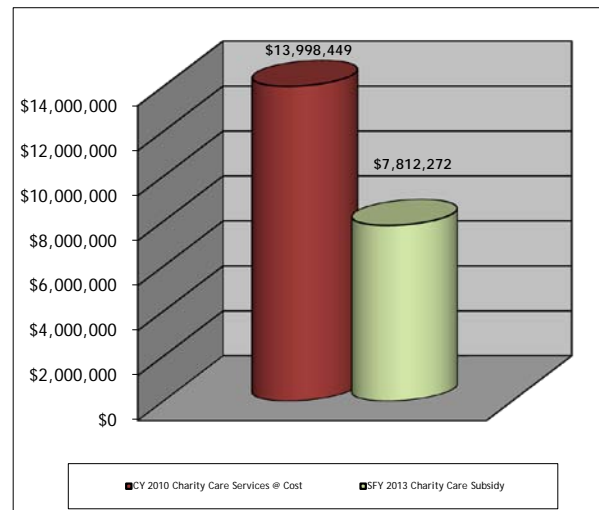
Annual Contributions as a Healthcare Safety Net

- o Hospitals also give back to the community by serving as the primary source of medical services for the state's 1.3 million uninsured, thus serving as the healthcare safety net for the most needy at a cost of over \$1.3 billion annually.
- o In 2011, uninsured patients presented at Capital Health Medical Center - Hopewell on 61,926 occasions.
- o Hospitals provide a forum for non-salaried physicians to deliver services related to their individual practices.
- o New Jersey's general hospitals are predominantly not-for-profit entities — any excess revenue over expenses is returned to the community in the form of new medical technology, expanded hospital services, maintenance and expansion of physical infrastructure and the enhanced ability to hire & maintain skilled workforce.

Annual Taxes

- o Capital Health Medical Center - Hopewell pays in excess of \$1,678,800 annually in taxes including:
 - 0.53 Percent Assessment: \$1,234,200
 - Adjusted Admissions Assessment: \$273,400
 - Newborn Screening Fees: \$171,200
 - Other assessments such as New Jersey Poison Information & Education System (NJPIES) and Maternal and Child Health Consortium Assessment
 - In addition, hospitals routinely support their local municipalities through special payments in lieu of taxes.

SFY 2013 Charity Care Subsidy Shortfall



Capital Health Regional Medical Center

Annual Contributions to the Local and State Economy

- o Total Expenditures: \$284,734,000
- o 1,760 full-time equivalent jobs, including:
 - Nursing: 517
 - Therapy: 73
 - Radiology: 64
 - Pharmacy: 36
 - Pathology and Laboratory: 47
 - Dietary/Housekeeping/Maintenance: 138
- o Purchased Services of \$33,528,000, including:
 - Contracted Labor: \$17,745,000
 - Pharmaceutical Drugs: \$11,025,000
 - Dietary/Laundry/Housekeeping Supplies: \$1,312,000
 - Building Supplies: \$10,000
 - Utilities: \$3,436,000 including:
 - \$2,265,000 in Electric
 - \$858,000 in Oil & Gas
 - \$334,000 in Water/Sewage/Disposal
- o Total Employee Payroll: \$134,844,000
- o Estimated State Income Taxes Paid by Employees: \$7,450,100

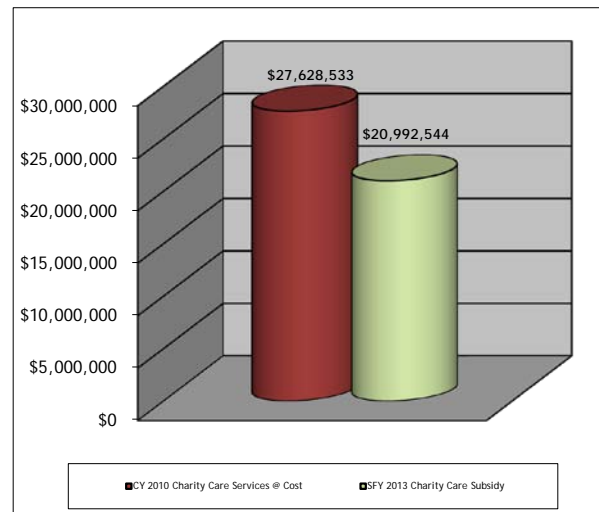
Annual Contributions as a Healthcare Safety Net

- o Hospitals also give back to the community by serving as the primary source of medical services for the state's 1.3 million uninsured, thus serving as the healthcare safety net for the most needy at a cost of over \$1.3 billion annually.
- o In 2011, uninsured patients presented at Capital Health Regional Medical Center on 62,892 occasions.
- o Hospitals provide a forum for non-salaried physicians to deliver services related to their individual practices.
- o New Jersey's general hospitals are predominantly not-for-profit entities — any excess revenue over expenses is returned to the community in the form of new medical technology, expanded hospital services, maintenance and expansion of physical infrastructure and the enhanced ability to hire & maintain skilled workforce.

Annual Taxes

- o Capital Health Regional Medical Center pays in excess of \$1,719,300 annually in taxes including:
 - 0.53 Percent Assessment: \$1,529,500
 - Adjusted Admissions Assessment: \$184,200
 - Newborn Screening Fees: \$5,600
 - Other assessments such as New Jersey Poison Information & Education System (NJPIES) and Maternal and Child Health Consortium Assessment
 - In addition, hospitals routinely support their local municipalities through special payments in lieu of taxes.

SFY 2013 Charity Care Subsidy Shortfall



CentraState Medical Center

Annual Contributions to the Local and State Economy

- o Total Expenditures: \$220,814,000
- o 1,500 full-time equivalent jobs, including:
 - Nursing: 436
 - Therapy: 81
 - Radiology: 100
 - Pharmacy: 36
 - Pathology and Laboratory: 75
 - Dietary/Housekeeping/Maintenance: 166
- o Purchased Services of \$19,167,000, including:
 - Contracted Labor: \$2,103,000
 - Pharmaceutical Drugs: \$11,050,000
 - Dietary/Laundry/Housekeeping Supplies: \$1,878,000
 - Building Supplies: \$314,000
 - Utilities: \$3,822,000 including:
 - \$2,698,000 in Electric
 - \$599,000 in Oil & Gas
 - \$525,000 in Water/Sewage/Disposal
- o Total Employee Payroll: \$93,632,000
- o Estimated State Income Taxes Paid by Employees: \$5,173,200

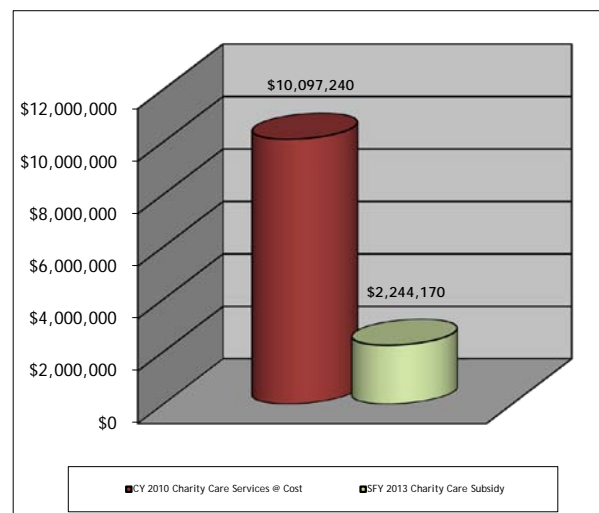
Annual Contributions as a Healthcare Safety Net

- o Hospitals also give back to the community by serving as the primary source of medical services for the state's 1.3 million uninsured, thus serving as the healthcare safety net for the most needy at a cost of over \$1.3 billion annually.
- o In 2011, uninsured patients presented at CentraState Medical Center on 30,038 occasions.
- o Hospitals provide a forum for non-salaried physicians to deliver services related to their individual practices.
- o New Jersey's general hospitals are predominantly not-for-profit entities — any excess revenue over expenses is returned to the community in the form of new medical technology, expanded hospital services, maintenance and expansion of physical infrastructure and the enhanced ability to hire & maintain skilled workforce.

Annual Taxes

- o CentraState Medical Center pays in excess of \$1,738,500 annually in taxes including:
 - 0.53 Percent Assessment: \$1,266,600
 - Adjusted Admissions Assessment: \$329,300
 - Newborn Screening Fees: \$142,600
 - Other assessments such as New Jersey Poison Information & Education System (NJPIES) and Maternal and Child Health Consortium Assessment
 - In addition, hospitals routinely support their local municipalities through special payments in lieu of taxes.

SFY 2013 Charity Care Subsidy Shortfall



Chilton Hospital

Annual Contributions to the Local and State Economy

- o Total Expenditures: \$169,334,000
- o 1,067 full-time equivalent jobs, including:
 - Nursing: 298
 - Therapy: 48
 - Radiology: 68
 - Pharmacy: 24
 - Pathology and Laboratory: 62
 - Dietary/Housekeeping/Maintenance: 104
- o Purchased Services of \$25,610,000, including:
 - Contracted Labor: \$15,766,000
 - Pharmaceutical Drugs: \$6,497,000
 - Dietary/Laundry/Housekeeping Supplies: \$1,114,000
 - Building Supplies: \$3,000
 - Utilities: \$2,230,000 including:
 - \$1,482,000 in Electric
 - \$459,000 in Oil & Gas
 - \$289,000 in Water/Sewage/Disposal
- o Total Employee Payroll: \$75,422,000
- o Estimated State Income Taxes Paid by Employees: \$4,167,100

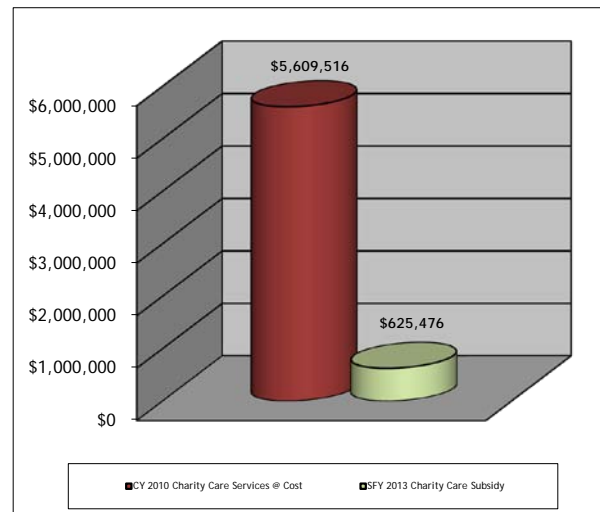
Annual Contributions as a Healthcare Safety Net

- o Hospitals also give back to the community by serving as the primary source of medical services for the state's 1.3 million uninsured, thus serving as the healthcare safety net for the most needy at a cost of over \$1.3 billion annually.
- o In 2011, uninsured patients presented at Chilton Hospital on 12,588 occasions.
- o Hospitals provide a forum for non-salaried physicians to deliver services related to their individual practices.
- o New Jersey's general hospitals are predominantly not-for-profit entities — any excess revenue over expenses is returned to the community in the form of new medical technology, expanded hospital services, maintenance and expansion of physical infrastructure and the enhanced ability to hire & maintain skilled workforce.

Annual Taxes

- o Chilton Hospital pays in excess of \$1,139,500 annually in taxes including:
 - 0.53 Percent Assessment: \$886,300
 - Adjusted Admissions Assessment: \$171,200
 - Newborn Screening Fees: \$82,100
 - Other assessments such as New Jersey Poison Information & Education System (NJPIES) and Maternal and Child Health Consortium Assessment
 - In addition, hospitals routinely support their local municipalities through special payments in lieu of taxes.

SFY 2013 Charity Care Subsidy Shortfall



Christ Hospital

Annual Contributions to the Local and State Economy

- o Total Expenditures: \$158,057,000
- o 1,091 full-time equivalent jobs, including:
 - Nursing: 302
 - Therapy: 30
 - Radiology: 76
 - Pharmacy: 22
 - Pathology and Laboratory: 46
 - Dietary/Housekeeping/Maintenance: 118
- o Purchased Services of \$12,420,000, including:
 - Contracted Labor: \$2,342,000
 - Pharmaceutical Drugs: \$6,268,000
 - Dietary/Laundry/Housekeeping Supplies: \$979,000
 - Building Supplies: \$224,000
 - Utilities: \$2,607,000 including:
 - \$1,413,000 in Electric
 - \$639,000 in Oil & Gas
 - \$555,000 in Water/Sewage/Disposal
- o Total Employee Payroll: \$78,135,000
- o Estimated State Income Taxes Paid by Employees: \$4,317,000

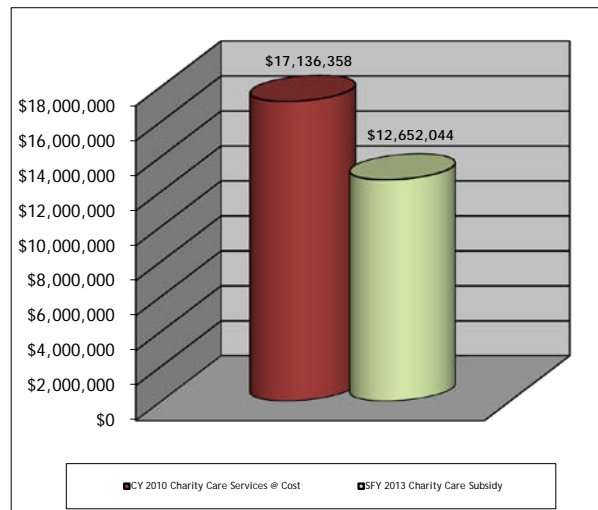
Annual Contributions as a Healthcare Safety Net

- o Hospitals also give back to the community by serving as the primary source of medical services for the state's 1.3 million uninsured, thus serving as the healthcare safety net for the most needy at a cost of over \$1.3 billion annually.
- o In 2011, uninsured patients presented at Christ Hospital on 34,488 occasions.
- o Hospitals provide a forum for non-salaried physicians to deliver services related to their individual practices.
- o New Jersey's general hospitals are predominantly not-for-profit entities — any excess revenue over expenses is returned to the community in the form of new medical technology, expanded hospital services, maintenance and expansion of physical infrastructure and the enhanced ability to hire & maintain skilled workforce.

Annual Taxes

- o Christ Hospital pays in excess of \$1,107,100 annually in taxes including:
 - 0.53 Percent Assessment: \$817,200
 - Adjusted Admissions Assessment: \$168,500
 - Newborn Screening Fees: \$121,400
 - Other assessments such as New Jersey Poison Information & Education System (NJPIES) and Maternal and Child Health Consortium Assessment
 - In addition, hospitals routinely support their local municipalities through special payments in lieu of taxes.

SFY 2013 Charity Care Subsidy Shortfall



Clara Maass Medical Center

Annual Contributions to the Local and State Economy

- o Total Expenditures: \$257,636,000
- o 1,517 full-time equivalent jobs, including:
 - Nursing: 448
 - Therapy: 64
 - Radiology: 104
 - Pharmacy: 32
 - Pathology and Laboratory: 55
 - Dietary/Housekeeping/Maintenance: 174
- o Purchased Services of \$35,993,000, including:
 - Contracted Labor: \$16,705,000
 - Pharmaceutical Drugs: \$11,376,000
 - Dietary/Laundry/Housekeeping Supplies: \$3,320,000
 - Building Supplies: \$241,000
 - Utilities: \$4,351,000 including:
 - \$2,033,000 in Electric
 - \$1,643,000 in Oil & Gas
 - \$675,000 in Water/Sewage/Disposal
- o Total Employee Payroll: \$103,407,000
- o Estimated State Income Taxes Paid by Employees: \$5,713,200

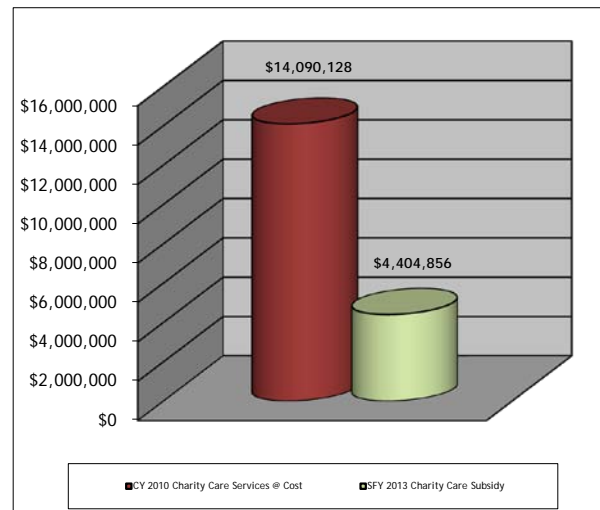
Annual Contributions as a Healthcare Safety Net

- o Hospitals also give back to the community by serving as the primary source of medical services for the state's 1.3 million uninsured, thus serving as the healthcare safety net for the most needy at a cost of over \$1.3 billion annually.
- o In 2011, uninsured patients presented at Clara Maass Medical Center on 23,128 occasions.
- o Hospitals provide a forum for non-salaried physicians to deliver services related to their individual practices.
- o New Jersey's general hospitals are predominantly not-for-profit entities — any excess revenue over expenses is returned to the community in the form of new medical technology, expanded hospital services, maintenance and expansion of physical infrastructure and the enhanced ability to hire & maintain skilled workforce.

Annual Taxes

- o Clara Maass Medical Center pays in excess of \$2,001,400 annually in taxes including:
 - 0.53 Percent Assessment: \$1,473,100
 - Adjusted Admissions Assessment: \$277,400
 - Newborn Screening Fees: \$250,800
 - Other assessments such as New Jersey Poison Information & Education System (NJPIES) and Maternal and Child Health Consortium Assessment
 - In addition, hospitals routinely support their local municipalities through special payments in lieu of taxes.

SFY 2013 Charity Care Subsidy Shortfall



Community Medical Center

Annual Contributions to the Local and State Economy

- o Total Expenditures: \$350,973,000
- o 2,316 full-time equivalent jobs, including:
 - Nursing: 626
 - Therapy: 279
 - Radiology: 180
 - Pharmacy: 54
 - Pathology and Laboratory: 124
 - Dietary/Housekeeping/Maintenance: 282
- o Purchased Services of \$55,336,000, including:
 - Contracted Labor: \$25,027,000
 - Pharmaceutical Drugs: \$20,834,000
 - Dietary/Laundry/Housekeeping Supplies: \$2,957,000
 - Building Supplies: \$592,000
 - Utilities: \$5,926,000 including:
 - \$3,508,000 in Electric
 - \$1,346,000 in Oil & Gas
 - \$1,072,000 in Water/Sewage/Disposal
- o Total Employee Payroll: \$142,740,000
- o Estimated State Income Taxes Paid by Employees: \$7,886,400

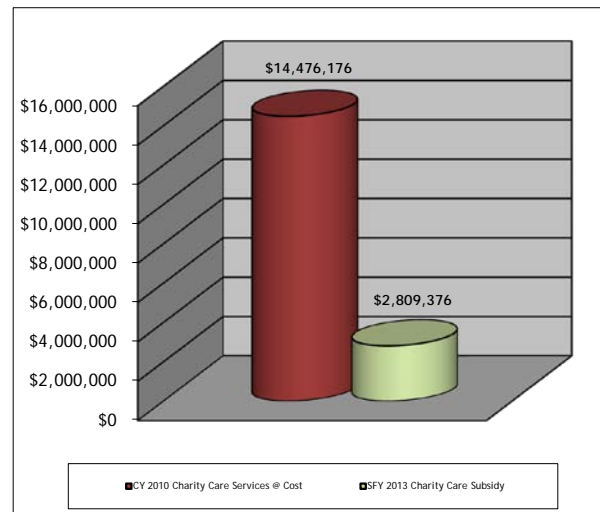
Annual Contributions as a Healthcare Safety Net

- o Hospitals also give back to the community by serving as the primary source of medical services for the state's 1.3 million uninsured, thus serving as the healthcare safety net for the most needy at a cost of over \$1.3 billion annually.
- o In 2011, uninsured patients presented at Community Medical Center on 18,573 occasions.
- o Hospitals provide a forum for non-salaried physicians to deliver services related to their individual practices.
- o New Jersey's general hospitals are predominantly not-for-profit entities — any excess revenue over expenses is returned to the community in the form of new medical technology, expanded hospital services, maintenance and expansion of physical infrastructure and the enhanced ability to hire & maintain skilled workforce.

Annual Taxes

- o Community Medical Center pays in excess of \$2,485,400 annually in taxes including:
 - 0.53 Percent Assessment: \$1,911,300
 - Adjusted Admissions Assessment: \$414,900
 - Newborn Screening Fees: \$159,200
 - Other assessments such as New Jersey Poison Information & Education System (NJPIES) and Maternal and Child Health Consortium Assessment
 - In addition, hospitals routinely support their local municipalities through special payments in lieu of taxes.

SFY 2013 Charity Care Subsidy Shortfall



Cooper University Hospital

Annual Contributions to the Local and State Economy

- o Total Expenditures: \$642,627,000
- o 3,495 full-time equivalent jobs, including:
 - Nursing: 819
 - Therapy: 135
 - Radiology: 164
 - Pharmacy: 62
 - Pathology and Laboratory: 148
 - Dietary/Housekeeping/Maintenance: 337
- o Purchased Services of \$33,313,000, including:
 - Contracted Labor: \$12,207,000
 - Pharmaceutical Drugs: \$12,490,000
 - Dietary/Laundry/Housekeeping Supplies: \$1,997,000
 - Building Supplies: \$6,000
 - Utilities: \$6,613,000 including:
 - \$4,168,000 in Electric
 - \$1,295,000 in Oil & Gas
 - \$1,150,000 in Water/Sewage/Disposal
- o Total Employee Payroll: \$266,227,000
- o Estimated State Income Taxes Paid by Employees: \$14,709,000

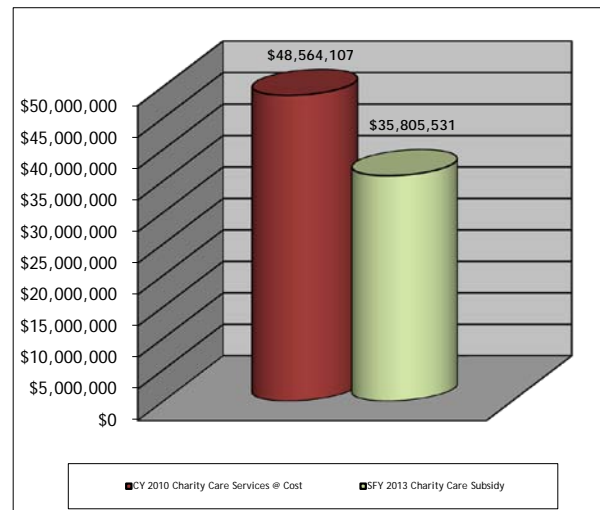
Annual Contributions as a Healthcare Safety Net

- o Hospitals also give back to the community by serving as the primary source of medical services for the state's 1.3 million uninsured, thus serving as the healthcare safety net for the most needy at a cost of over \$1.3 billion annually.
- o In 2011, uninsured patients presented at Cooper University Hospital on 31,273 occasions.
- o Hospitals provide a forum for non-salaried physicians to deliver services related to their individual practices.
- o New Jersey's general hospitals are predominantly not-for-profit entities — any excess revenue over expenses is returned to the community in the form of new medical technology, expanded hospital services, maintenance and expansion of physical infrastructure and the enhanced ability to hire & maintain skilled workforce.

Annual Taxes

- o Cooper University Hospital pays in excess of \$4,022,800 annually in taxes including:
 - 0.53 Percent Assessment: \$3,486,100
 - Adjusted Admissions Assessment: \$392,100
 - Newborn Screening Fees: \$144,500
 - Other assessments such as New Jersey Poison Information & Education System (NJPIES) and Maternal and Child Health Consortium Assessment
 - In addition, hospitals routinely support their local municipalities through special payments in lieu of taxes.

SFY 2013 Charity Care Subsidy Shortfall



Deborah Heart and Lung Center

Annual Contributions to the Local and State Economy

- o Total Expenditures: \$148,299,000
- o 793 full-time equivalent jobs, including:
 - Nursing: 168
 - Therapy: 27
 - Radiology: 41
 - Pharmacy: 20
 - Pathology and Laboratory: 38
 - Dietary/Housekeeping/Maintenance: 101
- o Purchased Services of \$7,893,000, including:
 - Contracted Labor: \$2,303,000
 - Pharmaceutical Drugs: \$3,092,000
 - Dietary/Laundry/Housekeeping Supplies: \$514,000
 - Building Supplies: \$0
 - Utilities: \$1,984,000 including:
 - \$1,352,000 in Electric
 - \$466,000 in Oil & Gas
 - \$166,000 in Water/Sewage/Disposal
- o Total Employee Payroll: \$62,398,000
- o Estimated State Income Taxes Paid by Employees: \$3,447,500

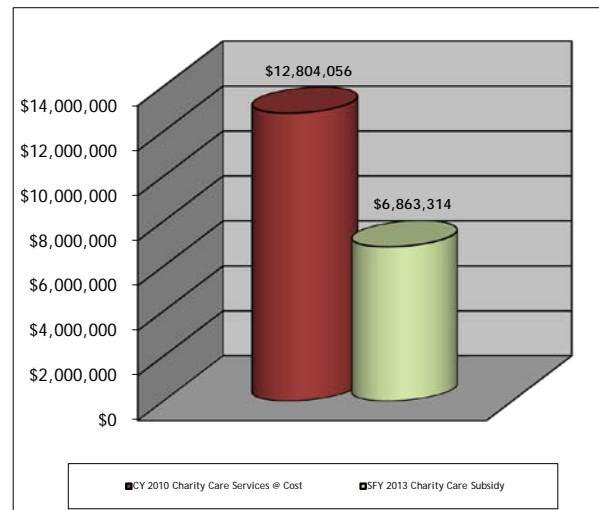
Annual Contributions as a Healthcare Safety Net

- o Hospitals also give back to the community by serving as the primary source of medical services for the state's 1.3 million uninsured, thus serving as the healthcare safety net for the most needy at a cost of over \$1.3 billion annually.
- o In 2011, uninsured patients presented at Deborah Heart and Lung Center on 8,356 occasions.
- o Hospitals provide a forum for non-salaried physicians to deliver services related to their individual practices.
- o New Jersey's general hospitals are predominantly not-for-profit entities — any excess revenue over expenses is returned to the community in the form of new medical technology, expanded hospital services, maintenance and expansion of physical infrastructure and the enhanced ability to hire & maintain skilled workforce.

Annual Taxes

- o Deborah Heart and Lung Center pays in excess of \$824,200 annually in taxes including:
 - 0.53 Percent Assessment: \$750,600
 - Adjusted Admissions Assessment: \$73,600
 - Newborn Screening Fees: \$0
 - Other assessments such as New Jersey Poison Information & Education System (NJPIES) and Maternal and Child Health Consortium Assessment
 - In addition, hospitals routinely support their local municipalities through special payments in lieu of taxes.

SFY 2013 Charity Care Subsidy Shortfall



East Orange General Hospital

Annual Contributions to the Local and State Economy

- o Total Expenditures: \$116,717,000
- o 1,005 full-time equivalent jobs, including:
 - Nursing: 301
 - Therapy: 29
 - Radiology: 31
 - Pharmacy: 0
 - Pathology and Laboratory: 34
 - Dietary/Housekeeping/Maintenance: 118
- o Purchased Services of \$14,400,000, including:
 - Contracted Labor: \$5,991,000
 - Pharmaceutical Drugs: \$4,707,000
 - Dietary/Laundry/Housekeeping Supplies: \$1,500,000
 - Building Supplies: \$115,000
 - Utilities: \$2,087,000 including:
 - \$1,295,000 in Electric
 - \$340,000 in Oil & Gas
 - \$452,000 in Water/Sewage/Disposal
- o Total Employee Payroll: \$53,346,000
- o Estimated State Income Taxes Paid by Employees: \$2,947,400

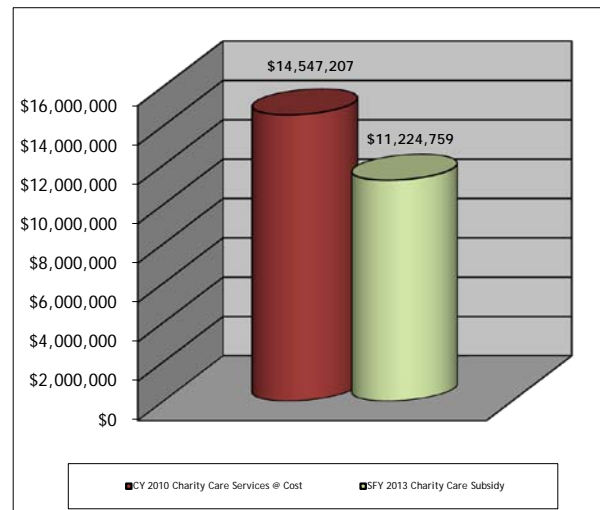
Annual Contributions as a Healthcare Safety Net

- o Hospitals also give back to the community by serving as the primary source of medical services for the state's 1.3 million uninsured, thus serving as the healthcare safety net for the most needy at a cost of over \$1.3 billion annually.
- o In 2011, uninsured patients presented at East Orange General Hospital on 28,533 occasions.
- o Hospitals provide a forum for non-salaried physicians to deliver services related to their individual practices.
- o New Jersey's general hospitals are predominantly not-for-profit entities — any excess revenue over expenses is returned to the community in the form of new medical technology, expanded hospital services, maintenance and expansion of physical infrastructure and the enhanced ability to hire & maintain skilled workforce.

Annual Taxes

- o East Orange General Hospital pays in excess of \$730,100 annually in taxes including:
 - 0.53 Percent Assessment: \$619,000
 - Adjusted Admissions Assessment: \$111,100
 - Newborn Screening Fees: \$0
 - Other assessments such as New Jersey Poison Information & Education System (NJPIES) and Maternal and Child Health Consortium Assessment
 - In addition, hospitals routinely support their local municipalities through special payments in lieu of taxes.

SFY 2013 Charity Care Subsidy Shortfall



Englewood Hospital and Medical Center

Annual Contributions to the Local and State Economy

- o Total Expenditures: \$348,813,000
- o 2,025 full-time equivalent jobs, including:
 - Nursing: 536
 - Therapy: 66
 - Radiology: 192
 - Pharmacy: 45
 - Pathology and Laboratory: 100
 - Dietary/Housekeeping/Maintenance: 123
- o Purchased Services of \$47,483,000, including:
 - Contracted Labor: \$21,688,000
 - Pharmaceutical Drugs: \$19,824,000
 - Dietary/Laundry/Housekeeping Supplies: \$2,612,000
 - Building Supplies: \$171,000
 - Utilities: \$3,188,000 including:
 - \$3,465,000 in Electric
 - \$1,416,000 in Oil & Gas
 - \$704,000 in Water/Sewage/Disposal
- o Total Employee Payroll: \$135,320,000
- o Estimated State Income Taxes Paid by Employees: \$7,476,400

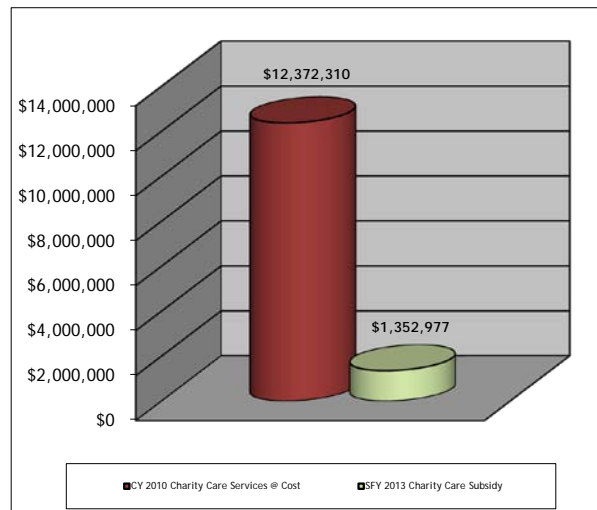
Annual Contributions as a Healthcare Safety Net

- o Hospitals also give back to the community by serving as the primary source of medical services for the state's 1.3 million uninsured, thus serving as the healthcare safety net for the most needy at a cost of over \$1.3 billion annually.
- o In 2011, uninsured patients presented at Englewood Hospital and Medical Center on 69,931 occasions.
- o Hospitals provide a forum for non-salaried physicians to deliver services related to their individual practices.
- o New Jersey's general hospitals are predominantly not-for-profit entities — any excess revenue over expenses is returned to the community in the form of new medical technology, expanded hospital services, maintenance and expansion of physical infrastructure and the enhanced ability to hire & maintain skilled workforce.

Annual Taxes

- o Englewood Hospital and Medical Center pays in excess of \$2,587,600 annually in taxes including:
 - 0.53 Percent Assessment: \$1,927,900
 - Adjusted Admissions Assessment: \$487,800
 - Newborn Screening Fees: \$171,900
 - Other assessments such as New Jersey Poison Information & Education System (NJPIES) and Maternal and Child Health Consortium Assessment
 - In addition, hospitals routinely support their local municipalities through special payments in lieu of taxes.

SFY 2013 Charity Care Subsidy Shortfall



Hackensack UMC Mountainside

Annual Contributions to the Local and State Economy

- o Total Expenditures: \$194,660,000
- o 1,236 full-time equivalent jobs, including:
 - Nursing: 282
 - Therapy: 37
 - Radiology: 59
 - Pharmacy: 22
 - Pathology and Laboratory: 56
 - Dietary/Housekeeping/Maintenance: 158
- o Purchased Services of \$32,994,000, including:
 - Contracted Labor: \$18,283,000
 - Pharmaceutical Drugs: \$8,179,000
 - Dietary/Laundry/Housekeeping Supplies: \$1,211,000
 - Building Supplies: \$1,859,000
 - Utilities: \$3,462,000 including:
 - \$2,559,000 in Electric
 - \$708,000 in Oil & Gas
 - \$195,000 in Water/Sewage/Disposal
- o Total Employee Payroll: \$78,039,000
- o Estimated State Income Taxes Paid by Employees: \$4,311,700

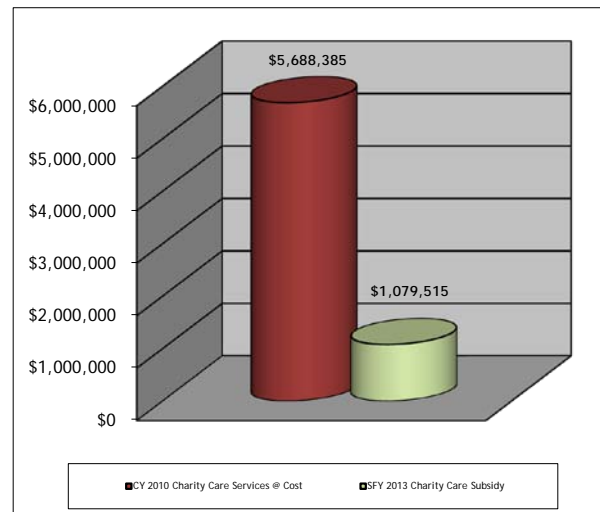
Annual Contributions as a Healthcare Safety Net

- o Hospitals also give back to the community by serving as the primary source of medical services for the state's 1.3 million uninsured, thus serving as the healthcare safety net for the most needy at a cost of over \$1.3 billion annually.
- o In 2011, uninsured patients presented at Hackensack UMC Mountainside on 11,909 occasions.
- o Hospitals provide a forum for non-salaried physicians to deliver services related to their individual practices.
- o New Jersey's general hospitals are predominantly not-for-profit entities — any excess revenue over expenses is returned to the community in the form of new medical technology, expanded hospital services, maintenance and expansion of physical infrastructure and the enhanced ability to hire & maintain skilled workforce.

Annual Taxes

- o Hackensack UMC Mountainside pays in excess of \$1,359,300 annually in taxes including:
 - 0.53 Percent Assessment: \$1,031,000
 - Adjusted Admissions Assessment: \$231,800
 - Newborn Screening Fees: \$96,600
 - Other assessments such as New Jersey Poison Information & Education System (NJPIES) and Maternal and Child Health Consortium Assessment
 - In addition, hospitals routinely support their local municipalities through special payments in lieu of taxes.

SFY 2013 Charity Care Subsidy Shortfall



Hackensack University Medical Center

Annual Contributions to the Local and State Economy

- o Total Expenditures: \$1,288,466,000
- o 6,694 full-time equivalent jobs, including:
 - Nursing: 2,571
 - Therapy: 273
 - Radiology: 911
 - Pharmacy: 240
 - Pathology and Laboratory: 463
 - Dietary/Housekeeping/Maintenance: 907
- o Purchased Services of \$159,551,000, including:
 - Contracted Labor: \$22,506,000
 - Pharmaceutical Drugs: \$107,708,000
 - Dietary/Laundry/Housekeeping Supplies: \$7,570,000
 - Building Supplies: \$598,000
 - Utilities: \$21,169,000 including:
 - \$14,215,000 in Electric
 - \$4,944,000 in Oil & Gas
 - \$2,010,000 in Water/Sewage/Disposal
- o Total Employee Payroll: \$543,519,000
- o Estimated State Income Taxes Paid by Employees: \$30,029,400

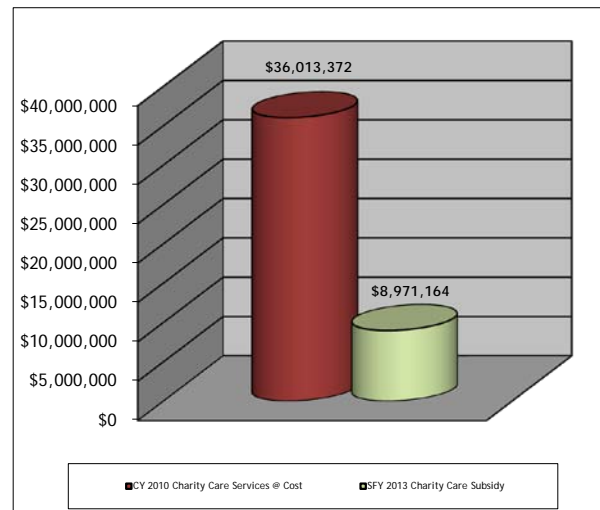
Annual Contributions as a Healthcare Safety Net

- o Hospitals also give back to the community by serving as the primary source of medical services for the state's 1.3 million uninsured, thus serving as the healthcare safety net for the most needy at a cost of over \$1.3 billion annually.
- o In 2011, uninsured patients presented at Hackensack University Medical Center on 43,555 occasions.
- o Hospitals provide a forum for non-salaried physicians to deliver services related to their individual practices.
- o New Jersey's general hospitals are predominantly not-for-profit entities — any excess revenue over expenses is returned to the community in the form of new medical technology, expanded hospital services, maintenance and expansion of physical infrastructure and the enhanced ability to hire & maintain skilled workforce.

Annual Taxes

- o Hackensack University Medical Center pays in excess of \$8,430,500 annually in taxes including:
 - 0.53 Percent Assessment: \$7,078,400
 - Adjusted Admissions Assessment: \$851,000
 - Newborn Screening Fees: \$501,100
 - Other assessments such as New Jersey Poison Information & Education System (NJPIES) and Maternal and Child Health Consortium Assessment
 - In addition, hospitals routinely support their local municipalities through special payments in lieu of taxes.

SFY 2013 Charity Care Subsidy Shortfall



Hackettstown Regional Medical Center

Annual Contributions to the Local and State Economy

- o Total Expenditures: \$96,141,000
- o 651 full-time equivalent jobs, including:
 - Nursing: 156
 - Therapy: 30
 - Radiology: 51
 - Pharmacy: 18
 - Pathology and Laboratory: 33
 - Dietary/Housekeeping/Maintenance: 64
- o Purchased Services of \$18,456,000, including:
 - Contracted Labor: \$12,990,000
 - Pharmaceutical Drugs: \$3,008,000
 - Dietary/Laundry/Housekeeping Supplies: \$580,000
 - Building Supplies: \$402,000
 - Utilities: \$1,476,000 including:
 - \$947,000 in Electric
 - \$302,000 in Oil & Gas
 - \$227,000 in Water/Sewage/Disposal
- o Total Employee Payroll: \$40,000,000
- o Estimated State Income Taxes Paid by Employees: \$2,210,000

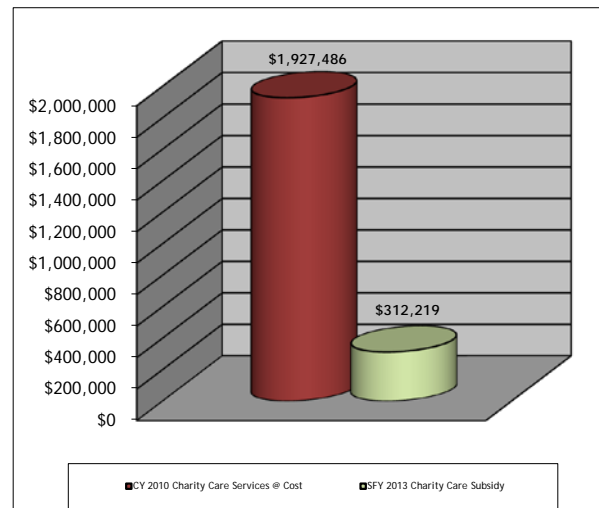
Annual Contributions as a Healthcare Safety Net

- o Hospitals also give back to the community by serving as the primary source of medical services for the state's 1.3 million uninsured, thus serving as the healthcare safety net for the most needy at a cost of over \$1.3 billion annually.
- o In 2011, uninsured patients presented at Hackettstown Regional Medical Center on 8,604 occasions.
- o Hospitals provide a forum for non-salaried physicians to deliver services related to their individual practices.
- o New Jersey's general hospitals are predominantly not-for-profit entities — any excess revenue over expenses is returned to the community in the form of new medical technology, expanded hospital services, maintenance and expansion of physical infrastructure and the enhanced ability to hire & maintain skilled workforce.

Annual Taxes

- o Hackettstown Regional Medical Center pays in excess of \$620,900 annually in taxes including:
 - 0.53 Percent Assessment: \$485,300
 - Adjusted Admissions Assessment: \$91,800
 - Newborn Screening Fees: \$43,700
 - Other assessments such as New Jersey Poison Information & Education System (NJPIES) and Maternal and Child Health Consortium Assessment
 - In addition, hospitals routinely support their local municipalities through special payments in lieu of taxes.

SFY 2013 Charity Care Subsidy Shortfall



Hoboken University Medical Center

Annual Contributions to the Local and State Economy

- o Total Expenditures: \$158,171,000
- o 966 full-time equivalent jobs, including:
 - Nursing: 243
 - Therapy: 19
 - Radiology: 43
 - Pharmacy: 18
 - Pathology and Laboratory: 35
 - Dietary/Housekeeping/Maintenance: 130
- o Purchased Services of \$15,654,000, including:
 - Contracted Labor: \$8,820,000
 - Pharmaceutical Drugs: \$4,581,000
 - Dietary/Laundry/Housekeeping Supplies: \$201,000
 - Building Supplies: \$15,000
 - Utilities: \$2,037,000 including:
 - \$959,000 in Electric
 - \$397,000 in Oil & Gas
 - \$681,000 in Water/Sewage/Disposal
- o Total Employee Payroll: \$63,737,000
- o Estimated State Income Taxes Paid by Employees: \$3,521,500

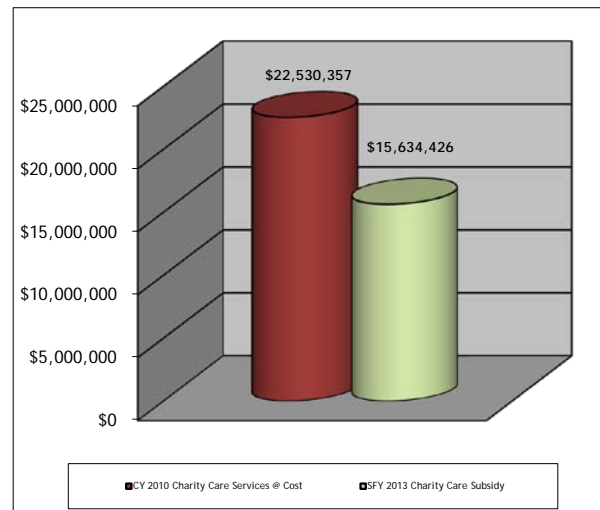
Annual Contributions as a Healthcare Safety Net

- o Hospitals also give back to the community by serving as the primary source of medical services for the state's 1.3 million uninsured, thus serving as the healthcare safety net for the most needy at a cost of over \$1.3 billion annually.
- o In 2011, uninsured patients presented at Hoboken University Medical Center on 69,032 occasions.
- o Hospitals provide a forum for non-salaried physicians to deliver services related to their individual practices.
- o New Jersey's general hospitals are predominantly not-for-profit entities — any excess revenue over expenses is returned to the community in the form of new medical technology, expanded hospital services, maintenance and expansion of physical infrastructure and the enhanced ability to hire & maintain skilled workforce.

Annual Taxes

- o Hoboken University Medical Center pays in excess of \$1,123,900 annually in taxes including:
 - 0.53 Percent Assessment: \$770,900
 - Adjusted Admissions Assessment: \$216,700
 - Newborn Screening Fees: \$136,300
 - Other assessments such as New Jersey Poison Information & Education System (NJPIES) and Maternal and Child Health Consortium Assessment
 - In addition, hospitals routinely support their local municipalities through special payments in lieu of taxes.

SFY 2013 Charity Care Subsidy Shortfall



Holy Name Medical Center

Annual Contributions to the Local and State Economy

- o Total Expenditures: \$281,437,000
- o 1,741 full-time equivalent jobs, including:
 - Nursing: 401
 - Therapy: 65
 - Radiology: 165
 - Pharmacy: 38
 - Pathology and Laboratory: 105
 - Dietary/Housekeeping/Maintenance: 190
- o Purchased Services of \$46,526,000, including:
 - Contracted Labor: \$19,264,000
 - Pharmaceutical Drugs: \$21,091,000
 - Dietary/Laundry/Housekeeping Supplies: \$2,165,000
 - Building Supplies: \$307,000
 - Utilities: \$3,699,000 including:
 - \$2,691,000 in Electric
 - \$454,000 in Oil & Gas
 - \$554,000 in Water/Sewage/Disposal
- o Total Employee Payroll: \$119,372,000
- o Estimated State Income Taxes Paid by Employees: \$6,595,300

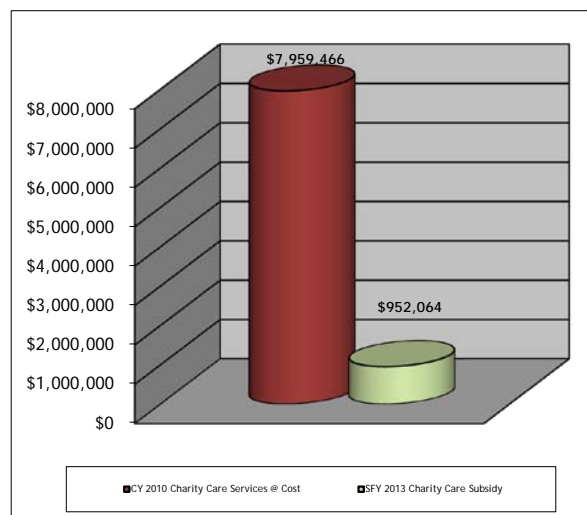
Annual Contributions as a Healthcare Safety Net

- o Hospitals also give back to the community by serving as the primary source of medical services for the state's 1.3 million uninsured, thus serving as the healthcare safety net for the most needy at a cost of over \$1.3 billion annually.
- o In 2011, uninsured patients presented at Holy Name Medical Center on 23,401 occasions.
- o Hospitals provide a forum for non-salaried physicians to deliver services related to their individual practices.
- o New Jersey's general hospitals are predominantly not-for-profit entities — any excess revenue over expenses is returned to the community in the form of new medical technology, expanded hospital services, maintenance and expansion of physical infrastructure and the enhanced ability to hire & maintain skilled workforce.

Annual Taxes

- o Holy Name Medical Center pays in excess of \$2,027,000 annually in taxes including:
 - 0.53 Percent Assessment: \$1,514,900
 - Adjusted Admissions Assessment: \$384,300
 - Newborn Screening Fees: \$127,800
 - Other assessments such as New Jersey Poison Information & Education System (NJPIES) and Maternal and Child Health Consortium Assessment
 - In addition, hospitals routinely support their local municipalities through special payments in lieu of taxes.

SFY 2013 Charity Care Subsidy Shortfall



Hunterdon Medical Center

Annual Contributions to the Local and State Economy

- o Total Expenditures: \$232,766,000
- o 1,632 full-time equivalent jobs, including:
 - Nursing: 253
 - Therapy: 66
 - Radiology: 80
 - Pharmacy: 25
 - Pathology and Laboratory: 66
 - Dietary/Housekeeping/Maintenance: 131
- o Purchased Services of \$12,763,000, including:
 - Contracted Labor: \$3,930,000
 - Pharmaceutical Drugs: \$4,480,000
 - Dietary/Laundry/Housekeeping Supplies: \$975,000
 - Building Supplies: \$247,000
 - Utilities: \$3,131,000 including:
 - \$1,973,000 in Electric
 - \$879,000 in Oil & Gas
 - \$279,000 in Water/Sewage/Disposal
- o Total Employee Payroll: \$111,173,000
- o Estimated State Income Taxes Paid by Employees: \$6,142,300

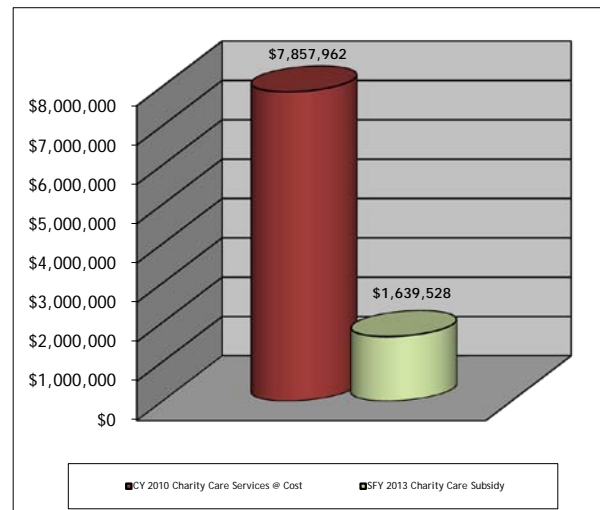
Annual Contributions as a Healthcare Safety Net

- o Hospitals also give back to the community by serving as the primary source of medical services for the state's 1.3 million uninsured, thus serving as the healthcare safety net for the most needy at a cost of over \$1.3 billion annually.
- o In 2011, uninsured patients presented at Hunterdon Medical Center on 31,022 occasions.
- o Hospitals provide a forum for non-salaried physicians to deliver services related to their individual practices.
- o New Jersey's general hospitals are predominantly not-for-profit entities — any excess revenue over expenses is returned to the community in the form of new medical technology, expanded hospital services, maintenance and expansion of physical infrastructure and the enhanced ability to hire & maintain skilled workforce.

Annual Taxes

- o Hunterdon Medical Center pays in excess of \$1,658,600 annually in taxes including:
 - 0.53 Percent Assessment: \$1,329,500
 - Adjusted Admissions Assessment: \$234,200
 - Newborn Screening Fees: \$94,900
 - Other assessments such as New Jersey Poison Information & Education System (NJPIES) and Maternal and Child Health Consortium Assessment
 - In addition, hospitals routinely support their local municipalities through special payments in lieu of taxes.

SFY 2013 Charity Care Subsidy Shortfall



Jersey City Medical Center

Annual Contributions to the Local and State Economy

- o Total Expenditures: \$320,995,000
- o 1,904 full-time equivalent jobs, including:
 - Nursing: 560
 - Therapy: 62
 - Radiology: 54
 - Pharmacy: 26
 - Pathology and Laboratory: 42
 - Dietary/Housekeeping/Maintenance: 159
- o Purchased Services of \$61,022,000, including:
 - Contracted Labor: \$47,379,000
 - Pharmaceutical Drugs: \$8,536,000
 - Dietary/Laundry/Housekeeping Supplies: \$1,997,000
 - Building Supplies: \$390,000
 - Utilities: \$2,720,000 including:
 - \$2,441,000 in Electric
 - \$0 in Oil & Gas
 - \$279,000 in Water/Sewage/Disposal
- o Total Employee Payroll: \$116,252,000
- o Estimated State Income Taxes Paid by Employees: \$6,422,900

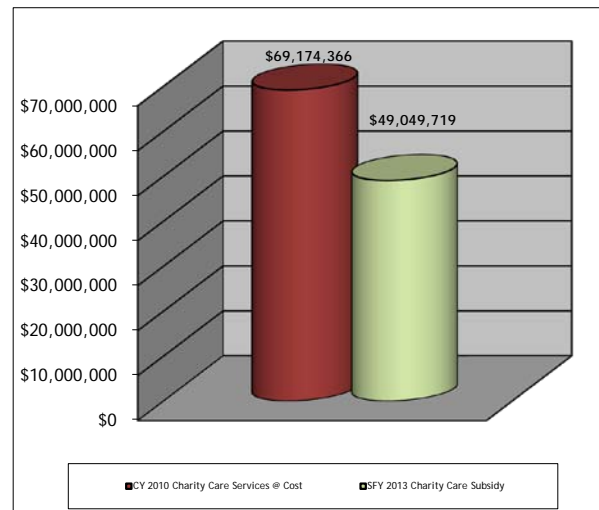
Annual Contributions as a Healthcare Safety Net

- o Hospitals also give back to the community by serving as the primary source of medical services for the state's 1.3 million uninsured, thus serving as the healthcare safety net for the most needy at a cost of over \$1.3 billion annually.
- o In 2011, uninsured patients presented at Jersey City Medical Center on 108,480 occasions.
- o Hospitals provide a forum for non-salaried physicians to deliver services related to their individual practices.
- o New Jersey's general hospitals are predominantly not-for-profit entities — any excess revenue over expenses is returned to the community in the form of new medical technology, expanded hospital services, maintenance and expansion of physical infrastructure and the enhanced ability to hire & maintain skilled workforce.

Annual Taxes

- o Jersey City Medical Center pays in excess of \$2,060,300 annually in taxes including:
 - 0.53 Percent Assessment: \$1,663,900
 - Adjusted Admissions Assessment: \$262,600
 - Newborn Screening Fees: \$133,700
 - Other assessments such as New Jersey Poison Information & Education System (NJPIES) and Maternal and Child Health Consortium Assessment
 - In addition, hospitals routinely support their local municipalities through special payments in lieu of taxes.

SFY 2013 Charity Care Subsidy Shortfall



Jersey Shore University Medical Center

Annual Contributions to the Local and State Economy

- o Total Expenditures: \$559,260,000
- o 2,995 full-time equivalent jobs, including:
 - Nursing: 919
 - Therapy: 82
 - Radiology: 141
 - Pharmacy: 78
 - Pathology and Laboratory: 100
 - Dietary/Housekeeping/Maintenance: 277
- o Purchased Services of \$62,052,000, including:
 - Contracted Labor: \$26,486,000
 - Pharmaceutical Drugs: \$22,140,000
 - Dietary/Laundry/Housekeeping Supplies: \$5,063,000
 - Building Supplies: \$754,000
 - Utilities: \$7,609,000 including:
 - \$3,523,000 in Electric
 - \$3,561,000 in Oil & Gas
 - \$525,000 in Water/Sewage/Disposal
- o Total Employee Payroll: \$203,246,000
- o Estimated State Income Taxes Paid by Employees: \$11,229,300

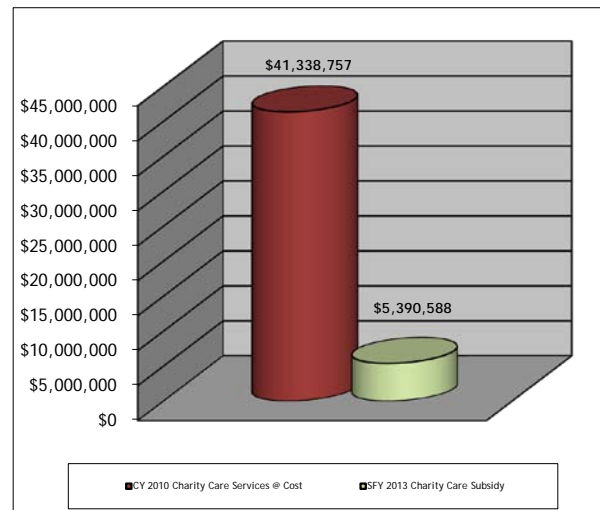
Annual Contributions as a Healthcare Safety Net

- o Hospitals also give back to the community by serving as the primary source of medical services for the state's 1.3 million uninsured, thus serving as the healthcare safety net for the most needy at a cost of over \$1.3 billion annually.
- o In 2011, uninsured patients presented at Jersey Shore University Medical Center on 41,518 occasions.
- o Hospitals provide a forum for non-salaried physicians to deliver services related to their individual practices.
- o New Jersey's general hospitals are predominantly not-for-profit entities — any excess revenue over expenses is returned to the community in the form of new medical technology, expanded hospital services, maintenance and expansion of physical infrastructure and the enhanced ability to hire & maintain skilled workforce.

Annual Taxes

- o Jersey Shore University Medical Center pays in excess of \$3,724,600 annually in taxes including:
 - 0.53 Percent Assessment: \$3,158,000
 - Adjusted Admissions Assessment: \$417,900
 - Newborn Screening Fees: \$148,700
 - Other assessments such as New Jersey Poison Information & Education System (NJPIES) and Maternal and Child Health Consortium Assessment
 - In addition, hospitals routinely support their local municipalities through special payments in lieu of taxes.

SFY 2013 Charity Care Subsidy Shortfall



JFK Medical Center

Annual Contributions to the Local and State Economy

- o Total Expenditures: \$377,039,000
- o Purchased Services of \$76,733,000, including:
 - Contracted Labor: \$50,980,000
 - Pharmaceutical Drugs: \$19,137,000
 - Dietary/Laundry/Housekeeping Supplies: \$2,419,000
 - Building Supplies: \$303,000
 - Utilities: \$3,894,000 including:
 - \$2,949,000 in Electric
 - \$558,000 in Oil & Gas
 - \$387,000 in Water/Sewage/Disposal
- o 2,606 full-time equivalent jobs, including:
 - Nursing: 525
 - Therapy: 37
 - Radiology: 134
 - Pharmacy: 57
 - Pathology and Laboratory: 119
 - Dietary/Housekeeping/Maintenance: 263
- o Total Employee Payroll: \$158,803,000
- o Estimated State Income Taxes Paid by Employees: \$8,773,900

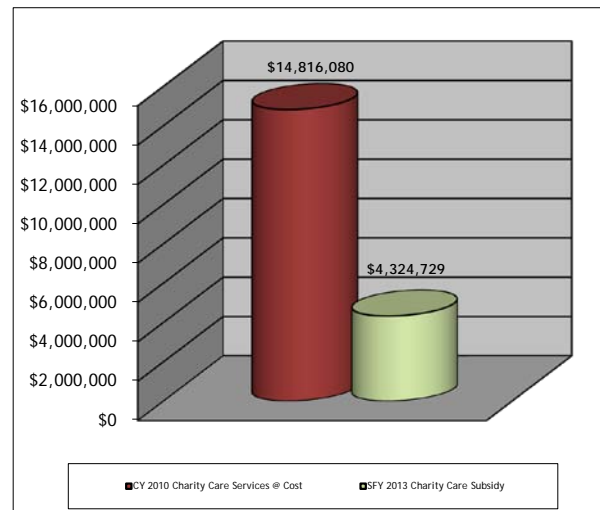
Annual Contributions as a Healthcare Safety Net

- o Hospitals also give back to the community by serving as the primary source of medical services for the state's 1.3 million uninsured, thus serving as the healthcare safety net for the most needy at a cost of over \$1.3 billion annually.
- o In 2011, uninsured patients presented at JFK Medical Center on 18,770 occasions.
- o Hospitals provide a forum for non-salaried physicians to deliver services related to their individual practices.
- o New Jersey's general hospitals are predominantly not-for-profit entities — any excess revenue over expenses is returned to the community in the form of new medical technology, expanded hospital services, maintenance and expansion of physical infrastructure and the enhanced ability to hire & maintain skilled workforce.

Annual Taxes

- o JFK Medical Center pays in excess of \$2,606,800 annually in taxes including:
 - 0.53 Percent Assessment: \$2,040,500
 - Adjusted Admissions Assessment: \$347,900
 - Newborn Screening Fees: \$218,400
 - Other assessments such as New Jersey Poison Information & Education System (NJPIES) and Maternal and Child Health Consortium Assessment
 - In addition, hospitals routinely support their local municipalities through special payments in lieu of taxes.

SFY 2013 Charity Care Subsidy Shortfall



Kennedy University Hospital - Cherry Hill

Annual Contributions to the Local and State Economy

- o Total Expenditures: \$119,486,000
- o Purchased Services of \$14,898,000, including:
 - Contracted Labor: \$8,203,000
 - Pharmaceutical Drugs: \$3,578,000
 - Dietary/Laundry/Housekeeping Supplies: \$1,466,000
 - Building Supplies: \$12,000
 - Utilities: \$1,639,000 including:
 - \$1,157,000 in Electric
 - \$154,000 in Oil & Gas
 - \$328,000 in Water/Sewage/Disposal
- o 765 full-time equivalent jobs, including:
 - Nursing: 239
 - Therapy: 22
 - Radiology: 47
 - Pharmacy: 18
 - Pathology and Laboratory: 33
 - Dietary/Housekeeping/Maintenance: 92
- o Total Employee Payroll: \$46,449,000
- o Estimated State Income Taxes Paid by Employees: \$2,566,300

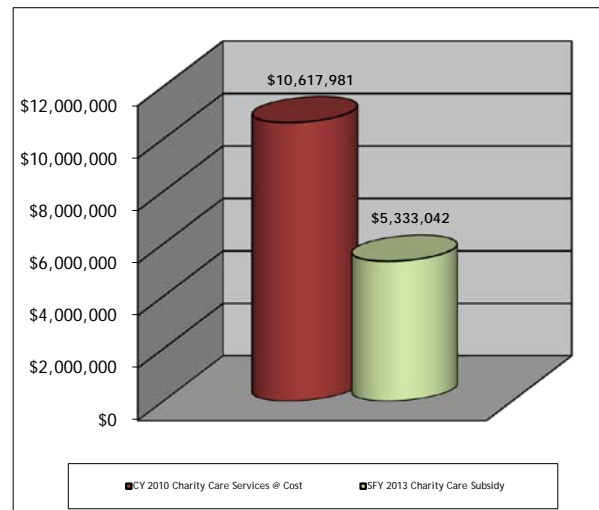
Annual Contributions as a Healthcare Safety Net

- o Hospitals also give back to the community by serving as the primary source of medical services for the state's 1.3 million uninsured, thus serving as the healthcare safety net for the most needy at a cost of over \$1.3 billion annually.
- o In 2011, uninsured patients presented at Kennedy University Hospital - Cherry Hill on 10,574 occasions.
- o Hospitals provide a forum for non-salaried physicians to deliver services related to their individual practices.
- o New Jersey's general hospitals are predominantly not-for-profit entities — any excess revenue over expenses is returned to the community in the form of new medical technology, expanded hospital services, maintenance and expansion of physical infrastructure and the enhanced ability to hire & maintain skilled workforce.

Annual Taxes

- o Kennedy University Hospital - Cherry Hill pays in excess of \$762,900 annually in taxes including:
 - 0.53 Percent Assessment: \$654,700
 - Adjusted Admissions Assessment: \$108,200
 - Newborn Screening Fees: \$0
 - Other assessments such as New Jersey Poison Information & Education System (NJPIES) and Maternal and Child Health Consortium Assessment
 - In addition, hospitals routinely support their local municipalities through special payments in lieu of taxes.

SFY 2013 Charity Care Subsidy Shortfall



Kennedy University Hospital - Stratford

Annual Contributions to the Local and State Economy

- o Total Expenditures: \$140,705,000
- o Purchased Services of \$17,940,000, including:
 - Contracted Labor: \$9,250,000
 - Pharmaceutical Drugs: \$5,435,000
 - Dietary/Laundry/Housekeeping Supplies: \$1,249,000
 - Building Supplies: \$15,000
 - Utilities: \$1,991,000 including:
 - \$1,190,000 in Electric
 - \$432,000 in Oil & Gas
 - \$369,000 in Water/Sewage/Disposal
- o 808 full-time equivalent jobs, including:
 - Nursing: 171
 - Therapy: 20
 - Radiology: 52
 - Pharmacy: 22
 - Pathology and Laboratory: 32
 - Dietary/Housekeeping/Maintenance: 99
- o Total Employee Payroll: \$50,010,000
- o Estimated State Income Taxes Paid by Employees: \$2,763,100

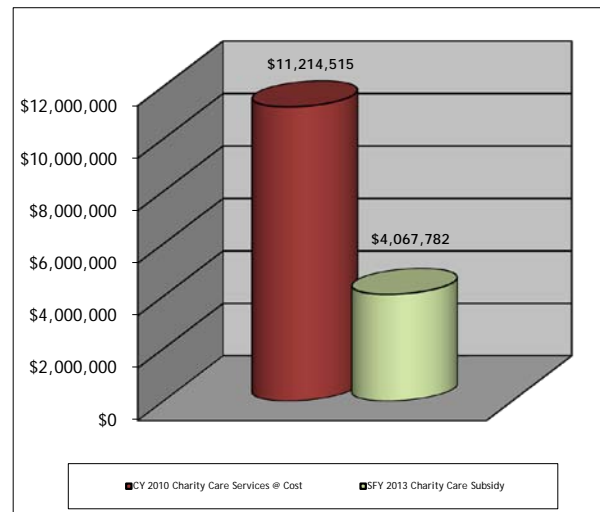
Annual Contributions as a Healthcare Safety Net

- o Hospitals also give back to the community by serving as the primary source of medical services for the state's 1.3 million uninsured, thus serving as the healthcare safety net for the most needy at a cost of over \$1.3 billion annually.
- o In 2011, uninsured patients presented at Kennedy University Hospital - Stratford on 16,034 occasions.
- o Hospitals provide a forum for non-salaried physicians to deliver services related to their individual practices.
- o New Jersey's general hospitals are predominantly not-for-profit entities — any excess revenue over expenses is returned to the community in the form of new medical technology, expanded hospital services, maintenance and expansion of physical infrastructure and the enhanced ability to hire & maintain skilled workforce.

Annual Taxes

- o Kennedy University Hospital - Stratford pays in excess of \$779,200 annually in taxes including:
 - 0.53 Percent Assessment: \$667,300
 - Adjusted Admissions Assessment: \$111,900
 - Newborn Screening Fees: \$0
 - Other assessments such as New Jersey Poison Information & Education System (NJPIES) and Maternal and Child Health Consortium Assessment
 - In addition, hospitals routinely support their local municipalities through special payments in lieu of taxes.

SFY 2013 Charity Care Subsidy Shortfall



Kennedy University Hospital - Washington Township

Annual Contributions to the Local and State Economy

- o Total Expenditures: \$233,179,000
- o 1,286 full-time equivalent jobs, including:
 - Nursing: 358
 - Therapy: 31
 - Radiology: 118
 - Pharmacy: 27
 - Pathology and Laboratory: 59
 - Dietary/Housekeeping/Maintenance: 129
- o Purchased Services of \$32,855,000, including:
 - Contracted Labor: \$17,983,000
 - Pharmaceutical Drugs: \$9,665,000
 - Dietary/Laundry/Housekeeping Supplies: \$1,865,000
 - Building Supplies: \$15,000
 - Utilities: \$3,327,000 including:
 - \$2,324,000 in Electric
 - \$519,000 in Oil & Gas
 - \$484,000 in Water/Sewage/Disposal
- o Total Employee Payroll: \$81,645,000
- o Estimated State Income Taxes Paid by Employees: \$4,510,900

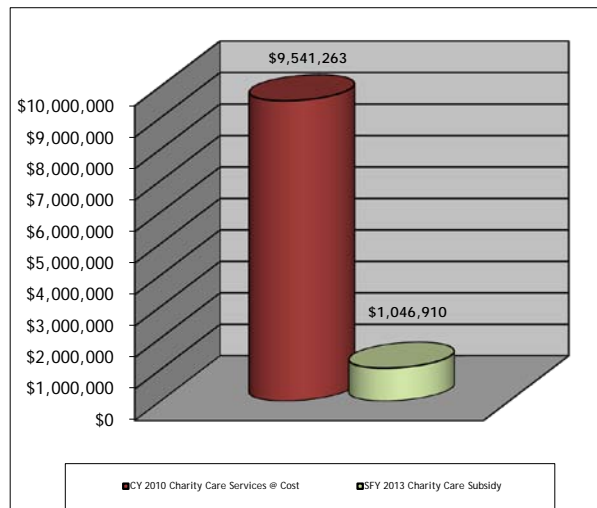
Annual Contributions as a Healthcare Safety Net

- o Hospitals also give back to the community by serving as the primary source of medical services for the state's 1.3 million uninsured, thus serving as the healthcare safety net for the most needy at a cost of over \$1.3 billion annually.
- o In 2011, uninsured patients presented at Kennedy University Hospital - Washington Township on 15,310 occasions.
- o Hospitals provide a forum for non-salaried physicians to deliver services related to their individual practices.
- o New Jersey's general hospitals are predominantly not-for-profit entities — any excess revenue over expenses is returned to the community in the form of new medical technology, expanded hospital services, maintenance and expansion of physical infrastructure and the enhanced ability to hire & maintain skilled workforce.

Annual Taxes

- o Kennedy University Hospital - Washington Township pays in excess of \$1,664,600 annually in taxes
 - 0.53 Percent Assessment: \$1,325,500
 - Adjusted Admissions Assessment: \$234,900
 - Newborn Screening Fees: \$104,200
 - Other assessments such as New Jersey Poison Information & Education System (NJPIES) and Maternal and Child Health Consortium Assessment
 - In addition, hospitals routinely support their local municipalities through special payments in lieu of taxes.

SFY 2013 Charity Care Subsidy Shortfall



Kimball Medical Center

Annual Contributions to the Local and State Economy

- o Total Expenditures: \$158,520,000
- o 976 full-time equivalent jobs, including:
 - Nursing: 293
 - Therapy: 78
 - Radiology: 51
 - Pharmacy: 32
 - Pathology and Laboratory: 42
 - Dietary/Housekeeping/Maintenance: 118
- o Purchased Services of \$26,104,000, including:
 - Contracted Labor: \$12,751,000
 - Pharmaceutical Drugs: \$7,998,000
 - Dietary/Laundry/Housekeeping Supplies: \$2,611,000
 - Building Supplies: \$326,000
 - Utilities: \$2,418,000 including:
 - \$1,373,000 in Electric
 - \$556,000 in Oil & Gas
 - \$489,000 in Water/Sewage/Disposal
- o Total Employee Payroll: \$63,992,000
- o Estimated State Income Taxes Paid by Employees: \$3,535,600

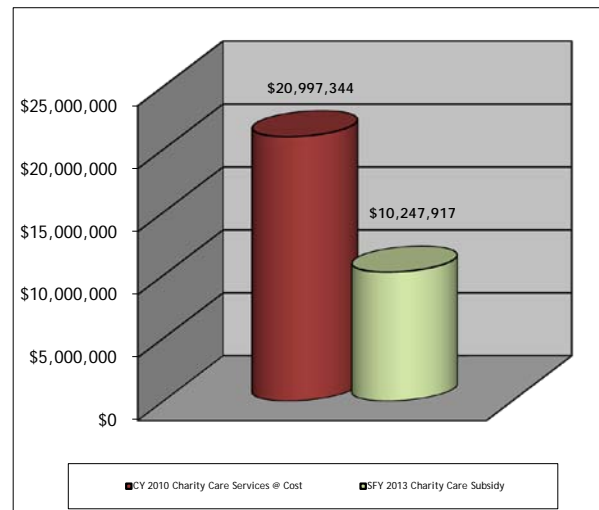
Annual Contributions as a Healthcare Safety Net

- o Hospitals also give back to the community by serving as the primary source of medical services for the state's 1.3 million uninsured, thus serving as the healthcare safety net for the most needy at a cost of over \$1.3 billion annually.
- o In 2011, uninsured patients presented at Kimball Medical Center on 24,937 occasions.
- o Hospitals provide a forum for non-salaried physicians to deliver services related to their individual practices.
- o New Jersey's general hospitals are predominantly not-for-profit entities — any excess revenue over expenses is returned to the community in the form of new medical technology, expanded hospital services, maintenance and expansion of physical infrastructure and the enhanced ability to hire & maintain skilled workforce.

Annual Taxes

- o Kimball Medical Center pays in excess of \$1,042,000 annually in taxes including:
 - 0.53 Percent Assessment: \$764,200
 - Adjusted Admissions Assessment: \$177,900
 - Newborn Screening Fees: \$100,000
 - Other assessments such as New Jersey Poison Information & Education System (NJPIES) and Maternal and Child Health Consortium Assessment
 - In addition, hospitals routinely support their local municipalities through special payments in lieu of taxes.

SFY 2013 Charity Care Subsidy Shortfall



Lourdes Medical Center of Burlington County

Annual Contributions to the Local and State Economy

- o Total Expenditures: \$114,036,000
- o 613 full-time equivalent jobs, including:
 - Nursing: 180
 - Therapy: 40
 - Radiology: 11
 - Pharmacy: 0
 - Pathology and Laboratory: 30
 - Dietary/Housekeeping/Maintenance: 47
- o Purchased Services of \$26,021,000, including:
 - Contracted Labor: \$20,288,000
 - Pharmaceutical Drugs: \$2,930,000
 - Dietary/Laundry/Housekeeping Supplies: \$1,242,000
 - Building Supplies: \$0
 - Utilities: \$1,561,000 including:
 - \$1,182,000 in Electric
 - \$242,000 in Oil & Gas
 - \$137,000 in Water/Sewage/Disposal
- o Total Employee Payroll: \$39,941,000
- o Estimated State Income Taxes Paid by Employees: \$2,206,700

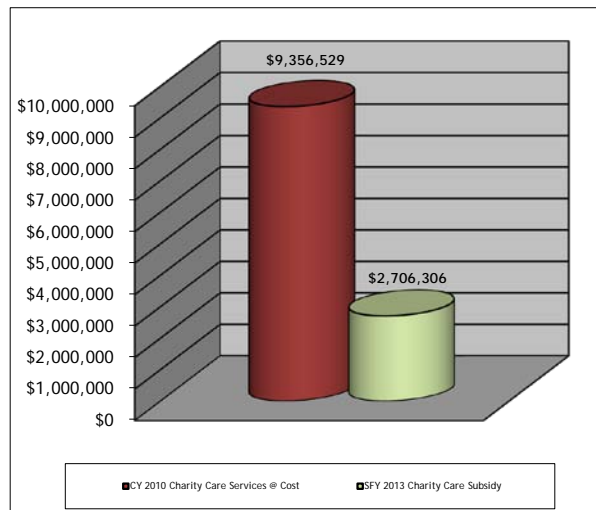
Annual Contributions as a Healthcare Safety Net

- o Hospitals also give back to the community by serving as the primary source of medical services for the state's 1.3 million uninsured, thus serving as the healthcare safety net for the most needy at a cost of over \$1.3 billion annually.
- o In 2011, uninsured patients presented at Lourdes Medical Center of Burlington County on 16,567 occasions.
- o Hospitals provide a forum for non-salaried physicians to deliver services related to their individual practices.
- o New Jersey's general hospitals are predominantly not-for-profit entities — any excess revenue over expenses is returned to the community in the form of new medical technology, expanded hospital services, maintenance and expansion of physical infrastructure and the enhanced ability to hire & maintain skilled workforce.

Annual Taxes

- o Lourdes Medical Center of Burlington County pays in excess of \$734,200 annually in taxes including:
 - 0.53 Percent Assessment: \$613,200
 - Adjusted Admissions Assessment: \$121,000
 - Newborn Screening Fees: \$0
 - Other assessments such as New Jersey Poison Information & Education System (NJPIES) and Maternal and Child Health Consortium Assessment
 - In addition, hospitals routinely support their local municipalities through special payments in lieu of taxes.

SFY 2013 Charity Care Subsidy Shortfall



Meadowlands Hospital Medical Center

Annual Contributions to the Local and State Economy

- o Total Expenditures: \$83,161,000
- o Purchased Services of \$11,212,000, including:
 - Contracted Labor: \$7,189,000
 - Pharmaceutical Drugs: \$2,110,000
 - Dietary/Laundry/Housekeeping Supplies: \$727,000
 - Building Supplies: \$0
 - Utilities: \$1,186,000 including:
 - \$1,135,000 in Electric
 - \$0 in Oil & Gas
 - \$51,000 in Water/Sewage/Disposal
- o 594 full-time equivalent jobs, including:
 - Nursing: 154
 - Therapy: 29
 - Radiology: 32
 - Pharmacy: 15
 - Pathology and Laboratory: 22
 - Dietary/Housekeeping/Maintenance: 57
- o Total Employee Payroll: \$36,316,000
- o Estimated State Income Taxes Paid by Employees: \$2,006,500

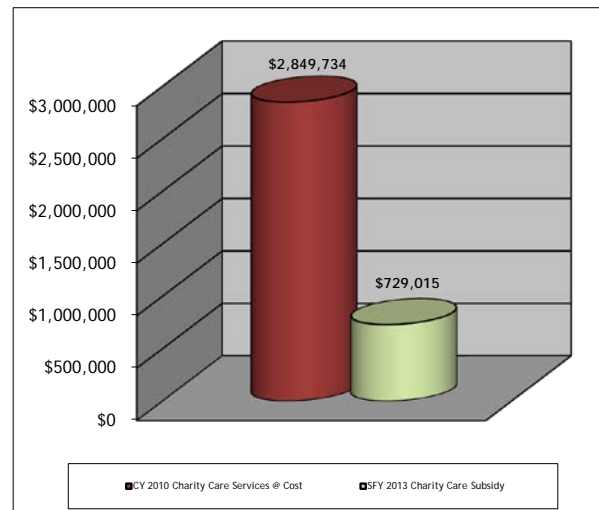
Annual Contributions as a Healthcare Safety Net

- o Hospitals also give back to the community by serving as the primary source of medical services for the state's 1.3 million uninsured, thus serving as the healthcare safety net for the most needy at a cost of over \$1.3 billion annually.
- o In 2011, uninsured patients presented at Meadowlands Hospital Medical Center on 5,451 occasions.
- o Hospitals provide a forum for non-salaried physicians to deliver services related to their individual practices.
- o New Jersey's general hospitals are predominantly not-for-profit entities — any excess revenue over expenses is returned to the community in the form of new medical technology, expanded hospital services, maintenance and expansion of physical infrastructure and the enhanced ability to hire & maintain skilled workforce.

Annual Taxes

- o Meadowlands Hospital Medical Center pays in excess of \$651,900 annually in taxes including:
 - 0.53 Percent Assessment: \$485,300
 - Adjusted Admissions Assessment: \$113,800
 - Newborn Screening Fees: \$52,800
 - Other assessments such as New Jersey Poison Information & Education System (NJPIES) and Maternal and Child Health Consortium Assessment
 - In addition, hospitals routinely support their local municipalities through special payments in lieu of taxes.

SFY 2013 Charity Care Subsidy Shortfall



Memorial Hospital of Salem County, Inc.

Annual Contributions to the Local and State Economy

- o Total Expenditures: \$79,025,000
- o 353 full-time equivalent jobs, including:
 - Nursing: 99
 - Therapy: 14
 - Radiology: 24
 - Pharmacy: 12
 - Pathology and Laboratory: 27
 - Dietary/Housekeeping/Maintenance: 29
- o Purchased Services of \$11,164,000, including:
 - Contracted Labor: \$7,477,000
 - Pharmaceutical Drugs: \$1,858,000
 - Dietary/Laundry/Housekeeping Supplies: \$112,000
 - Building Supplies: \$45,000
 - Utilities: \$1,672,000 including:
 - \$1,103,000 in Electric
 - \$287,000 in Oil & Gas
 - \$282,000 in Water/Sewage/Disposal
- o Total Employee Payroll: \$21,067,000
- o Estimated State Income Taxes Paid by Employees: \$1,164,000

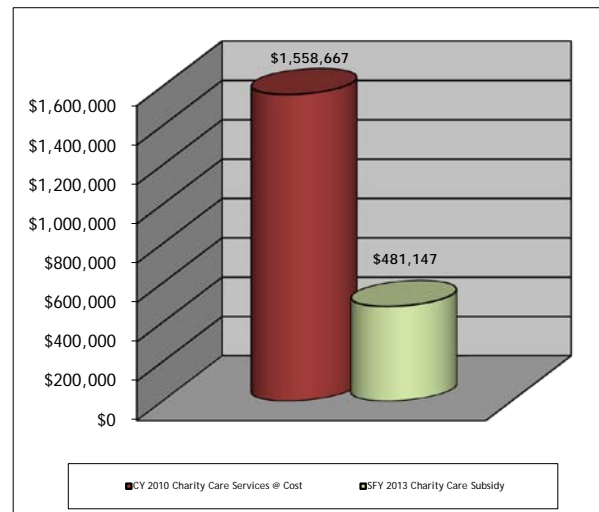
Annual Contributions as a Healthcare Safety Net

- o Hospitals also give back to the community by serving as the primary source of medical services for the state's 1.3 million uninsured, thus serving as the healthcare safety net for the most needy at a cost of over \$1.3 billion annually.
- o In 2011, uninsured patients presented at Memorial Hospital of Salem County, Inc. on 6,166 occasions.
- o Hospitals provide a forum for non-salaried physicians to deliver services related to their individual practices.
- o New Jersey's general hospitals are predominantly not-for-profit entities — any excess revenue over expenses is returned to the community in the form of new medical technology, expanded hospital services, maintenance and expansion of physical infrastructure and the enhanced ability to hire & maintain skilled workforce.

Annual Taxes

- o Memorial Hospital of Salem County, Inc. pays in excess of \$477,600 annually in taxes including:
 - 0.53 Percent Assessment: \$362,100
 - Adjusted Admissions Assessment: \$99,500
 - Newborn Screening Fees: \$15,900
 - Other assessments such as New Jersey Poison Information & Education System (NJPIES) and Maternal and Child Health Consortium Assessment
 - In addition, hospitals routinely support their local municipalities through special payments in lieu of taxes.

SFY 2013 Charity Care Subsidy Shortfall



Monmouth Medical Center

Annual Contributions to the Local and State Economy

- o Total Expenditures: \$308,821,000
- o 1,763 full-time equivalent jobs, including:
 - Nursing: 499
 - Therapy: 48
 - Radiology: 76
 - Pharmacy: 35
 - Pathology and Laboratory: 71
 - Dietary/Housekeeping/Maintenance: 193
- o Purchased Services of \$46,355,000, including:
 - Contracted Labor: \$23,874,000
 - Pharmaceutical Drugs: \$11,934,000
 - Dietary/Laundry/Housekeeping Supplies: \$3,887,000
 - Building Supplies: \$428,000
 - Utilities: \$6,232,000 including:
 - \$3,229,000 in Electric
 - \$1,879,000 in Oil & Gas
 - \$1,124,000 in Water/Sewage/Disposal
- o Total Employee Payroll: \$115,751,000
- o Estimated State Income Taxes Paid by Employees: \$6,395,200

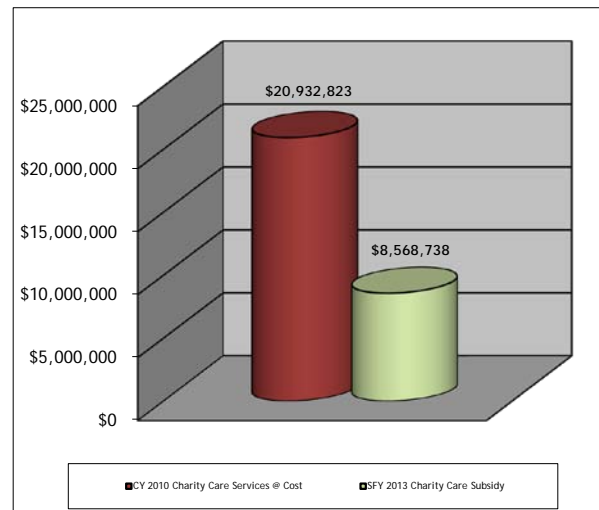
Annual Contributions as a Healthcare Safety Net

- o Hospitals also give back to the community by serving as the primary source of medical services for the state's 1.3 million uninsured, thus serving as the healthcare safety net for the most needy at a cost of over \$1.3 billion annually.
- o In 2011, uninsured patients presented at Monmouth Medical Center on 21,818 occasions.
- o Hospitals provide a forum for non-salaried physicians to deliver services related to their individual practices.
- o New Jersey's general hospitals are predominantly not-for-profit entities — any excess revenue over expenses is returned to the community in the form of new medical technology, expanded hospital services, maintenance and expansion of physical infrastructure and the enhanced ability to hire & maintain skilled workforce.

Annual Taxes

- o Monmouth Medical Center pays in excess of \$2,748,800 annually in taxes including:
 - 0.53 Percent Assessment: \$1,778,600
 - Adjusted Admissions Assessment: \$386,000
 - Newborn Screening Fees: \$584,200
 - Other assessments such as New Jersey Poison Information & Education System (NJPIES) and Maternal and Child Health Consortium Assessment
 - In addition, hospitals routinely support their local municipalities through special payments in lieu of taxes.

SFY 2013 Charity Care Subsidy Shortfall



Morristown Medical Center

Annual Contributions to the Local and State Economy

- o Total Expenditures: \$751,410,000
- o 4,751 full-time equivalent jobs, including:
 - Nursing: 1,096
 - Therapy: 226
 - Radiology: 225
 - Pharmacy: 103
 - Pathology and Laboratory: 141
 - Dietary/Housekeeping/Maintenance: 420
- o Purchased Services of \$67,135,000, including:
 - Contracted Labor: \$15,355,000
 - Pharmaceutical Drugs: \$34,430,000
 - Dietary/Laundry/Housekeeping Supplies: \$3,867,000
 - Building Supplies: \$733,000
 - Utilities: \$12,750,000 including:
 - \$7,029,000 in Electric
 - \$3,654,000 in Oil & Gas
 - \$2,067,000 in Water/Sewage/Disposal
- o Total Employee Payroll: \$330,927,000
- o Estimated State Income Taxes Paid by Employees: \$18,283,700

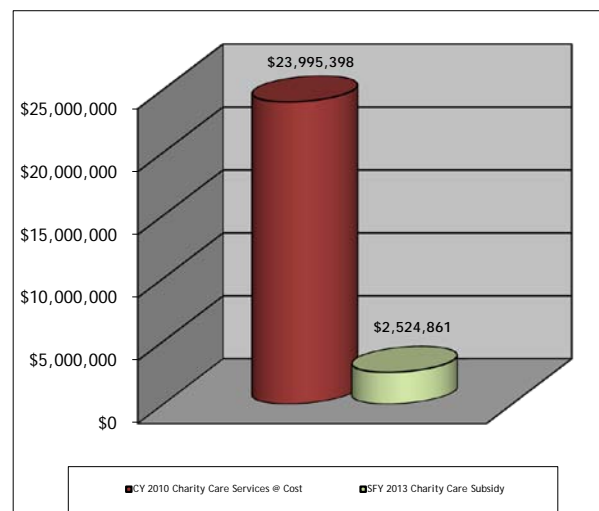
Annual Contributions as a Healthcare Safety Net

- o Hospitals also give back to the community by serving as the primary source of medical services for the state's 1.3 million uninsured, thus serving as the healthcare safety net for the most needy at a cost of over \$1.3 billion annually.
- o In 2011, uninsured patients presented at Morristown Medical Center on 35,649 occasions.
- o Hospitals provide a forum for non-salaried physicians to deliver services related to their individual practices.
- o New Jersey's general hospitals are predominantly not-for-profit entities — any excess revenue over expenses is returned to the community in the form of new medical technology, expanded hospital services, maintenance and expansion of physical infrastructure and the enhanced ability to hire & maintain skilled workforce.

Annual Taxes

- o Morristown Medical Center pays in excess of \$4,976,800 annually in taxes including:
 - 0.53 Percent Assessment: \$4,072,200
 - Adjusted Admissions Assessment: \$553,800
 - Newborn Screening Fees: \$350,800
 - Other assessments such as New Jersey Poison Information & Education System (NJPIES) and Maternal and Child Health Consortium Assessment
 - In addition, hospitals routinely support their local municipalities through special payments in lieu of taxes.

SFY 2013 Charity Care Subsidy Shortfall



Newark Beth Israel Medical Center

Annual Contributions to the Local and State Economy

- o Total Expenditures: \$565,072,000
- o 2,586 full-time equivalent jobs, including:
 - Nursing: 662
 - Therapy: 144
 - Radiology: 86
 - Pharmacy: 46
 - Pathology and Laboratory: 80
 - Dietary/Housekeeping/Maintenance: 205
- o Purchased Services of \$73,743,000, including:
 - Contracted Labor: \$37,959,000
 - Pharmaceutical Drugs: \$22,479,000
 - Dietary/Laundry/Housekeeping Supplies: \$4,725,000
 - Building Supplies: \$1,044,000
 - Utilities: \$7,536,000 including:
 - \$4,067,000 in Electric
 - \$2,616,000 in Oil & Gas
 - \$853,000 in Water/Sewage/Disposal
- o Total Employee Payroll: \$248,722,000
- o Estimated State Income Taxes Paid by Employees: \$13,741,900

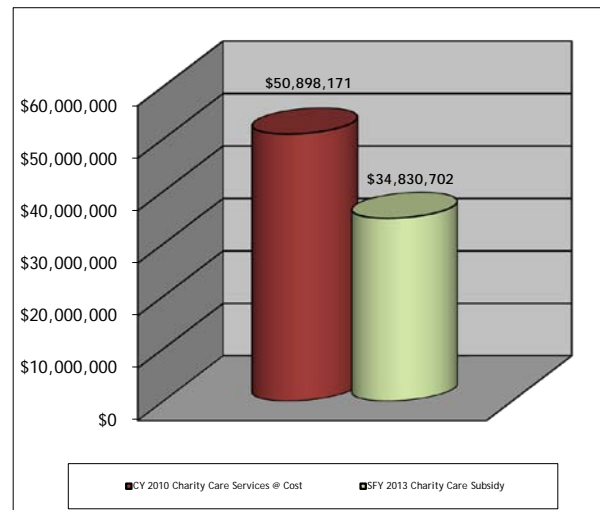
Annual Contributions as a Healthcare Safety Net

- o Hospitals also give back to the community by serving as the primary source of medical services for the state's 1.3 million uninsured, thus serving as the healthcare safety net for the most needy at a cost of over \$1.3 billion annually.
- o In 2011, uninsured patients presented at Newark Beth Israel Medical Center on 63,802 occasions.
- o Hospitals provide a forum for non-salaried physicians to deliver services related to their individual practices.
- o New Jersey's general hospitals are predominantly not-for-profit entities — any excess revenue over expenses is returned to the community in the form of new medical technology, expanded hospital services, maintenance and expansion of physical infrastructure and the enhanced ability to hire & maintain skilled workforce.

Annual Taxes

- o Newark Beth Israel Medical Center pays in excess of \$3,918,200 annually in taxes including:
 - 0.53 Percent Assessment: \$3,211,700
 - Adjusted Admissions Assessment: \$345,900
 - Newborn Screening Fees: \$360,600
 - Other assessments such as New Jersey Poison Information & Education System (NJPIES) and Maternal and Child Health Consortium Assessment
 - In addition, hospitals routinely support their local municipalities through special payments in lieu of taxes.

SFY 2013 Charity Care Subsidy Shortfall



Newton Medical Center

Annual Contributions to the Local and State Economy

- o Total Expenditures: \$126,725,000
- o 822 full-time equivalent jobs, including:
 - Nursing: 242
 - Therapy: 32
 - Radiology: 34
 - Pharmacy: 15
 - Pathology and Laboratory: 52
 - Dietary/Housekeeping/Maintenance: 80
- o Purchased Services of \$21,216,000, including:
 - Contracted Labor: \$14,419,000
 - Pharmaceutical Drugs: \$4,313,000
 - Dietary/Laundry/Housekeeping Supplies: \$180,000
 - Building Supplies: \$45,000
 - Utilities: \$2,259,000 including:
 - \$1,473,000 in Electric
 - \$383,000 in Oil & Gas
 - \$403,000 in Water/Sewage/Disposal
- o Total Employee Payroll: \$51,999,000
- o Estimated State Income Taxes Paid by Employees: \$2,872,900

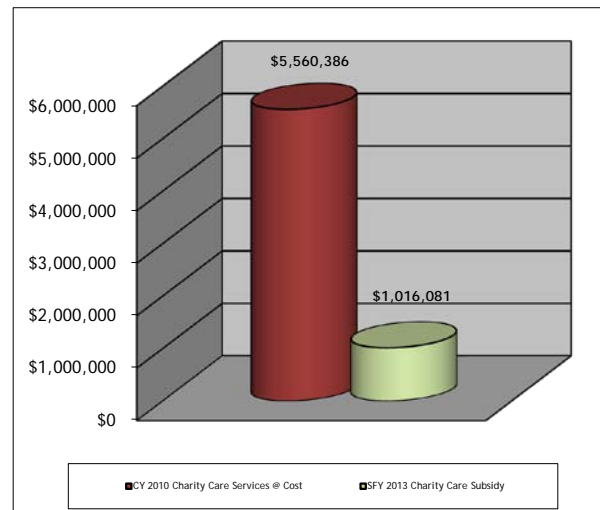
Annual Contributions as a Healthcare Safety Net

- o Hospitals also give back to the community by serving as the primary source of medical services for the state's 1.3 million uninsured, thus serving as the healthcare safety net for the most needy at a cost of over \$1.3 billion annually.
- o In 2011, uninsured patients presented at Newton Medical Center on 21,652 occasions.
- o Hospitals provide a forum for non-salaried physicians to deliver services related to their individual practices.
- o New Jersey's general hospitals are predominantly not-for-profit entities — any excess revenue over expenses is returned to the community in the form of new medical technology, expanded hospital services, maintenance and expansion of physical infrastructure and the enhanced ability to hire & maintain skilled workforce.

Annual Taxes

- o Newton Medical Center pays in excess of \$856,600 annually in taxes including:
 - 0.53 Percent Assessment: \$685,300
 - Adjusted Admissions Assessment: \$130,000
 - Newborn Screening Fees: \$41,200
 - Other assessments such as New Jersey Poison Information & Education System (NJPIES) and Maternal and Child Health Consortium Assessment
 - In addition, hospitals routinely support their local municipalities through special payments in lieu of taxes.

SFY 2013 Charity Care Subsidy Shortfall



* 2010 New Jersey Acute Care Hospital Cost Report Data.

Ocean Medical Center

Annual Contributions to the Local and State Economy

- o Total Expenditures: \$216,686,000
- o 1,327 full-time equivalent jobs, including:
 - Nursing: 393
 - Therapy: 74
 - Radiology: 95
 - Pharmacy: 35
 - Pathology and Laboratory: 48
 - Dietary/Housekeeping/Maintenance: 118
- o Purchased Services of \$25,042,000, including:
 - Contracted Labor: \$10,096,000
 - Pharmaceutical Drugs: \$9,948,000
 - Dietary/Laundry/Housekeeping Supplies: \$1,580,000
 - Building Supplies: \$261,000
 - Utilities: \$3,157,000 including:
 - \$2,144,000 in Electric
 - \$681,000 in Oil & Gas
 - \$332,000 in Water/Sewage/Disposal
- o Total Employee Payroll: \$88,942,000
- o Estimated State Income Taxes Paid by Employees: \$4,914,000

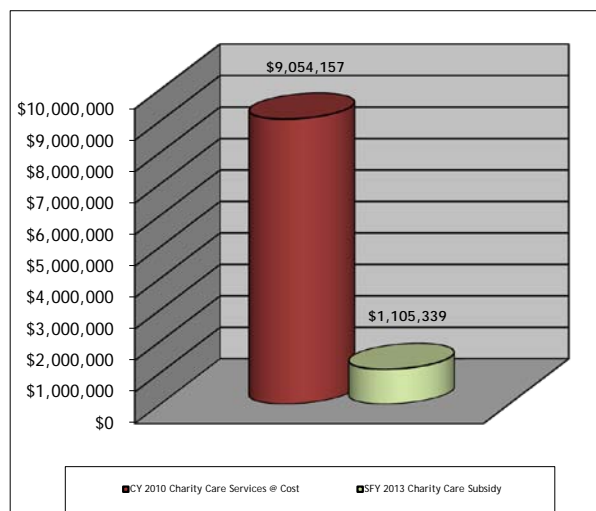
Annual Contributions as a Healthcare Safety Net

- o Hospitals also give back to the community by serving as the primary source of medical services for the state's 1.3 million uninsured, thus serving as the healthcare safety net for the most needy at a cost of over \$1.3 billion annually.
- o In 2011, uninsured patients presented at Ocean Medical Center on 20,046 occasions.
- o Hospitals provide a forum for non-salaried physicians to deliver services related to their individual practices.
- o New Jersey's general hospitals are predominantly not-for-profit entities — any excess revenue over expenses is returned to the community in the form of new medical technology, expanded hospital services, maintenance and expansion of physical infrastructure and the enhanced ability to hire & maintain skilled workforce.

Annual Taxes

- o Ocean Medical Center pays in excess of \$1,562,300 annually in taxes including:
 - 0.53 Percent Assessment: \$1,234,700
 - Adjusted Admissions Assessment: \$228,400
 - Newborn Screening Fees: \$99,100
 - Other assessments such as New Jersey Poison Information & Education System (NJPIES) and Maternal and Child Health Consortium Assessment
 - In addition, hospitals routinely support their local municipalities through special payments in lieu of taxes.

SFY 2013 Charity Care Subsidy Shortfall



Our Lady of Lourdes Medical Center

Annual Contributions to the Local and State Economy

- o Total Expenditures: \$263,182,000
- o 1,446 full-time equivalent jobs, including:
 - Nursing: 426
 - Therapy: 79
 - Radiology: 10
 - Pharmacy: 28
 - Pathology and Laboratory: 65
 - Dietary/Housekeeping/Maintenance: 118
- o Purchased Services of \$64,415,000, including:
 - Contracted Labor: \$35,505,000
 - Pharmaceutical Drugs: \$22,421,000
 - Dietary/Laundry/Housekeeping Supplies: \$2,717,000
 - Building Supplies: \$0
 - Utilities: \$3,772,000 including:
 - \$2,793,000 in Electric
 - \$816,000 in Oil & Gas
 - \$163,000 in Water/Sewage/Disposal
- o Total Employee Payroll: \$99,675,000
- o Estimated State Income Taxes Paid by Employees: \$5,507,000

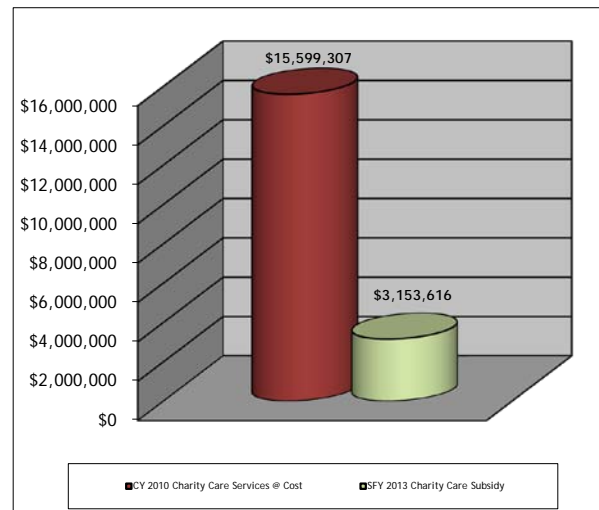
Annual Contributions as a Healthcare Safety Net

- o Hospitals also give back to the community by serving as the primary source of medical services for the state's 1.3 million uninsured, thus serving as the healthcare safety net for the most needy at a cost of over \$1.3 billion annually.
- o In 2011, uninsured patients presented at Our Lady of Lourdes Medical Center on 53,471 occasions.
- o Hospitals provide a forum for non-salaried physicians to deliver services related to their individual practices.
- o New Jersey's general hospitals are predominantly not-for-profit entities — any excess revenue over expenses is returned to the community in the form of new medical technology, expanded hospital services, maintenance and expansion of physical infrastructure and the enhanced ability to hire & maintain skilled workforce.

Annual Taxes

- o Our Lady of Lourdes Medical Center pays in excess of \$1,709,900 annually in taxes including:
 - 0.53 Percent Assessment: \$1,395,700
 - Adjusted Admissions Assessment: \$219,000
 - Newborn Screening Fees: \$95,100
 - Other assessments such as New Jersey Poison Information & Education System (NJPIES) and Maternal and Child Health Consortium Assessment
 - In addition, hospitals routinely support their local municipalities through special payments in lieu of taxes.

SFY 2013 Charity Care Subsidy Shortfall



Overlook Medical Center

Annual Contributions to the Local and State Economy

- o Total Expenditures: \$459,972,000
- o 3,058 full-time equivalent jobs, including:
 - Nursing: 718
 - Therapy: 88
 - Radiology: 176
 - Pharmacy: 60
 - Pathology and Laboratory: 84
 - Dietary/Housekeeping/Maintenance: 258
- o Purchased Services of \$45,481,000, including:
 - Contracted Labor: \$13,734,000
 - Pharmaceutical Drugs: \$21,325,000
 - Dietary/Laundry/Housekeeping Supplies: \$3,423,000
 - Building Supplies: \$629,000
 - Utilities: \$6,370,000 including:
 - \$3,829,000 in Electric
 - \$1,596,000 in Oil & Gas
 - \$945,000 in Water/Sewage/Disposal
- o Total Employee Payroll: \$213,935,000
- o Estimated State Income Taxes Paid by Employees: \$11,819,900

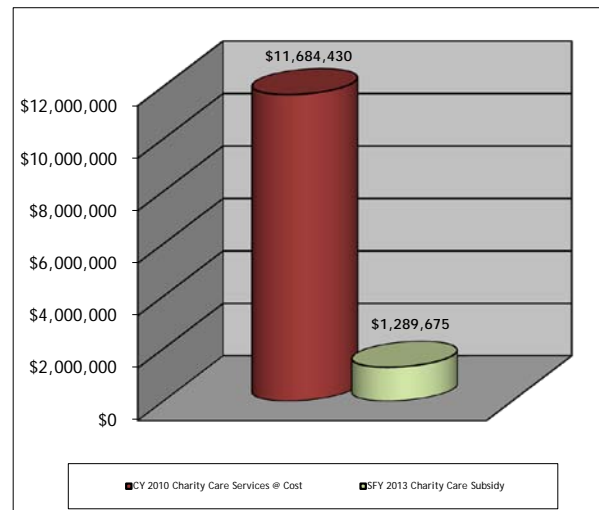
Annual Contributions as a Healthcare Safety Net

- o Hospitals also give back to the community by serving as the primary source of medical services for the state's 1.3 million uninsured, thus serving as the healthcare safety net for the most needy at a cost of over \$1.3 billion annually.
- o In 2011, uninsured patients presented at Overlook Medical Center on 22,513 occasions.
- o Hospitals provide a forum for non-salaried physicians to deliver services related to their individual practices.
- o New Jersey's general hospitals are predominantly not-for-profit entities — any excess revenue over expenses is returned to the community in the form of new medical technology, expanded hospital services, maintenance and expansion of physical infrastructure and the enhanced ability to hire & maintain skilled workforce.

Annual Taxes

- o Overlook Medical Center pays in excess of \$3,147,500 annually in taxes including:
 - 0.53 Percent Assessment: \$2,553,200
 - Adjusted Admissions Assessment: \$388,700
 - Newborn Screening Fees: \$205,700
 - Other assessments such as New Jersey Poison Information & Education System (NJPIES) and Maternal and Child Health Consortium Assessment
 - In addition, hospitals routinely support their local municipalities through special payments in lieu of taxes.

SFY 2013 Charity Care Subsidy Shortfall



Palisades Medical Center

Annual Contributions to the Local and State Economy

- o Total Expenditures: \$136,554,000
- o 807 full-time equivalent jobs, including:
 - Nursing: 222
 - Therapy: 39
 - Radiology: 42
 - Pharmacy: 18
 - Pathology and Laboratory: 41
 - Dietary/Housekeeping/Maintenance: 97
- o Purchased Services of \$11,776,000, including:
 - Contracted Labor: \$4,966,000
 - Pharmaceutical Drugs: \$3,785,000
 - Dietary/Laundry/Housekeeping Supplies: \$1,465,000
 - Building Supplies: \$36,000
 - Utilities: \$1,524,000 including:
 - \$1,109,000 in Electric
 - \$257,000 in Oil & Gas
 - \$158,000 in Water/Sewage/Disposal
- o Total Employee Payroll: \$58,551,000
- o Estimated State Income Taxes Paid by Employees: \$3,234,900

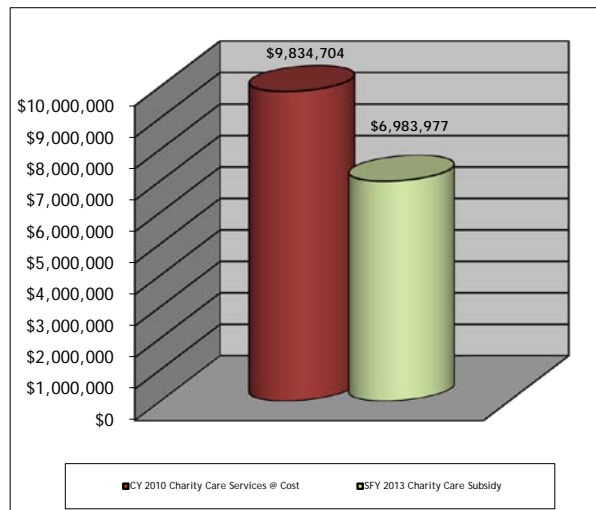
Annual Contributions as a Healthcare Safety Net

- o Hospitals also give back to the community by serving as the primary source of medical services for the state's 1.3 million uninsured, thus serving as the healthcare safety net for the most needy at a cost of over \$1.3 billion annually.
- o In 2011, uninsured patients presented at Palisades Medical Center on 17,002 occasions.
- o Hospitals provide a forum for non-salaried physicians to deliver services related to their individual practices.
- o New Jersey's general hospitals are predominantly not-for-profit entities — any excess revenue over expenses is returned to the community in the form of new medical technology, expanded hospital services, maintenance and expansion of physical infrastructure and the enhanced ability to hire & maintain skilled workforce.

Annual Taxes

- o Palisades Medical Center pays in excess of \$1,001,500 annually in taxes including:
 - 0.53 Percent Assessment: \$729,100
 - Adjusted Admissions Assessment: \$147,300
 - Newborn Screening Fees: \$125,100
 - Other assessments such as New Jersey Poison Information & Education System (NJPIES) and Maternal and Child Health Consortium Assessment
 - In addition, hospitals routinely support their local municipalities through special payments in lieu of taxes.

SFY 2013 Charity Care Subsidy Shortfall



Raritan Bay Medical Center - Old Bridge

Annual Contributions to the Local and State Economy

- o Total Expenditures: \$62,778,000
- o 517 full-time equivalent jobs, including:
 - Nursing: 153
 - Therapy: 24
 - Radiology: 33
 - Pharmacy: 14
 - Pathology and Laboratory: 27
 - Dietary/Housekeeping/Maintenance: 50
- o Purchased Services of \$9,679,000, including:
 - Contracted Labor: \$6,069,000
 - Pharmaceutical Drugs: \$2,535,000
 - Dietary/Laundry/Housekeeping Supplies: \$229,000
 - Building Supplies: \$21,000
 - Utilities: \$825,000 including:
 - \$575,000 in Electric
 - \$197,000 in Oil & Gas
 - \$53,000 in Water/Sewage/Disposal
- o Total Employee Payroll: \$29,937,000
- o Estimated State Income Taxes Paid by Employees: \$1,654,000

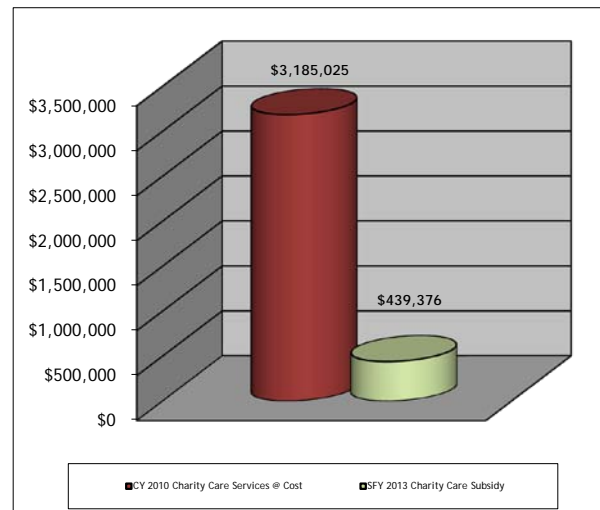
Annual Contributions as a Healthcare Safety Net

- o Hospitals also give back to the community by serving as the primary source of medical services for the state's 1.3 million uninsured, thus serving as the healthcare safety net for the most needy at a cost of over \$1.3 billion annually.
- o In 2011, uninsured patients presented at Raritan Bay Medical Center - Old Bridge on 4,651 occasions.
- o Hospitals provide a forum for non-salaried physicians to deliver services related to their individual practices.
- o New Jersey's general hospitals are predominantly not-for-profit entities — any excess revenue over expenses is returned to the community in the form of new medical technology, expanded hospital services, maintenance and expansion of physical infrastructure and the enhanced ability to hire & maintain skilled workforce.

Annual Taxes

- o Raritan Bay Medical Center - Old Bridge pays in excess of \$497,400 annually in taxes including:
 - 0.53 Percent Assessment: \$422,200
 - Adjusted Admissions Assessment: \$75,200
 - Newborn Screening Fees: \$0
 - Other assessments such as New Jersey Poison Information & Education System (NJPIES) and Maternal and Child Health Consortium Assessment
 - In addition, hospitals routinely support their local municipalities through special payments in lieu of taxes.

SFY 2013 Charity Care Subsidy Shortfall



Raritan Bay Medical Center - Perth Amboy

Annual Contributions to the Local and State Economy

- o Total Expenditures: \$170,804,000
- o 1,162 full-time equivalent jobs, including:
 - Nursing: 297
 - Therapy: 28
 - Radiology: 45
 - Pharmacy: 20
 - Pathology and Laboratory: 58
 - Dietary/Housekeeping/Maintenance: 113
- o Purchased Services of \$29,662,000, including:
 - Contracted Labor: \$22,589,000
 - Pharmaceutical Drugs: \$3,535,000
 - Dietary/Laundry/Housekeeping Supplies: \$466,000
 - Building Supplies: \$35,000
 - Utilities: \$3,037,000 including:
 - \$1,950,000 in Electric
 - \$482,000 in Oil & Gas
 - \$605,000 in Water/Sewage/Disposal
- o Total Employee Payroll: \$72,154,000
- o Estimated State Income Taxes Paid by Employees: \$3,986,500

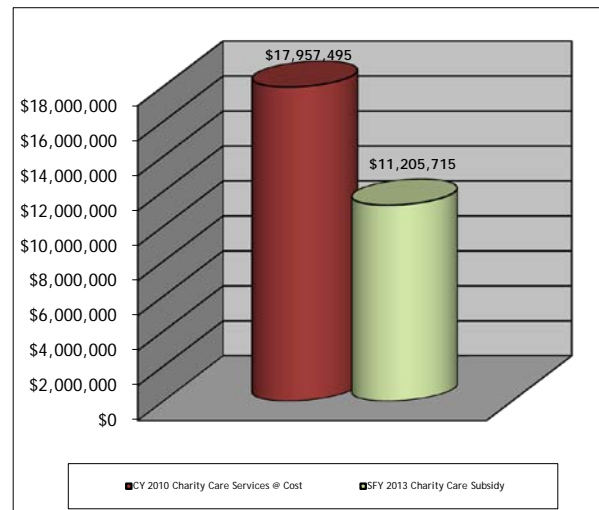
Annual Contributions as a Healthcare Safety Net

- o Hospitals also give back to the community by serving as the primary source of medical services for the state's 1.3 million uninsured, thus serving as the healthcare safety net for the most needy at a cost of over \$1.3 billion annually.
- o In 2011, uninsured patients presented at Raritan Bay Medical Center - Perth Amboy on 23,225 occasions.
- o Hospitals provide a forum for non-salaried physicians to deliver services related to their individual practices.
- o New Jersey's general hospitals are predominantly not-for-profit entities — any excess revenue over expenses is returned to the community in the form of new medical technology, expanded hospital services, maintenance and expansion of physical infrastructure and the enhanced ability to hire & maintain skilled workforce.

Annual Taxes

- o Raritan Bay Medical Center - Perth Amboy pays in excess of \$1,079,100 annually in taxes including:
 - 0.53 Percent Assessment: \$798,200
 - Adjusted Admissions Assessment: \$171,600
 - Newborn Screening Fees: \$109,400
 - Other assessments such as New Jersey Poison Information & Education System (NJPIES) and Maternal and Child Health Consortium Assessment
 - In addition, hospitals routinely support their local municipalities through special payments in lieu of taxes.

SFY 2013 Charity Care Subsidy Shortfall



Riverview Medical Center

Annual Contributions to the Local and State Economy

- o Total Expenditures: \$219,977,000
- o 1,280 full-time equivalent jobs, including:
 - Nursing: 340
 - Therapy: 53
 - Radiology: 79
 - Pharmacy: 30
 - Pathology and Laboratory: 48
 - Dietary/Housekeeping/Maintenance: 62
- o Purchased Services of \$22,933,000, including:
 - Contracted Labor: \$10,078,000
 - Pharmaceutical Drugs: \$6,597,000
 - Dietary/Laundry/Housekeeping Supplies: \$2,245,000
 - Building Supplies: \$143,000
 - Utilities: \$3,870,000 including:
 - \$2,583,000 in Electric
 - \$965,000 in Oil & Gas
 - \$322,000 in Water/Sewage/Disposal
- o Total Employee Payroll: \$91,225,000
- o Estimated State Income Taxes Paid by Employees: \$5,040,200

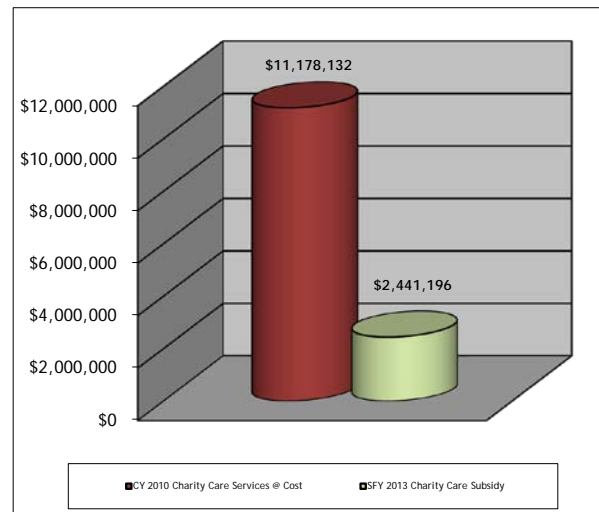
Annual Contributions as a Healthcare Safety Net

- o Hospitals also give back to the community by serving as the primary source of medical services for the state's 1.3 million uninsured, thus serving as the healthcare safety net for the most needy at a cost of over \$1.3 billion annually.
- o In 2011, uninsured patients presented at Riverview Medical Center on 19,942 occasions.
- o Hospitals provide a forum for non-salaried physicians to deliver services related to their individual practices.
- o New Jersey's general hospitals are predominantly not-for-profit entities — any excess revenue over expenses is returned to the community in the form of new medical technology, expanded hospital services, maintenance and expansion of physical infrastructure and the enhanced ability to hire & maintain skilled workforce.

Annual Taxes

- o Riverview Medical Center pays in excess of \$1,623,300 annually in taxes including:
 - 0.53 Percent Assessment: \$1,256,800
 - Adjusted Admissions Assessment: \$231,100
 - Newborn Screening Fees: \$135,400
 - Other assessments such as New Jersey Poison Information & Education System (NJPIES) and Maternal and Child Health Consortium Assessment
 - In addition, hospitals routinely support their local municipalities through special payments in lieu of taxes.

SFY 2013 Charity Care Subsidy Shortfall



R.W.J. University Hospital

Annual Contributions to the Local and State Economy

- o Total Expenditures: \$763,969,000
- o 3,840 full-time equivalent jobs, including:
 - Nursing: 1,366
 - Therapy: 113
 - Radiology: 133
 - Pharmacy: 96
 - Pathology and Laboratory: 188
 - Dietary/Housekeeping/Maintenance: 375
- o Purchased Services of \$74,876,000, including:
 - Contracted Labor: \$3,235,000
 - Pharmaceutical Drugs: \$56,564,000
 - Dietary/Laundry/Housekeeping Supplies: \$6,082,000
 - Building Supplies: \$0
 - Utilities: \$8,995,000 including:
 - \$6,761,000 in Electric
 - \$1,274,000 in Oil & Gas
 - \$960,000 in Water/Sewage/Disposal
- o Total Employee Payroll: \$272,854,000
- o Estimated State Income Taxes Paid by Employees: \$15,075,200

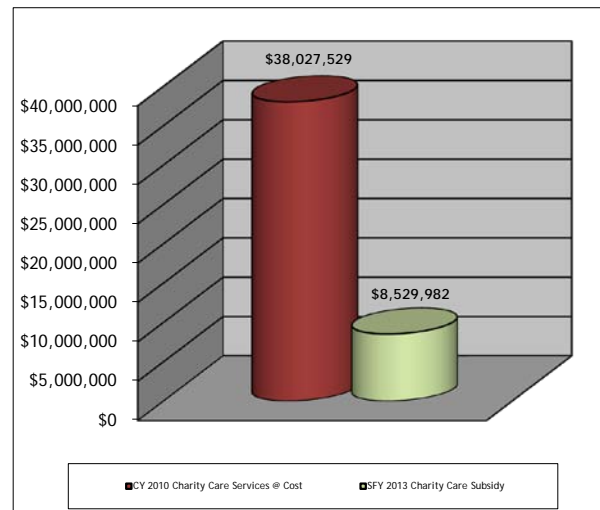
Annual Contributions as a Healthcare Safety Net

- o Hospitals also give back to the community by serving as the primary source of medical services for the state's 1.3 million uninsured, thus serving as the healthcare safety net for the most needy at a cost of over \$1.3 billion annually.
- o In 2011, uninsured patients presented at R.W.J. University Hospital on 39,163 occasions.
- o Hospitals provide a forum for non-salaried physicians to deliver services related to their individual practices.
- o New Jersey's general hospitals are predominantly not-for-profit entities — any excess revenue over expenses is returned to the community in the form of new medical technology, expanded hospital services, maintenance and expansion of physical infrastructure and the enhanced ability to hire & maintain skilled workforce.

Annual Taxes

- o R.W.J. University Hospital pays in excess of \$4,786,300 annually in taxes including:
 - 0.53 Percent Assessment: \$4,155,600
 - Adjusted Admissions Assessment: \$456,500
 - Newborn Screening Fees: \$174,200
 - Other assessments such as New Jersey Poison Information & Education System (NJPIES) and Maternal and Child Health Consortium Assessment
 - In addition, hospitals routinely support their local municipalities through special payments in lieu of taxes.

SFY 2013 Charity Care Subsidy Shortfall



R.W.J. University Hospital Hamilton

Annual Contributions to the Local and State Economy

- o Total Expenditures: \$203,830,000
- o 1,324 full-time equivalent jobs, including:
 - Nursing: 400
 - Therapy: 43
 - Radiology: 103
 - Pharmacy: 36
 - Pathology and Laboratory: 54
 - Dietary/Housekeeping/Maintenance: 143
- o Purchased Services of \$27,810,000, including:
 - Contracted Labor: \$17,305,000
 - Pharmaceutical Drugs: \$4,608,000
 - Dietary/Laundry/Housekeeping Supplies: \$2,231,000
 - Building Supplies: \$17,000
 - Utilities: \$3,649,000 including:
 - \$2,900,000 in Electric
 - \$225,000 in Oil & Gas
 - \$524,000 in Water/Sewage/Disposal
- o Total Employee Payroll: \$85,152,000
- o Estimated State Income Taxes Paid by Employees: \$4,704,600

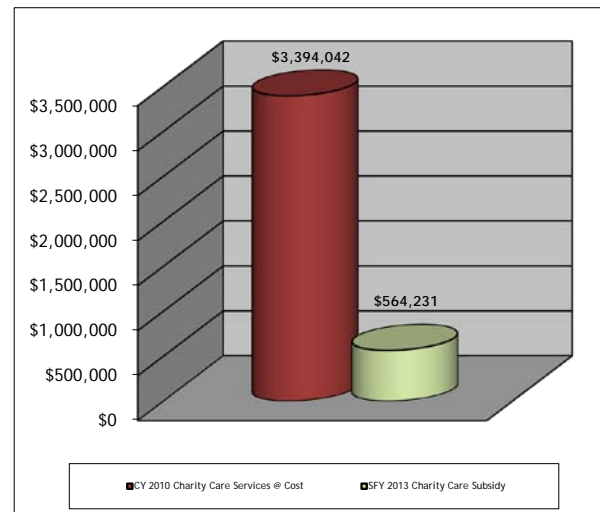
Annual Contributions as a Healthcare Safety Net

- o Hospitals also give back to the community by serving as the primary source of medical services for the state's 1.3 million uninsured, thus serving as the healthcare safety net for the most needy at a cost of over \$1.3 billion annually.
- o In 2011, uninsured patients presented at R.W.J. University Hospital Hamilton on 14,769 occasions.
- o Hospitals provide a forum for non-salaried physicians to deliver services related to their individual practices.
- o New Jersey's general hospitals are predominantly not-for-profit entities — any excess revenue over expenses is returned to the community in the form of new medical technology, expanded hospital services, maintenance and expansion of physical infrastructure and the enhanced ability to hire & maintain skilled workforce.

Annual Taxes

- o R.W.J. University Hospital Hamilton pays in excess of \$1,424,600 annually in taxes including:
 - 0.53 Percent Assessment: \$1,076,300
 - Adjusted Admissions Assessment: \$240,200
 - Newborn Screening Fees: \$108,100
 - Other assessments such as New Jersey Poison Information & Education System (NJPIES) and Maternal and Child Health Consortium Assessment
 - In addition, hospitals routinely support their local municipalities through special payments in lieu of taxes.

SFY 2013 Charity Care Subsidy Shortfall



R.W.J. University Hospital at Rahway

Annual Contributions to the Local and State Economy

- o Total Expenditures: \$111,270,000
- o 698 full-time equivalent jobs, including:
 - Nursing: 187
 - Therapy: 45
 - Radiology: 53
 - Pharmacy: 24
 - Pathology and Laboratory: 45
 - Dietary/Housekeeping/Maintenance: 84
- o Purchased Services of \$19,184,000, including:
 - Contracted Labor: \$9,997,000
 - Pharmaceutical Drugs: \$5,317,000
 - Dietary/Laundry/Housekeeping Supplies: \$1,480,000
 - Building Supplies: \$88,000
 - Utilities: \$2,302,000 including:
 - \$1,573,000 in Electric
 - \$402,000 in Oil & Gas
 - \$327,000 in Water/Sewage/Disposal
- o Total Employee Payroll: \$41,073,000
- o Estimated State Income Taxes Paid by Employees: \$2,269,300

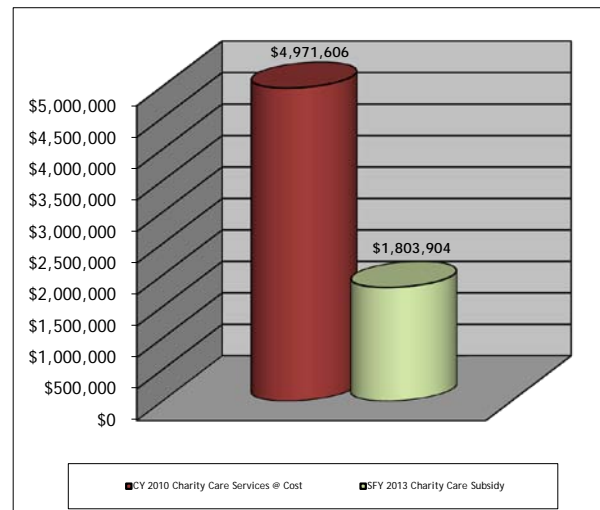
Annual Contributions as a Healthcare Safety Net

- o Hospitals also give back to the community by serving as the primary source of medical services for the state's 1.3 million uninsured, thus serving as the healthcare safety net for the most needy at a cost of over \$1.3 billion annually.
- o In 2011, uninsured patients presented at R.W.J. University Hospital at Rahway on 5,422 occasions.
- o Hospitals provide a forum for non-salaried physicians to deliver services related to their individual practices.
- o New Jersey's general hospitals are predominantly not-for-profit entities — any excess revenue over expenses is returned to the community in the form of new medical technology, expanded hospital services, maintenance and expansion of physical infrastructure and the enhanced ability to hire & maintain skilled workforce.

Annual Taxes

- o R.W.J. University Hospital at Rahway pays in excess of \$678,900 annually in taxes including:
 - 0.53 Percent Assessment: \$593,700
 - Adjusted Admissions Assessment: \$85,100
 - Newborn Screening Fees: \$0
 - Other assessments such as New Jersey Poison Information & Education System (NJPIES) and Maternal and Child Health Consortium Assessment
 - In addition, hospitals routinely support their local municipalities through special payments in lieu of taxes.

SFY 2013 Charity Care Subsidy Shortfall



Saint Barnabas Medical Center

Annual Contributions to the Local and State Economy

- o Total Expenditures: \$576,855,000
- o 2,615 full-time equivalent jobs, including:
 - Nursing: 831
 - Therapy: 163
 - Radiology: 122
 - Pharmacy: 66
 - Pathology and Laboratory: 135
 - Dietary/Housekeeping/Maintenance: 34
- o Purchased Services of \$118,345,000, including:
 - Contracted Labor: \$59,639,000
 - Pharmaceutical Drugs: \$46,995,000
 - Dietary/Laundry/Housekeeping Supplies: \$2,416,000
 - Building Supplies: \$1,988,000
 - Utilities: \$7,307,000 including:
 - \$3,741,000 in Electric
 - \$2,285,000 in Oil & Gas
 - \$1,281,000 in Water/Sewage/Disposal
- o Total Employee Payroll: \$203,734,000
- o Estimated State Income Taxes Paid by Employees: \$11,256,300

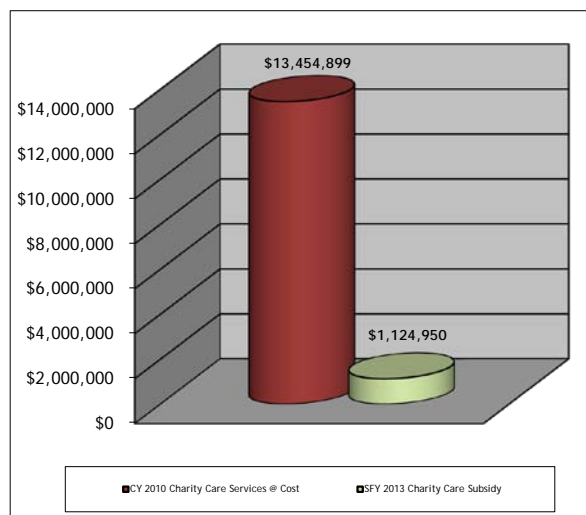
Annual Contributions as a Healthcare Safety Net

- o Hospitals also give back to the community by serving as the primary source of medical services for the state's 1.3 million uninsured, thus serving as the healthcare safety net for the most needy at a cost of over \$1.3 billion annually.
- o In 2011, uninsured patients presented at Saint Barnabas Medical Center on 17,438 occasions.
- o Hospitals provide a forum for non-salaried physicians to deliver services related to their individual practices.
- o New Jersey's general hospitals are predominantly not-for-profit entities — any excess revenue over expenses is returned to the community in the form of new medical technology, expanded hospital services, maintenance and expansion of physical infrastructure and the enhanced ability to hire & maintain skilled workforce.

Annual Taxes

- o Saint Barnabas Medical Center pays in excess of \$4,338,800 annually in taxes including:
 - 0.53 Percent Assessment: \$3,376,400
 - Adjusted Admissions Assessment: \$479,800
 - Newborn Screening Fees: \$482,600
 - Other assessments such as New Jersey Poison Information & Education System (NJPIES) and Maternal and Child Health Consortium Assessment
 - In addition, hospitals routinely support their local municipalities through special payments in lieu of taxes.

SFY 2013 Charity Care Subsidy Shortfall



Saint Clare's Hospital/Denville

Annual Contributions to the Local and State Economy

- o Total Expenditures: \$208,366,000
- o 1,350 full-time equivalent jobs, including:
 - Nursing: 389
 - Therapy: 35
 - Radiology: 72
 - Pharmacy: 31
 - Pathology and Laboratory: 51
 - Dietary/Housekeeping/Maintenance: 100
- o Purchased Services of \$27,840,000, including:
 - Contracted Labor: \$15,307,000
 - Pharmaceutical Drugs: \$6,411,000
 - Dietary/Laundry/Housekeeping Supplies: \$1,843,000
 - Building Supplies: \$19,000
 - Utilities: \$4,260,000 including:
 - \$2,799,000 in Electric
 - \$994,000 in Oil & Gas
 - \$467,000 in Water/Sewage/Disposal
- o Total Employee Payroll: \$86,962,000
- o Estimated State Income Taxes Paid by Employees: \$4,804,700

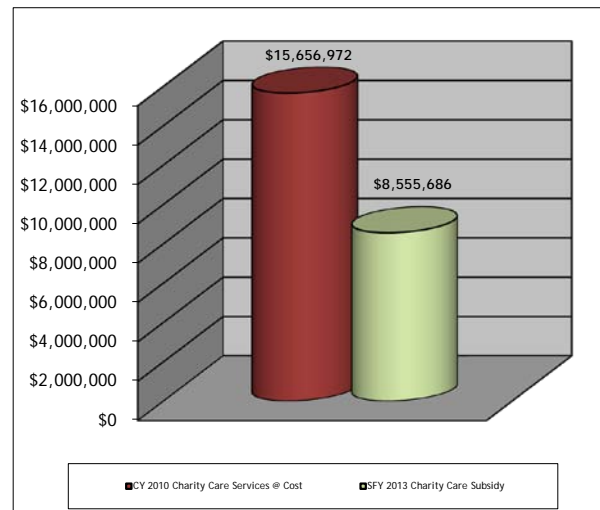
Annual Contributions as a Healthcare Safety Net

- o Hospitals also give back to the community by serving as the primary source of medical services for the state's 1.3 million uninsured, thus serving as the healthcare safety net for the most needy at a cost of over \$1.3 billion annually.
- o In 2011, uninsured patients presented at Saint Clare's Hospital/Denville on 71,759 occasions.
- o Hospitals provide a forum for non-salaried physicians to deliver services related to their individual practices.
- o New Jersey's general hospitals are predominantly not-for-profit entities — any excess revenue over expenses is returned to the community in the form of new medical technology, expanded hospital services, maintenance and expansion of physical infrastructure and the enhanced ability to hire & maintain skilled workforce.

Annual Taxes

- o Saint Clare's Hospital/Denville pays in excess of \$1,405,200 annually in taxes including:
 - 0.53 Percent Assessment: \$1,042,400
 - Adjusted Admissions Assessment: \$233,600
 - Newborn Screening Fees: \$129,200
 - Other assessments such as New Jersey Poison Information & Education System (NJPIES) and Maternal and Child Health Consortium Assessment
 - In addition, hospitals routinely support their local municipalities through special payments in lieu of taxes.

SFY 2013 Charity Care Subsidy Shortfall



Saint Clare's Hospital/Dover

Annual Contributions to the Local and State Economy

- o Total Expenditures: \$89,944,000
- o 624 full-time equivalent jobs, including:
 - Nursing: 93
 - Therapy: 30
 - Radiology: 46
 - Pharmacy: 8
 - Pathology and Laboratory: 14
 - Dietary/Housekeeping/Maintenance: 80
- o Purchased Services of \$13,490,000, including:
 - Contracted Labor: \$8,158,000
 - Pharmaceutical Drugs: \$1,834,000
 - Dietary/Laundry/Housekeeping Supplies: \$726,000
 - Building Supplies: \$6,000
 - Utilities: \$2,766,000 including:
 - \$1,733,000 in Electric
 - \$738,000 in Oil & Gas
 - \$295,000 in Water/Sewage/Disposal
- o Total Employee Payroll: \$36,869,000
- o Estimated State Income Taxes Paid by Employees: \$2,037,000

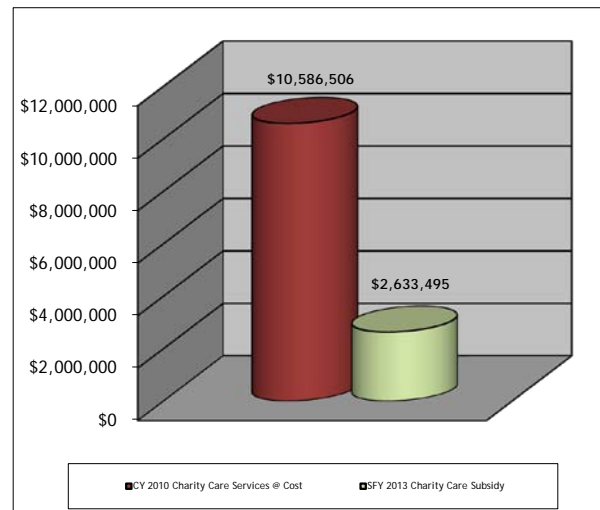
Annual Contributions as a Healthcare Safety Net

- o Hospitals also give back to the community by serving as the primary source of medical services for the state's 1.3 million uninsured, thus serving as the healthcare safety net for the most needy at a cost of over \$1.3 billion annually.
- o In 2011, uninsured patients presented at Saint Clare's Hospital/Dover on 29,126 occasions.
- o Hospitals provide a forum for non-salaried physicians to deliver services related to their individual practices.
- o New Jersey's general hospitals are predominantly not-for-profit entities — any excess revenue over expenses is returned to the community in the form of new medical technology, expanded hospital services, maintenance and expansion of physical infrastructure and the enhanced ability to hire & maintain skilled workforce.

Annual Taxes

- o Saint Clare's Hospital/Dover pays in excess of \$546,800 annually in taxes including:
 - 0.53 Percent Assessment: \$462,800
 - Adjusted Admissions Assessment: \$84,000
 - Newborn Screening Fees: \$0
 - Other assessments such as New Jersey Poison Information & Education System (NJPIES) and Maternal and Child Health Consortium Assessment
 - In addition, hospitals routinely support their local municipalities through special payments in lieu of taxes.

SFY 2013 Charity Care Subsidy Shortfall



Saint Clare's Hospital/Sussex

Annual Contributions to the Local and State Economy

- o Total Expenditures: \$22,029,000
- o Purchased Services of \$2,754,000, including:
 - Contracted Labor: \$1,491,000
 - Pharmaceutical Drugs: \$481,000
 - Dietary/Laundry/Housekeeping Supplies: \$152,000
 - Building Supplies: \$39,000
 - Utilities: \$591,000 including:
 - \$352,000 in Electric
 - \$136,000 in Oil & Gas
 - \$103,000 in Water/Sewage/Disposal
- o 172 full-time equivalent jobs, including:
 - Nursing: 36
 - Therapy: 14
 - Radiology: 12
 - Pharmacy: 2
 - Pathology and Laboratory: 7
 - Dietary/Housekeeping/Maintenance: 20
- o Total Employee Payroll: \$10,583,000
- o Estimated State Income Taxes Paid by Employees: \$584,700

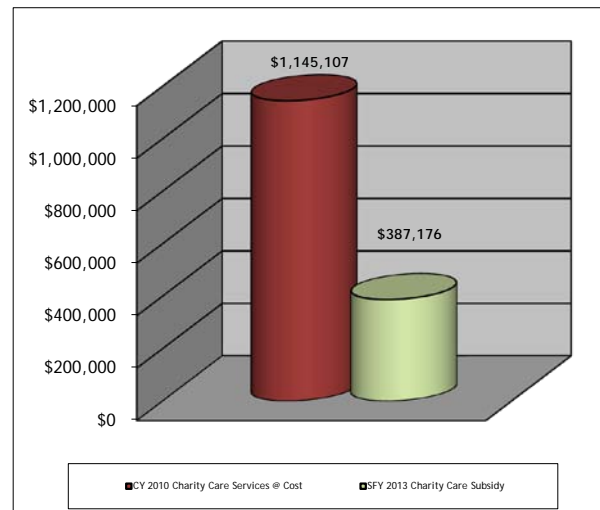
Annual Contributions as a Healthcare Safety Net

- o Hospitals also give back to the community by serving as the primary source of medical services for the state's 1.3 million uninsured, thus serving as the healthcare safety net for the most needy at a cost of over \$1.3 billion annually.
- o In 2011, uninsured patients presented at Saint Clare's Hospital/Sussex on 3,378 occasions.
- o Hospitals provide a forum for non-salaried physicians to deliver services related to their individual practices.
- o New Jersey's general hospitals are predominantly not-for-profit entities — any excess revenue over expenses is returned to the community in the form of new medical technology, expanded hospital services, maintenance and expansion of physical infrastructure and the enhanced ability to hire & maintain skilled workforce.

Annual Taxes

- o Saint Clare's Hospital/Sussex pays in excess of \$126,900 annually in taxes including:
 - 0.53 Percent Assessment: \$102,300
 - Adjusted Admissions Assessment: \$24,600
 - Newborn Screening Fees: \$0
 - Other assessments such as New Jersey Poison Information & Education System (NJPIES) and Maternal and Child Health Consortium Assessment
 - In addition, hospitals routinely support their local municipalities through special payments in lieu of taxes.

SFY 2013 Charity Care Subsidy Shortfall



Saint Michael's Medical Center

Annual Contributions to the Local and State Economy

- o Total Expenditures: \$259,115,000
- o 1,213 full-time equivalent jobs, including:
 - Nursing: 299
 - Therapy: 31
 - Radiology: 44
 - Pharmacy: 31
 - Pathology and Laboratory: 57
 - Dietary/Housekeeping/Maintenance: 124
- o Purchased Services of \$54,104,000, including:
 - Contracted Labor: \$39,648,000
 - Pharmaceutical Drugs: \$9,897,000
 - Dietary/Laundry/Housekeeping Supplies: \$12,000
 - Building Supplies: \$7,000
 - Utilities: \$4,540,000 including:
 - \$2,883,000 in Electric
 - \$989,000 in Oil & Gas
 - \$668,000 in Water/Sewage/Disposal
- o Total Employee Payroll: \$87,409,000
- o Estimated State Income Taxes Paid by Employees: \$4,829,300

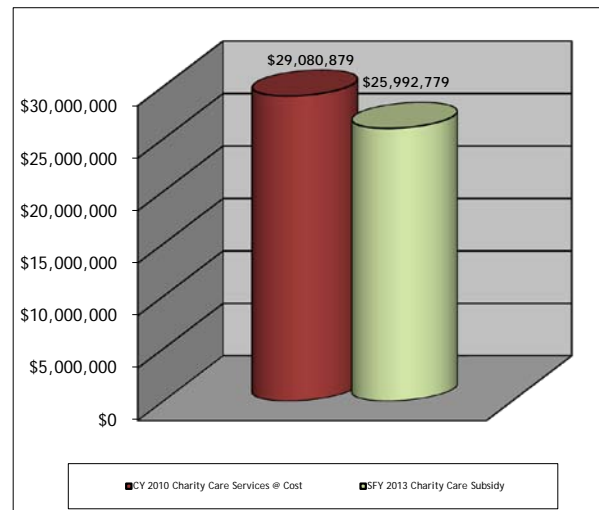
Annual Contributions as a Healthcare Safety Net

- o Hospitals also give back to the community by serving as the primary source of medical services for the state's 1.3 million uninsured, thus serving as the healthcare safety net for the most needy at a cost of over \$1.3 billion annually.
- o In 2011, uninsured patients presented at Saint Michael's Medical Center on 199,622 occasions.
- o Hospitals provide a forum for non-salaried physicians to deliver services related to their individual practices.
- o New Jersey's general hospitals are predominantly not-for-profit entities — any excess revenue over expenses is returned to the community in the form of new medical technology, expanded hospital services, maintenance and expansion of physical infrastructure and the enhanced ability to hire & maintain skilled workforce.

Annual Taxes

- o Saint Michael's Medical Center pays in excess of \$1,431,900 annually in taxes including:
 - 0.53 Percent Assessment: \$1,235,000
 - Adjusted Admissions Assessment: \$196,900
 - Newborn Screening Fees: \$0
 - Other assessments such as New Jersey Poison Information & Education System (NJPIES) and Maternal and Child Health Consortium Assessment
 - In addition, hospitals routinely support their local municipalities through special payments in lieu of taxes.

SFY 2013 Charity Care Subsidy Shortfall



Saint Peter's University Hospital

Annual Contributions to the Local and State Economy

- o Total Expenditures: \$409,879,000
- o 2,572 full-time equivalent jobs, including:
 - Nursing: 671
 - Therapy: 65
 - Radiology: 129
 - Pharmacy: 46
 - Pathology and Laboratory: 89
 - Dietary/Housekeeping/Maintenance: 294
- o Purchased Services of \$52,349,000, including:
 - Contracted Labor: \$25,754,000
 - Pharmaceutical Drugs: \$15,506,000
 - Dietary/Laundry/Housekeeping Supplies: \$4,037,000
 - Building Supplies: \$208,000
 - Utilities: \$6,844,000 including:
 - \$3,902,000 in Electric
 - \$1,715,000 in Oil & Gas
 - \$1,244,000 in Water/Sewage/Disposal
- o Total Employee Payroll: \$184,102,000
- o Estimated State Income Taxes Paid by Employees: \$10,171,600

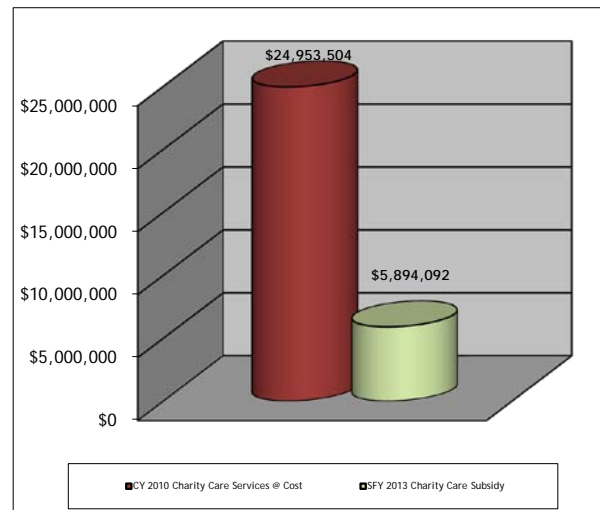
Annual Contributions as a Healthcare Safety Net

- o Hospitals also give back to the community by serving as the primary source of medical services for the state's 1.3 million uninsured, thus serving as the healthcare safety net for the most needy at a cost of over \$1.3 billion annually.
- o In 2011, uninsured patients presented at Saint Peter's University Hospital on 58,074 occasions.
- o Hospitals provide a forum for non-salaried physicians to deliver services related to their individual practices.
- o New Jersey's general hospitals are predominantly not-for-profit entities — any excess revenue over expenses is returned to the community in the form of new medical technology, expanded hospital services, maintenance and expansion of physical infrastructure and the enhanced ability to hire & maintain skilled workforce.

Annual Taxes

- o Saint Peter's University Hospital pays in excess of \$2,993,900 annually in taxes including:
 - 0.53 Percent Assessment: \$2,186,100
 - Adjusted Admissions Assessment: \$366,000
 - Newborn Screening Fees: \$441,800
 - Other assessments such as New Jersey Poison Information & Education System (NJPIES) and Maternal and Child Health Consortium Assessment
 - In addition, hospitals routinely support their local municipalities through special payments in lieu of taxes.

SFY 2013 Charity Care Subsidy Shortfall



Shore Medical Center

Annual Contributions to the Local and State Economy

- o Total Expenditures: \$202,957,000
- o 1,160 full-time equivalent jobs, including:
 - Nursing: 332
 - Therapy: 23
 - Radiology: 63
 - Pharmacy: 28
 - Pathology and Laboratory: 66
 - Dietary/Housekeeping/Maintenance: 134
- o Purchased Services of \$39,355,000, including:
 - Contracted Labor: \$26,719,000
 - Pharmaceutical Drugs: \$7,122,000
 - Dietary/Laundry/Housekeeping Supplies: \$2,106,000
 - Building Supplies: \$530,000
 - Utilities: \$2,878,000 including:
 - \$1,888,000 in Electric
 - \$650,000 in Oil & Gas
 - \$340,000 in Water/Sewage/Disposal
- o Total Employee Payroll: \$78,024,000
- o Estimated State Income Taxes Paid by Employees: \$4,310,800

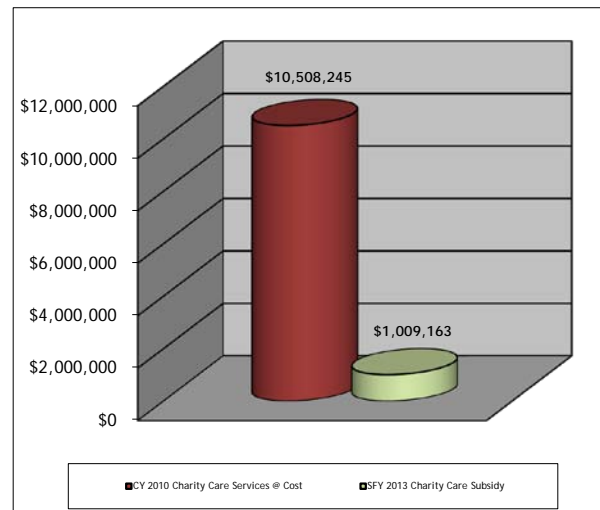
Annual Contributions as a Healthcare Safety Net

- o Hospitals also give back to the community by serving as the primary source of medical services for the state's 1.3 million uninsured, thus serving as the healthcare safety net for the most needy at a cost of over \$1.3 billion annually.
- o In 2011, uninsured patients presented at Shore Medical Center on 12,271 occasions.
- o Hospitals provide a forum for non-salaried physicians to deliver services related to their individual practices.
- o New Jersey's general hospitals are predominantly not-for-profit entities — any excess revenue over expenses is returned to the community in the form of new medical technology, expanded hospital services, maintenance and expansion of physical infrastructure and the enhanced ability to hire & maintain skilled workforce.

Annual Taxes

- o Shore Medical Center pays in excess of \$1,395,500 annually in taxes including:
 - 0.53 Percent Assessment: \$1,104,200
 - Adjusted Admissions Assessment: \$189,400
 - Newborn Screening Fees: \$101,900
 - Other assessments such as New Jersey Poison Information & Education System (NJPIES) and Maternal and Child Health Consortium Assessment
 - In addition, hospitals routinely support their local municipalities through special payments in lieu of taxes.

SFY 2013 Charity Care Subsidy Shortfall



Somerset Medical Center

Annual Contributions to the Local and State Economy

- o Total Expenditures: \$264,911,000
- o 1,754 full-time equivalent jobs, including:
 - Nursing: 447
 - Therapy: 68
 - Radiology: 105
 - Pharmacy: 37
 - Pathology and Laboratory: 94
 - Dietary/Housekeeping/Maintenance: 167
- o Purchased Services of \$27,226,000, including:
 - Contracted Labor: \$11,020,000
 - Pharmaceutical Drugs: \$8,441,000
 - Dietary/Laundry/Housekeeping Supplies: \$2,585,000
 - Building Supplies: \$180,000
 - Utilities: \$5,000,000 including:
 - \$3,175,000 in Electric
 - \$1,050,000 in Oil & Gas
 - \$775,000 in Water/Sewage/Disposal
- o Total Employee Payroll: \$112,559,000
- o Estimated State Income Taxes Paid by Employees: \$6,218,900

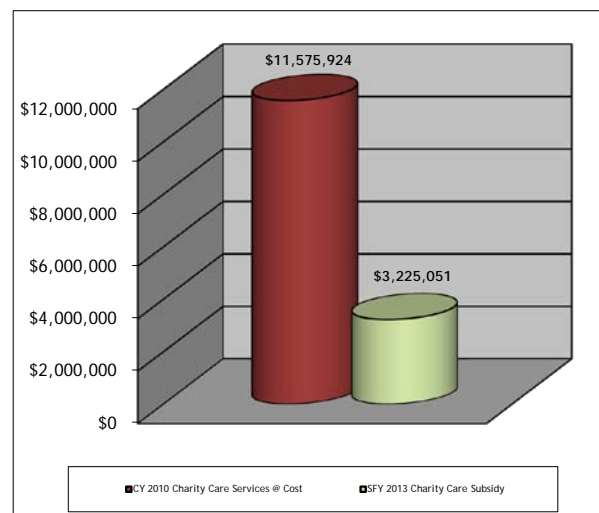
Annual Contributions as a Healthcare Safety Net

- o Hospitals also give back to the community by serving as the primary source of medical services for the state's 1.3 million uninsured, thus serving as the healthcare safety net for the most needy at a cost of over \$1.3 billion annually.
- o In 2011, uninsured patients presented at Somerset Medical Center on 23,534 occasions.
- o Hospitals provide a forum for non-salaried physicians to deliver services related to their individual practices.
- o New Jersey's general hospitals are predominantly not-for-profit entities — any excess revenue over expenses is returned to the community in the form of new medical technology, expanded hospital services, maintenance and expansion of physical infrastructure and the enhanced ability to hire & maintain skilled workforce.

Annual Taxes

- o Somerset Medical Center pays in excess of \$1,749,000 annually in taxes including:
 - 0.53 Percent Assessment: \$1,380,100
 - Adjusted Admissions Assessment: \$270,700
 - Newborn Screening Fees: \$98,200
 - Other assessments such as New Jersey Poison Information & Education System (NJPIES) and Maternal and Child Health Consortium Assessment
 - In addition, hospitals routinely support their local municipalities through special payments in lieu of taxes.

SFY 2013 Charity Care Subsidy Shortfall



South Jersey Healthcare Elmer Hospital

Annual Contributions to the Local and State Economy

- o Total Expenditures: \$58,328,000
- o 403 full-time equivalent jobs, including:
 - Nursing: 100
 - Therapy: 13
 - Radiology: 32
 - Pharmacy: 8
 - Pathology and Laboratory: 17
 - Dietary/Housekeeping/Maintenance: 46
- o Purchased Services of \$5,434,000, including:
 - Contracted Labor: \$3,318,000
 - Pharmaceutical Drugs: \$873,000
 - Dietary/Laundry/Housekeeping Supplies: \$437,000
 - Building Supplies: \$5,000
 - Utilities: \$801,000 including:
 - \$571,000 in Electric
 - \$133,000 in Oil & Gas
 - \$97,000 in Water/Sewage/Disposal
- o Total Employee Payroll: \$25,726,000
- o Estimated State Income Taxes Paid by Employees: \$1,421,400

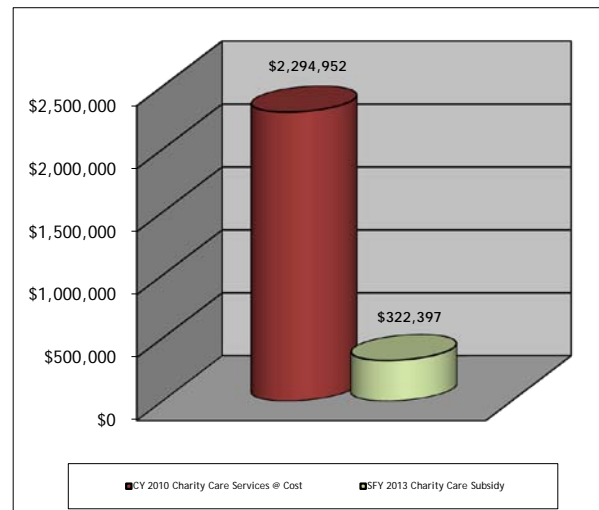
Annual Contributions as a Healthcare Safety Net

- o Hospitals also give back to the community by serving as the primary source of medical services for the state's 1.3 million uninsured, thus serving as the healthcare safety net for the most needy at a cost of over \$1.3 billion annually.
- o In 2011, uninsured patients presented at South Jersey Healthcare Elmer Hospital on 6,063 occasions.
- o Hospitals provide a forum for non-salaried physicians to deliver services related to their individual practices.
- o New Jersey's general hospitals are predominantly not-for-profit entities — any excess revenue over expenses is returned to the community in the form of new medical technology, expanded hospital services, maintenance and expansion of physical infrastructure and the enhanced ability to hire & maintain skilled workforce.

Annual Taxes

- o South Jersey Healthcare Elmer Hospital pays in excess of \$478,500 annually in taxes including:
 - 0.53 Percent Assessment: \$369,900
 - Adjusted Admissions Assessment: \$78,800
 - Newborn Screening Fees: \$29,800
 - Other assessments such as New Jersey Poison Information & Education System (NJPIES) and Maternal and Child Health Consortium Assessment
 - In addition, hospitals routinely support their local municipalities through special payments in lieu of taxes.

SFY 2013 Charity Care Subsidy Shortfall



South Jersey Healthcare Regional Medical Center

Annual Contributions to the Local and State Economy

- o Total Expenditures: \$295,275,000
- o 2,056 full-time equivalent jobs, including:
 - Nursing: 575
 - Therapy: 43
 - Radiology: 166
 - Pharmacy: 32
 - Pathology and Laboratory: 105
 - Dietary/Housekeeping/Maintenance: 199
- o Purchased Services of \$32,130,000, including:
 - Contracted Labor: \$18,771,000
 - Pharmaceutical Drugs: \$5,962,000
 - Dietary/Laundry/Housekeeping Supplies: \$2,565,000
 - Building Supplies: \$27,000
 - Utilities: \$4,805,000 including:
 - \$3,457,000 in Electric
 - \$940,000 in Oil & Gas
 - \$408,000 in Water/Sewage/Disposal
- o Total Employee Payroll: \$127,394,000
- o Estimated State Income Taxes Paid by Employees: \$7,038,500

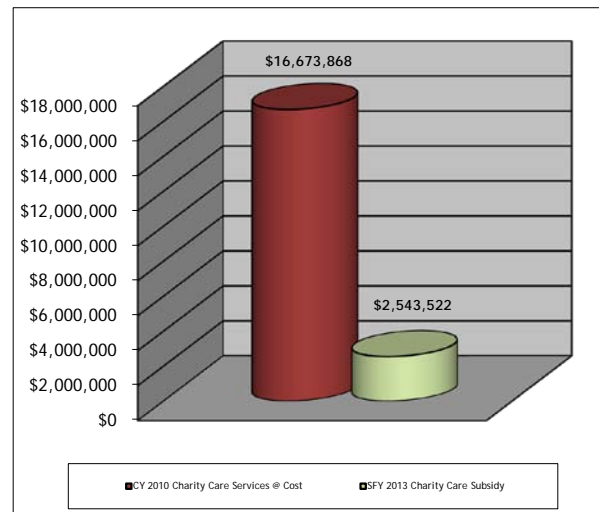
Annual Contributions as a Healthcare Safety Net

- o Hospitals also give back to the community by serving as the primary source of medical services for the state's 1.3 million uninsured, thus serving as the healthcare safety net for the most needy at a cost of over \$1.3 billion annually.
- o In 2011, uninsured patients presented at South Jersey Healthcare Regional Medical Center on 47,896 occasions.
- o Hospitals provide a forum for non-salaried physicians to deliver services related to their individual practices.
- o New Jersey's general hospitals are predominantly not-for-profit entities — any excess revenue over expenses is returned to the community in the form of new medical technology, expanded hospital services, maintenance and expansion of physical infrastructure and the enhanced ability to hire & maintain skilled workforce.

Annual Taxes

- o South Jersey Healthcare Regional Medical Center pays in excess of \$2,183,200 annually in taxes including:
 - 0.53 Percent Assessment: \$1,594,200
 - Adjusted Admissions Assessment: \$363,600
 - Newborn Screening Fees: \$225,400
 - Other assessments such as New Jersey Poison Information & Education System (NJPIES) and Maternal and Child Health Consortium Assessment
 - In addition, hospitals routinely support their local municipalities through special payments in lieu of taxes.

SFY 2013 Charity Care Subsidy Shortfall



Southern Ocean Medical Center

Annual Contributions to the Local and State Economy

- o Total Expenditures: \$127,866,000
- o 729 full-time equivalent jobs, including:
 - Nursing: 175
 - Therapy: 32
 - Radiology: 59
 - Pharmacy: 19
 - Pathology and Laboratory: 34
 - Dietary/Housekeeping/Maintenance: 75
- o Purchased Services of \$22,198,000, including:
 - Contracted Labor: \$9,922,000
 - Pharmaceutical Drugs: \$9,021,000
 - Dietary/Laundry/Housekeeping Supplies: \$804,000
 - Building Supplies: \$137,000
 - Utilities: \$2,314,000 including:
 - \$1,470,000 in Electric
 - \$531,000 in Oil & Gas
 - \$313,000 in Water/Sewage/Disposal
- o Total Employee Payroll: \$48,741,000
- o Estimated State Income Taxes Paid by Employees: \$2,692,900

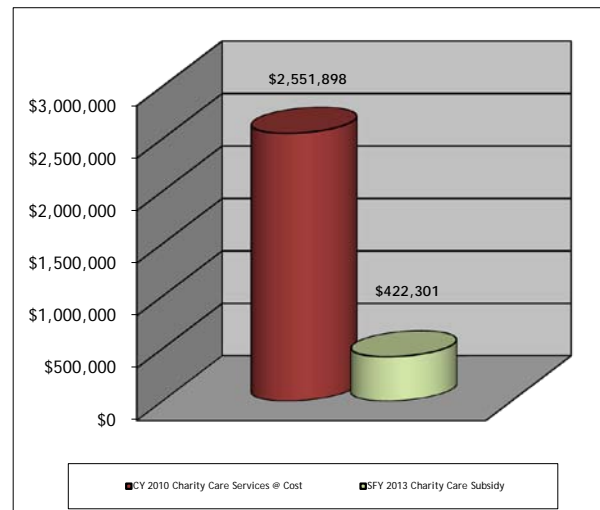
Annual Contributions as a Healthcare Safety Net

- o Hospitals also give back to the community by serving as the primary source of medical services for the state's 1.3 million uninsured, thus serving as the healthcare safety net for the most needy at a cost of over \$1.3 billion annually.
- o In 2011, uninsured patients presented at Southern Ocean Medical Center on 10,024 occasions.
- o Hospitals provide a forum for non-salaried physicians to deliver services related to their individual practices.
- o New Jersey's general hospitals are predominantly not-for-profit entities — any excess revenue over expenses is returned to the community in the form of new medical technology, expanded hospital services, maintenance and expansion of physical infrastructure and the enhanced ability to hire & maintain skilled workforce.

Annual Taxes

- o Southern Ocean Medical Center pays in excess of \$878,300 annually in taxes including:
 - 0.53 Percent Assessment: \$705,400
 - Adjusted Admissions Assessment: \$141,500
 - Newborn Screening Fees: \$31,400
 - Other assessments such as New Jersey Poison Information & Education System (NJPIES) and Maternal and Child Health Consortium Assessment
 - In addition, hospitals routinely support their local municipalities through special payments in lieu of taxes.

SFY 2013 Charity Care Subsidy Shortfall



St. Francis Medical Center

Annual Contributions to the Local and State Economy

- o Total Expenditures: \$127,676,000
- o 710 full-time equivalent jobs, including:
 - Nursing: 221
 - Therapy: 18
 - Radiology: 34
 - Pharmacy: 13
 - Pathology and Laboratory: 26
 - Dietary/Housekeeping/Maintenance: 62
- o Purchased Services of \$14,856,000, including:
 - Contracted Labor: \$5,481,000
 - Pharmaceutical Drugs: \$5,784,000
 - Dietary/Laundry/Housekeeping Supplies: \$833,000
 - Building Supplies: \$206,000
 - Utilities: \$2,552,000 including:
 - \$1,393,000 in Electric
 - \$633,000 in Oil & Gas
 - \$526,000 in Water/Sewage/Disposal
- o Total Employee Payroll: \$44,690,000
- o Estimated State Income Taxes Paid by Employees: \$2,469,100

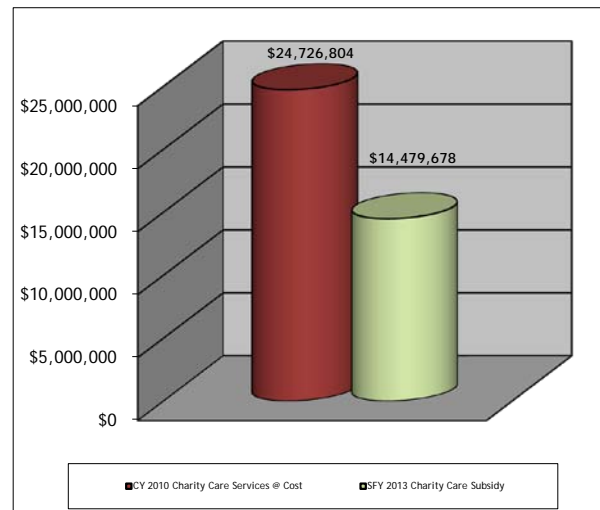
Annual Contributions as a Healthcare Safety Net

- o Hospitals also give back to the community by serving as the primary source of medical services for the state's 1.3 million uninsured, thus serving as the healthcare safety net for the most needy at a cost of over \$1.3 billion annually.
- o In 2011, uninsured patients presented at St. Francis Medical Center on 32,203 occasions.
- o Hospitals provide a forum for non-salaried physicians to deliver services related to their individual practices.
- o New Jersey's general hospitals are predominantly not-for-profit entities — any excess revenue over expenses is returned to the community in the form of new medical technology, expanded hospital services, maintenance and expansion of physical infrastructure and the enhanced ability to hire & maintain skilled workforce.

Annual Taxes

- o St. Francis Medical Center pays in excess of \$756,700 annually in taxes including:
 - 0.53 Percent Assessment: \$665,600
 - Adjusted Admissions Assessment: \$91,100
 - Newborn Screening Fees: \$0
 - Other assessments such as New Jersey Poison Information & Education System (NJPIES) and Maternal and Child Health Consortium Assessment
 - In addition, hospitals routinely support their local municipalities through special payments in lieu of taxes.

SFY 2013 Charity Care Subsidy Shortfall



St. Joseph's Regional Medical Center

Annual Contributions to the Local and State Economy

- o Total Expenditures: \$586,635,000
- o 3,893 full-time equivalent jobs, including:
 - Nursing: 939
 - Therapy: 117
 - Radiology: 189
 - Pharmacy: 89
 - Pathology and Laboratory: 113
 - Dietary/Housekeeping/Maintenance: 243
- o Purchased Services of \$81,660,000, including:
 - Contracted Labor: \$50,281,000
 - Pharmaceutical Drugs: \$20,907,000
 - Dietary/Laundry/Housekeeping Supplies: \$2,040,000
 - Building Supplies: \$561,000
 - Utilities: \$7,871,000 including:
 - \$4,768,000 in Electric
 - \$2,628,000 in Oil & Gas
 - \$475,000 in Water/Sewage/Disposal
- o Total Employee Payroll: \$265,568,000
- o Estimated State Income Taxes Paid by Employees: \$14,672,600

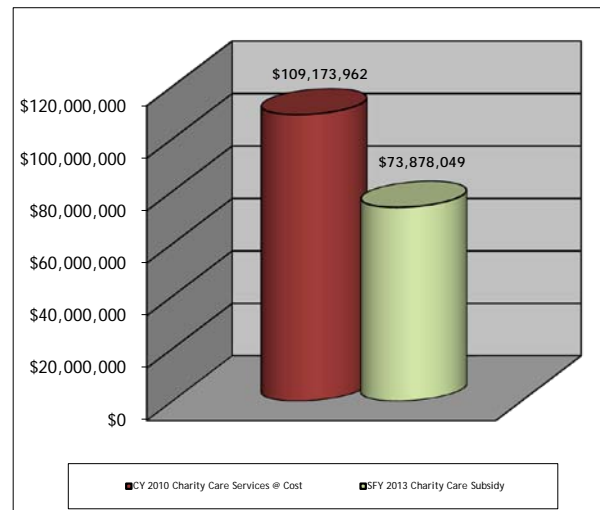
Annual Contributions as a Healthcare Safety Net

- o Hospitals also give back to the community by serving as the primary source of medical services for the state's 1.3 million uninsured, thus serving as the healthcare safety net for the most needy at a cost of over \$1.3 billion annually.
- o In 2011, uninsured patients presented at St. Joseph's Regional Medical Center on 195,157 occasions.
- o Hospitals provide a forum for non-salaried physicians to deliver services related to their individual practices.
- o New Jersey's general hospitals are predominantly not-for-profit entities — any excess revenue over expenses is returned to the community in the form of new medical technology, expanded hospital services, maintenance and expansion of physical infrastructure and the enhanced ability to hire & maintain skilled workforce.

Annual Taxes

- o St. Joseph's Regional Medical Center pays in excess of \$3,780,600 annually in taxes including:
 - 0.53 Percent Assessment: \$3,075,100
 - Adjusted Admissions Assessment: \$419,700
 - Newborn Screening Fees: \$285,800
 - Other assessments such as New Jersey Poison Information & Education System (NJPIES) and Maternal and Child Health Consortium Assessment
 - In addition, hospitals routinely support their local municipalities through special payments in lieu of taxes.

SFY 2013 Charity Care Subsidy Shortfall



St. Joseph's Wayne Hospital

Annual Contributions to the Local and State Economy

- o Total Expenditures: \$85,163,000
- o 638 full-time equivalent jobs, including:
 - Nursing: 222
 - Therapy: 37
 - Radiology: 63
 - Pharmacy: 20
 - Pathology and Laboratory: 19
 - Dietary/Housekeeping/Maintenance: 87
- o Purchased Services of \$16,917,000, including:
 - Contracted Labor: \$11,098,000
 - Pharmaceutical Drugs: \$3,233,000
 - Dietary/Laundry/Housekeeping Supplies: \$801,000
 - Building Supplies: \$162,000
 - Utilities: \$1,623,000 including:
 - \$994,000 in Electric
 - \$504,000 in Oil & Gas
 - \$125,000 in Water/Sewage/Disposal
- o Total Employee Payroll: \$37,205,000
- o Estimated State Income Taxes Paid by Employees: \$2,055,600

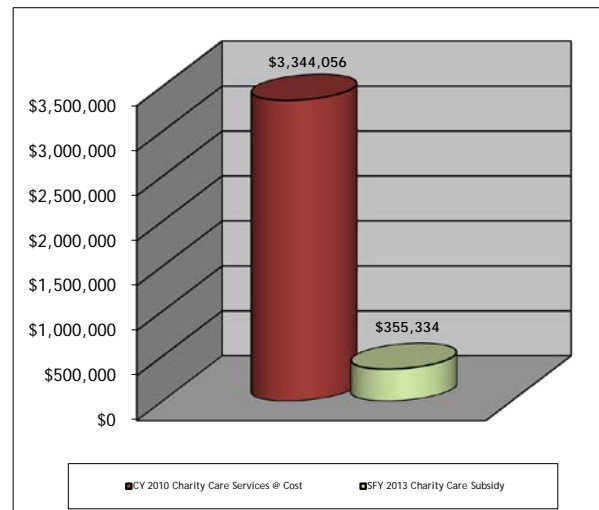
Annual Contributions as a Healthcare Safety Net

- o Hospitals also give back to the community by serving as the primary source of medical services for the state's 1.3 million uninsured, thus serving as the healthcare safety net for the most needy at a cost of over \$1.3 billion annually.
- o In 2011, uninsured patients presented at St. Joseph's Wayne Hospital on 7,231 occasions.
- o Hospitals provide a forum for non-salaried physicians to deliver services related to their individual practices.
- o New Jersey's general hospitals are predominantly not-for-profit entities — any excess revenue over expenses is returned to the community in the form of new medical technology, expanded hospital services, maintenance and expansion of physical infrastructure and the enhanced ability to hire & maintain skilled workforce.

Annual Taxes

- o St. Joseph's Wayne Hospital pays in excess of \$604,100 annually in taxes including:
 - 0.53 Percent Assessment: \$506,300
 - Adjusted Admissions Assessment: \$97,900
 - Newborn Screening Fees: \$0
 - Other assessments such as New Jersey Poison Information & Education System (NJPIES) and Maternal and Child Health Consortium Assessment
 - In addition, hospitals routinely support their local municipalities through special payments in lieu of taxes.

SFY 2013 Charity Care Subsidy Shortfall



St. Luke's Hospital - Warren Campus

Annual Contributions to the Local and State Economy

- o Total Expenditures: \$127,067,000
- o 868 full-time equivalent jobs, including:
 - Nursing: 214
 - Therapy: 33
 - Radiology: 55
 - Pharmacy: 15
 - Pathology and Laboratory: 49
 - Dietary/Housekeeping/Maintenance: 112
- o Purchased Services of \$16,594,000, including:
 - Contracted Labor: \$6,972,000
 - Pharmaceutical Drugs: \$6,141,000
 - Dietary/Laundry/Housekeeping Supplies: \$1,042,000
 - Building Supplies: \$286,000
 - Utilities: \$2,153,000 including:
 - \$1,366,000 in Electric
 - \$494,000 in Oil & Gas
 - \$293,000 in Water/Sewage/Disposal
- o Total Employee Payroll: \$44,908,000
- o Estimated State Income Taxes Paid by Employees: \$2,481,200

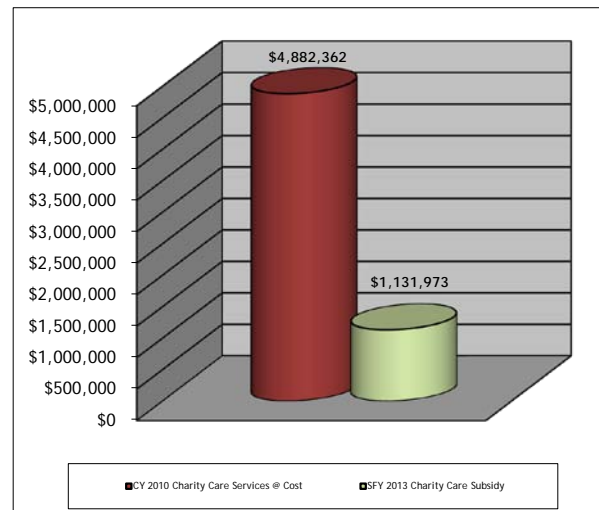
Annual Contributions as a Healthcare Safety Net

- o Hospitals also give back to the community by serving as the primary source of medical services for the state's 1.3 million uninsured, thus serving as the healthcare safety net for the most needy at a cost of over \$1.3 billion annually.
- o In 2011, uninsured patients presented at St. Luke's Hospital - Warren Campus on 19,461 occasions.
- o Hospitals provide a forum for non-salaried physicians to deliver services related to their individual practices.
- o New Jersey's general hospitals are predominantly not-for-profit entities — any excess revenue over expenses is returned to the community in the form of new medical technology, expanded hospital services, maintenance and expansion of physical infrastructure and the enhanced ability to hire & maintain skilled workforce.

Annual Taxes

- o St. Luke's Hospital - Warren Campus pays in excess of \$838,500 annually in taxes including:
 - 0.53 Percent Assessment: \$695,200
 - Adjusted Admissions Assessment: \$143,300
 - Newborn Screening Fees: \$0
 - Other assessments such as New Jersey Poison Information & Education System (NJPIES) and Maternal and Child Health Consortium Assessment
 - In addition, hospitals routinely support their local municipalities through special payments in lieu of taxes.

SFY 2013 Charity Care Subsidy Shortfall



St. Mary's Hospital

Annual Contributions to the Local and State Economy

- o Total Expenditures: \$171,260,000
- o 1,101 full-time equivalent jobs, including:
 - Nursing: 310
 - Therapy: 28
 - Radiology: 64
 - Pharmacy: 25
 - Pathology and Laboratory: 37
 - Dietary/Housekeeping/Maintenance: 113
- o Purchased Services of \$27,751,000, including:
 - Contracted Labor: \$17,401,000
 - Pharmaceutical Drugs: \$6,695,000
 - Dietary/Laundry/Housekeeping Supplies: \$1,002,000
 - Building Supplies: \$156,000
 - Utilities: \$2,497,000 including:
 - \$1,688,000 in Electric
 - \$446,000 in Oil & Gas
 - \$363,000 in Water/Sewage/Disposal
- o Total Employee Payroll: \$68,638,000
- o Estimated State Income Taxes Paid by Employees: \$3,792,200

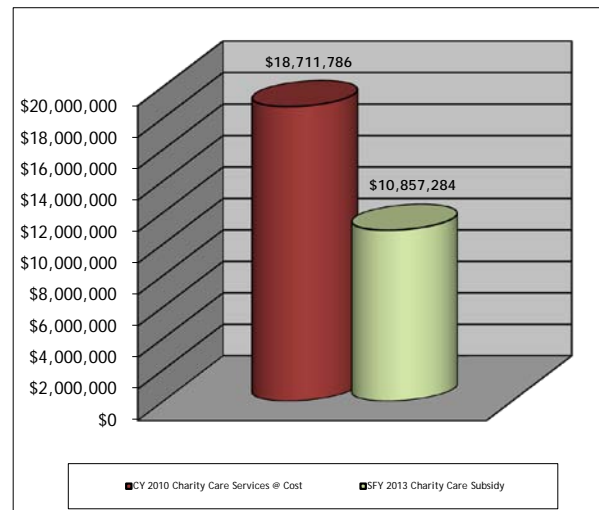
Annual Contributions as a Healthcare Safety Net

- o Hospitals also give back to the community by serving as the primary source of medical services for the state's 1.3 million uninsured, thus serving as the healthcare safety net for the most needy at a cost of over \$1.3 billion annually.
- o In 2011, uninsured patients presented at St. Mary's Hospital on 52,380 occasions.
- o Hospitals provide a forum for non-salaried physicians to deliver services related to their individual practices.
- o New Jersey's general hospitals are predominantly not-for-profit entities — any excess revenue over expenses is returned to the community in the form of new medical technology, expanded hospital services, maintenance and expansion of physical infrastructure and the enhanced ability to hire & maintain skilled workforce.

Annual Taxes

- o St. Mary's Hospital pays in excess of \$1,165,400 annually in taxes including:
 - 0.53 Percent Assessment: \$884,400
 - Adjusted Admissions Assessment: \$185,100
 - Newborn Screening Fees: \$95,900
 - Other assessments such as New Jersey Poison Information & Education System (NJPIES) and Maternal and Child Health Consortium Assessment
 - In addition, hospitals routinely support their local municipalities through special payments in lieu of taxes.

SFY 2013 Charity Care Subsidy Shortfall



Trinitas Regional Medical Center

Annual Contributions to the Local and State Economy

- o Total Expenditures: \$301,527,000
- o 2,133 full-time equivalent jobs, including:
 - Nursing: 462
 - Therapy: 59
 - Radiology: 58
 - Pharmacy: 26
 - Pathology and Laboratory: 40
 - Dietary/Housekeeping/Maintenance: 221
- o Purchased Services of \$26,605,000, including:
 - Contracted Labor: \$5,337,000
 - Pharmaceutical Drugs: \$13,393,000
 - Dietary/Laundry/Housekeeping Supplies: \$2,605,000
 - Building Supplies: \$315,000
 - Utilities: \$4,955,000 including:
 - \$2,840,000 in Electric
 - \$1,488,000 in Oil & Gas
 - \$627,000 in Water/Sewage/Disposal
- o Total Employee Payroll: \$120,958,000
- o Estimated State Income Taxes Paid by Employees: \$6,682,900

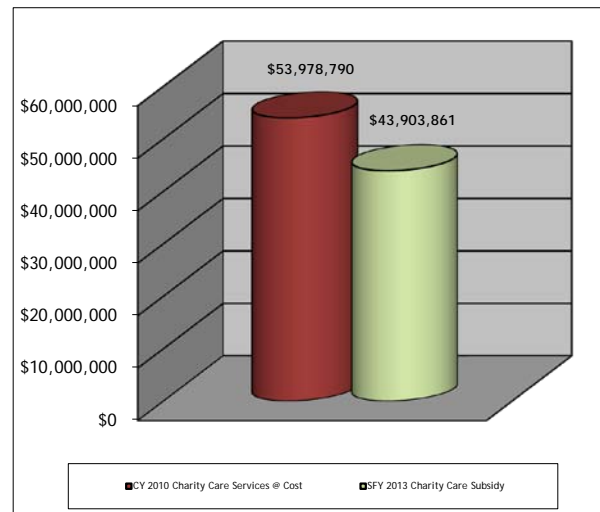
Annual Contributions as a Healthcare Safety Net

- o Hospitals also give back to the community by serving as the primary source of medical services for the state's 1.3 million uninsured, thus serving as the healthcare safety net for the most needy at a cost of over \$1.3 billion annually.
- o In 2011, uninsured patients presented at Trinitas Regional Medical Center on 108,200 occasions.
- o Hospitals provide a forum for non-salaried physicians to deliver services related to their individual practices.
- o New Jersey's general hospitals are predominantly not-for-profit entities — any excess revenue over expenses is returned to the community in the form of new medical technology, expanded hospital services, maintenance and expansion of physical infrastructure and the enhanced ability to hire & maintain skilled workforce.

Annual Taxes

- o Trinitas Regional Medical Center pays in excess of \$2,086,700 annually in taxes including:
 - 0.53 Percent Assessment: \$1,603,100
 - Adjusted Admissions Assessment: \$288,100
 - Newborn Screening Fees: \$195,500
 - Other assessments such as New Jersey Poison Information & Education System (NJPIES) and Maternal and Child Health Consortium Assessment
 - In addition, hospitals routinely support their local municipalities through special payments in lieu of taxes.

SFY 2013 Charity Care Subsidy Shortfall



Underwood-Memorial Hospital

Annual Contributions to the Local and State Economy

- o Total Expenditures: \$181,426,000
- o 1,286 full-time equivalent jobs, including:
 - Nursing: 371
 - Therapy: 45
 - Radiology: 65
 - Pharmacy: 25
 - Pathology and Laboratory: 60
 - Dietary/Housekeeping/Maintenance: 119
- o Purchased Services of \$23,706,000, including:
 - Contracted Labor: \$13,439,000
 - Pharmaceutical Drugs: \$6,009,000
 - Dietary/Laundry/Housekeeping Supplies: \$899,000
 - Building Supplies: \$13,000
 - Utilities: \$3,346,000 including:
 - \$1,912,000 in Electric
 - \$1,095,000 in Oil & Gas
 - \$339,000 in Water/Sewage/Disposal
- o Total Employee Payroll: \$79,670,000
- o Estimated State Income Taxes Paid by Employees: \$4,401,800

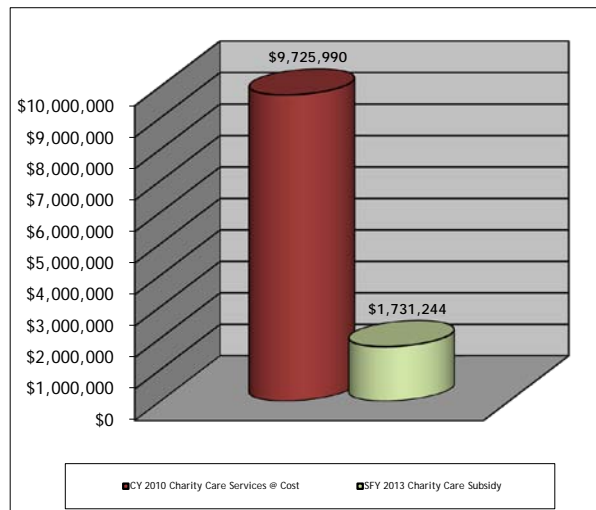
Annual Contributions as a Healthcare Safety Net

- o Hospitals also give back to the community by serving as the primary source of medical services for the state's 1.3 million uninsured, thus serving as the healthcare safety net for the most needy at a cost of over \$1.3 billion annually.
- o In 2011, uninsured patients presented at Underwood-Memorial Hospital on 17,311 occasions.
- o Hospitals provide a forum for non-salaried physicians to deliver services related to their individual practices.
- o New Jersey's general hospitals are predominantly not-for-profit entities — any excess revenue over expenses is returned to the community in the form of new medical technology, expanded hospital services, maintenance and expansion of physical infrastructure and the enhanced ability to hire & maintain skilled workforce.

Annual Taxes

- o Underwood-Memorial Hospital pays in excess of \$1,245,300 annually in taxes including:
 - 0.53 Percent Assessment: \$953,600
 - Adjusted Admissions Assessment: \$207,000
 - Newborn Screening Fees: \$84,700
 - Other assessments such as New Jersey Poison Information & Education System (NJPIES) and Maternal and Child Health Consortium Assessment
 - In addition, hospitals routinely support their local municipalities through special payments in lieu of taxes.

SFY 2013 Charity Care Subsidy Shortfall



University Hospital (UMDNJ)

Annual Contributions to the Local and State Economy

- o Total Expenditures: \$699,612,000
- o 3,463 full-time equivalent jobs, including:
 - Nursing: 734
 - Therapy: 104
 - Radiology: 165
 - Pharmacy: 72
 - Pathology and Laboratory: 147
 - Dietary/Housekeeping/Maintenance: 114
- o Purchased Services of \$50,568,000, including:
 - Contracted Labor: \$23,526,000
 - Pharmaceutical Drugs: \$16,739,000
 - Dietary/Laundry/Housekeeping Supplies: \$4,794,000
 - Building Supplies: \$1,000
 - Utilities: \$5,508,000 including:
 - \$1,074,000 in Electric
 - \$1,225,000 in Oil & Gas
 - \$3,209,000 in Water/Sewage/Disposal
- o Total Employee Payroll: \$273,130,000
- o Estimated State Income Taxes Paid by Employees: \$15,090,400

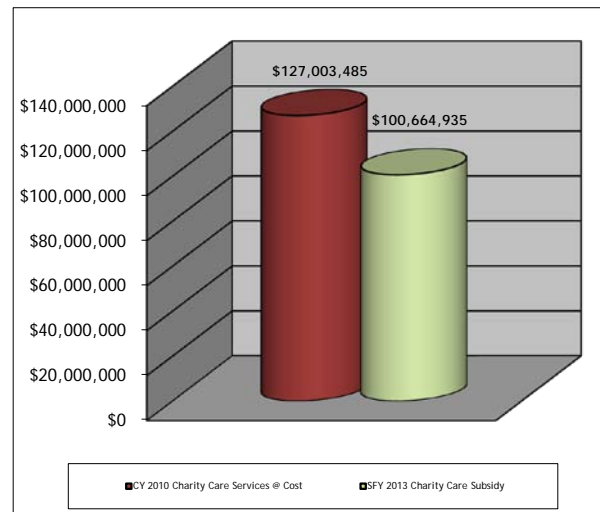
Annual Contributions as a Healthcare Safety Net

- o Hospitals also give back to the community by serving as the primary source of medical services for the state's 1.3 million uninsured, thus serving as the healthcare safety net for the most needy at a cost of over \$1.3 billion annually.
- o In 2011, uninsured patients presented at University Hospital (UMDNJ) on 176,863 occasions.
- o Hospitals provide a forum for non-salaried physicians to deliver services related to their individual practices.
- o New Jersey's general hospitals are predominantly not-for-profit entities — any excess revenue over expenses is returned to the community in the form of new medical technology, expanded hospital services, maintenance and expansion of physical infrastructure and the enhanced ability to hire & maintain skilled workforce.

Annual Taxes

- o University Hospital (UMDNJ) pays in excess of \$4,269,200 annually in taxes including:
 - 0.53 Percent Assessment: \$3,695,600
 - Adjusted Admissions Assessment: \$281,200
 - Newborn Screening Fees: \$292,300
 - Other assessments such as New Jersey Poison Information & Education System (NJPIES) and Maternal and Child Health Consortium Assessment
 - In addition, hospitals routinely support their local municipalities through special payments in lieu of taxes.

SFY 2013 Charity Care Subsidy Shortfall



University Medical Center of Princeton at Plainsboro

Annual Contributions to the Local and State Economy

- o Total Expenditures: \$258,000,000
- o 1,340 full-time equivalent jobs, including:
 - Nursing: 423
 - Therapy: 79
 - Radiology: 93
 - Pharmacy: 44
 - Pathology and Laboratory: 93
 - Dietary/Housekeeping/Maintenance: 125
- o Purchased Services of \$22,922,000, including:
 - Contracted Labor: \$2,814,000
 - Pharmaceutical Drugs: \$13,208,000
 - Dietary/Laundry/Housekeeping Supplies: \$1,480,000
 - Building Supplies: \$0
 - Utilities: \$5,420,000 including:
 - \$2,841,000 in Electric
 - \$1,921,000 in Oil & Gas
 - \$658,000 in Water/Sewage/Disposal
- o Total Employee Payroll: \$87,202,000
- o Estimated State Income Taxes Paid by Employees: \$4,817,900

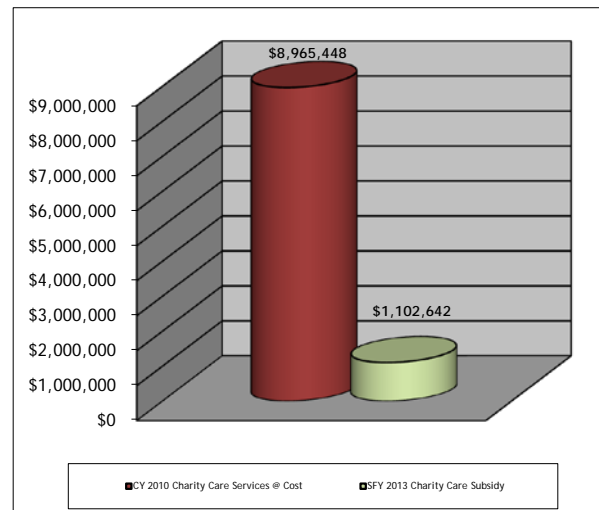
Annual Contributions as a Healthcare Safety Net

- o Hospitals also give back to the community by serving as the primary source of medical services for the state's 1.3 million uninsured, thus serving as the healthcare safety net for the most needy at a cost of over \$1.3 billion annually.
- o In 2011, uninsured patients presented at University Medical Center of Princeton at Plainsboro on 34,286 occasions.
- o Hospitals provide a forum for non-salaried physicians to deliver services related to their individual practices.
- o New Jersey's general hospitals are predominantly not-for-profit entities — any excess revenue over expenses is returned to the community in the form of new medical technology, expanded hospital services, maintenance and expansion of physical infrastructure and the enhanced ability to hire & maintain skilled workforce.

Annual Taxes

- o University Medical Center of Princeton at Plainsboro pays in excess of \$1,952,200 annually in taxes
 - 0.53 Percent Assessment: \$1,473,100
 - Adjusted Admissions Assessment: \$313,800
 - Newborn Screening Fees: \$165,300
 - Other assessments such as New Jersey Poison Information & Education System (NJPIES) and Maternal and Child Health Consortium Assessment
 - In addition, hospitals routinely support their local municipalities through special payments in lieu of taxes.

SFY 2013 Charity Care Subsidy Shortfall



Valley Hospital

Annual Contributions to the Local and State Economy

- o Total Expenditures: \$568,553,000
- o 3,175 full-time equivalent jobs, including:
 - Nursing: 914
 - Therapy: 118
 - Radiology: 256
 - Pharmacy: 77
 - Pathology and Laboratory: 150
 - Dietary/Housekeeping/Maintenance: 311
- o Purchased Services of \$78,137,000, including:
 - Contracted Labor: \$37,872,000
 - Pharmaceutical Drugs: \$29,856,000
 - Dietary/Laundry/Housekeeping Supplies: \$4,049,000
 - Building Supplies: \$310,000
 - Utilities: \$6,050,000 including:
 - \$4,134,000 in Electric
 - \$1,068,000 in Oil & Gas
 - \$848,000 in Water/Sewage/Disposal
- o Total Employee Payroll: \$244,927,000
- o Estimated State Income Taxes Paid by Employees: \$13,532,200

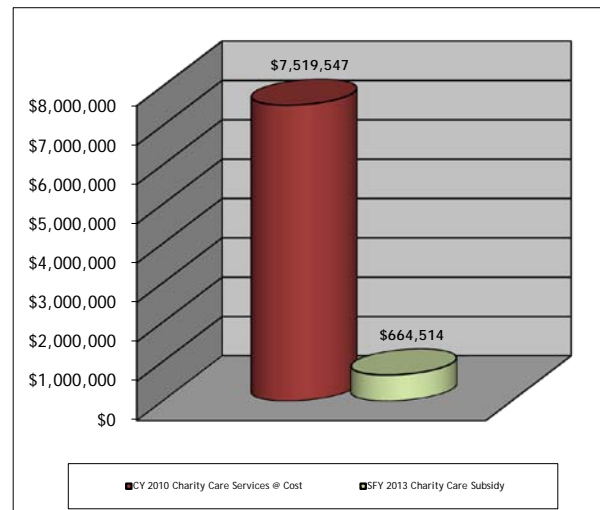
Annual Contributions as a Healthcare Safety Net

- o Hospitals also give back to the community by serving as the primary source of medical services for the state's 1.3 million uninsured, thus serving as the healthcare safety net for the most needy at a cost of over \$1.3 billion annually.
- o In 2011, uninsured patients presented at Valley Hospital on 30,728 occasions.
- o Hospitals provide a forum for non-salaried physicians to deliver services related to their individual practices.
- o New Jersey's general hospitals are predominantly not-for-profit entities — any excess revenue over expenses is returned to the community in the form of new medical technology, expanded hospital services, maintenance and expansion of physical infrastructure and the enhanced ability to hire & maintain skilled workforce.

Annual Taxes

- o Valley Hospital pays in excess of \$4,111,400 annually in taxes including:
 - 0.53 Percent Assessment: \$3,326,600
 - Adjusted Admissions Assessment: \$507,200
 - Newborn Screening Fees: \$277,700
 - Other assessments such as New Jersey Poison Information & Education System (NJPIES) and Maternal and Child Health Consortium Assessment
 - In addition, hospitals routinely support their local municipalities through special payments in lieu of taxes.

SFY 2013 Charity Care Subsidy Shortfall



Virtua Berlin

Annual Contributions to the Local and State Economy

- o Total Expenditures: \$75,802,000
- o Purchased Services of \$5,928,000, including:
 - Contracted Labor: \$3,398,000
 - Pharmaceutical Drugs: \$1,495,000
 - Dietary/Laundry/Housekeeping Supplies: \$266,000
 - Building Supplies: \$54,000
 - Utilities: \$715,000 including:
 - \$543,000 in Electric
 - \$78,000 in Oil & Gas
 - \$94,000 in Water/Sewage/Disposal
- o 381 full-time equivalent jobs, including:
 - Nursing: 157
 - Therapy: 20
 - Radiology: 25
 - Pharmacy: 12
 - Pathology and Laboratory: 29
 - Dietary/Housekeeping/Maintenance: 38
- o Total Employee Payroll: \$25,170,000
- o Estimated State Income Taxes Paid by Employees: \$1,390,600

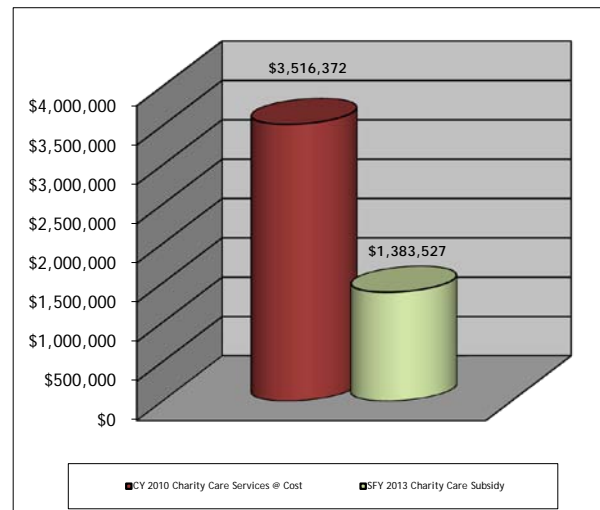
Annual Contributions as a Healthcare Safety Net

- o Hospitals also give back to the community by serving as the primary source of medical services for the state's 1.3 million uninsured, thus serving as the healthcare safety net for the most needy at a cost of over \$1.3 billion annually.
- o In 2011, uninsured patients presented at Virtua Berlin on 4,126 occasions.
- o Hospitals provide a forum for non-salaried physicians to deliver services related to their individual practices.
- o New Jersey's general hospitals are predominantly not-for-profit entities — any excess revenue over expenses is returned to the community in the form of new medical technology, expanded hospital services, maintenance and expansion of physical infrastructure and the enhanced ability to hire & maintain skilled workforce.

Annual Taxes

- o Virtua Berlin pays in excess of \$405,300 annually in taxes including:
 - 0.53 Percent Assessment: \$342,500
 - Adjusted Admissions Assessment: \$62,800
 - Newborn Screening Fees: \$0
 - Other assessments such as New Jersey Poison Information & Education System (NJPIES) and Maternal and Child Health Consortium Assessment
 - In addition, hospitals routinely support their local municipalities through special payments in lieu of taxes.

SFY 2013 Charity Care Subsidy Shortfall



Virtua Marlton

Annual Contributions to the Local and State Economy

- o Total Expenditures: \$186,970,000
- o Purchased Services of \$16,144,000, including:
 - Contracted Labor: \$8,448,000
 - Pharmaceutical Drugs: \$5,223,000
 - Dietary/Laundry/Housekeeping Supplies: \$403,000
 - Building Supplies: \$390,000
 - Utilities: \$1,680,000 including:
 - \$1,387,000 in Electric
 - \$105,000 in Oil & Gas
 - \$188,000 in Water/Sewage/Disposal
- o 787 full-time equivalent jobs, including:
 - Nursing: 373
 - Therapy: 30
 - Radiology: 44
 - Pharmacy: 23
 - Pathology and Laboratory: 55
 - Dietary/Housekeeping/Maintenance: 84
- o Total Employee Payroll: \$50,665,000
- o Estimated State Income Taxes Paid by Employees: \$2,799,200

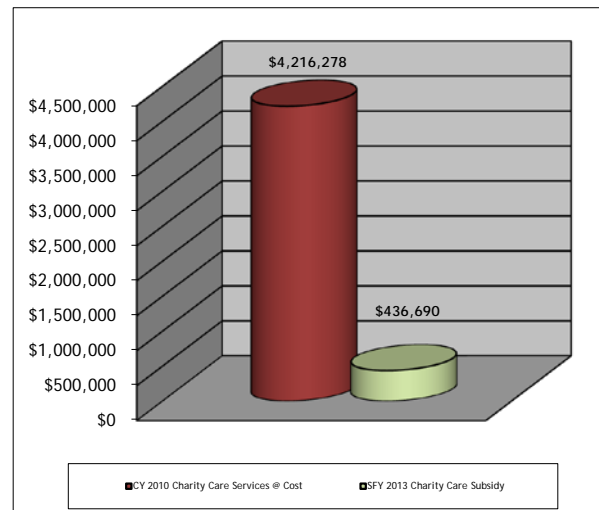
Annual Contributions as a Healthcare Safety Net

- o Hospitals also give back to the community by serving as the primary source of medical services for the state's 1.3 million uninsured, thus serving as the healthcare safety net for the most needy at a cost of over \$1.3 billion annually.
- o In 2011, uninsured patients presented at Virtua Marlton on 3,046 occasions.
- o Hospitals provide a forum for non-salaried physicians to deliver services related to their individual practices.
- o New Jersey's general hospitals are predominantly not-for-profit entities — any excess revenue over expenses is returned to the community in the form of new medical technology, expanded hospital services, maintenance and expansion of physical infrastructure and the enhanced ability to hire & maintain skilled workforce.

Annual Taxes

- o Virtua Marlton pays in excess of \$1,225,300 annually in taxes including:
 - 0.53 Percent Assessment: \$1,083,100
 - Adjusted Admissions Assessment: \$142,200
 - Newborn Screening Fees: \$0
 - Other assessments such as New Jersey Poison Information & Education System (NJPIES) and Maternal and Child Health Consortium Assessment
 - In addition, hospitals routinely support their local municipalities through special payments in lieu of taxes.

SFY 2013 Charity Care Subsidy Shortfall



Virtua Memorial

Annual Contributions to the Local and State Economy

- o Total Expenditures: \$302,752,000
- o 1,505 full-time equivalent jobs, including:
 - Nursing: 546
 - Therapy: 38
 - Radiology: 100
 - Pharmacy: 33
 - Pathology and Laboratory: 81
 - Dietary/Housekeeping/Maintenance: 148
- o Purchased Services of \$26,446,000, including:
 - Contracted Labor: \$14,486,000
 - Pharmaceutical Drugs: \$7,480,000
 - Dietary/Laundry/Housekeeping Supplies: \$309,000
 - Building Supplies: \$276,000
 - Utilities: \$3,895,000 including:
 - \$2,976,000 in Electric
 - \$541,000 in Oil & Gas
 - \$378,000 in Water/Sewage/Disposal
- o Total Employee Payroll: \$94,725,000
- o Estimated State Income Taxes Paid by Employees: \$5,233,600

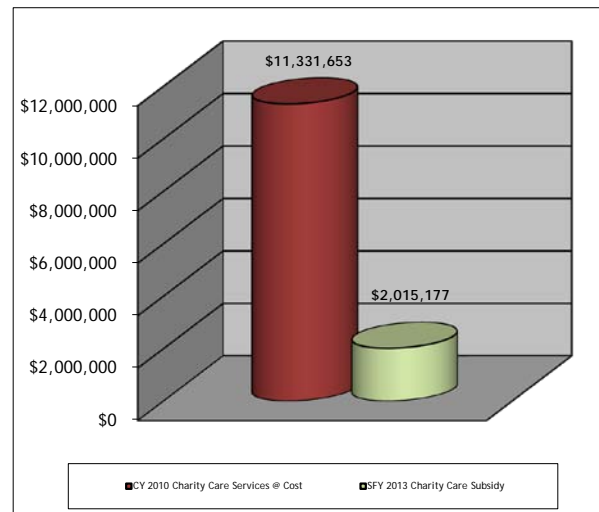
Annual Contributions as a Healthcare Safety Net

- o Hospitals also give back to the community by serving as the primary source of medical services for the state's 1.3 million uninsured, thus serving as the healthcare safety net for the most needy at a cost of over \$1.3 billion annually.
- o In 2011, uninsured patients presented at Virtua Memorial on 18,696 occasions.
- o Hospitals provide a forum for non-salaried physicians to deliver services related to their individual practices.
- o New Jersey's general hospitals are predominantly not-for-profit entities — any excess revenue over expenses is returned to the community in the form of new medical technology, expanded hospital services, maintenance and expansion of physical infrastructure and the enhanced ability to hire & maintain skilled workforce.

Annual Taxes

- o Virtua Memorial pays in excess of \$2,268,000 annually in taxes including:
 - 0.53 Percent Assessment: \$1,728,600
 - Adjusted Admissions Assessment: \$305,600
 - Newborn Screening Fees: \$233,800
 - Other assessments such as New Jersey Poison Information & Education System (NJPIES) and Maternal and Child Health Consortium Assessment
 - In addition, hospitals routinely support their local municipalities through special payments in lieu of taxes.

SFY 2013 Charity Care Subsidy Shortfall



Virtua Voorhees

Annual Contributions to the Local and State Economy

- o Total Expenditures: \$393,733,000
- o 1,997 full-time equivalent jobs, including:
 - Nursing: 539
 - Therapy: 75
 - Radiology: 88
 - Pharmacy: 33
 - Pathology and Laboratory: 83
 - Dietary/Housekeeping/Maintenance: 195
- o Purchased Services of \$33,802,000, including:
 - Contracted Labor: \$16,811,000
 - Pharmaceutical Drugs: \$8,138,000
 - Dietary/Laundry/Housekeeping Supplies: \$1,052,000
 - Building Supplies: \$297,000
 - Utilities: \$7,504,000 including:
 - \$6,074,000 in Electric
 - \$751,000 in Oil & Gas
 - \$679,000 in Water/Sewage/Disposal
- o Total Employee Payroll: \$129,559,000
- o Estimated State Income Taxes Paid by Employees: \$7,158,100

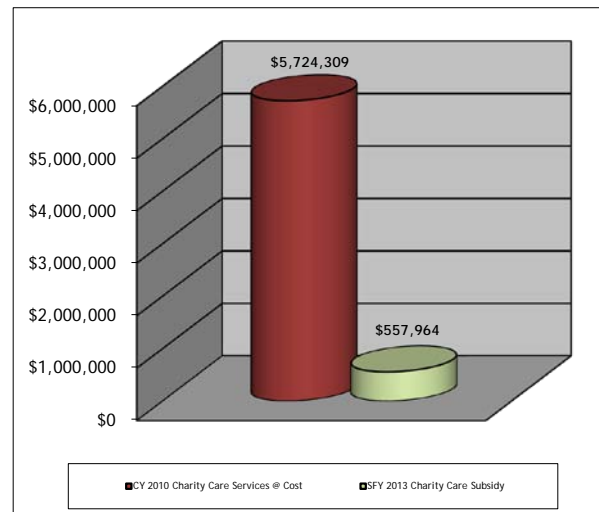
Annual Contributions as a Healthcare Safety Net

- o Hospitals also give back to the community by serving as the primary source of medical services for the state's 1.3 million uninsured, thus serving as the healthcare safety net for the most needy at a cost of over \$1.3 billion annually.
- o In 2011, uninsured patients presented at Virtua Voorhees on 28,304 occasions.
- o Hospitals provide a forum for non-salaried physicians to deliver services related to their individual practices.
- o New Jersey's general hospitals are predominantly not-for-profit entities — any excess revenue over expenses is returned to the community in the form of new medical technology, expanded hospital services, maintenance and expansion of physical infrastructure and the enhanced ability to hire & maintain skilled workforce.

Annual Taxes

- o Virtua Voorhees pays in excess of \$3,253,400 annually in taxes including:
 - 0.53 Percent Assessment: \$2,264,900
 - Adjusted Admissions Assessment: \$380,700
 - Newborn Screening Fees: \$607,900
 - Other assessments such as New Jersey Poison Information & Education System (NJPIES) and Maternal and Child Health Consortium Assessment
 - In addition, hospitals routinely support their local municipalities through special payments in lieu of taxes.

SFY 2013 Charity Care Subsidy Shortfall



Atlantic County Hospitals

Annual Contributions to the Local and State Economy

- o Total Expenditures: \$832,383,000
- o 4,731 full-time equivalent jobs, including:
 - Nursing: 1,429
 - Therapy: 92
 - Radiology: 265
 - Pharmacy: 109
 - Pathology and Laboratory: 178
 - Dietary/Housekeeping/Maintenance: 390
- o Purchased Services of \$93,184,000, including:
 - Contracted Labor: \$49,379,000
 - Pharmaceutical Drugs: \$25,318,000
 - Dietary/Laundry/Housekeeping Supplies: \$6,964,000
 - Building Supplies: \$535,000
 - Utilities: \$10,988,000 including:
 - \$7,670,000 in Electric
 - \$2,200,000 in Oil & Gas
 - \$1,118,000 in Water/Sewage/Disposal
- o Total Employee Payroll: \$315,873,000
- o Estimated State Income Taxes Paid by Employees: \$17,452,000

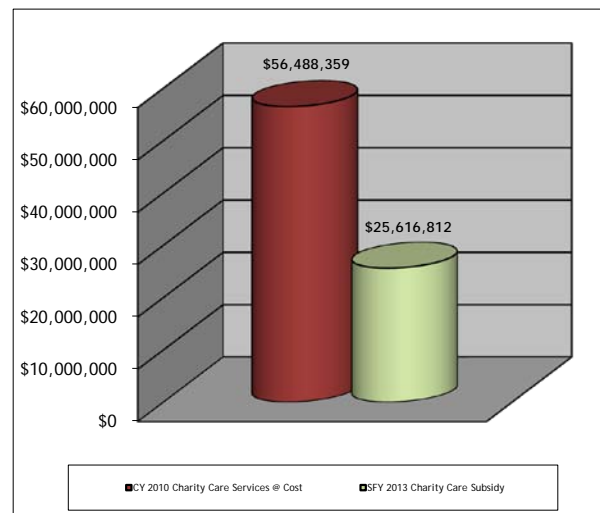
Annual Contributions as a Healthcare Safety Net

- o Hospitals also give back to the community by serving as the primary source of medical services for the state's 1.3 million uninsured, thus serving as the healthcare safety net for the most needy at a cost of over \$1.3 billion annually.
- o In 2011, uninsured patients presented at Atlantic County Hospitals on 76,215 occasions.
- o Hospitals provide a forum for non-salaried physicians to deliver services related to their individual practices.
- o New Jersey's general hospitals are predominantly not-for-profit entities — any excess revenue over expenses is returned to the community in the form of new medical technology, expanded hospital services, maintenance and expansion of physical infrastructure and the enhanced ability to hire & maintain skilled workforce.

Annual Taxes

- o Atlantic County Hospitals pay in excess of \$5,638,800 annually in taxes including:
 - 0.53 Percent Assessment: \$4,582,800
 - Adjusted Admissions Assessment: \$742,200
 - Newborn Screening Fees: \$313,800
 - Other assessments such as New Jersey Poison Information & Education System (NJPIES) and Maternal and Child Health Consortium Assessment
 - In addition, hospitals routinely support their local municipalities through special payments in lieu of taxes.

SFY 2013 Charity Care Subsidy Shortfall



Bergen County Hospitals

Annual Contributions to the Local and State Economy

- o Total Expenditures: \$2,643,950,000
- o 8,625 full-time equivalent jobs, including:
 - Nursing: 4,758
 - Therapy: 548
 - Radiology: 1,542
 - Pharmacy: 444
 - Pathology and Laboratory: 840
 - Dietary/Housekeeping/Maintenance: 1,751
- o Purchased Services of \$373,363,000, including:
 - Contracted Labor: \$124,891,000
 - Pharmaceutical Drugs: \$188,030,000
 - Dietary/Laundry/Housekeeping Supplies: \$20,472,000
 - Building Supplies: \$1,693,000
 - Utilities: \$38,277,000 including:
 - \$26,654,000 in Electric
 - \$9,087,000 in Oil & Gas
 - \$4,933,000 in Water/Sewage/Disposal
- o Total Employee Payroll: \$1,138,416,000
- o Estimated State Income Taxes Paid by Employees: \$62,897,500

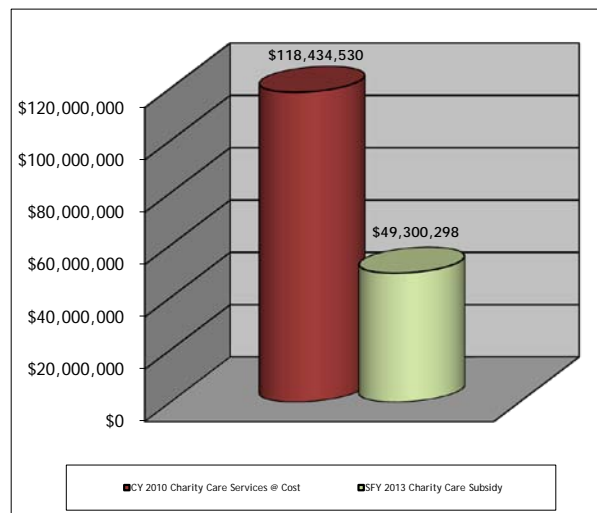
Annual Contributions as a Healthcare Safety Net

- o Hospitals also give back to the community by serving as the primary source of medical services for the state's 1.3 million uninsured, thus serving as the healthcare safety net for the most needy at a cost of over \$1.3 billion annually.
- o In 2011, uninsured patients presented at Bergen County Hospitals on 301,190 occasions.
- o Hospitals provide a forum for non-salaried physicians to deliver services related to their individual practices.
- o New Jersey's general hospitals are predominantly not-for-profit entities — any excess revenue over expenses is returned to the community in the form of new medical technology, expanded hospital services, maintenance and expansion of physical infrastructure and the enhanced ability to hire & maintain skilled workforce.

Annual Taxes

- o Bergen County Hospitals pay in excess of \$17,901,700 annually in taxes including:
 - 0.53 Percent Assessment: \$14,426,100
 - Adjusted Admissions Assessment: \$2,397,100
 - Newborn Screening Fees: \$1,078,500
 - Other assessments such as New Jersey Poison Information & Education System (NJPIES) and Maternal and Child Health Consortium Assessment
 - In addition, hospitals routinely support their local municipalities through special payments in lieu of taxes.

SFY 2013 Charity Care Subsidy Shortfall



Burlington County Hospitals

Annual Contributions to the Local and State Economy

- o Total Expenditures: \$752,057,000
- o 3,698 full-time equivalent jobs, including:
 - Nursing: 1,267
 - Therapy: 135
 - Radiology: 197
 - Pharmacy: 75
 - Pathology and Laboratory: 204
 - Dietary/Housekeeping/Maintenance: 380
- o Purchased Services of \$76,504,000, including:
 - Contracted Labor: \$45,525,000
 - Pharmaceutical Drugs: \$18,725,000
 - Dietary/Laundry/Housekeeping Supplies: \$2,468,000
 - Building Supplies: \$666,000
 - Utilities: \$9,120,000 including:
 - \$6,897,000 in Electric
 - \$1,354,000 in Oil & Gas
 - \$869,000 in Water/Sewage/Disposal
- o Total Employee Payroll: \$247,729,000
- o Estimated State Income Taxes Paid by Employees: \$13,687,000

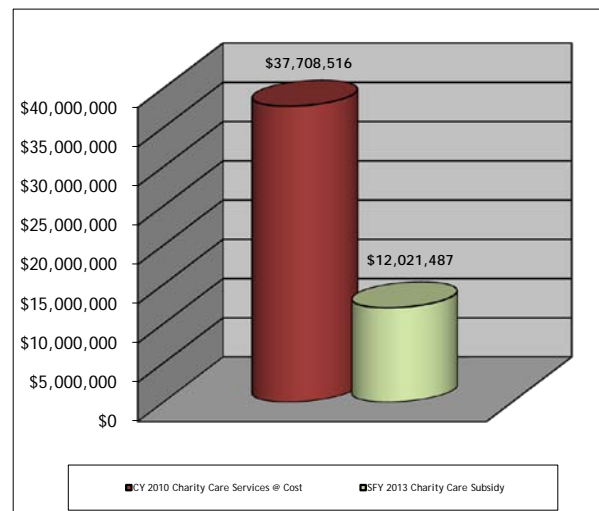
Annual Contributions as a Healthcare Safety Net

- o Hospitals also give back to the community by serving as the primary source of medical services for the state's 1.3 million uninsured, thus serving as the healthcare safety net for the most needy at a cost of over \$1.3 billion annually.
- o In 2011, uninsured patients presented at Burlington County Hospitals on 46,665 occasions.
- o Hospitals provide a forum for non-salaried physicians to deliver services related to their individual practices.
- o New Jersey's general hospitals are predominantly not-for-profit entities — any excess revenue over expenses is returned to the community in the form of new medical technology, expanded hospital services, maintenance and expansion of physical infrastructure and the enhanced ability to hire & maintain skilled workforce.

Annual Taxes

- o Burlington County Hospitals pay in excess of \$5,051,700 annually in taxes including:
 - 0.53 Percent Assessment: \$4,175,500
 - Adjusted Admissions Assessment: \$642,400
 - Newborn Screening Fees: \$233,800
 - Other assessments such as New Jersey Poison Information & Education System (NJPIES) and Maternal and Child Health Consortium Assessment
 - In addition, hospitals routinely support their local municipalities through special payments in lieu of taxes.

SFY 2013 Charity Care Subsidy Shortfall



Camden County Hospitals

Annual Contributions to the Local and State Economy

- o Total Expenditures: \$1,635,535,000
- o 8,893 full-time equivalent jobs, including:
 - Nursing: 2,350
 - Therapy: 352
 - Radiology: 387
 - Pharmacy: 176
 - Pathology and Laboratory: 390
 - Dietary/Housekeeping/Maintenance: 878
- o Purchased Services of \$170,296,000, including:
 - Contracted Labor: \$85,374,000
 - Pharmaceutical Drugs: \$53,557,000
 - Dietary/Laundry/Housekeeping Supplies: \$8,747,000
 - Building Supplies: \$384,000
 - Utilities: \$22,234,000 including:
 - \$15,925,000 in Electric
 - \$3,526,000 in Oil & Gas
 - \$2,783,000 in Water/Sewage/Disposal
- o Total Employee Payroll: \$617,090,000
- o Estimated State Income Taxes Paid by Employees: \$34,094,200

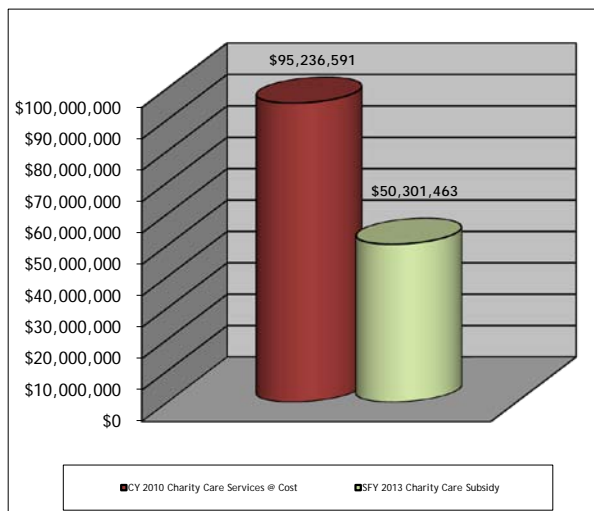
Annual Contributions as a Healthcare Safety Net

- o Hospitals also give back to the community by serving as the primary source of medical services for the state's 1.3 million uninsured, thus serving as the healthcare safety net for the most needy at a cost of over \$1.3 billion annually.
- o In 2011, uninsured patients presented at Camden County Hospitals on 143,782 occasions.
- o Hospitals provide a forum for non-salaried physicians to deliver services related to their individual practices.
- o New Jersey's general hospitals are predominantly not-for-profit entities — any excess revenue over expenses is returned to the community in the form of new medical technology, expanded hospital services, maintenance and expansion of physical infrastructure and the enhanced ability to hire & maintain skilled workforce.

Annual Taxes

- o Camden County Hospitals pay in excess of \$10,933,500 annually in taxes including:
 - 0.53 Percent Assessment: \$8,811,200
 - Adjusted Admissions Assessment: \$1,274,800
 - Newborn Screening Fees: \$847,500
 - Other assessments such as New Jersey Poison Information & Education System (NJPIES) and Maternal and Child Health Consortium Assessment
 - In addition, hospitals routinely support their local municipalities through special payments in lieu of taxes.

SFY 2013 Charity Care Subsidy Shortfall



Cape May County Hospitals

Annual Contributions to the Local and State Economy

- o Total Expenditures: \$117,809,000
- o 814 full-time equivalent jobs, including:
 - Nursing: 202
 - Therapy: 38
 - Radiology: 58
 - Pharmacy: 20
 - Pathology and Laboratory: 53
 - Dietary/Housekeeping/Maintenance: 64
- o Purchased Services of \$17,708,000, including:
 - Contracted Labor: \$10,428,000
 - Pharmaceutical Drugs: \$4,358,000
 - Dietary/Laundry/Housekeeping Supplies: \$752,000
 - Building Supplies: \$19,000
 - Utilities: \$2,151,000 including:
 - \$1,309,000 in Electric
 - \$480,000 in Oil & Gas
 - \$362,000 in Water/Sewage/Disposal
- o Total Employee Payroll: \$47,918,000
- o Estimated State Income Taxes Paid by Employees: \$2,647,500

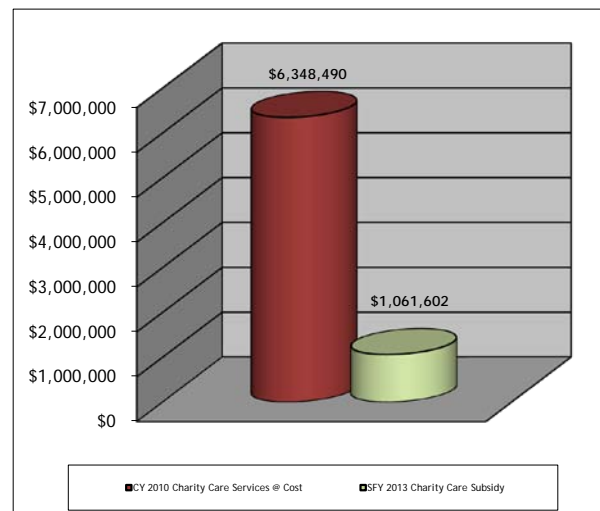
Annual Contributions as a Healthcare Safety Net

- o Hospitals also give back to the community by serving as the primary source of medical services for the state's 1.3 million uninsured, thus serving as the healthcare safety net for the most needy at a cost of over \$1.3 billion annually.
- o In 2011, uninsured patients presented at Cape May County Hospitals on 21,979 occasions.
- o Hospitals provide a forum for non-salaried physicians to deliver services related to their individual practices.
- o New Jersey's general hospitals are predominantly not-for-profit entities — any excess revenue over expenses is returned to the community in the form of new medical technology, expanded hospital services, maintenance and expansion of physical infrastructure and the enhanced ability to hire & maintain skilled workforce.

Annual Taxes

- o Cape May County Hospitals pay in excess of \$848,100 annually in taxes including:
 - 0.53 Percent Assessment: \$622,200
 - Adjusted Admissions Assessment: \$177,600
 - Newborn Screening Fees: \$48,300
 - Other assessments such as New Jersey Poison Information & Education System (NJPIES) and Maternal and Child Health Consortium Assessment
 - In addition, hospitals routinely support their local municipalities through special payments in lieu of taxes.

SFY 2013 Charity Care Subsidy Shortfall



Cumberland County Hospitals

Annual Contributions to the Local and State Economy

- o Total Expenditures: \$295,275,000
- o 2,056 full-time equivalent jobs, including:
 - Nursing: 575
 - Therapy: 43
 - Radiology: 166
 - Pharmacy: 32
 - Pathology and Laboratory: 105
 - Dietary/Housekeeping/Maintenance: 199
- o Purchased Services of \$32,130,000, including:
 - Contracted Labor: \$18,771,000
 - Pharmaceutical Drugs: \$5,962,000
 - Dietary/Laundry/Housekeeping Supplies: \$2,565,000
 - Building Supplies: \$27,000
 - Utilities: \$4,805,000 including:
 - \$3,457,000 in Electric
 - \$940,000 in Oil & Gas
 - \$408,000 in Water/Sewage/Disposal
- o Total Employee Payroll: \$127,394,000
- o Estimated State Income Taxes Paid by Employees: \$7,038,500

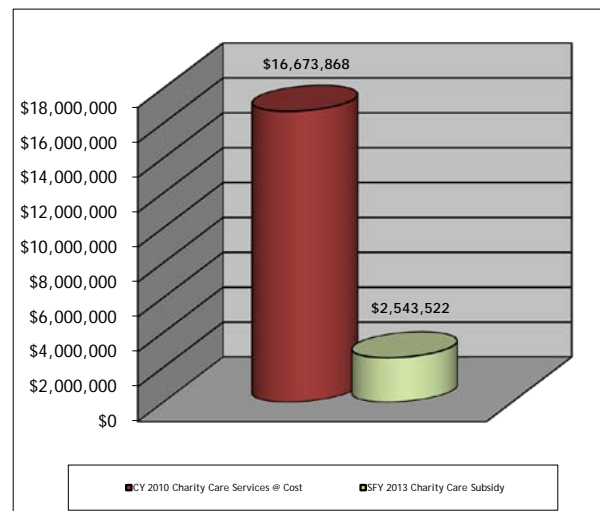
Annual Contributions as a Healthcare Safety Net

- o Hospitals also give back to the community by serving as the primary source of medical services for the state's 1.3 million uninsured, thus serving as the healthcare safety net for the most needy at a cost of over \$1.3 billion annually.
- o In 2011, uninsured patients presented at Cumberland County Hospitals on 47,896 occasions.
- o Hospitals provide a forum for non-salaried physicians to deliver services related to their individual practices.
- o New Jersey's general hospitals are predominantly not-for-profit entities — any excess revenue over expenses is returned to the community in the form of new medical technology, expanded hospital services, maintenance and expansion of physical infrastructure and the enhanced ability to hire & maintain skilled workforce.

Annual Taxes

- o Cumberland County Hospitals pay in excess of \$2,183,200 annually in taxes including:
 - 0.53 Percent Assessment: \$1,594,200
 - Adjusted Admissions Assessment: \$363,600
 - Newborn Screening Fees: \$225,400
 - Other assessments such as New Jersey Poison Information & Education System (NJPIES) and Maternal and Child Health Consortium Assessment
 - In addition, hospitals routinely support their local municipalities through special payments in lieu of taxes.

SFY 2013 Charity Care Subsidy Shortfall



Essex County Hospitals

Annual Contributions to the Local and State Economy

- o Total Expenditures: \$2,669,667,000
- o Purchased Services of \$380,147,000, including:
 - Contracted Labor: \$201,751,000
 - Pharmaceutical Drugs: \$120,372,000
 - Dietary/Laundry/Housekeeping Supplies: \$17,978,000
 - Building Supplies: \$5,255,000
 - Utilities: \$34,791,000 including:
 - \$17,652,000 in Electric
 - \$9,806,000 in Oil & Gas
 - \$7,333,000 in Water/Sewage/Disposal
- o 13,635 full-time equivalent jobs, including:
 - Nursing: 3,557
 - Therapy: 572
 - Radiology: 612
 - Pharmacy: 269
 - Pathology and Laboratory: 565
 - Dietary/Housekeeping/Maintenance: 928
- o Total Employee Payroll: \$1,047,787,000
- o Estimated State Income Taxes Paid by Employees: \$57,890,200

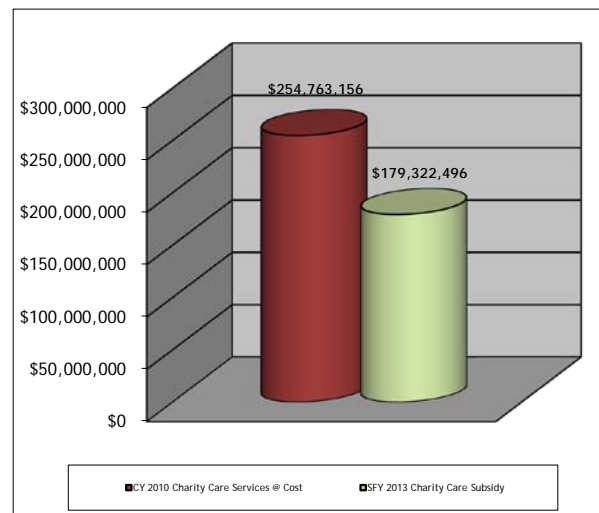
Annual Contributions as a Healthcare Safety Net

- o Hospitals also give back to the community by serving as the primary source of medical services for the state's 1.3 million uninsured, thus serving as the healthcare safety net for the most needy at a cost of over \$1.3 billion annually.
- o In 2011, uninsured patients presented at Essex County Hospitals on 521,295 occasions.
- o Hospitals provide a forum for non-salaried physicians to deliver services related to their individual practices.
- o New Jersey's general hospitals are predominantly not-for-profit entities — any excess revenue over expenses is returned to the community in the form of new medical technology, expanded hospital services, maintenance and expansion of physical infrastructure and the enhanced ability to hire & maintain skilled workforce.

Annual Taxes

- o Essex County Hospitals pay in excess of \$18,048,900 annually in taxes including:
 - 0.53 Percent Assessment: \$14,641,800
 - Adjusted Admissions Assessment: \$1,924,200
 - Newborn Screening Fees: \$1,482,900
 - Other assessments such as New Jersey Poison Information & Education System (NJPIES) and Maternal and Child Health Consortium Assessment
 - In addition, hospitals routinely support their local municipalities through special payments in lieu of taxes.

SFY 2013 Charity Care Subsidy Shortfall



Gloucester County Hospitals

Annual Contributions to the Local and State Economy

- o Total Expenditures: \$414,605,000
- o 2,572 full-time equivalent jobs, including:
 - Nursing: 729
 - Therapy: 76
 - Radiology: 183
 - Pharmacy: 52
 - Pathology and Laboratory: 119
 - Dietary/Housekeeping/Maintenance: 248
- o Purchased Services of \$56,561,000, including:
 - Contracted Labor: \$31,422,000
 - Pharmaceutical Drugs: \$15,674,000
 - Dietary/Laundry/Housekeeping Supplies: \$2,764,000
 - Building Supplies: \$28,000
 - Utilities: \$6,673,000 including:
 - \$4,236,000 in Electric
 - \$1,614,000 in Oil & Gas
 - \$823,000 in Water/Sewage/Disposal
- o Total Employee Payroll: \$161,315,000
- o Estimated State Income Taxes Paid by Employees: \$8,912,700

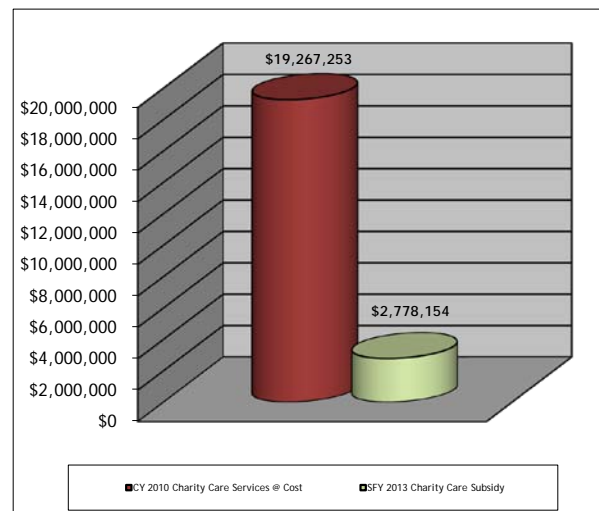
Annual Contributions as a Healthcare Safety Net

- o Hospitals also give back to the community by serving as the primary source of medical services for the state's 1.3 million uninsured, thus serving as the healthcare safety net for the most needy at a cost of over \$1.3 billion annually.
- o In 2011, uninsured patients presented at Gloucester County Hospitals on 32,621 occasions.
- o Hospitals provide a forum for non-salaried physicians to deliver services related to their individual practices.
- o New Jersey's general hospitals are predominantly not-for-profit entities — any excess revenue over expenses is returned to the community in the form of new medical technology, expanded hospital services, maintenance and expansion of physical infrastructure and the enhanced ability to hire & maintain skilled workforce.

Annual Taxes

- o Gloucester County Hospitals pay in excess of \$2,909,900 annually in taxes including:
 - 0.53 Percent Assessment: \$2,279,100
 - Adjusted Admissions Assessment: \$441,900
 - Newborn Screening Fees: \$188,900
 - Other assessments such as New Jersey Poison Information & Education System (NJPIES) and Maternal and Child Health Consortium Assessment
 - In addition, hospitals routinely support their local municipalities through special payments in lieu of taxes.

SFY 2013 Charity Care Subsidy Shortfall



Hudson County Hospitals

Annual Contributions to the Local and State Economy

- o Total Expenditures: \$996,856,000
- o Purchased Services of \$165,823,000, including:
 - Contracted Labor: \$116,474,000
 - Pharmaceutical Drugs: \$29,833,000
 - Dietary/Laundry/Housekeeping Supplies: \$6,657,000
 - Building Supplies: \$769,000
 - Utilities: \$12,090,000 including:
 - \$8,401,000 in Electric
 - \$1,741,000 in Oil & Gas
 - \$1,948,000 in Water/Sewage/Disposal
- o 6,069 full-time equivalent jobs, including:
 - Nursing: 1,661
 - Therapy: 201
 - Radiology: 279
 - Pharmacy: 119
 - Pathology and Laboratory: 216
 - Dietary/Housekeeping/Maintenance: 667
- o Total Employee Payroll: \$398,598,000
- o Estimated State Income Taxes Paid by Employees: \$22,022,500

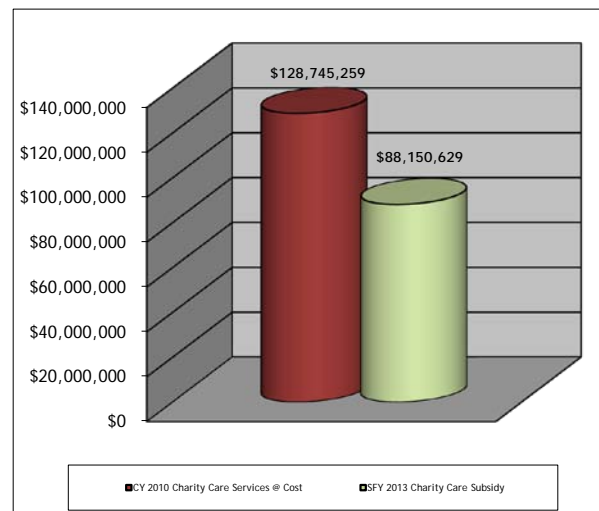
Annual Contributions as a Healthcare Safety Net

- o Hospitals also give back to the community by serving as the primary source of medical services for the state's 1.3 million uninsured, thus serving as the healthcare safety net for the most needy at a cost of over \$1.3 billion annually.
- o In 2011, uninsured patients presented at Hudson County Hospitals on 245,067 occasions.
- o Hospitals provide a forum for non-salaried physicians to deliver services related to their individual practices.
- o New Jersey's general hospitals are predominantly not-for-profit entities — any excess revenue over expenses is returned to the community in the form of new medical technology, expanded hospital services, maintenance and expansion of physical infrastructure and the enhanced ability to hire & maintain skilled workforce.

Annual Taxes

- o Hudson County Hospitals pay in excess of \$6,853,500 annually in taxes including:
 - 0.53 Percent Assessment: \$5,284,100
 - Adjusted Admissions Assessment: \$1,000,000
 - Newborn Screening Fees: \$569,300
 - Other assessments such as New Jersey Poison Information & Education System (NJPIES) and Maternal and Child Health Consortium Assessment
 - In addition, hospitals routinely support their local municipalities through special payments in lieu of taxes.

SFY 2013 Charity Care Subsidy Shortfall



Hunterdon County Hospitals

Annual Contributions to the Local and State Economy

- o Total Expenditures: \$232,766,000
- o 1,632 full-time equivalent jobs, including:
 - Nursing: 253
 - Therapy: 66
 - Radiology: 80
 - Pharmacy: 25
 - Pathology and Laboratory: 66
 - Dietary/Housekeeping/Maintenance: 131
- o Purchased Services of \$12,763,000, including:
 - Contracted Labor: \$3,930,000
 - Pharmaceutical Drugs: \$4,480,000
 - Dietary/Laundry/Housekeeping Supplies: \$975,000
 - Building Supplies: \$247,000
 - Utilities: \$3,131,000 including:
 - \$1,973,000 in Electric
 - \$879,000 in Oil & Gas
 - \$279,000 in Water/Sewage/Disposal
- o Total Employee Payroll: \$111,173,000
- o Estimated State Income Taxes Paid by Employees: \$6,142,300

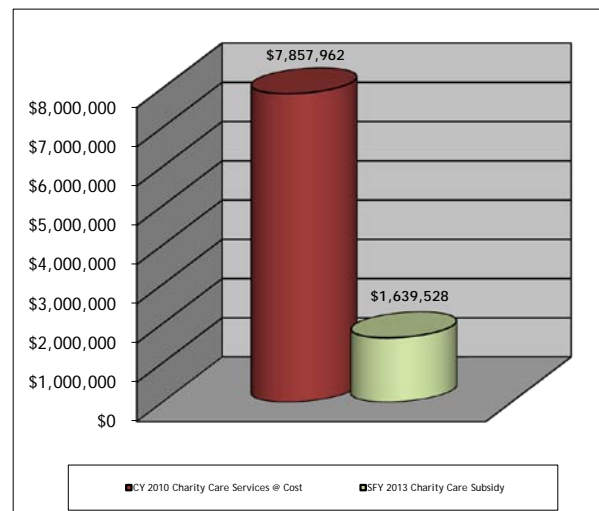
Annual Contributions as a Healthcare Safety Net

- o Hospitals also give back to the community by serving as the primary source of medical services for the state's 1.3 million uninsured, thus serving as the healthcare safety net for the most needy at a cost of over \$1.3 billion annually.
- o In 2011, uninsured patients presented at Hunterdon County Hospitals on 31,022 occasions.
- o Hospitals provide a forum for non-salaried physicians to deliver services related to their individual practices.
- o New Jersey's general hospitals are predominantly not-for-profit entities — any excess revenue over expenses is returned to the community in the form of new medical technology, expanded hospital services, maintenance and expansion of physical infrastructure and the enhanced ability to hire & maintain skilled workforce.

Annual Taxes

- o Hunterdon County Hospitals pay in excess of \$1,658,600 annually in taxes including:
 - 0.53 Percent Assessment: \$1,329,500
 - Adjusted Admissions Assessment: \$234,200
 - Newborn Screening Fees: \$94,900
 - Other assessments such as New Jersey Poison Information & Education System (NJPIES) and Maternal and Child Health Consortium Assessment
 - In addition, hospitals routinely support their local municipalities through special payments in lieu of taxes.

SFY 2013 Charity Care Subsidy Shortfall



Mercer County Hospitals

Annual Contributions to the Local and State Economy

- o Total Expenditures: \$1,124,120,000
- o 6,644 full-time equivalent jobs, including:
 - Nursing: 1,891
 - Therapy: 266
 - Radiology: 392
 - Pharmacy: 157
 - Pathology and Laboratory: 287
 - Dietary/Housekeeping/Maintenance: 615
- o Purchased Services of \$125,163,000, including:
 - Contracted Labor: \$58,452,000
 - Pharmaceutical Drugs: \$40,310,000
 - Dietary/Laundry/Housekeeping Supplies: \$7,326,000
 - Building Supplies: \$259,000
 - Utilities: \$18,816,000 including:
 - \$12,409,000 in Electric
 - \$3,918,000 in Oil & Gas
 - \$2,535,000 in Water/Sewage/Disposal
- o Total Employee Payroll: \$463,234,000
- o Estimated State Income Taxes Paid by Employees: \$25,593,700

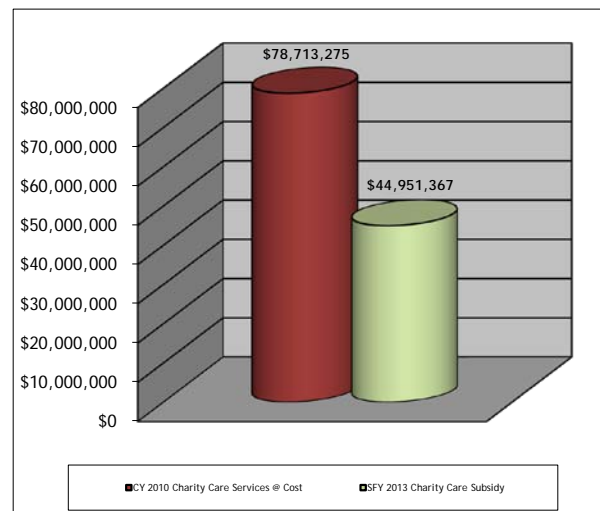
Annual Contributions as a Healthcare Safety Net

- o Hospitals also give back to the community by serving as the primary source of medical services for the state's 1.3 million uninsured, thus serving as the healthcare safety net for the most needy at a cost of over \$1.3 billion annually.
- o In 2011, uninsured patients presented at Mercer County Hospitals on 206,076 occasions.
- o Hospitals provide a forum for non-salaried physicians to deliver services related to their individual practices.
- o New Jersey's general hospitals are predominantly not-for-profit entities — any excess revenue over expenses is returned to the community in the form of new medical technology, expanded hospital services, maintenance and expansion of physical infrastructure and the enhanced ability to hire & maintain skilled workforce.

Annual Taxes

- o Mercer County Hospitals pay in excess of \$7,531,700 annually in taxes including:
 - 0.53 Percent Assessment: \$5,978,800
 - Adjusted Admissions Assessment: \$1,102,700
 - Newborn Screening Fees: \$450,200
 - Other assessments such as New Jersey Poison Information & Education System (NJPIES) and Maternal and Child Health Consortium Assessment
 - In addition, hospitals routinely support their local municipalities through special payments in lieu of taxes.

SFY 2013 Charity Care Subsidy Shortfall



Middlesex County Hospitals

Annual Contributions to the Local and State Economy

- o Total Expenditures: \$1,784,469,000
- o Purchased Services of \$243,299,000, including:
 - Contracted Labor: \$108,627,000
 - Pharmaceutical Drugs: \$97,277,000
 - Dietary/Laundry/Housekeeping Supplies: \$13,233,000
 - Building Supplies: \$567,000
 - Utilities: \$23,595,000 including:
 - \$16,137,000 in Electric
 - \$4,226,000 in Oil & Gas
 - \$3,249,000 in Water/Sewage/Disposal
- o 10,697 full-time equivalent jobs, including:
 - Nursing: 3,013
 - Therapy: 266
 - Radiology: 473
 - Pharmacy: 233
 - Pathology and Laboratory: 480
 - Dietary/Housekeeping/Maintenance: 1,096
- o Total Employee Payroll: \$717,850,000
- o Estimated State Income Taxes Paid by Employees: \$39,661,200

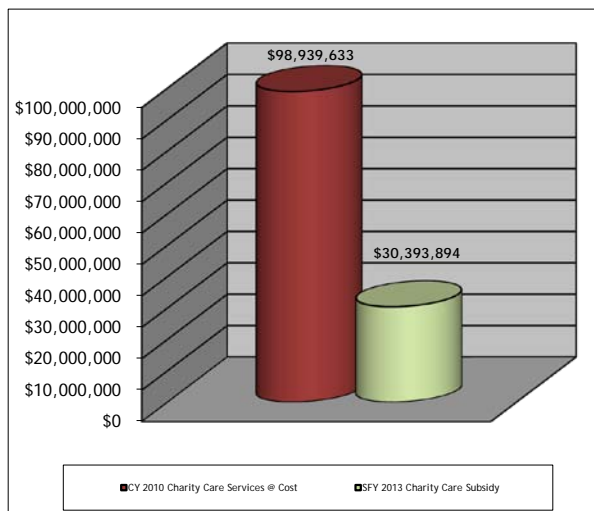
Annual Contributions as a Healthcare Safety Net

- o Hospitals also give back to the community by serving as the primary source of medical services for the state's 1.3 million uninsured, thus serving as the healthcare safety net for the most needy at a cost of over \$1.3 billion annually.
- o In 2011, uninsured patients presented at Middlesex County Hospitals on 143,883 occasions.
- o Hospitals provide a forum for non-salaried physicians to deliver services related to their individual practices.
- o New Jersey's general hospitals are predominantly not-for-profit entities — any excess revenue over expenses is returned to the community in the form of new medical technology, expanded hospital services, maintenance and expansion of physical infrastructure and the enhanced ability to hire & maintain skilled workforce.

Annual Taxes

- o Middlesex County Hospitals pay in excess of \$11,963,500 annually in taxes including:
 - 0.53 Percent Assessment: \$9,602,500
 - Adjusted Admissions Assessment: \$1,417,200
 - Newborn Screening Fees: \$943,800
 - Other assessments such as New Jersey Poison Information & Education System (NJPIES) and Maternal and Child Health Consortium Assessment
 - In addition, hospitals routinely support their local municipalities through special payments in lieu of taxes.

SFY 2013 Charity Care Subsidy Shortfall



Monmouth County Hospitals

Annual Contributions to the Local and State Economy

- o Total Expenditures: \$1,422,744,000
- o 8,312 full-time equivalent jobs, including:
 - Nursing: 2,390
 - Therapy: 301
 - Radiology: 455
 - Pharmacy: 202
 - Pathology and Laboratory: 329
 - Dietary/Housekeeping/Maintenance: 799
- o Purchased Services of \$168,205,000, including:
 - Contracted Labor: \$72,500,000
 - Pharmaceutical Drugs: \$55,787,000
 - Dietary/Laundry/Housekeeping Supplies: \$14,209,000
 - Building Supplies: \$2,011,000
 - Utilities: \$23,698,000 including:
 - \$13,657,000 in Electric
 - \$7,320,000 in Oil & Gas
 - \$2,721,000 in Water/Sewage/Disposal
- o Total Employee Payroll: \$547,736,000
- o Estimated State Income Taxes Paid by Employees: \$30,262,400

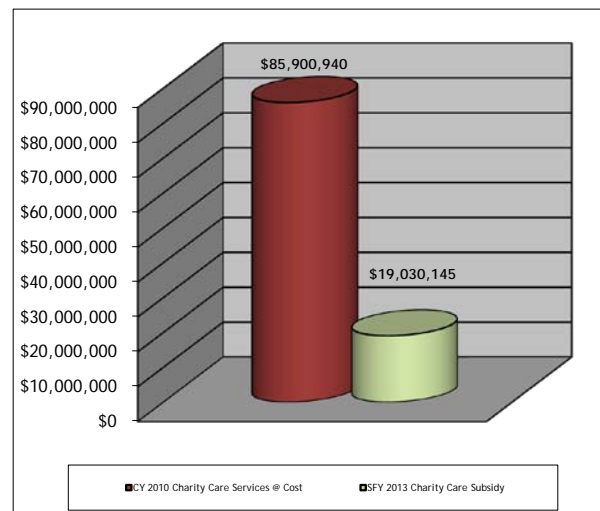
Annual Contributions as a Healthcare Safety Net

- o Hospitals also give back to the community by serving as the primary source of medical services for the state's 1.3 million uninsured, thus serving as the healthcare safety net for the most needy at a cost of over \$1.3 billion annually.
- o In 2011, uninsured patients presented at Monmouth County Hospitals on 124,159 occasions.
- o Hospitals provide a forum for non-salaried physicians to deliver services related to their individual practices.
- o New Jersey's general hospitals are predominantly not-for-profit entities — any excess revenue over expenses is returned to the community in the form of new medical technology, expanded hospital services, maintenance and expansion of physical infrastructure and the enhanced ability to hire & maintain skilled workforce.

Annual Taxes

- o Monmouth County Hospitals pay in excess of \$10,580,100 annually in taxes including:
 - 0.53 Percent Assessment: \$8,074,500
 - Adjusted Admissions Assessment: \$1,494,900
 - Newborn Screening Fees: \$1,010,800
 - Other assessments such as New Jersey Poison Information & Education System (NJPIES) and Maternal and Child Health Consortium Assessment
 - In addition, hospitals routinely support their local municipalities through special payments in lieu of taxes.

SFY 2013 Charity Care Subsidy Shortfall



Morris County Hospitals

Annual Contributions to the Local and State Economy

- o Total Expenditures: \$1,219,054,000
- o 7,792 full-time equivalent jobs, including:
 - Nursing: 1,876
 - Therapy: 339
 - Radiology: 411
 - Pharmacy: 166
 - Pathology and Laboratory: 269
 - Dietary/Housekeeping/Maintenance: 704
- o Purchased Services of \$134,075,000, including:
 - Contracted Labor: \$54,586,000
 - Pharmaceutical Drugs: \$49,172,000
 - Dietary/Laundry/Housekeeping Supplies: \$7,550,000
 - Building Supplies: \$761,000
 - Utilities: \$22,006,000 including:
 - \$13,043,000 in Electric
 - \$5,845,000 in Oil & Gas
 - \$3,118,000 in Water/Sewage/Disposal
- o Total Employee Payroll: \$530,180,000
- o Estimated State Income Taxes Paid by Employees: \$29,292,400

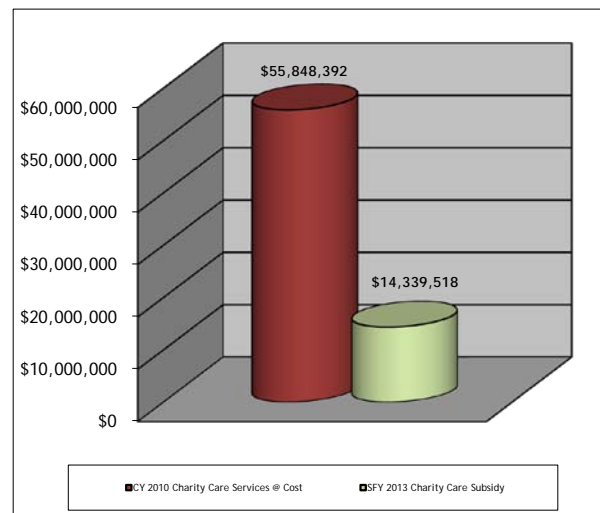
Annual Contributions as a Healthcare Safety Net

- o Hospitals also give back to the community by serving as the primary source of medical services for the state's 1.3 million uninsured, thus serving as the healthcare safety net for the most needy at a cost of over \$1.3 billion annually.
- o In 2011, uninsured patients presented at Morris County Hospitals on 149,122 occasions.
- o Hospitals provide a forum for non-salaried physicians to deliver services related to their individual practices.
- o New Jersey's general hospitals are predominantly not-for-profit entities — any excess revenue over expenses is returned to the community in the form of new medical technology, expanded hospital services, maintenance and expansion of physical infrastructure and the enhanced ability to hire & maintain skilled workforce.

Annual Taxes

- o Morris County Hospitals pay in excess of \$8,068,300 annually in taxes including:
 - 0.53 Percent Assessment: \$6,463,700
 - Adjusted Admissions Assessment: \$1,042,500
 - Newborn Screening Fees: \$562,100
 - Other assessments such as New Jersey Poison Information & Education System (NJPIES) and Maternal and Child Health Consortium Assessment
 - In addition, hospitals routinely support their local municipalities through special payments in lieu of taxes.

SFY 2013 Charity Care Subsidy Shortfall



Ocean County Hospitals

Annual Contributions to the Local and State Economy

- o Total Expenditures: \$854,045,000
- o Purchased Services of \$128,680,000, including:
 - Contracted Labor: \$57,796,000
 - Pharmaceutical Drugs: \$47,801,000
 - Dietary/Laundry/Housekeeping Supplies: \$7,952,000
 - Building Supplies: \$1,316,000
 - Utilities: \$13,815,000 including:
 - \$8,495,000 in Electric
 - \$3,114,000 in Oil & Gas
 - \$2,206,000 in Water/Sewage/Disposal
- o 5,348 full-time equivalent jobs, including:
 - Nursing: 1,486
 - Therapy: 463
 - Radiology: 385
 - Pharmacy: 139
 - Pathology and Laboratory: 248
 - Dietary/Housekeeping/Maintenance: 594
- o Total Employee Payroll: \$344,415,000
- o Estimated State Income Taxes Paid by Employees: \$19,028,900

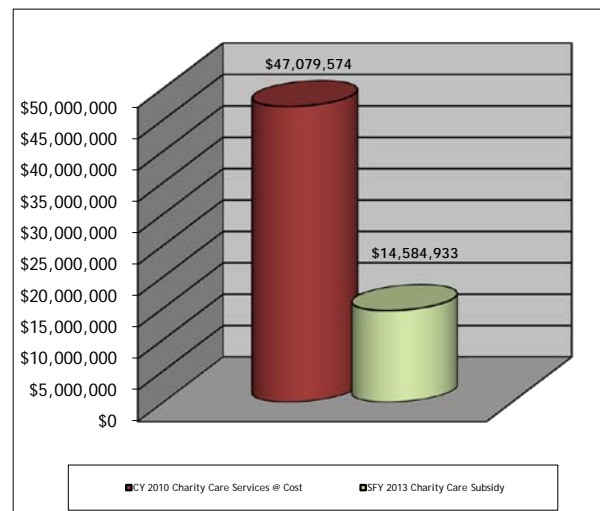
Annual Contributions as a Healthcare Safety Net

- o Hospitals also give back to the community by serving as the primary source of medical services for the state's 1.3 million uninsured, thus serving as the healthcare safety net for the most needy at a cost of over \$1.3 billion annually.
- o In 2011, uninsured patients presented at Ocean County Hospitals on 73,580 occasions.
- o Hospitals provide a forum for non-salaried physicians to deliver services related to their individual practices.
- o New Jersey's general hospitals are predominantly not-for-profit entities — any excess revenue over expenses is returned to the community in the form of new medical technology, expanded hospital services, maintenance and expansion of physical infrastructure and the enhanced ability to hire & maintain skilled workforce.

Annual Taxes

- o Ocean County Hospitals pay in excess of \$5,968,000 annually in taxes including:
 - 0.53 Percent Assessment: \$4,615,600
 - Adjusted Admissions Assessment: \$962,700
 - Newborn Screening Fees: \$389,700
 - Other assessments such as New Jersey Poison Information & Education System (NJPIES) and Maternal and Child Health Consortium Assessment
 - In addition, hospitals routinely support their local municipalities through special payments in lieu of taxes.

SFY 2013 Charity Care Subsidy Shortfall



Passaic County Hospitals

Annual Contributions to the Local and State Economy

- o Total Expenditures: \$757,895,000
- o Purchased Services of \$109,411,000, including:
 - Contracted Labor: \$67,682,000
 - Pharmaceutical Drugs: \$27,602,000
 - Dietary/Laundry/Housekeeping Supplies: \$3,042,000
 - Building Supplies: \$717,000
 - Utilities: \$10,368,000 including:
 - \$6,456,000 in Electric
 - \$3,074,000 in Oil & Gas
 - \$838,000 in Water/Sewage/Disposal
- o 4,993 full-time equivalent jobs, including:
 - Nursing: 1,249
 - Therapy: 146
 - Radiology: 253
 - Pharmacy: 113
 - Pathology and Laboratory: 151
 - Dietary/Housekeeping/Maintenance: 356
- o Total Employee Payroll: \$334,206,000
- o Estimated State Income Taxes Paid by Employees: \$18,464,900

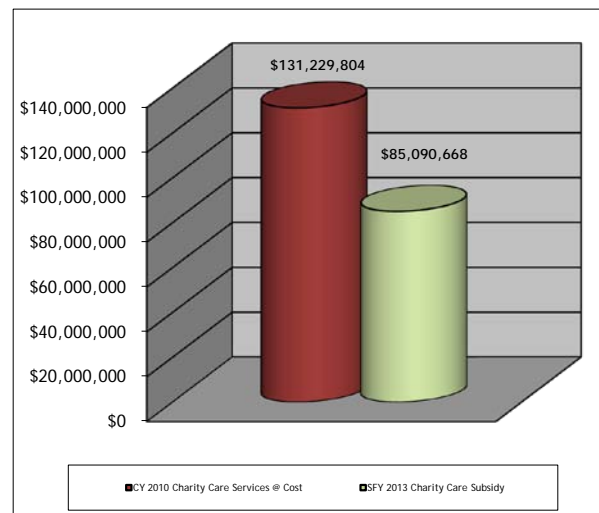
Annual Contributions as a Healthcare Safety Net

- o Hospitals also give back to the community by serving as the primary source of medical services for the state's 1.3 million uninsured, thus serving as the healthcare safety net for the most needy at a cost of over \$1.3 billion annually.
- o In 2011, uninsured patients presented at Passaic County Hospitals on 247,537 occasions.
- o Hospitals provide a forum for non-salaried physicians to deliver services related to their individual practices.
- o New Jersey's general hospitals are predominantly not-for-profit entities — any excess revenue over expenses is returned to the community in the form of new medical technology, expanded hospital services, maintenance and expansion of physical infrastructure and the enhanced ability to hire & maintain skilled workforce.

Annual Taxes

- o Passaic County Hospitals pay in excess of \$4,946,100 annually in taxes including:
 - 0.53 Percent Assessment: \$3,959,500
 - Adjusted Admissions Assessment: \$604,800
 - Newborn Screening Fees: \$381,800
 - Other assessments such as New Jersey Poison Information & Education System (NJPIES) and Maternal and Child Health Consortium Assessment
 - In addition, hospitals routinely support their local municipalities through special payments in lieu of taxes.

SFY 2013 Charity Care Subsidy Shortfall



Salem County Hospitals

Annual Contributions to the Local and State Economy

- o Total Expenditures: \$137,353,000
- o Purchased Services of \$16,598,000, including:
 - Contracted Labor: \$10,795,000
 - Pharmaceutical Drugs: \$2,731,000
 - Dietary/Laundry/Housekeeping Supplies: \$549,000
 - Building Supplies: \$50,000
 - Utilities: \$2,473,000 including:
 - \$1,674,000 in Electric
 - \$420,000 in Oil & Gas
 - \$379,000 in Water/Sewage/Disposal
- o 756 full-time equivalent jobs, including:
 - Nursing: 200
 - Therapy: 27
 - Radiology: 56
 - Pharmacy: 20
 - Pathology and Laboratory: 44
 - Dietary/Housekeeping/Maintenance: 75
- o Total Employee Payroll: \$46,793,000
- o Estimated State Income Taxes Paid by Employees: \$2,585,300

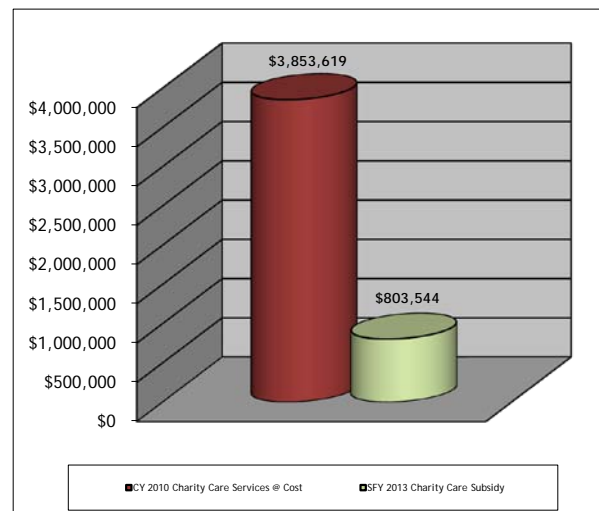
Annual Contributions as a Healthcare Safety Net

- o Hospitals also give back to the community by serving as the primary source of medical services for the state's 1.3 million uninsured, thus serving as the healthcare safety net for the most needy at a cost of over \$1.3 billion annually.
- o In 2011, uninsured patients presented at Salem County Hospitals on 12,229 occasions.
- o Hospitals provide a forum for non-salaried physicians to deliver services related to their individual practices.
- o New Jersey's general hospitals are predominantly not-for-profit entities — any excess revenue over expenses is returned to the community in the form of new medical technology, expanded hospital services, maintenance and expansion of physical infrastructure and the enhanced ability to hire & maintain skilled workforce.

Annual Taxes

- o Salem County Hospitals pay in excess of \$956,000 annually in taxes including:
 - 0.53 Percent Assessment: \$732,000
 - Adjusted Admissions Assessment: \$178,300
 - Newborn Screening Fees: \$45,700
 - Other assessments such as New Jersey Poison Information & Education System (NJPIES) and Maternal and Child Health Consortium Assessment
 - In addition, hospitals routinely support their local municipalities through special payments in lieu of taxes.

SFY 2013 Charity Care Subsidy Shortfall



Somerset County Hospitals

Annual Contributions to the Local and State Economy

- o Total Expenditures: \$264,911,000
- o 1,754 full-time equivalent jobs, including:
 - Nursing: 447
 - Therapy: 68
 - Radiology: 105
 - Pharmacy: 37
 - Pathology and Laboratory: 94
 - Dietary/Housekeeping/Maintenance: 167
- o Purchased Services of \$27,226,000, including:
 - Contracted Labor: \$11,020,000
 - Pharmaceutical Drugs: \$8,441,000
 - Dietary/Laundry/Housekeeping Supplies: \$2,585,000
 - Building Supplies: \$180,000
 - Utilities: \$5,000,000 including:
 - \$3,175,000 in Electric
 - \$1,050,000 in Oil & Gas
 - \$775,000 in Water/Sewage/Disposal
- o Total Employee Payroll: \$112,559,000
- o Estimated State Income Taxes Paid by Employees: \$6,218,900

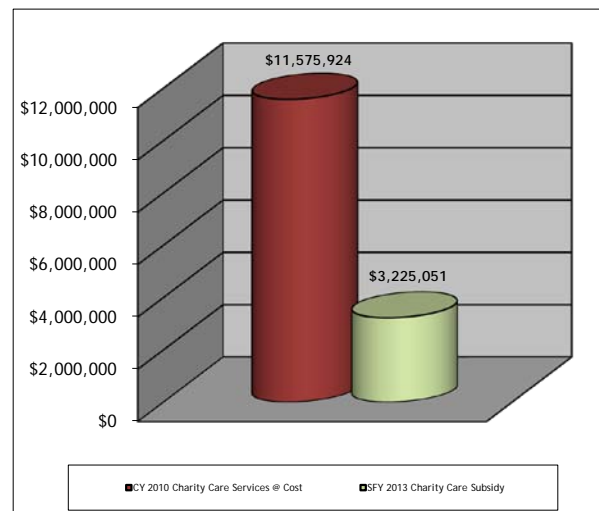
Annual Contributions as a Healthcare Safety Net

- o Hospitals also give back to the community by serving as the primary source of medical services for the state's 1.3 million uninsured, thus serving as the healthcare safety net for the most needy at a cost of over \$1.3 billion annually.
- o In 2011, uninsured patients presented at Somerset County Hospitals on 23,534 occasions.
- o Hospitals provide a forum for non-salaried physicians to deliver services related to their individual practices.
- o New Jersey's general hospitals are predominantly not-for-profit entities — any excess revenue over expenses is returned to the community in the form of new medical technology, expanded hospital services, maintenance and expansion of physical infrastructure and the enhanced ability to hire & maintain skilled workforce.

Annual Taxes

- o Somerset County Hospitals pay in excess of \$1,749,000 annually in taxes including:
 - 0.53 Percent Assessment: \$1,380,100
 - Adjusted Admissions Assessment: \$270,700
 - Newborn Screening Fees: \$98,200
 - Other assessments such as New Jersey Poison Information & Education System (NJPIES) and Maternal and Child Health Consortium Assessment
 - In addition, hospitals routinely support their local municipalities through special payments in lieu of taxes.

SFY 2013 Charity Care Subsidy Shortfall



Sussex County Hospitals

Annual Contributions to the Local and State Economy

- o Total Expenditures: \$148,754,000
- o 994 full-time equivalent jobs, including:
 - Nursing: 279
 - Therapy: 46
 - Radiology: 46
 - Pharmacy: 17
 - Pathology and Laboratory: 59
 - Dietary/Housekeeping/Maintenance: 100
- o Purchased Services of \$23,970,000, including:
 - Contracted Labor: \$15,910,000
 - Pharmaceutical Drugs: \$4,794,000
 - Dietary/Laundry/Housekeeping Supplies: \$332,000
 - Building Supplies: \$84,000
 - Utilities: \$2,850,000 including:
 - \$1,825,000 in Electric
 - \$519,000 in Oil & Gas
 - \$506,000 in Water/Sewage/Disposal
- o Total Employee Payroll: \$62,582,000
- o Estimated State Income Taxes Paid by Employees: \$3,457,700

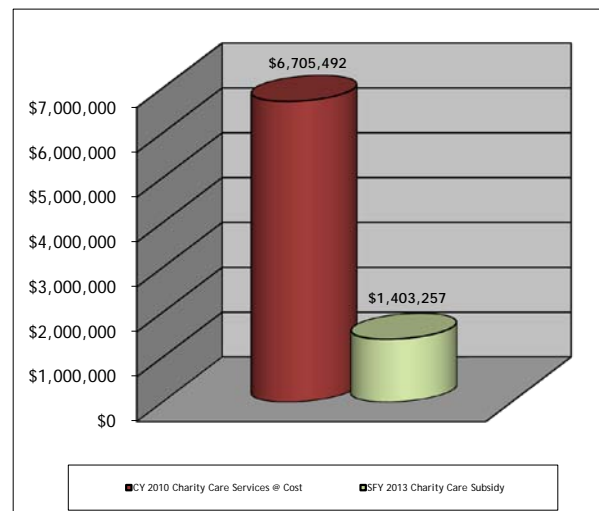
Annual Contributions as a Healthcare Safety Net

- o Hospitals also give back to the community by serving as the primary source of medical services for the state's 1.3 million uninsured, thus serving as the healthcare safety net for the most needy at a cost of over \$1.3 billion annually.
- o In 2011, uninsured patients presented at Sussex County Hospitals on 25,030 occasions.
- o Hospitals provide a forum for non-salaried physicians to deliver services related to their individual practices.
- o New Jersey's general hospitals are predominantly not-for-profit entities — any excess revenue over expenses is returned to the community in the form of new medical technology, expanded hospital services, maintenance and expansion of physical infrastructure and the enhanced ability to hire & maintain skilled workforce.

Annual Taxes

- o Sussex County Hospitals pay in excess of \$983,400 annually in taxes including:
 - 0.53 Percent Assessment: \$787,600
 - Adjusted Admissions Assessment: \$154,600
 - Newborn Screening Fees: \$41,200
 - Other assessments such as New Jersey Poison Information & Education System (NJPIES) and Maternal and Child Health Consortium Assessment
 - In addition, hospitals routinely support their local municipalities through special payments in lieu of taxes.

SFY 2013 Charity Care Subsidy Shortfall



Union County Hospitals

Annual Contributions to the Local and State Economy

- o Total Expenditures: \$872,769,000
- o Purchased Services of \$91,270,000, including:
 - Contracted Labor: \$29,068,000
 - Pharmaceutical Drugs: \$40,035,000
 - Dietary/Laundry/Housekeeping Supplies: \$7,508,000
 - Building Supplies: \$1,032,000
 - Utilities: \$13,627,000 including:
 - \$8,242,000 in Electric
 - \$3,486,000 in Oil & Gas
 - \$1,899,000 in Water/Sewage/Disposal
- o 5,889 full-time equivalent jobs, including:
 - Nursing: 1,368
 - Therapy: 192
 - Radiology: 286
 - Pharmacy: 110
 - Pathology and Laboratory: 170
 - Dietary/Housekeeping/Maintenance: 563
- o Total Employee Payroll: \$375,966,000
- o Estimated State Income Taxes Paid by Employees: \$20,772,100

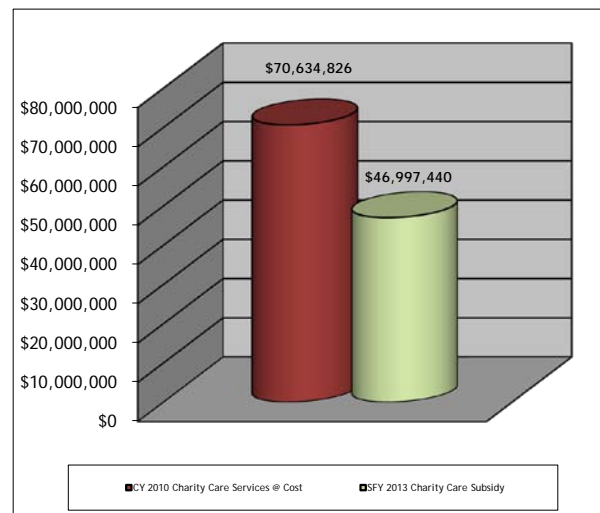
Annual Contributions as a Healthcare Safety Net

- o Hospitals also give back to the community by serving as the primary source of medical services for the state's 1.3 million uninsured, thus serving as the healthcare safety net for the most needy at a cost of over \$1.3 billion annually.
- o In 2011, uninsured patients presented at Union County Hospitals on 136,135 occasions.
- o Hospitals provide a forum for non-salaried physicians to deliver services related to their individual practices.
- o New Jersey's general hospitals are predominantly not-for-profit entities — any excess revenue over expenses is returned to the community in the form of new medical technology, expanded hospital services, maintenance and expansion of physical infrastructure and the enhanced ability to hire & maintain skilled workforce.

Annual Taxes

- o Union County Hospitals pay in excess of \$5,913,100 annually in taxes including:
 - 0.53 Percent Assessment: \$4,750,100
 - Adjusted Admissions Assessment: \$761,900
 - Newborn Screening Fees: \$401,100
 - Other assessments such as New Jersey Poison Information & Education System (NJPIES) and Maternal and Child Health Consortium Assessment
 - In addition, hospitals routinely support their local municipalities through special payments in lieu of taxes.

SFY 2013 Charity Care Subsidy Shortfall



Warren County Hospitals

Annual Contributions to the Local and State Economy

- o Total Expenditures: \$223,208,000
- o 1,519 full-time equivalent jobs, including:
 - Nursing: 371
 - Therapy: 63
 - Radiology: 106
 - Pharmacy: 32
 - Pathology and Laboratory: 82
 - Dietary/Housekeeping/Maintenance: 176
- o Purchased Services of \$35,050,000, including:
 - Contracted Labor: \$19,962,000
 - Pharmaceutical Drugs: \$9,149,000
 - Dietary/Laundry/Housekeeping Supplies: \$1,622,000
 - Building Supplies: \$688,000
 - Utilities: \$3,629,000 including:
 - \$2,313,000 in Electric
 - \$796,000 in Oil & Gas
 - \$520,000 in Water/Sewage/Disposal
- o Total Employee Payroll: \$84,908,000
- o Estimated State Income Taxes Paid by Employees: \$4,691,200

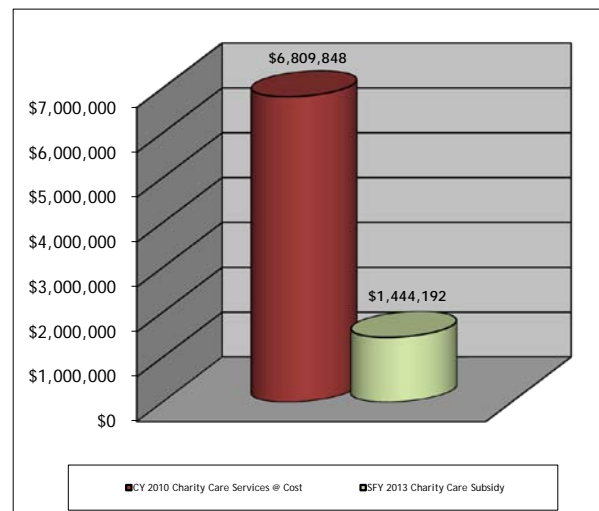
Annual Contributions as a Healthcare Safety Net

- o Hospitals also give back to the community by serving as the primary source of medical services for the state's 1.3 million uninsured, thus serving as the healthcare safety net for the most needy at a cost of over \$1.3 billion annually.
- o In 2011, uninsured patients presented at Warren County Hospitals on 28,065 occasions.
- o Hospitals provide a forum for non-salaried physicians to deliver services related to their individual practices.
- o New Jersey's general hospitals are predominantly not-for-profit entities — any excess revenue over expenses is returned to the community in the form of new medical technology, expanded hospital services, maintenance and expansion of physical infrastructure and the enhanced ability to hire & maintain skilled workforce.

Annual Taxes

- o Warren County Hospitals pay in excess of \$1,459,400 annually in taxes including:
 - 0.53 Percent Assessment: \$1,180,600
 - Adjusted Admissions Assessment: \$235,100
 - Newborn Screening Fees: \$43,700
 - Other assessments such as New Jersey Poison Information & Education System (NJPIES) and Maternal and Child Health Consortium Assessment
 - In addition, hospitals routinely support their local municipalities through special payments in lieu of taxes.

SFY 2013 Charity Care Subsidy Shortfall





NEW JERSEY HOSPITAL ASSOCIATION

760 Alexander Road, Princeton, NJ 08543

www.njha.com