



# 2016

NEW JERSEY HOSPITAL ASSOCIATION  
**ECONOMIC  
IMPACT REPORT**



# 2016

## NEW JERSEY HOSPITAL ASSOCIATION **ECONOMIC IMPACT REPORT**

© 2016

NEW JERSEY HOSPITAL ASSOCIATION

Published by: Health Economics Department

760 Alexander Road, PO Box 1, Princeton, NJ 08543-0001.

All rights reserved. No part of this publication may be reproduced in any form without the prior written permission of the publisher, the New Jersey Hospital Association (NJHA). NJHA is not responsible for any misprints, typographical or other errors, or any consequences caused as a result of the use of this publication. This publication is provided with the understanding that NJHA is not engaged in rendering any legal, accounting or other professional services and NJHA shall not be held liable for any circumstances arising out of its use. If legal advice or other expert assistance is required, the services of a competent professional should be sought.

NJHA invites your comments and suggestions. Please direct all correspondence to the New Jersey Hospital Association, Health Economics Department, 760 Alexander Road, PO Box 1, Princeton, New Jersey 08543-0001. By telephone 609-275-4024, by fax 609-452-9339 or by e-mail at [rsarao@njha.com](mailto:rsarao@njha.com).



## Introduction

**N**ew Jersey hospitals are a vital public resource. They serve over 15 million patients annually, providing healthcare services to all, regardless of their ability to pay. But the contributions of New Jersey's hospitals extend far beyond their healthcare services. Hospitals also are economic strongholds; they are dependable sources of jobs, income taxes and spending that help stabilize their communities through good times and bad.

New Jersey's acute care hospitals provide substantial contributions to the state's economy. In 2015, New Jersey hospitals delivered:

- \$22.7 billion in total expenditures
- \$3.1 billion in purchased services
- Over 119,000 full-time equivalent jobs and total employment of 141,800 full- and part-time positions
- \$8.7 billion in total employee salaries
- Over \$483 million in state income taxes paid by hospital employees
- Over \$745 million in charity care services to New Jersey's working poor and other uninsured residents.

Healthcare is the only industry that has added jobs in the state every year from 1990 through 2015 while increasing its share of jobholding from 7.5 percent in 1990 to 11.9 percent in 2015. According to the New Jersey Department of Labor, the outlook for healthcare employment in the Garden State is bright. From 2014 through 2024, it is projected that more than 85,000 jobs will be added, and account for more than 32 percent of net job growth. Healthcare cluster employment is comprised of three industry groups: ambulatory healthcare services (47 percent), hospitals (33 percent) and nursing and residential care facilities (20 percent).

Hospital contributions ripple across New Jersey, providing economic stability to the state, its counties and to individual communities. In many towns, the local hospital is the largest employer, providing untold benefits in jobs and health insurance coverage, local spending and community health services.

The pages that follow detail the many economic contributions of New Jersey's hospitals. The information is presented statewide and also for New Jersey's 21 counties. In addition, hospital-specific reports show the important contributions of hospitals to their local communities. Together, this data paints a compelling picture of the compassionate care and economic stability delivered by New Jersey's hospital community.

## About This Report

The information provided in this report was compiled by NJHA's Health Economics department based on 2015 cost reports from 71 acute care hospitals filed with the New Jersey Department of Health, along with other publicly available data sources.

# New Jersey Hospitals

## ANNUAL CONTRIBUTIONS TO THE LOCAL AND STATE ECONOMY

**Total Expenditures: \$22.7 billion**

▪ **Over 119,000 full-time equivalent jobs, including:**

|  |                      |
|--|----------------------|
| Nursing: .....   | 31,583               |
| Therapy: .....   | 4,446                |
| Radiology: .....   | 6,647                |
| Pharmacy: .....  | 2,579                |
| Pathology and Laboratory: .....                              | 4,806                |
| Dietary/Housekeeping/Maintenance: .....                      | 10,633               |
| <b>Total Employee Payroll: .....</b>                         | <b>\$8.7 billion</b> |
| <b>Estimated State Income Taxes Paid by Employees: .....</b> | <b>\$483 million</b> |

▪ **Purchased Services of \$3.1 billion, including:**

|  |
|--|
| Contracted Labor: \$1.5 billion                      |
| Pharmaceutical Drugs: \$1.2 billion                  |
| Dietary/Laundry/Housekeeping Supplies: \$136 million |
| Building Supplies: \$23.1 million                    |
| Utilities: \$260 million including:                  |
| \$173 million in Electric                            |
| \$49 million in Oil & Gas                            |
| \$39 million in Water/Sewage/Disposal                |

## ANNUAL CONTRIBUTIONS AS A HEALTHCARE SAFETY NET

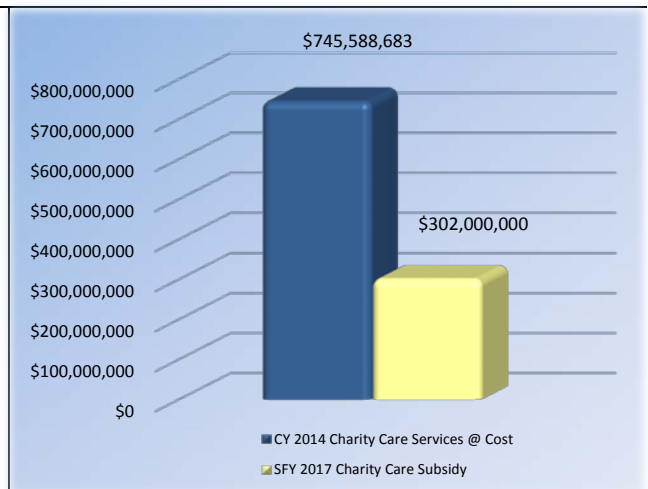
- Hospitals also give back to the community by serving as the primary source of medical services for the state's 700,000 uninsured, thus serving as the healthcare safety net for the most needy.
- In 2015, uninsured patients presented at New Jersey hospitals on 1.4 million occasions.
- New Jersey's general hospitals are predominantly not-for-profit entities — any excess revenue over expenses is returned to the community in the form of new medical technology, expanded hospital services, maintenance and expansion of physical infrastructure and the enhanced ability to hire and maintain skilled workforce.

### ANNUAL TAXES

**New Jersey hospitals pay in excess of \$153 million annually in taxes including:**

- 0.53 Percent Assessment: \$126 million
- Adjusted Admissions Assessment: \$17.6 million
- Newborn Screening Fees: \$9.7 million
- Other assessments such as New Jersey Poison Information & Education System (NJPIES) and Maternal and Child Health Consortium Assessment
- In addition, hospitals support their local municipalities through voluntary, negotiated payments and in-kind contributions.

### SFY 2017 CHARITY CARE SUBSIDY SHORTFALL



# Teaching Hospitals

## ANNUAL CONTRIBUTIONS TO THE LOCAL AND STATE ECONOMY

### Total Expenditures: \$18.2 billion

▪ **Over 94,000 full-time equivalent jobs, including:**

|  |                      |
|--|----------------------|
| Nursing: .....   | 24,751               |
| Therapy: .....   | 3,332                |
| Radiology: .....   | 4,899                |
| Pharmacy: .....  | 1,964                |
| Pathology and Laboratory: .....                              | 3,661                |
| Dietary/Housekeeping/Maintenance: .....                      | 8,227                |
| <b>Total Employee Payroll: .....</b>                         | <b>\$7 billion</b>   |
| <b>Estimated State Income Taxes Paid by Employees: .....</b> | <b>\$388 million</b> |

▪ **Purchased Services of \$2.4 billion, including:**

|  |
|--|
| Contracted Labor: \$1.1 billion                      |
| Pharmaceutical Drugs: \$1 billion                    |
| Dietary/Laundry/Housekeeping Supplies: \$106 million |
| Building Supplies: \$16.4 million                    |
| Utilities: \$200 million including:                  |
| \$133 million in Electric                            |
| \$37 million in Oil & Gas                            |
| \$31 million in Water/Sewage/Disposal                |

## ANNUAL CONTRIBUTIONS AS A HEALTHCARE SAFETY NET

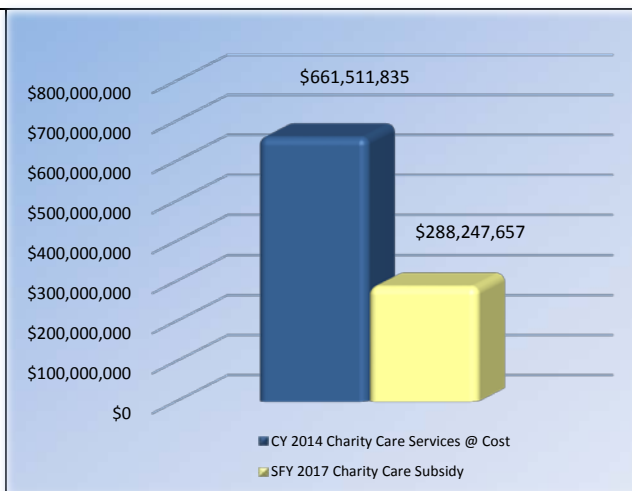
- Hospitals also give back to the community by serving as the primary source of medical services for the state's 700,000 uninsured, thus serving as the healthcare safety net for the most needy.
- In 2015, uninsured patients presented at teaching hospitals on 1.2 million occasions.
- New Jersey's general hospitals are predominantly not-for-profit entities — any excess revenue over expenses is returned to the community in the form of new medical technology, expanded hospital services, maintenance and expansion of physical infrastructure and the enhanced ability to hire and maintain skilled workforce.

### ANNUAL TAXES

**New Jersey teaching hospitals pay close to \$123 million annually in taxes including:**

- 0.53 Percent Assessment: \$101.3 million
- Adjusted Admissions Assessment: \$13.4 million
- Newborn Screening Fees: \$8.2 million
- Other assessments such as New Jersey Poison Information & Education System (NJPIES) and Maternal and Child Health Consortium Assessment
- In addition, hospitals support their local municipalities through voluntary, negotiated payments and in-kind contributions.

### SFY 2017 CHARITY CARE SUBSIDY SHORTFALL



# *AtlantiCare Regional Medical Center City Campus*

## ANNUAL CONTRIBUTIONS TO THE LOCAL AND STATE ECONOMY

**Total Expenditures: \$248,342,000**

▪ **1,345 full-time equivalent jobs, including:**

|  |                      |
|--|----------------------|
| Nursing: .....   | 353                  |
| Therapy: .....   | 25                   |
| Radiology: .....   | 63                   |
| Pharmacy: .....  | 30                   |
| Pathology and Laboratory: .....                              | 43                   |
| Dietary/Housekeeping/Maintenance: .....                      | 96                   |
| <b>Total Employee Payroll: .....</b>                         | <b>\$129,186,000</b> |
| <b>Estimated State Income Taxes Paid by Employees: .....</b> | <b>\$7,137,500</b>   |

▪ **Purchased Services of \$20,013,000, including:**

|  |
|--|
| Contracted Labor: \$6,908,000                      |
| Pharmaceutical Drugs: \$7,664,000                  |
| Dietary/Laundry/Housekeeping Supplies: \$1,919,000 |
| Building Supplies: \$19,000                        |
| Utilities: \$3,503,000 including:                  |
| \$2,104,000 in Electric                            |
| \$982,000 in Oil & Gas                             |
| \$417,000 in Water/Sewage/Disposal                 |

## ANNUAL CONTRIBUTIONS AS A HEALTHCARE SAFETY NET

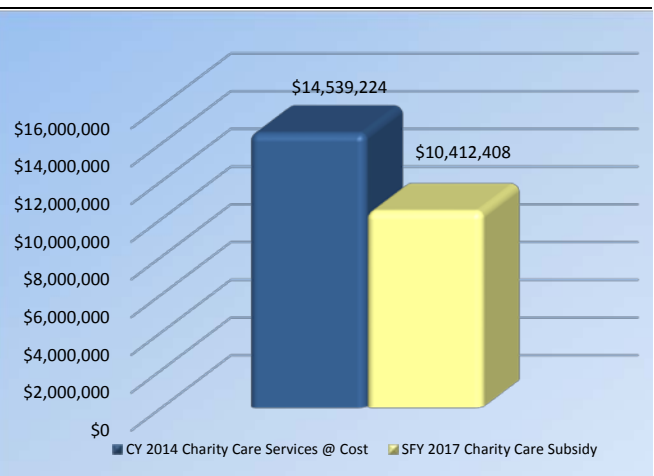
- Hospitals also give back to the community by serving as the primary source of medical services for the state's 700,000 uninsured, thus serving as the healthcare safety net for the most needy.
- In 2015, uninsured patients presented at AtlantiCare Regional Medical Center City Campus on 22,403 occasions.
- New Jersey's general hospitals are predominantly not-for-profit entities — any excess revenue over expenses is returned to the community in the form of new medical technology, expanded hospital services, maintenance and expansion of physical infrastructure and the enhanced ability to hire and maintain skilled workforce.

### ANNUAL TAXES

**AtlantiCare Regional Medical Center City Campus pays \$1,403,900 annually in taxes including:**

- 0.53 Percent Assessment: \$1,180,700
- Adjusted Admissions Assessment: \$223,200
- Newborn Screening Fees: \$0
- Other assessments such as New Jersey Poison Information & Education System (NJPIES) and Maternal and Child Health Consortium Assessment
- In addition, hospitals support their local municipalities through voluntary, negotiated payments and in-kind contributions.

### SFY 2017 CHARITY CARE SUBSIDY SHORTFALL



# AtlantiCare Regional Medical Center Mainland Campus

## ANNUAL CONTRIBUTIONS TO THE LOCAL AND STATE ECONOMY

**Total Expenditures: \$397,905,000**

▪ **1,961 full-time equivalent jobs, including:**

|  |                      |
|--|----------------------|
| Nursing: .....   | 610                  |
| Therapy: .....   | 40                   |
| Radiology: .....   | 137                  |
| Pharmacy: .....  | 51                   |
| Pathology and Laboratory: .....                              | 62                   |
| Dietary/Housekeeping/Maintenance: .....                      | 154                  |
| <b>Total Employee Payroll: .....</b>                         | <b>\$135,609,000</b> |
| <b>Estimated State Income Taxes Paid by Employees: .....</b> | <b>\$7,492,400</b>   |

▪ **Purchased Services of \$52,487,000, including:**

|  |
|--|
| Contracted Labor: \$14,684,000                     |
| Pharmaceutical Drugs: \$30,180,000                 |
| Dietary/Laundry/Housekeeping Supplies: \$2,992,000 |
| Building Supplies: \$30,000                        |
| Utilities: \$4,601,000 including:                  |
| \$3,128,000 in Electric                            |
| \$923,000 in Oil & Gas                             |
| \$550,000 in Water/Sewage/Disposal                 |

## ANNUAL CONTRIBUTIONS AS A HEALTHCARE SAFETY NET

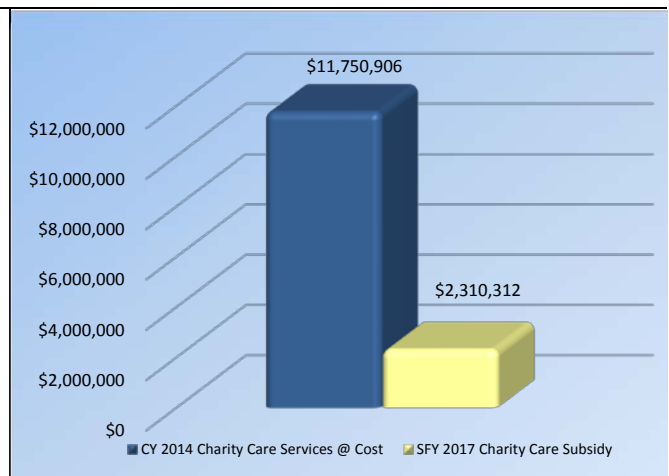
- Hospitals also give back to the community by serving as the primary source of medical services for the state's 700,000 uninsured, thus serving as the healthcare safety net for the most needy.
- In 2015, uninsured patients presented at AtlantiCare Regional Medical Center Mainland Campus on 11,234 occasions.
- New Jersey's general hospitals are predominantly not-for-profit entities — any excess revenue over expenses is returned to the community in the form of new medical technology, expanded hospital services, maintenance and expansion of physical infrastructure and the enhanced ability to hire and maintain skilled workforce.

### ANNUAL TAXES

**AtlantiCare Regional Medical Center Mainland Campus pays \$2,893,500 annually in taxes including:**

- 0.53 Percent Assessment: \$2,401,800
- Adjusted Admissions Assessment: \$306,700
- Newborn Screening Fees: \$185,000
- Other assessments such as New Jersey Poison Information & Education System (NJPIES) and Maternal and Child Health Consortium Assessment
- In addition, hospitals support their local municipalities through voluntary, negotiated payments and in-kind contributions.

### SFY 2017 CHARITY CARE SUBSIDY SHORTFALL



# *Bayshore Community Hospital*

## ANNUAL CONTRIBUTIONS TO THE LOCAL AND STATE ECONOMY

**Total Expenditures: \$137,944,000**

▪ **882 full-time equivalent jobs, including:**

|  |                     |
|--|---------------------|
| Nursing: .....   | 248                 |
| Therapy: .....   | 38                  |
| Radiology: .....   | 65                  |
| Pharmacy: .....  | 24                  |
| Pathology and Laboratory: .....                              | 38                  |
| Dietary/Housekeeping/Maintenance: .....                      | 89                  |
| <b>Total Employee Payroll: .....</b>                         | <b>\$56,182,000</b> |
| <b>Estimated State Income Taxes Paid by Employees: .....</b> | <b>\$3,104,100</b>  |

▪ **Purchased Services of \$18,648,000, including:**

|  |
|--|
| Contracted Labor: \$10,516,000                   |
| Pharmaceutical Drugs: \$4,777,000                |
| Dietary/Laundry/Housekeeping Supplies: \$923,000 |
| Building Supplies: \$887,000                     |
| Utilities: \$1,545,000 including:                |
| \$1,012,000 in Electric                          |
| \$305,000 in Oil & Gas                           |
| \$228,000 in Water/Sewage/Disposal               |

## ANNUAL CONTRIBUTIONS AS A HEALTHCARE SAFETY NET

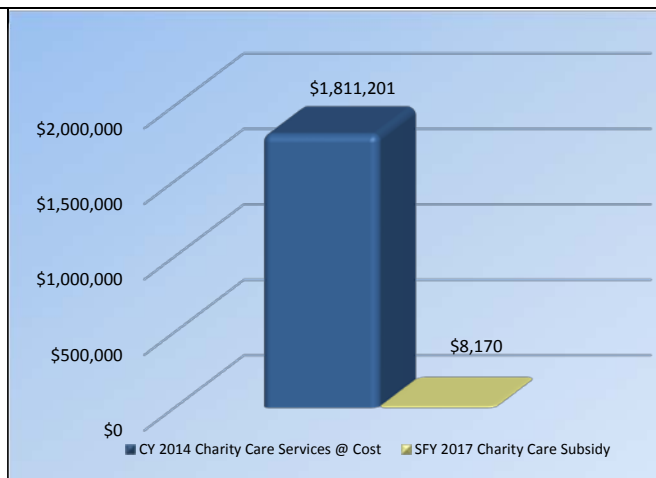
- Hospitals also give back to the community by serving as the primary source of medical services for the state's 700,000 uninsured, thus serving as the healthcare safety net for the most needy.
- In 2015, uninsured patients presented at Bayshore Community Hospital on 2,896 occasions.
- New Jersey's general hospitals are predominantly not-for-profit entities — any excess revenue over expenses is returned to the community in the form of new medical technology, expanded hospital services, maintenance and expansion of physical infrastructure and the enhanced ability to hire and maintain skilled workforce.

### ANNUAL TAXES

### SFY 2017 CHARITY CARE SUBSIDY SHORTFALL

**Bayshore Community Hospital pays \$912,700 annually in taxes including:**

- 0.53 Percent Assessment: \$800,700
- Adjusted Admissions Assessment: \$112,000
- Newborn Screening Fees: \$0
- Other assessments such as New Jersey Poison Information & Education System (NJPIES) and Maternal and Child Health Consortium Assessment
- In addition, hospitals support their local municipalities through voluntary, negotiated payments and in-kind contributions.





# Bergen Regional Medical Center

## ANNUAL CONTRIBUTIONS TO THE LOCAL AND STATE ECONOMY

**Total Expenditures: \$255,848,000**

▪ **1,710 full-time equivalent jobs, including:**

|  |                      |
|--|----------------------|
| Nursing: .....   | 334                  |
| Therapy: .....   | 30                   |
| Radiology: .....   | 18                   |
| Pharmacy: .....  | 39                   |
| Pathology and Laboratory: .....                              | 22                   |
| Dietary/Housekeeping/Maintenance: .....                      | 219                  |
| <b>Total Employee Payroll: .....</b>                         | <b>\$101,656,000</b> |
| <b>Estimated State Income Taxes Paid by Employees: .....</b> | <b>\$5,616,500</b>   |

▪ **Purchased Services of \$43,699,000, including:**

|  |
|--|
| Contracted Labor: \$22,291,000                     |
| Pharmaceutical Drugs: \$12,885,000                 |
| Dietary/Laundry/Housekeeping Supplies: \$4,639,000 |
| Building Supplies: \$421,000                       |
| Utilities: \$3,463,000 including:                  |
| \$2,062,000 in Electric                            |
| \$681,000 in Oil & Gas                             |
| \$720,000 in Water/Sewage/Disposal                 |

## ANNUAL CONTRIBUTIONS AS A HEALTHCARE SAFETY NET

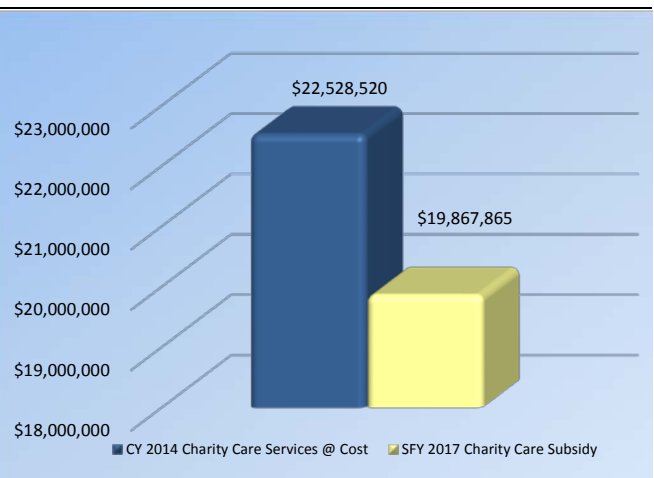
- Hospitals also give back to the community by serving as the primary source of medical services for the state's 700,000 uninsured, thus serving as the healthcare safety net for the most needy.
- In 2015, uninsured patients presented at Bergen Regional Medical Center on 41,970 occasions.
- New Jersey's general hospitals are predominantly not-for-profit entities — any excess revenue over expenses is returned to the community in the form of new medical technology, expanded hospital services, maintenance and expansion of physical infrastructure and the enhanced ability to hire and maintain skilled workforce.

### ANNUAL TAXES

**Bergen Regional Medical Center pays \$1,520,100 annually in taxes including:**

- 0.53 Percent Assessment: \$1,375,800
- Adjusted Admissions Assessment: \$144,300
- Newborn Screening Fees: \$0
- Other assessments such as New Jersey Poison Information & Education System (NJPIES) and Maternal and Child Health Consortium Assessment
- In addition, hospitals support their local municipalities through voluntary, negotiated payments and in-kind contributions.

### SFY 2017 CHARITY CARE SUBSIDY SHORTFALL



# Cape Regional Medical Center

## ANNUAL CONTRIBUTIONS TO THE LOCAL AND STATE ECONOMY

**Total Expenditures: \$114,944,000**

▪ **774 full-time equivalent jobs, including:**

|  |                     |
|--|---------------------|
| Nursing: .....   | 170                 |
| Therapy: .....   | 38                  |
| Radiology: .....   | 58                  |
| Pharmacy: .....  | 20                  |
| Pathology and Laboratory: .....                              | 61                  |
| Dietary/Housekeeping/Maintenance: .....                      | 56                  |
| <b>Total Employee Payroll: .....</b>                         | <b>\$50,467,000</b> |
| <b>Estimated State Income Taxes Paid by Employees: .....</b> | <b>\$2,788,300</b>  |

▪ **Purchased Services of \$20,267,000, including:**

|  |
|--|
| Contracted Labor: \$12,965,000                   |
| Pharmaceutical Drugs: \$4,529,000                |
| Dietary/Laundry/Housekeeping Supplies: \$672,000 |
| Building Supplies: \$21,000                      |
| Utilities: \$2,080,000 including:                |
| \$1,430,000 in Electric                          |
| \$321,000 in Oil & Gas                           |
| \$329,000 in Water/Sewage/Disposal               |

## ANNUAL CONTRIBUTIONS AS A HEALTHCARE SAFETY NET

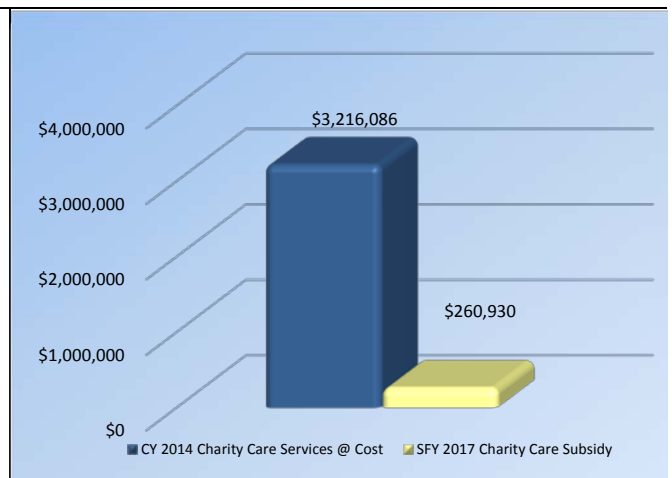
- Hospitals also give back to the community by serving as the primary source of medical services for the state's 700,000 uninsured, thus serving as the healthcare safety net for the most needy.
- In 2015, uninsured patients presented at Cape Regional Medical Center on 14,021 occasions.
- New Jersey's general hospitals are predominantly not-for-profit entities — any excess revenue over expenses is returned to the community in the form of new medical technology, expanded hospital services, maintenance and expansion of physical infrastructure and the enhanced ability to hire and maintain skilled workforce.

### ANNUAL TAXES

**Cape Regional Medical Center pays \$866,900 annually in taxes including:**

- 0.53 Percent Assessment: \$642,900
- Adjusted Admissions Assessment: \$183,100
- Newborn Screening Fees: \$41,000
- Other assessments such as New Jersey Poison Information & Education System (NJPIES) and Maternal and Child Health Consortium Assessment
- In addition, hospitals support their local municipalities through voluntary, negotiated payments and in-kind contributions.

### SFY 2017 CHARITY CARE SUBSIDY SHORTFALL



# Capital Health Medical Center - Hopewell

## ANNUAL CONTRIBUTIONS TO THE LOCAL AND STATE ECONOMY

**Total Expenditures: \$367,260,000**

▪ **1,677 full-time equivalent jobs, including:**

|  |                      |
|--|----------------------|
| Nursing: .....   | 411                  |
| Therapy: .....   | 63                   |
| Radiology: .....   | 112                  |
| Pharmacy: .....  | 29                   |
| Pathology and Laboratory: .....                              | 57                   |
| Dietary/Housekeeping/Maintenance: .....                      | 154                  |
| <b>Total Employee Payroll: .....</b>                         | <b>\$126,875,000</b> |
| <b>Estimated State Income Taxes Paid by Employees: .....</b> | <b>\$7,009,800</b>   |

▪ **Purchased Services of \$42,958,000, including:**

|  |
|--|
| Contracted Labor: \$17,001,000                     |
| Pharmaceutical Drugs: \$18,566,000                 |
| Dietary/Laundry/Housekeeping Supplies: \$2,294,000 |
| Building Supplies: \$42,000                        |
| Utilities: \$5,055,000 including:                  |
| \$3,844,000 in Electric                            |
| \$1,003,000 in Oil & Gas                           |
| \$255,000 in Water/Sewage/Disposal                 |

## ANNUAL CONTRIBUTIONS AS A HEALTHCARE SAFETY NET

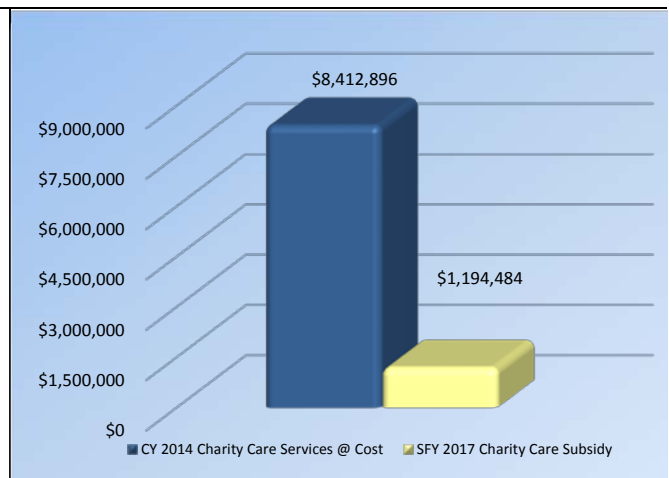
- Hospitals also give back to the community by serving as the primary source of medical services for the state's 700,000 uninsured, thus serving as the healthcare safety net for the most needy.
- In 2015, uninsured patients presented at Capital Health Medical Center - Hopewell on 20,005 occasions.
- New Jersey's general hospitals are predominantly not-for-profit entities — any excess revenue over expenses is returned to the community in the form of new medical technology, expanded hospital services, maintenance and expansion of physical infrastructure and the enhanced ability to hire and maintain skilled workforce.

### ANNUAL TAXES

**Capital Health Medical Center - Hopewell pays \$2,724,800 annually in taxes including:**

- 0.53 Percent Assessment: \$1,833,600
- Adjusted Admissions Assessment: \$336,800
- Newborn Screening Fees: \$554,400
- Other assessments such as New Jersey Poison Information & Education System (NJPIES) and Maternal and Child Health Consortium Assessment
- In addition, hospitals support their local municipalities through voluntary, negotiated payments and in-kind contributions.

### SFY 2017 CHARITY CARE SUBSIDY SHORTFALL



# Capital Health Regional Medical Center

## ANNUAL CONTRIBUTIONS TO THE LOCAL AND STATE ECONOMY

**Total Expenditures: \$285,178,000**

▪ **1,656 full-time equivalent jobs, including:**

|  |                      |
|--|----------------------|
| Nursing: .....   | 480                  |
| Therapy: .....   | 71                   |
| Radiology: .....   | 64                   |
| Pharmacy: .....  | 37                   |
| Pathology and Laboratory: .....                              | 48                   |
| Dietary/Housekeeping/Maintenance: .....                      | 144                  |
| <b>Total Employee Payroll: .....</b>                         | <b>\$123,149,000</b> |
| <b>Estimated State Income Taxes Paid by Employees: .....</b> | <b>\$6,804,000</b>   |

▪ **Purchased Services of \$29,061,000, including:**

|  |
|--|
| Contracted Labor: \$17,445,000                     |
| Pharmaceutical Drugs: \$6,839,000                  |
| Dietary/Laundry/Housekeeping Supplies: \$1,729,000 |
| Building Supplies: \$21,000                        |
| Utilities: \$3,027,000 including:                  |
| \$2,117,000 in Electric                            |
| \$527,000 in Oil & Gas                             |
| \$404,000 in Water/Sewage/Disposal                 |

## ANNUAL CONTRIBUTIONS AS A HEALTHCARE SAFETY NET

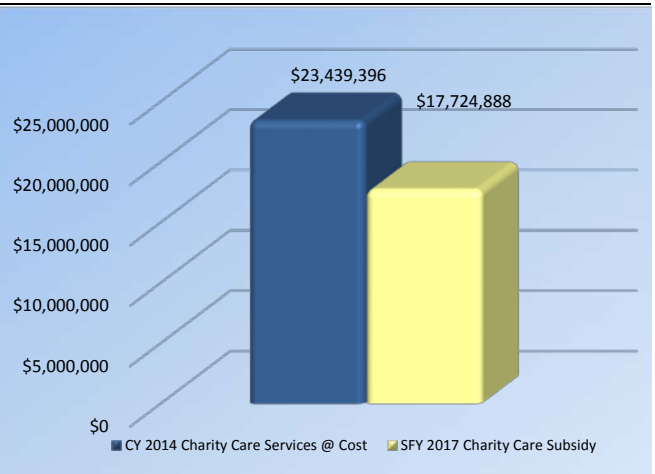
- Hospitals also give back to the community by serving as the primary source of medical services for the state's 700,000 uninsured, thus serving as the healthcare safety net for the most needy.
- In 2015, uninsured patients presented at Capital Health Regional Medical Center on 64,273 occasions.
- New Jersey's general hospitals are predominantly not-for-profit entities — any excess revenue over expenses is returned to the community in the form of new medical technology, expanded hospital services, maintenance and expansion of physical infrastructure and the enhanced ability to hire and maintain skilled workforce.

### ANNUAL TAXES

Capital Health Regional Medical Center pays \$1,671,800 annually in taxes including:

- 0.53 Percent Assessment: \$1,518,500
- Adjusted Admissions Assessment: \$152,500
- Newborn Screening Fees: \$700
- Other assessments such as New Jersey Poison Information & Education System (NJPIES) and Maternal and Child Health Consortium Assessment
- In addition, hospitals support their local municipalities through voluntary, negotiated payments and in-kind contributions.

### SFY 2017 CHARITY CARE SUBSIDY SHORTFALL



# CarePoint Health Bayonne Medical Center

## ANNUAL CONTRIBUTIONS TO THE LOCAL AND STATE ECONOMY

**Total Expenditures: \$184,242,000**

▪ **784 full-time equivalent jobs, including:**

|  |                     |
|--|---------------------|
| Nursing: .....   | 216                 |
| Therapy: .....   | 27                  |
| Radiology: .....   | 36                  |
| Pharmacy: .....  | 28                  |
| Pathology and Laboratory: .....                              | 35                  |
| Dietary/Housekeeping/Maintenance: .....                      | 112                 |
| <b>Total Employee Payroll: .....</b>                         | <b>\$50,508,000</b> |
| <b>Estimated State Income Taxes Paid by Employees: .....</b> | <b>\$2,790,600</b>  |

▪ **Purchased Services of \$60,315,000, including:**

|  |
|--|
| Contracted Labor: \$49,125,000                     |
| Pharmaceutical Drugs: \$7,802,000                  |
| Dietary/Laundry/Housekeeping Supplies: \$1,636,000 |
| Building Supplies: \$158,000                       |
| Utilities: \$1,594,000 including:                  |
| \$518,000 in Electric                              |
| \$805,000 in Oil & Gas                             |
| \$271,000 in Water/Sewage/Disposal                 |

## ANNUAL CONTRIBUTIONS AS A HEALTHCARE SAFETY NET

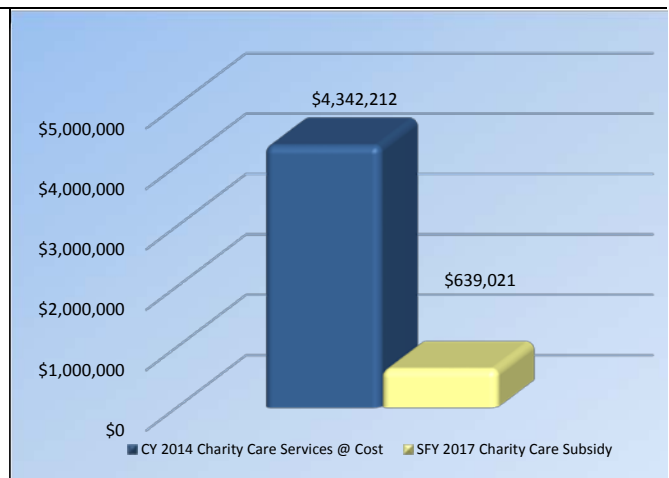
- Hospitals also give back to the community by serving as the primary source of medical services for the state's 700,000 uninsured, thus serving as the healthcare safety net for the most needy.
- In 2015, uninsured patients presented at CarePoint Health Bayonne Medical Center on 6,123 occasions.
- New Jersey's general hospitals are predominantly not-for-profit entities — any excess revenue over expenses is returned to the community in the form of new medical technology, expanded hospital services, maintenance and expansion of physical infrastructure and the enhanced ability to hire and maintain skilled workforce.

### ANNUAL TAXES

**CarePoint Health Bayonne Medical Center pays \$1,113,000 annually in taxes including:**

- 0.53 Percent Assessment: \$1,001,100
- Adjusted Admissions Assessment: \$111,900
- Newborn Screening Fees: \$0
- Other assessments such as New Jersey Poison Information & Education System (NJPIES) and Maternal and Child Health Consortium Assessment
- In addition, hospitals support their local municipalities through voluntary, negotiated payments and in-kind contributions.

### SFY 2017 CHARITY CARE SUBSIDY SHORTFALL



# CarePoint Health Christ Hospital

## ANNUAL CONTRIBUTIONS TO THE LOCAL AND STATE ECONOMY

**Total Expenditures: \$213,295,000**

▪ **951 full-time equivalent jobs, including:**

|  |                     |
|--|---------------------|
| Nursing: .....   | 252                 |
| Therapy: .....   | 21                  |
| Radiology: .....   | 65                  |
| Pharmacy: .....  | 20                  |
| Pathology and Laboratory: .....                              | 43                  |
| Dietary/Housekeeping/Maintenance: .....                      | 92                  |
| <b>Total Employee Payroll: .....</b>                         | <b>\$71,100,000</b> |
| <b>Estimated State Income Taxes Paid by Employees: .....</b> | <b>\$3,928,300</b>  |

▪ **Purchased Services of \$69,145,000, including:**

|  |
|--|
| Contracted Labor: \$58,903,000                   |
| Pharmaceutical Drugs: \$7,074,000                |
| Dietary/Laundry/Housekeeping Supplies: \$304,000 |
| Building Supplies: \$256,000                     |
| Utilities: \$2,608,000 including:                |
| \$1,476,000 in Electric                          |
| \$614,000 in Oil & Gas                           |
| \$518,000 in Water/Sewage/Disposal               |

## ANNUAL CONTRIBUTIONS AS A HEALTHCARE SAFETY NET

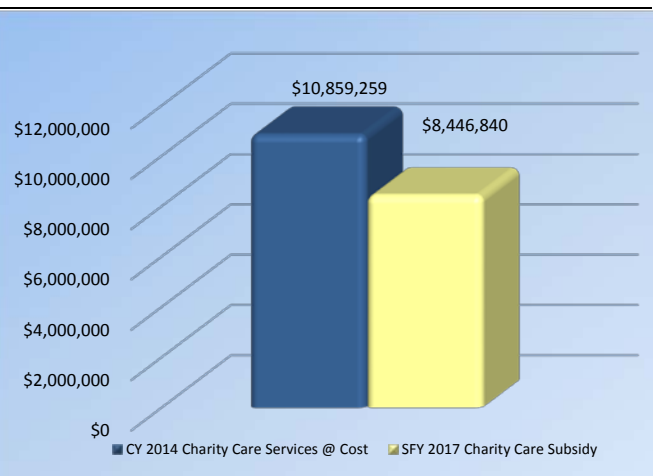
- Hospitals also give back to the community by serving as the primary source of medical services for the state's 700,000 uninsured, thus serving as the healthcare safety net for the most needy.
- In 2015, uninsured patients presented at CarePoint Health Christ Hospital on 24,658 occasions.
- New Jersey's general hospitals are predominantly not-for-profit entities — any excess revenue over expenses is returned to the community in the form of new medical technology, expanded hospital services, maintenance and expansion of physical infrastructure and the enhanced ability to hire and maintain skilled workforce.

### ANNUAL TAXES

CarePoint Health Christ Hospital pays \$1,388,000 annually in taxes including:

- 0.53 Percent Assessment: \$1,150,100
- Adjusted Admissions Assessment: \$163,900
- Newborn Screening Fees: \$74,100
- Other assessments such as New Jersey Poison Information & Education System (NJPIES) and Maternal and Child Health Consortium Assessment
- In addition, hospitals support their local municipalities through voluntary, negotiated payments and in-kind contributions.

### SFY 2017 CHARITY CARE SUBSIDY SHORTFALL



# CarePoint Health Hoboken University Medical Center

## ANNUAL CONTRIBUTIONS TO THE LOCAL AND STATE ECONOMY

**Total Expenditures: \$195,462,000**

▪ **1,018 full-time equivalent jobs, including:**

|  |                     |
|--|---------------------|
| Nursing: .....   | 254                 |
| Therapy: .....   | 23                  |
| Radiology: .....   | 36                  |
| Pharmacy: .....  | 23                  |
| Pathology and Laboratory: .....                              | 29                  |
| Dietary/Housekeeping/Maintenance: .....                      | 138                 |
| <b>Total Employee Payroll: .....</b>                         | <b>\$64,605,000</b> |
| <b>Estimated State Income Taxes Paid by Employees: .....</b> | <b>\$3,569,400</b>  |

▪ **Purchased Services of \$65,317,000, including:**

|  |
|--|
| Contracted Labor: \$57,516,000                   |
| Pharmaceutical Drugs: \$5,550,000                |
| Dietary/Laundry/Housekeeping Supplies: \$234,000 |
| Building Supplies: \$184,000                     |
| Utilities: \$1,833,000 including:                |
| \$1,013,000 in Electric                          |
| \$276,000 in Oil & Gas                           |
| \$544,000 in Water/Sewage/Disposal               |

## ANNUAL CONTRIBUTIONS AS A HEALTHCARE SAFETY NET

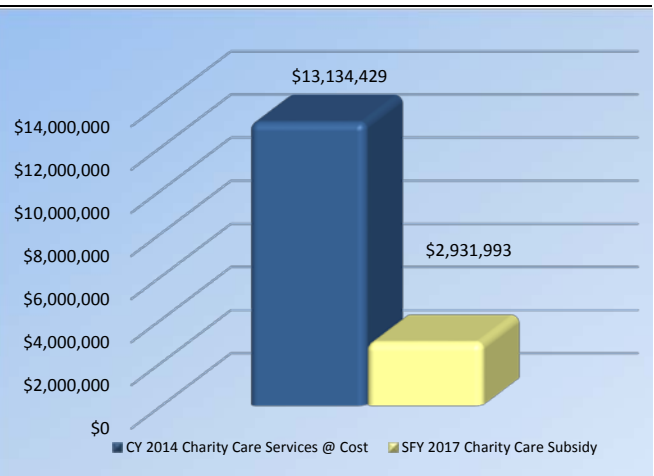
- Hospitals also give back to the community by serving as the primary source of medical services for the state's 700,000 uninsured, thus serving as the healthcare safety net for the most needy.
- In 2015, uninsured patients presented at CarePoint Health Hoboken University Medical Center on 28,133 occasions.
- New Jersey's general hospitals are predominantly not-for-profit entities — any excess revenue over expenses is returned to the community in the form of new medical technology, expanded hospital services, maintenance and expansion of physical infrastructure and the enhanced ability to hire and maintain skilled workforce.

### ANNUAL TAXES

**CarePoint Health Hoboken University Medical Center pays \$1,343,900 annually in taxes including:**

- 0.53 Percent Assessment: \$1,093,100
- Adjusted Admissions Assessment: \$143,000
- Newborn Screening Fees: \$107,800
- Other assessments such as New Jersey Poison Information & Education System (NJPIES) and Maternal and Child Health Consortium Assessment
- In addition, hospitals support their local municipalities through voluntary, negotiated payments and in-kind contributions.

### SFY 2017 CHARITY CARE SUBSIDY SHORTFALL



# CentraState Medical Center

## ANNUAL CONTRIBUTIONS TO THE LOCAL AND STATE ECONOMY

**Total Expenditures: \$261,232,000**

▪ **1,637 full-time equivalent jobs, including:**

|  |                      |
|--|----------------------|
| Nursing: .....   | 505                  |
| Therapy: .....   | 98                   |
| Radiology: .....   | 106                  |
| Pharmacy: .....  | 38                   |
| Pathology and Laboratory: .....                              | 75                   |
| Dietary/Housekeeping/Maintenance: .....                      | 166                  |
| <b>Total Employee Payroll: .....</b>                         | <b>\$107,550,000</b> |
| <b>Estimated State Income Taxes Paid by Employees: .....</b> | <b>\$5,942,100</b>   |

▪ **Purchased Services of \$28,750,000, including:**

|  |
|--|
| Contracted Labor: \$2,525,000                      |
| Pharmaceutical Drugs: \$21,163,000                 |
| Dietary/Laundry/Housekeeping Supplies: \$1,887,000 |
| Building Supplies: \$242,000                       |
| Utilities: \$2,933,000 including:                  |
| \$2,280,000 in Electric                            |
| \$369,000 in Oil & Gas                             |
| \$284,000 in Water/Sewage/Disposal                 |

## ANNUAL CONTRIBUTIONS AS A HEALTHCARE SAFETY NET

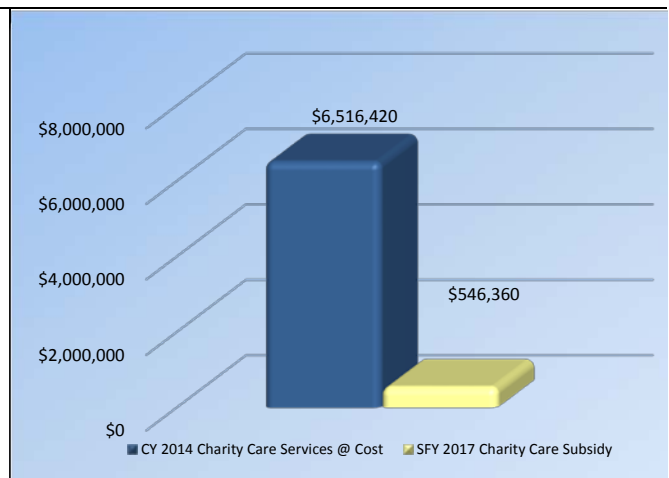
- Hospitals also give back to the community by serving as the primary source of medical services for the state's 700,000 uninsured, thus serving as the healthcare safety net for the most needy.
- In 2015, uninsured patients presented at CentraState Medical Center on 22,663 occasions.
- New Jersey's general hospitals are predominantly not-for-profit entities — any excess revenue over expenses is returned to the community in the form of new medical technology, expanded hospital services, maintenance and expansion of physical infrastructure and the enhanced ability to hire and maintain skilled workforce.

### ANNUAL TAXES

**CentraState Medical Center pays \$1,870,100 annually in taxes including:**

- 0.53 Percent Assessment: \$1,430,300
- Adjusted Admissions Assessment: \$316,700
- Newborn Screening Fees: \$123,100
- Other assessments such as New Jersey Poison Information & Education System (NJPIES) and Maternal and Child Health Consortium Assessment
- In addition, hospitals support their local municipalities through voluntary, negotiated payments and in-kind contributions.

### SFY 2017 CHARITY CARE SUBSIDY SHORTFALL





# Chilton Medical Center

## ANNUAL CONTRIBUTIONS TO THE LOCAL AND STATE ECONOMY

**Total Expenditures: \$203,078,000**

▪ **1,208 full-time equivalent jobs, including:**

|  |                     |
|--|---------------------|
| Nursing: .....   | 306                 |
| Therapy: .....   | 56                  |
| Radiology: .....   | 70                  |
| Pharmacy: .....  | 26                  |
| Pathology and Laboratory: .....                              | 48                  |
| Dietary/Housekeeping/Maintenance: .....                      | 116                 |
| <b>Total Employee Payroll: .....</b>                         | <b>\$85,254,000</b> |
| <b>Estimated State Income Taxes Paid by Employees: .....</b> | <b>\$4,710,300</b>  |

▪ **Purchased Services of \$19,937,000, including:**

|  |
|--|
| Contracted Labor: \$7,043,000                      |
| Pharmaceutical Drugs: \$9,086,000                  |
| Dietary/Laundry/Housekeeping Supplies: \$1,403,000 |
| Building Supplies: \$199,000                       |
| Utilities: \$2,206,000 including:                  |
| \$1,215,000 in Electric                            |
| \$396,000 in Oil & Gas                             |
| \$595,000 in Water/Sewage/Disposal                 |

## ANNUAL CONTRIBUTIONS AS A HEALTHCARE SAFETY NET

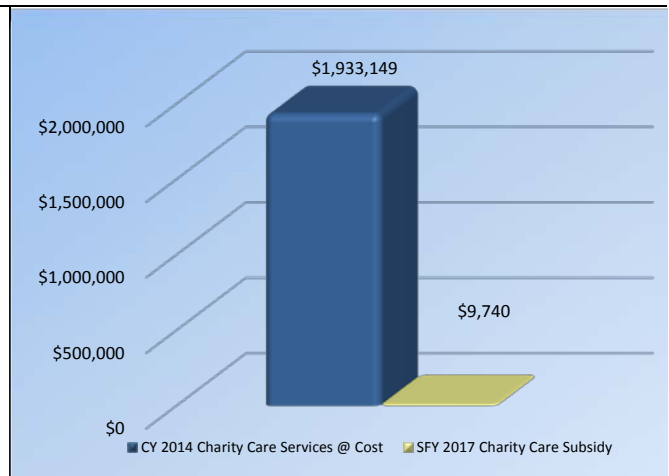
- Hospitals also give back to the community by serving as the primary source of medical services for the state's 700,000 uninsured, thus serving as the healthcare safety net for the most needy.
- In 2015, uninsured patients presented at Chilton Medical Center on 4,308 occasions.
- New Jersey's general hospitals are predominantly not-for-profit entities — any excess revenue over expenses is returned to the community in the form of new medical technology, expanded hospital services, maintenance and expansion of physical infrastructure and the enhanced ability to hire and maintain skilled workforce.

### ANNUAL TAXES

**Chilton Medical Center pays \$1,331,200 annually in taxes including:**

- 0.53 Percent Assessment: \$1,097,300
- Adjusted Admissions Assessment: \$166,500
- Newborn Screening Fees: \$67,400
- Other assessments such as New Jersey Poison Information & Education System (NJPIES) and Maternal and Child Health Consortium Assessment
- In addition, hospitals support their local municipalities through voluntary, negotiated payments and in-kind contributions.

### SFY 2017 CHARITY CARE SUBSIDY SHORTFALL



# Clara Maass Medical Center

## ANNUAL CONTRIBUTIONS TO THE LOCAL AND STATE ECONOMY

**Total Expenditures: \$260,563,000**

▪ **1,472 full-time equivalent jobs, including:**

|  |                      |
|--|----------------------|
| Nursing: .....   | 454                  |
| Therapy: .....   | 58                   |
| Radiology: .....   | 91                   |
| Pharmacy: .....  | 38                   |
| Pathology and Laboratory: .....                              | 49                   |
| Dietary/Housekeeping/Maintenance: .....                      | 163                  |
| <b>Total Employee Payroll: .....</b>                         | <b>\$106,177,000</b> |
| <b>Estimated State Income Taxes Paid by Employees: .....</b> | <b>\$5,866,300</b>   |

▪ **Purchased Services of \$32,441,000, including:**

|  |
|--|
| Contracted Labor: \$13,915,000                     |
| Pharmaceutical Drugs: \$13,863,000                 |
| Dietary/Laundry/Housekeeping Supplies: \$1,564,000 |
| Building Supplies: \$236,000                       |
| Utilities: \$2,863,000 including:                  |
| \$1,920,000 in Electric                            |
| \$660,000 in Oil & Gas                             |
| \$283,000 in Water/Sewage/Disposal                 |

## ANNUAL CONTRIBUTIONS AS A HEALTHCARE SAFETY NET

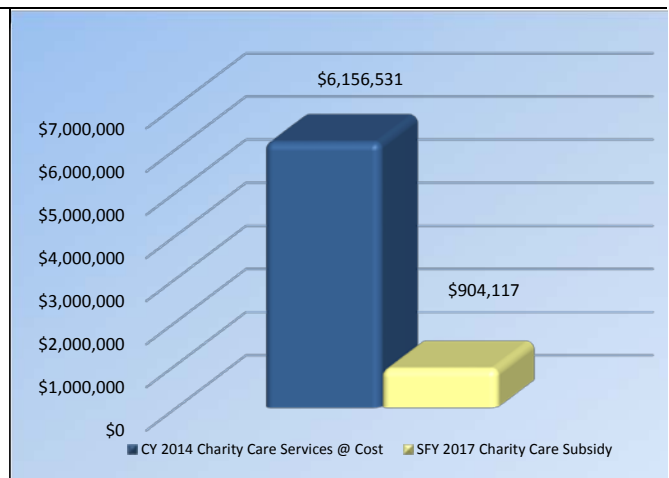
- Hospitals also give back to the community by serving as the primary source of medical services for the state's 700,000 uninsured, thus serving as the healthcare safety net for the most needy.
- In 2015, uninsured patients presented at Clara Maass Medical Center on 20,136 occasions.
- New Jersey's general hospitals are predominantly not-for-profit entities — any excess revenue over expenses is returned to the community in the form of new medical technology, expanded hospital services, maintenance and expansion of physical infrastructure and the enhanced ability to hire and maintain skilled workforce.

### ANNUAL TAXES

**Clara Maass Medical Center pays \$1,950,800 annually in taxes including:**

- 0.53 Percent Assessment: \$1,525,400
- Adjusted Admissions Assessment: \$265,200
- Newborn Screening Fees: \$160,200
- Other assessments such as New Jersey Poison Information & Education System (NJPIES) and Maternal and Child Health Consortium Assessment
- In addition, hospitals support their local municipalities through voluntary, negotiated payments and in-kind contributions.

### SFY 2017 CHARITY CARE SUBSIDY SHORTFALL



# Community Medical Center

## ANNUAL CONTRIBUTIONS TO THE LOCAL AND STATE ECONOMY

**Total Expenditures: \$357,152,000**

▪ **1,902 full-time equivalent jobs, including:**

|  |                      |
|--|----------------------|
| Nursing: .....   | 658                  |
| Therapy: .....   | 94                   |
| Radiology: .....   | 149                  |
| Pharmacy: .....  | 49                   |
| Pathology and Laboratory: .....                              | 105                  |
| Dietary/Housekeeping/Maintenance: .....                      | 205                  |
| <b>Total Employee Payroll: .....</b>                         | <b>\$127,650,000</b> |
| <b>Estimated State Income Taxes Paid by Employees: .....</b> | <b>\$7,052,700</b>   |

▪ **Purchased Services of \$53,365,000, including:**

|  |
|--|
| Contracted Labor: \$19,224,000                     |
| Pharmaceutical Drugs: \$26,532,000                 |
| Dietary/Laundry/Housekeeping Supplies: \$2,560,000 |
| Building Supplies: \$518,000                       |
| Utilities: \$4,531,000 including:                  |
| \$3,113,000 in Electric                            |
| \$831,000 in Oil & Gas                             |
| \$587,000 in Water/Sewage/Disposal                 |

## ANNUAL CONTRIBUTIONS AS A HEALTHCARE SAFETY NET

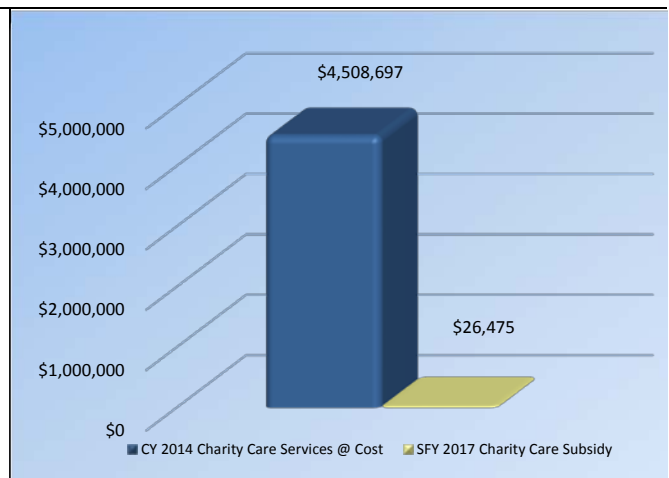
- Hospitals also give back to the community by serving as the primary source of medical services for the state's 700,000 uninsured, thus serving as the healthcare safety net for the most needy.
- In 2015, uninsured patients presented at Community Medical Center on 8,939 occasions.
- New Jersey's general hospitals are predominantly not-for-profit entities — any excess revenue over expenses is returned to the community in the form of new medical technology, expanded hospital services, maintenance and expansion of physical infrastructure and the enhanced ability to hire and maintain skilled workforce.

### ANNUAL TAXES

**Community Medical Center pays \$2,675,600 annually in taxes including:**

- 0.53 Percent Assessment: \$2,070,400
- Adjusted Admissions Assessment: \$375,500
- Newborn Screening Fees: \$229,700
- Other assessments such as New Jersey Poison Information & Education System (NJPIES) and Maternal and Child Health Consortium Assessment
- In addition, hospitals support their local municipalities through voluntary, negotiated payments and in-kind contributions.

### SFY 2017 CHARITY CARE SUBSIDY SHORTFALL



# Cooper University Hospital

## ANNUAL CONTRIBUTIONS TO THE LOCAL AND STATE ECONOMY

**Total Expenditures: \$799,064,000**

▪ **3,941 full-time equivalent jobs, including:**

|  |                      |
|--|----------------------|
| Nursing: .....   | 895                  |
| Therapy: .....   | 145                  |
| Radiology: .....   | 178                  |
| Pharmacy: .....  | 70                   |
| Pathology and Laboratory: .....                              | 145                  |
| Dietary/Housekeeping/Maintenance: .....                      | 371                  |
| <b>Total Employee Payroll: .....</b>                         | <b>\$337,150,000</b> |
| <b>Estimated State Income Taxes Paid by Employees: .....</b> | <b>\$18,627,500</b>  |

▪ **Purchased Services of \$48,834,000, including:**

|  |
|--|
| Contracted Labor: \$15,603,000                     |
| Pharmaceutical Drugs: \$21,875,000                 |
| Dietary/Laundry/Housekeeping Supplies: \$3,000,000 |
| Building Supplies: \$9,000                         |
| Utilities: \$8,347,000 including:                  |
| \$4,945,000 in Electric                            |
| \$1,700,000 in Oil & Gas                           |
| \$1,702,000 in Water/Sewage/Disposal               |

## ANNUAL CONTRIBUTIONS AS A HEALTHCARE SAFETY NET

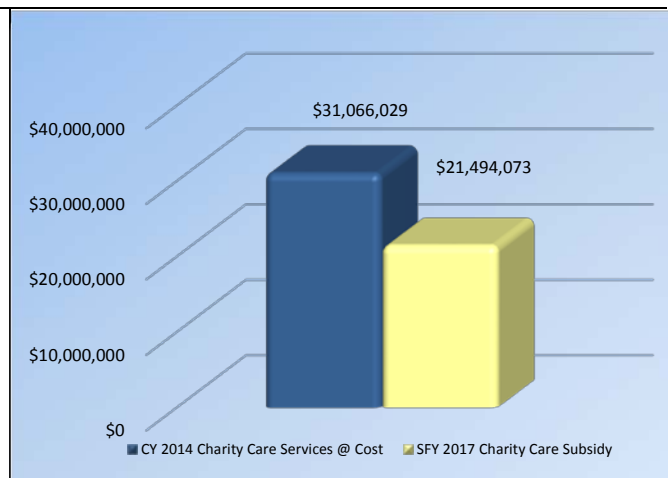
- Hospitals also give back to the community by serving as the primary source of medical services for the state's 700,000 uninsured, thus serving as the healthcare safety net for the most needy.
- In 2015, uninsured patients presented at Cooper University Hospital on 12,814 occasions.
- New Jersey's general hospitals are predominantly not-for-profit entities — any excess revenue over expenses is returned to the community in the form of new medical technology, expanded hospital services, maintenance and expansion of physical infrastructure and the enhanced ability to hire and maintain skilled workforce.

### ANNUAL TAXES

**Cooper University Hospital pays \$5,156,700 annually in taxes including:**

- 0.53 Percent Assessment: \$4,532,900
- Adjusted Admissions Assessment: \$490,300
- Newborn Screening Fees: \$133,500
- Other assessments such as New Jersey Poison Information & Education System (NJPIES) and Maternal and Child Health Consortium Assessment
- In addition, hospitals support their local municipalities through voluntary, negotiated payments and in-kind contributions.

### SFY 2017 CHARITY CARE SUBSIDY SHORTFALL



# *Deborah Heart and Lung Center*

## ANNUAL CONTRIBUTIONS TO THE LOCAL AND STATE ECONOMY

**Total Expenditures: \$165,852,000**

▪ **854 full-time equivalent jobs, including:**

|  |                     |
|--|---------------------|
| Nursing: .....   | 183                 |
| Therapy: .....   | 30                  |
| Radiology: .....   | 38                  |
| Pharmacy: .....  | 18                  |
| Pathology and Laboratory: .....                              | 39                  |
| Dietary/Housekeeping/Maintenance: .....                      | 107                 |
| <b>Total Employee Payroll: .....</b>                         | <b>\$69,049,000</b> |
| <b>Estimated State Income Taxes Paid by Employees: .....</b> | <b>\$3,815,000</b>  |

▪ **Purchased Services of \$13,564,000, including:**

|  |
|--|
| Contracted Labor: \$6,622,000                      |
| Pharmaceutical Drugs: \$4,049,000                  |
| Dietary/Laundry/Housekeeping Supplies: \$1,123,000 |
| Building Supplies: \$1,000                         |
| Utilities: \$1,769,000 including:                  |
| \$1,239,000 in Electric                            |
| \$358,000 in Oil & Gas                             |
| \$172,000 in Water/Sewage/Disposal                 |

## ANNUAL CONTRIBUTIONS AS A HEALTHCARE SAFETY NET

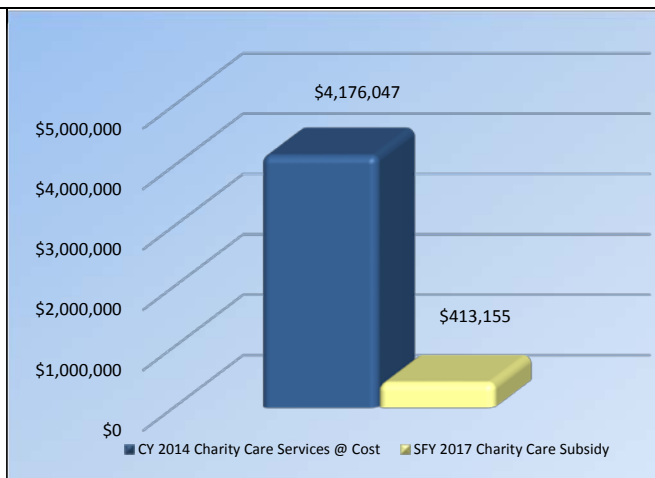
- Hospitals also give back to the community by serving as the primary source of medical services for the state's 700,000 uninsured, thus serving as the healthcare safety net for the most needy.
- In 2015, uninsured patients presented at Deborah Heart and Lung Center on 2,736 occasions.
- New Jersey's general hospitals are predominantly not-for-profit entities — any excess revenue over expenses is returned to the community in the form of new medical technology, expanded hospital services, maintenance and expansion of physical infrastructure and the enhanced ability to hire and maintain skilled workforce.

### ANNUAL TAXES

**Deborah Heart and Lung Center pays \$975,300 annually in taxes including:**

- 0.53 Percent Assessment: \$910,300
- Adjusted Admissions Assessment: \$65,100
- Newborn Screening Fees: \$0
- Other assessments such as New Jersey Poison Information & Education System (NJPIES) and Maternal and Child Health Consortium Assessment
- In addition, hospitals support their local municipalities through voluntary, negotiated payments and in-kind contributions.

### SFY 2017 CHARITY CARE SUBSIDY SHORTFALL



# *East Orange General Hospital*

## ANNUAL CONTRIBUTIONS TO THE LOCAL AND STATE ECONOMY

**Total Expenditures: \$105,948,000**

▪ **712 full-time equivalent jobs, including:**

|  |                     |
|--|---------------------|
| Nursing: .....   | 233                 |
| Therapy: .....   | 21                  |
| Radiology: .....   | 22                  |
| Pharmacy: .....  | 0                   |
| Pathology and Laboratory: .....                              | 22                  |
| Dietary/Housekeeping/Maintenance: .....                      | 83                  |
| <b>Total Employee Payroll: .....</b>                         | <b>\$42,497,000</b> |
| <b>Estimated State Income Taxes Paid by Employees: .....</b> | <b>\$2,348,000</b>  |

▪ **Purchased Services of \$24,570,000, including:**

|  |
|--|
| Contracted Labor: \$17,878,000                   |
| Pharmaceutical Drugs: \$3,802,000                |
| Dietary/Laundry/Housekeeping Supplies: \$828,000 |
| Building Supplies: \$210,000                     |
| Utilities: \$1,852,000 including:                |
| \$1,164,000 in Electric                          |
| \$208,000 in Oil & Gas                           |
| \$480,000 in Water/Sewage/Disposal               |

## ANNUAL CONTRIBUTIONS AS A HEALTHCARE SAFETY NET

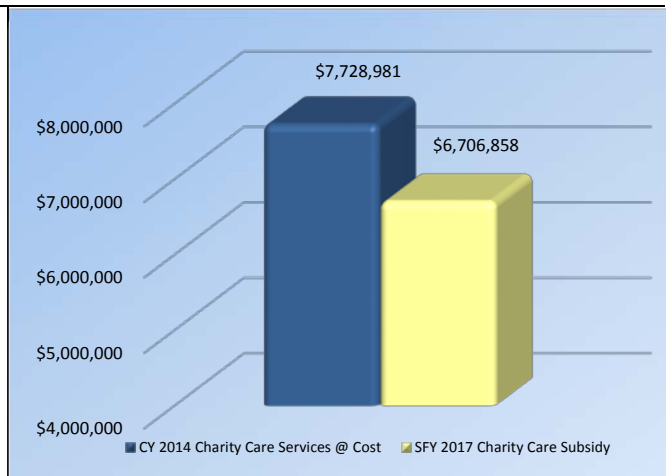
- Hospitals also give back to the community by serving as the primary source of medical services for the state's 700,000 uninsured, thus serving as the healthcare safety net for the most needy.
- In 2015, uninsured patients presented at East Orange General Hospital on 10,576 occasions.
- New Jersey's general hospitals are predominantly not-for-profit entities — any excess revenue over expenses is returned to the community in the form of new medical technology, expanded hospital services, maintenance and expansion of physical infrastructure and the enhanced ability to hire and maintain skilled workforce.

### ANNUAL TAXES

**East Orange General Hospital pays \$569,900 annually in taxes including:**

- 0.53 Percent Assessment: \$482,400
- Adjusted Admissions Assessment: \$87,500
- Newborn Screening Fees: \$0
- Other assessments such as New Jersey Poison Information & Education System (NJPIES) and Maternal and Child Health Consortium Assessment
- In addition, hospitals support their local municipalities through voluntary, negotiated payments and in-kind contributions.

### SFY 2017 CHARITY CARE SUBSIDY SHORTFALL



# *Englewood Hospital and Medical Center*

## ANNUAL CONTRIBUTIONS TO THE LOCAL AND STATE ECONOMY

**Total Expenditures: \$491,566,000**

▪ **1,977 full-time equivalent jobs, including:**

|  |                      |
|--|----------------------|
| Nursing: .....   | 523                  |
| Therapy: .....   | 63                   |
| Radiology: .....   | 210                  |
| Pharmacy: .....  | 47                   |
| Pathology and Laboratory: .....                              | 105                  |
| Dietary/Housekeeping/Maintenance: .....                      | 122                  |
| <b>Total Employee Payroll: .....</b>                         | <b>\$143,302,000</b> |
| <b>Estimated State Income Taxes Paid by Employees: .....</b> | <b>\$7,917,400</b>   |

▪ **Purchased Services of \$78,331,000, including:**

|  |
|--|
| Contracted Labor: \$37,343,000                     |
| Pharmaceutical Drugs: \$32,487,000                 |
| Dietary/Laundry/Housekeeping Supplies: \$2,777,000 |
| Building Supplies: \$161,000                       |
| Utilities: \$5,563,000 including:                  |
| \$3,764,000 in Electric                            |
| \$1,155,000 in Oil & Gas                           |
| \$644,000 in Water/Sewage/Disposal                 |

## ANNUAL CONTRIBUTIONS AS A HEALTHCARE SAFETY NET

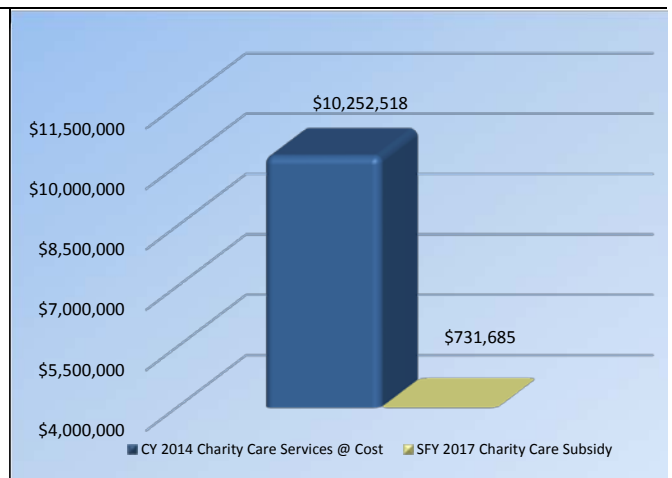
- Hospitals also give back to the community by serving as the primary source of medical services for the state's 700,000 uninsured, thus serving as the healthcare safety net for the most needy.
- In 2015, uninsured patients presented at Englewood Hospital and Medical Center on 68,989 occasions.
- New Jersey's general hospitals are predominantly not-for-profit entities — any excess revenue over expenses is returned to the community in the form of new medical technology, expanded hospital services, maintenance and expansion of physical infrastructure and the enhanced ability to hire and maintain skilled workforce.

### ANNUAL TAXES

### SFY 2017 CHARITY CARE SUBSIDY SHORTFALL

**Englewood Hospital and Medical Center pays \$3,601,100 annually in taxes including:**

- 0.53 Percent Assessment: \$2,670,000
- Adjusted Admissions Assessment: \$716,200
- Newborn Screening Fees: \$214,900
- Other assessments such as New Jersey Poison Information & Education System (NJPIES) and Maternal and Child Health Consortium Assessment
- In addition, hospitals support their local municipalities through voluntary, negotiated payments and in-kind contributions.



# Hackensack University Medical Center

## ANNUAL CONTRIBUTIONS TO THE LOCAL AND STATE ECONOMY

**Total Expenditures: \$1,582,040,000**

▪ **7,497 full-time equivalent jobs, including:**

|  |                      |
|--|----------------------|
| Nursing: .....   | 1,621                |
| Therapy: .....   | 182                  |
| Radiology: .....   | 688                  |
| Pharmacy: .....  | 156                  |
| Pathology and Laboratory: .....                              | 299                  |
| Dietary/Housekeeping/Maintenance: .....                      | 512                  |
| <b>Total Employee Payroll: .....</b>                         | <b>\$632,890,000</b> |
| <b>Estimated State Income Taxes Paid by Employees: .....</b> | <b>\$34,967,200</b>  |

▪ **Purchased Services of \$216,948,000, including:**

|  |
|--|
| Contracted Labor: \$34,572,000                     |
| Pharmaceutical Drugs: \$163,864,000                |
| Dietary/Laundry/Housekeeping Supplies: \$5,024,000 |
| Building Supplies: \$644,000                       |
| Utilities: \$12,844,000 including:                 |
| \$9,150,000 in Electric                            |
| \$2,758,000 in Oil & Gas                           |
| \$936,000 in Water/Sewage/Disposal                 |

## ANNUAL CONTRIBUTIONS AS A HEALTHCARE SAFETY NET

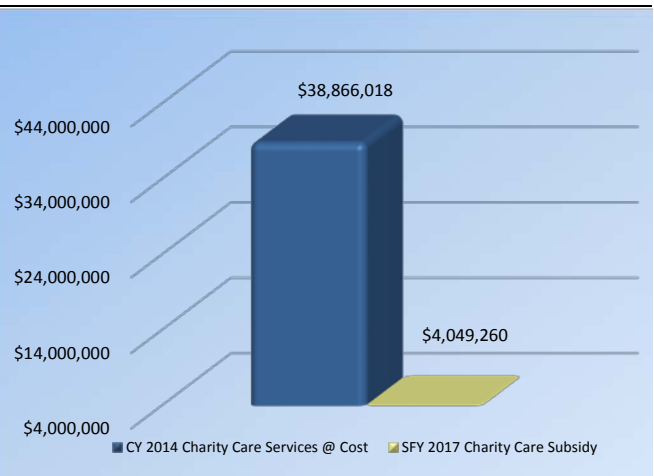
- Hospitals also give back to the community by serving as the primary source of medical services for the state's 700,000 uninsured, thus serving as the healthcare safety net for the most needy.
- In 2015, uninsured patients presented at Hackensack University Medical Center on 26,763 occasions.
- New Jersey's general hospitals are predominantly not-for-profit entities — any excess revenue over expenses is returned to the community in the form of new medical technology, expanded hospital services, maintenance and expansion of physical infrastructure and the enhanced ability to hire and maintain skilled workforce.

### ANNUAL TAXES

Hackensack University Medical Center pays \$10,284,700 annually in taxes including:

- 0.53 Percent Assessment: \$8,825,500
- Adjusted Admissions Assessment: \$928,900
- Newborn Screening Fees: \$530,400
- Other assessments such as New Jersey Poison Information & Education System (NJPIES) and Maternal and Child Health Consortium Assessment
- In addition, hospitals support their local municipalities through voluntary, negotiated payments and in-kind contributions.

### SFY 2017 CHARITY CARE SUBSIDY SHORTFALL





# HackensackUMC at Pascack Valley

## ANNUAL CONTRIBUTIONS TO THE LOCAL AND STATE ECONOMY

**Total Expenditures: \$95,863,000**

▪ **418 full-time equivalent jobs, including:**

|  |                     |
|--|---------------------|
| Nursing: .....   | 108                 |
| Therapy: .....   | 23                  |
| Radiology: .....   | 32                  |
| Pharmacy: .....  | 12                  |
| Pathology and Laboratory: .....                              | 24                  |
| Dietary/Housekeeping/Maintenance: .....                      | 40                  |
| <b>Total Employee Payroll: .....</b>                         | <b>\$30,288,000</b> |
| <b>Estimated State Income Taxes Paid by Employees: .....</b> | <b>\$1,673,400</b>  |

▪ **Purchased Services of \$10,559,000, including:**

|  |
|--|
| Contracted Labor: \$5,571,000                    |
| Pharmaceutical Drugs: \$2,315,000                |
| Dietary/Laundry/Housekeeping Supplies: \$650,000 |
| Building Supplies: \$2,000                       |
| Utilities: \$2,021,000 including:                |
| \$1,407,000 in Electric                          |
| \$365,000 in Oil & Gas                           |
| \$249,000 in Water/Sewage/Disposal               |

## ANNUAL CONTRIBUTIONS AS A HEALTHCARE SAFETY NET

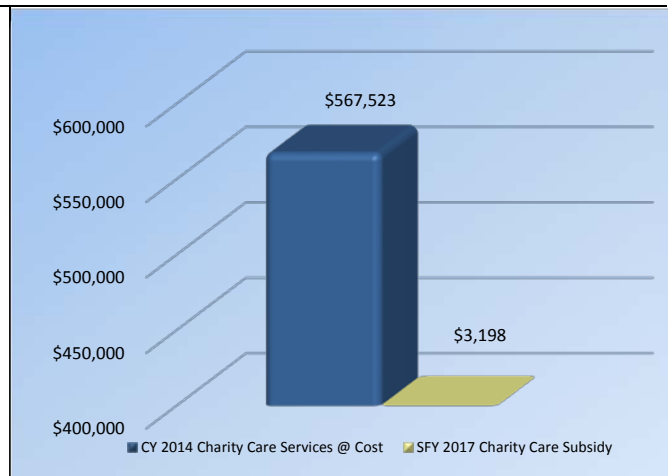
- Hospitals also give back to the community by serving as the primary source of medical services for the state's 700,000 uninsured, thus serving as the healthcare safety net for the most needy.
- In 2015, uninsured patients presented at HackensackUMC at Pascack Valley on 789 occasions.
- New Jersey's general hospitals are predominantly not-for-profit entities — any excess revenue over expenses is returned to the community in the form of new medical technology, expanded hospital services, maintenance and expansion of physical infrastructure and the enhanced ability to hire and maintain skilled workforce.

### ANNUAL TAXES

**HackensackUMC at Pascack Valley pays \$607,700 annually in taxes including:**

- 0.53 Percent Assessment: \$489,300
- Adjusted Admissions Assessment: \$66,400
- Newborn Screening Fees: \$52,000
- Other assessments such as New Jersey Poison Information & Education System (NJPIES) and Maternal and Child Health Consortium Assessment
- In addition, hospitals support their local municipalities through voluntary, negotiated payments and in-kind contributions.

### SFY 2017 CHARITY CARE SUBSIDY SHORTFALL



# HackensackUMC Mountainside

## ANNUAL CONTRIBUTIONS TO THE LOCAL AND STATE ECONOMY

**Total Expenditures: \$222,213,000**

▪ **1,586 full-time equivalent jobs, including:**

|  |                     |
|--|---------------------|
| Nursing: .....   | 254                 |
| Therapy: .....   | 39                  |
| Radiology: .....   | 53                  |
| Pharmacy: .....  | 22                  |
| Pathology and Laboratory: .....                              | 50                  |
| Dietary/Housekeeping/Maintenance: .....                      | 152                 |
| <b>Total Employee Payroll: .....</b>                         | <b>\$85,648,000</b> |
| <b>Estimated State Income Taxes Paid by Employees: .....</b> | <b>\$4,732,100</b>  |

▪ **Purchased Services of \$13,135,000, including:**

|  |
|--|
| Contracted Labor: \$1,862,000                    |
| Pharmaceutical Drugs: \$6,971,000                |
| Dietary/Laundry/Housekeeping Supplies: \$221,000 |
| Building Supplies: \$116,000                     |
| Utilities: \$3,965,000 including:                |
| \$2,890,000 in Electric                          |
| \$707,000 in Oil & Gas                           |
| \$368,000 in Water/Sewage/Disposal               |

## ANNUAL CONTRIBUTIONS AS A HEALTHCARE SAFETY NET

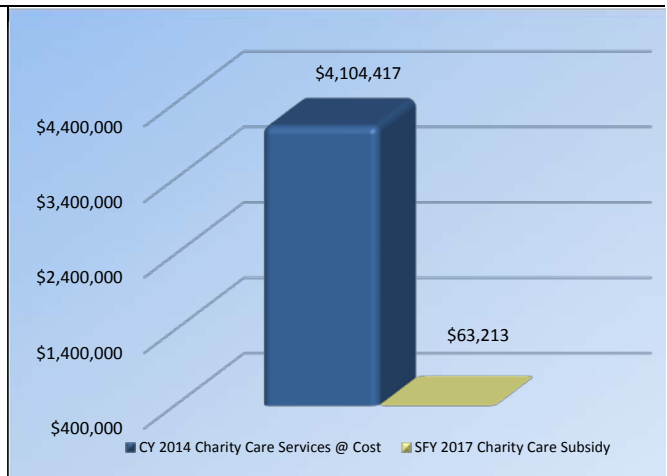
- Hospitals also give back to the community by serving as the primary source of medical services for the state's 700,000 uninsured, thus serving as the healthcare safety net for the most needy.
- In 2015, uninsured patients presented at HackensackUMC Mountainside on 5,059 occasions.
- New Jersey's general hospitals are predominantly not-for-profit entities — any excess revenue over expenses is returned to the community in the form of new medical technology, expanded hospital services, maintenance and expansion of physical infrastructure and the enhanced ability to hire and maintain skilled workforce.

### ANNUAL TAXES

**HackensackUMC Mountainside pays \$1,712,800 annually in taxes including:**

- 0.53 Percent Assessment: \$1,309,100
- Adjusted Admissions Assessment: \$268,100
- Newborn Screening Fees: \$135,600
- Other assessments such as New Jersey Poison Information & Education System (NJPIES) and Maternal and Child Health Consortium Assessment
- In addition, hospitals support their local municipalities through voluntary, negotiated payments and in-kind contributions.

### SFY 2017 CHARITY CARE SUBSIDY SHORTFALL



# HackensackUMC Palisades

## ANNUAL CONTRIBUTIONS TO THE LOCAL AND STATE ECONOMY

**Total Expenditures: \$174,652,000**

▪ **988 full-time equivalent jobs, including:**

|  |                     |
|--|---------------------|
| Nursing: .....   | 244                 |
| Therapy: .....   | 44                  |
| Radiology: .....   | 44                  |
| Pharmacy: .....  | 19                  |
| Pathology and Laboratory: .....                              | 46                  |
| Dietary/Housekeeping/Maintenance: .....                      | 108                 |
| <b>Total Employee Payroll: .....</b>                         | <b>\$70,477,000</b> |
| <b>Estimated State Income Taxes Paid by Employees: .....</b> | <b>\$3,893,900</b>  |

▪ **Purchased Services of \$20,920,000, including:**

|  |
|--|
| Contracted Labor: \$12,768,000                     |
| Pharmaceutical Drugs: \$5,007,000                  |
| Dietary/Laundry/Housekeeping Supplies: \$1,570,000 |
| Building Supplies: \$67,000                        |
| Utilities: \$1,508,000 including:                  |
| \$1,164,000 in Electric                            |
| \$256,000 in Oil & Gas                             |
| \$88,000 in Water/Sewage/Disposal                  |

## ANNUAL CONTRIBUTIONS AS A HEALTHCARE SAFETY NET

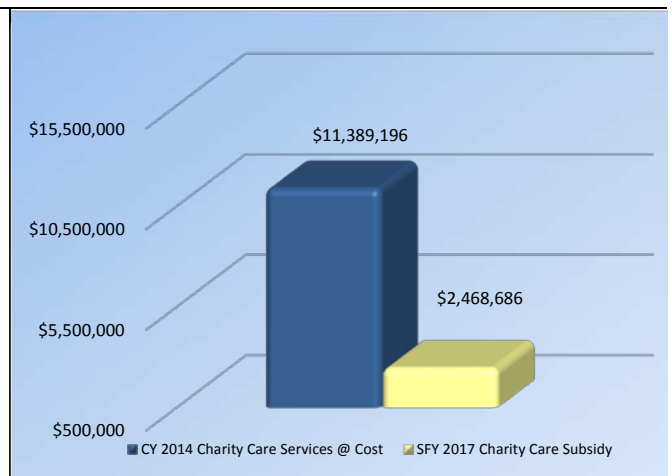
- Hospitals also give back to the community by serving as the primary source of medical services for the state's 700,000 uninsured, thus serving as the healthcare safety net for the most needy.
- In 2015, uninsured patients presented at HackensackUMC Palisades on 14,120 occasions.
- New Jersey's general hospitals are predominantly not-for-profit entities — any excess revenue over expenses is returned to the community in the form of new medical technology, expanded hospital services, maintenance and expansion of physical infrastructure and the enhanced ability to hire and maintain skilled workforce.

### ANNUAL TAXES

**HackensackUMC Palisades pays \$1,257,400 annually in taxes including:**

- 0.53 Percent Assessment: \$969,600
- Adjusted Admissions Assessment: \$159,100
- Newborn Screening Fees: \$128,700
- Other assessments such as New Jersey Poison Information & Education System (NJPIES) and Maternal and Child Health Consortium Assessment
- In addition, hospitals support their local municipalities through voluntary, negotiated payments and in-kind contributions.

### SFY 2017 CHARITY CARE SUBSIDY SHORTFALL



# *Hackettstown Medical Center*

## ANNUAL CONTRIBUTIONS TO THE LOCAL AND STATE ECONOMY

**Total Expenditures: \$96,507,000**

▪ **644 full-time equivalent jobs, including:**

|  |                     |
|--|---------------------|
| Nursing: .....   | 129                 |
| Therapy: .....   | 30                  |
| Radiology: .....   | 43                  |
| Pharmacy: .....  | 19                  |
| Pathology and Laboratory: .....                              | 29                  |
| Dietary/Housekeeping/Maintenance: .....                      | 66                  |
| <b>Total Employee Payroll: .....</b>                         | <b>\$38,478,000</b> |
| <b>Estimated State Income Taxes Paid by Employees: .....</b> | <b>\$2,125,900</b>  |

▪ **Purchased Services of \$21,358,000, including:**

|  |
|--|
| Contracted Labor: \$14,988,000                   |
| Pharmaceutical Drugs: \$4,155,000                |
| Dietary/Laundry/Housekeeping Supplies: \$586,000 |
| Building Supplies: \$465,000                     |
| Utilities: \$1,164,000 including:                |
| \$767,000 in Electric                            |
| \$215,000 in Oil & Gas                           |
| \$182,000 in Water/Sewage/Disposal               |

## ANNUAL CONTRIBUTIONS AS A HEALTHCARE SAFETY NET

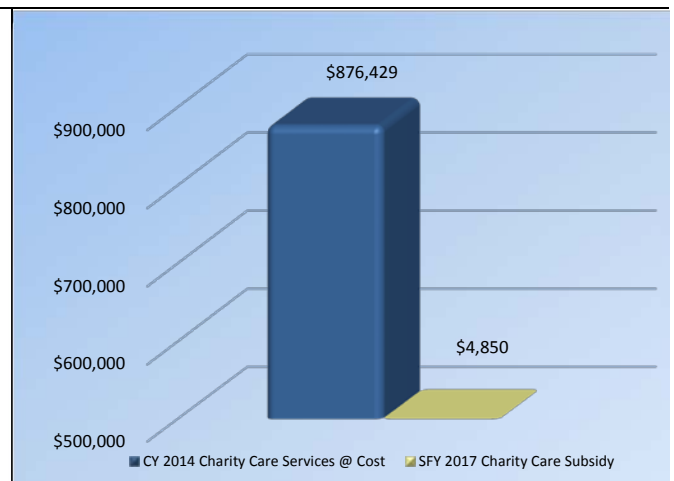
- Hospitals also give back to the community by serving as the primary source of medical services for the state's 700,000 uninsured, thus serving as the healthcare safety net for the most needy.
- In 2015, uninsured patients presented at Hackettstown Medical Center on 4,659 occasions.
- New Jersey's general hospitals are predominantly not-for-profit entities — any excess revenue over expenses is returned to the community in the form of new medical technology, expanded hospital services, maintenance and expansion of physical infrastructure and the enhanced ability to hire and maintain skilled workforce.

### ANNUAL TAXES

**Hackettstown Medical Center pays \$605,300 annually in taxes including:**

- 0.53 Percent Assessment: \$499,400
- Adjusted Admissions Assessment: \$73,500
- Newborn Screening Fees: \$32,400
- Other assessments such as New Jersey Poison Information & Education System (NJPIES) and Maternal and Child Health Consortium Assessment
- In addition, hospitals support their local municipalities through voluntary, negotiated payments and in-kind contributions.

### SFY 2017 CHARITY CARE SUBSIDY SHORTFALL



# Holy Name Medical Center

## ANNUAL CONTRIBUTIONS TO THE LOCAL AND STATE ECONOMY

**Total Expenditures: \$330,695,000**

▪ **1,940 full-time equivalent jobs, including:**

|  |                      |
|--|----------------------|
| Nursing: .....   | 458                  |
| Therapy: .....   | 82                   |
| Radiology: .....   | 214                  |
| Pharmacy: .....  | 43                   |
| Pathology and Laboratory: .....                              | 115                  |
| Dietary/Housekeeping/Maintenance: .....                      | 206                  |
| <b>Total Employee Payroll: .....</b>                         | <b>\$139,677,000</b> |
| <b>Estimated State Income Taxes Paid by Employees: .....</b> | <b>\$7,717,200</b>   |

▪ **Purchased Services of \$59,834,000, including:**

|  |
|--|
| Contracted Labor: \$22,486,000                     |
| Pharmaceutical Drugs: \$30,459,000                 |
| Dietary/Laundry/Housekeeping Supplies: \$2,740,000 |
| Building Supplies: \$312,000                       |
| Utilities: \$3,837,000 including:                  |
| \$2,738,000 in Electric                            |
| \$356,000 in Oil & Gas                             |
| \$743,000 in Water/Sewage/Disposal                 |

## ANNUAL CONTRIBUTIONS AS A HEALTHCARE SAFETY NET

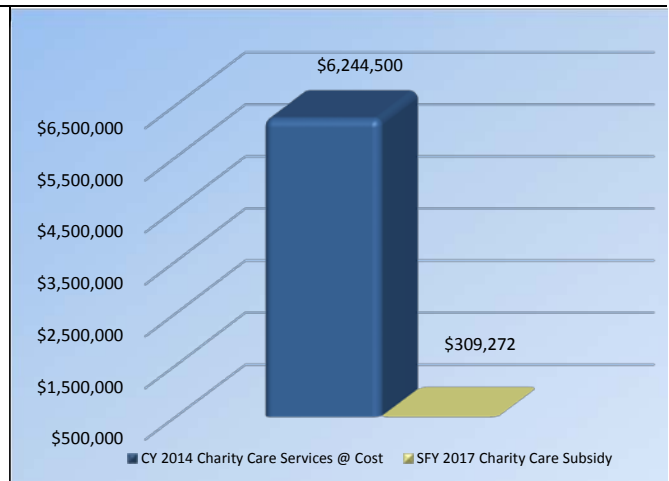
- Hospitals also give back to the community by serving as the primary source of medical services for the state's 700,000 uninsured, thus serving as the healthcare safety net for the most needy.
- In 2015, uninsured patients presented at Holy Name Medical Center on 10,128 occasions.
- New Jersey's general hospitals are predominantly not-for-profit entities — any excess revenue over expenses is returned to the community in the form of new medical technology, expanded hospital services, maintenance and expansion of physical infrastructure and the enhanced ability to hire and maintain skilled workforce.

### ANNUAL TAXES

**Holy Name Medical Center pays \$2,446,300 annually in taxes including:**

- 0.53 Percent Assessment: \$1,903,800
- Adjusted Admissions Assessment: \$425,400
- Newborn Screening Fees: \$117,200
- Other assessments such as New Jersey Poison Information & Education System (NJPIES) and Maternal and Child Health Consortium Assessment
- In addition, hospitals support their local municipalities through voluntary, negotiated payments and in-kind contributions.

### SFY 2017 CHARITY CARE SUBSIDY SHORTFALL



# Hunterdon Medical Center

## ANNUAL CONTRIBUTIONS TO THE LOCAL AND STATE ECONOMY

**Total Expenditures: \$276,668,000**

▪ **1,689 full-time equivalent jobs, including:**

|  |                      |
|--|----------------------|
| Nursing: .....   | 267                  |
| Therapy: .....   | 71                   |
| Radiology: .....   | 108                  |
| Pharmacy: .....  | 26                   |
| Pathology and Laboratory: .....                              | 71                   |
| Dietary/Housekeeping/Maintenance: .....                      | 129                  |
| <b>Total Employee Payroll: .....</b>                         | <b>\$128,957,000</b> |
| <b>Estimated State Income Taxes Paid by Employees: .....</b> | <b>\$7,124,900</b>   |

▪ **Purchased Services of \$15,167,000, including:**

|  |
|--|
| Contracted Labor: \$4,826,000                      |
| Pharmaceutical Drugs: \$6,260,000                  |
| Dietary/Laundry/Housekeeping Supplies: \$1,007,000 |
| Building Supplies: \$319,000                       |
| Utilities: \$2,755,000 including:                  |
| \$1,752,000 in Electric                            |
| \$609,000 in Oil & Gas                             |
| \$394,000 in Water/Sewage/Disposal                 |

## ANNUAL CONTRIBUTIONS AS A HEALTHCARE SAFETY NET

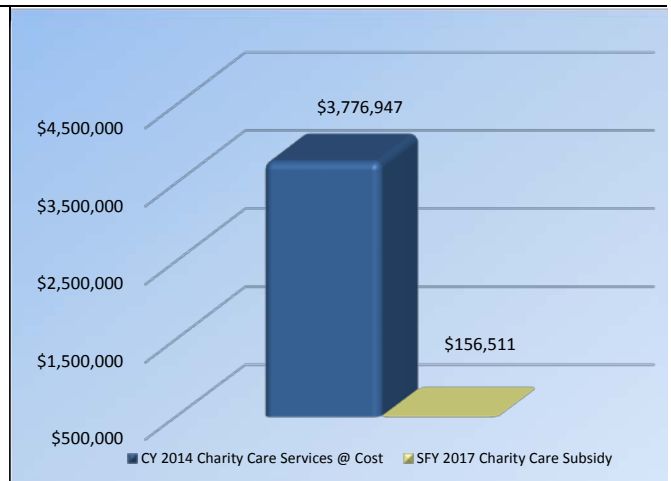
- Hospitals also give back to the community by serving as the primary source of medical services for the state's 700,000 uninsured, thus serving as the healthcare safety net for the most needy.
- In 2015, uninsured patients presented at Hunterdon Medical Center on 18,036 occasions.
- New Jersey's general hospitals are predominantly not-for-profit entities — any excess revenue over expenses is returned to the community in the form of new medical technology, expanded hospital services, maintenance and expansion of physical infrastructure and the enhanced ability to hire and maintain skilled workforce.

### ANNUAL TAXES

**Hunterdon Medical Center pays \$1,843,900 annually in taxes including:**

- 0.53 Percent Assessment: \$1,509,300
- Adjusted Admissions Assessment: \$254,100
- Newborn Screening Fees: \$80,600
- Other assessments such as New Jersey Poison Information & Education System (NJPIES) and Maternal and Child Health Consortium Assessment
- In addition, hospitals support their local municipalities through voluntary, negotiated payments and in-kind contributions.

### SFY 2017 CHARITY CARE SUBSIDY SHORTFALL



# *Inspira Medical Center Elmer*

## ANNUAL CONTRIBUTIONS TO THE LOCAL AND STATE ECONOMY

**Total Expenditures: \$56,308,000**

▪ **360 full-time equivalent jobs, including:**

|  |                     |
|--|---------------------|
| Nursing: .....   | 88                  |
| Therapy: .....   | 12                  |
| Radiology: .....   | 31                  |
| Pharmacy: .....  | 6                   |
| Pathology and Laboratory: .....                              | 15                  |
| Dietary/Housekeeping/Maintenance: .....                      | 42                  |
| <b>Total Employee Payroll: .....</b>                         | <b>\$24,522,000</b> |
| <b>Estimated State Income Taxes Paid by Employees: .....</b> | <b>\$1,354,800</b>  |

▪ **Purchased Services of \$6,777,000, including:**

|  |
|--|
| Contracted Labor: \$4,481,000                    |
| Pharmaceutical Drugs: \$1,030,000                |
| Dietary/Laundry/Housekeeping Supplies: \$385,000 |
| Building Supplies: \$4,000                       |
| Utilities: \$877,000 including:                  |
| \$636,000 in Electric                            |
| \$140,000 in Oil & Gas                           |
| \$101,000 in Water/Sewage/Disposal               |

## ANNUAL CONTRIBUTIONS AS A HEALTHCARE SAFETY NET

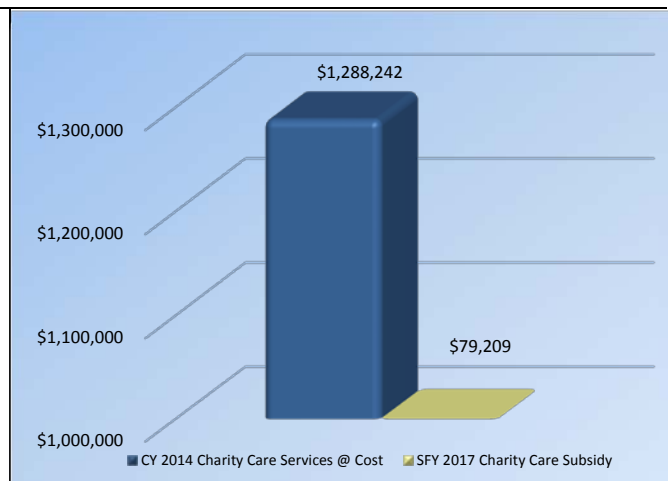
- Hospitals also give back to the community by serving as the primary source of medical services for the state's 700,000 uninsured, thus serving as the healthcare safety net for the most needy.
- In 2015, uninsured patients presented at Inspira Medical Center Elmer on 2,438 occasions.
- New Jersey's general hospitals are predominantly not-for-profit entities — any excess revenue over expenses is returned to the community in the form of new medical technology, expanded hospital services, maintenance and expansion of physical infrastructure and the enhanced ability to hire and maintain skilled workforce.

### ANNUAL TAXES

### SFY 2017 CHARITY CARE SUBSIDY SHORTFALL

**Inspira Medical Center Elmer pays \$467,000 annually in taxes including:**

- 0.53 Percent Assessment: \$366,400
- Adjusted Admissions Assessment: \$74,400
- Newborn Screening Fees: \$26,200
- Other assessments such as New Jersey Poison Information & Education System (NJPIES) and Maternal and Child Health Consortium Assessment
- In addition, hospitals support their local municipalities through voluntary, negotiated payments and in-kind contributions.



# Inspira Medical Center Vineland

## ANNUAL CONTRIBUTIONS TO THE LOCAL AND STATE ECONOMY

**Total Expenditures: \$340,389,000**

▪ **2,147 full-time equivalent jobs, including:**

|  |                      |
|--|----------------------|
| Nursing: .....   | 573                  |
| Therapy: .....   | 43                   |
| Radiology: .....   | 174                  |
| Pharmacy: .....  | 32                   |
| Pathology and Laboratory: .....                              | 86                   |
| Dietary/Housekeeping/Maintenance: .....                      | 196                  |
| <b>Total Employee Payroll: .....</b>                         | <b>\$141,381,000</b> |
| <b>Estimated State Income Taxes Paid by Employees: .....</b> | <b>\$7,811,300</b>   |

▪ **Purchased Services of \$40,975,000, including:**

|  |
|--|
| Contracted Labor: \$25,843,000                     |
| Pharmaceutical Drugs: \$8,079,000                  |
| Dietary/Laundry/Housekeeping Supplies: \$2,367,000 |
| Building Supplies: \$38,000                        |
| Utilities: \$4,648,000 including:                  |
| \$3,294,000 in Electric                            |
| \$874,000 in Oil & Gas                             |
| \$480,000 in Water/Sewage/Disposal                 |

## ANNUAL CONTRIBUTIONS AS A HEALTHCARE SAFETY NET

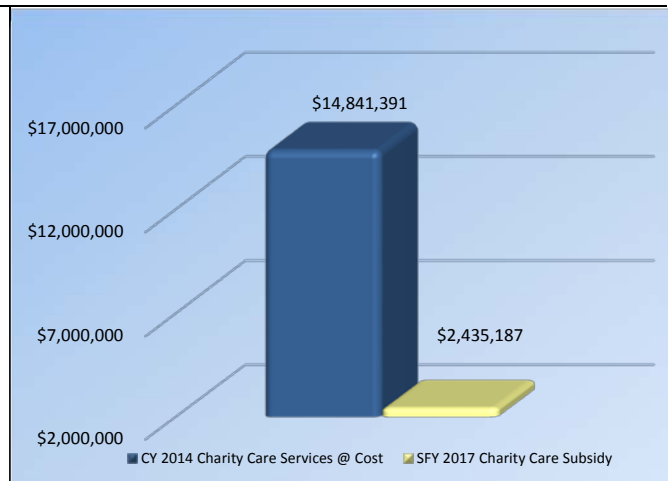
- Hospitals also give back to the community by serving as the primary source of medical services for the state's 700,000 uninsured, thus serving as the healthcare safety net for the most needy.
- In 2015, uninsured patients presented at Inspira Medical Center Vineland on 23,328 occasions.
- New Jersey's general hospitals are predominantly not-for-profit entities — any excess revenue over expenses is returned to the community in the form of new medical technology, expanded hospital services, maintenance and expansion of physical infrastructure and the enhanced ability to hire and maintain skilled workforce.

### ANNUAL TAXES

**Inspira Medical Center Vineland pays \$2,518,000 annually in taxes including:**

- 0.53 Percent Assessment: \$1,998,700
- Adjusted Admissions Assessment: \$339,200
- Newborn Screening Fees: \$180,200
- Other assessments such as New Jersey Poison Information & Education System (NJPIES) and Maternal and Child Health Consortium Assessment
- In addition, hospitals support their local municipalities through voluntary, negotiated payments and in-kind contributions.

### SFY 2017 CHARITY CARE SUBSIDY SHORTFALL





# *Inspira Medical Center Woodbury*

## ANNUAL CONTRIBUTIONS TO THE LOCAL AND STATE ECONOMY

**Total Expenditures: \$178,605,000**

▪ **1,211 full-time equivalent jobs, including:**

|  |                     |
|--|---------------------|
| Nursing: .....   | 356                 |
| Therapy: .....   | 50                  |
| Radiology: .....   | 52                  |
| Pharmacy: .....  | 25                  |
| Pathology and Laboratory: .....                              | 53                  |
| Dietary/Housekeeping/Maintenance: .....                      | 99                  |
| <b>Total Employee Payroll: .....</b>                         | <b>\$81,380,000</b> |
| <b>Estimated State Income Taxes Paid by Employees: .....</b> | <b>\$4,496,200</b>  |

▪ **Purchased Services of \$23,011,000, including:**

|  |
|--|
| Contracted Labor: \$14,654,000                     |
| Pharmaceutical Drugs: \$4,004,000                  |
| Dietary/Laundry/Housekeeping Supplies: \$1,442,000 |
| Building Supplies: \$6,000                         |
| Utilities: \$2,905,000 including:                  |
| \$1,720,000 in Electric                            |
| \$627,000 in Oil & Gas                             |
| \$558,000 in Water/Sewage/Disposal                 |

## ANNUAL CONTRIBUTIONS AS A HEALTHCARE SAFETY NET

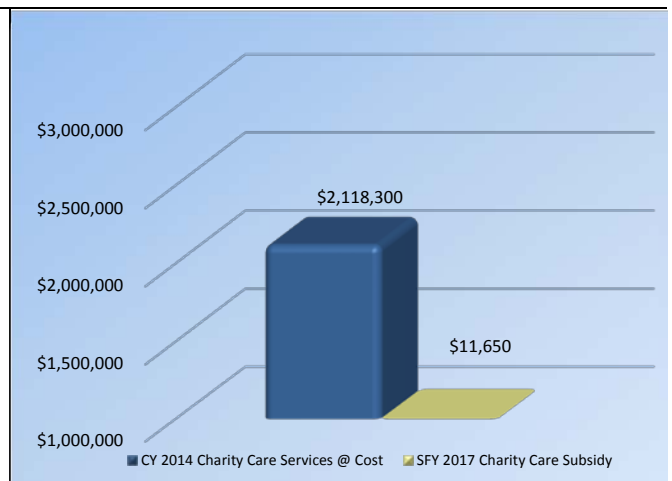
- Hospitals also give back to the community by serving as the primary source of medical services for the state's 700,000 uninsured, thus serving as the healthcare safety net for the most needy.
- In 2015, uninsured patients presented at Inspira Medical Center Woodbury on 9,512 occasions.
- New Jersey's general hospitals are predominantly not-for-profit entities — any excess revenue over expenses is returned to the community in the form of new medical technology, expanded hospital services, maintenance and expansion of physical infrastructure and the enhanced ability to hire and maintain skilled workforce.

### ANNUAL TAXES

**Inspira Medical Center Woodbury pays \$1,274,700 annually in taxes including:**

- 0.53 Percent Assessment: \$960,800
- Adjusted Admissions Assessment: \$194,100
- Newborn Screening Fees: \$119,800
- Other assessments such as New Jersey Poison Information & Education System (NJPIES) and Maternal and Child Health Consortium Assessment
- In addition, hospitals support their local municipalities through voluntary, negotiated payments and in-kind contributions.

### SFY 2017 CHARITY CARE SUBSIDY SHORTFALL



# Jersey City Medical Center

## ANNUAL CONTRIBUTIONS TO THE LOCAL AND STATE ECONOMY

**Total Expenditures: \$392,416,000**

▪ **2,160 full-time equivalent jobs, including:**

|  |                      |
|--|----------------------|
| Nursing: .....   | 589                  |
| Therapy: .....   | 70                   |
| Radiology: .....   | 71                   |
| Pharmacy: .....  | 34                   |
| Pathology and Laboratory: .....                              | 42                   |
| Dietary/Housekeeping/Maintenance: .....                      | 214                  |
| <b>Total Employee Payroll: .....</b>                         | <b>\$174,376,000</b> |
| <b>Estimated State Income Taxes Paid by Employees: .....</b> | <b>\$9,634,300</b>   |

▪ **Purchased Services of \$55,688,000, including:**

|  |
|--|
| Contracted Labor: \$32,437,000                     |
| Pharmaceutical Drugs: \$15,350,000                 |
| Dietary/Laundry/Housekeeping Supplies: \$3,148,000 |
| Building Supplies: \$885,000                       |
| Utilities: \$3,868,000 including:                  |
| \$3,346,000 in Electric                            |
| \$109,000 in Oil & Gas                             |
| \$413,000 in Water/Sewage/Disposal                 |

## ANNUAL CONTRIBUTIONS AS A HEALTHCARE SAFETY NET

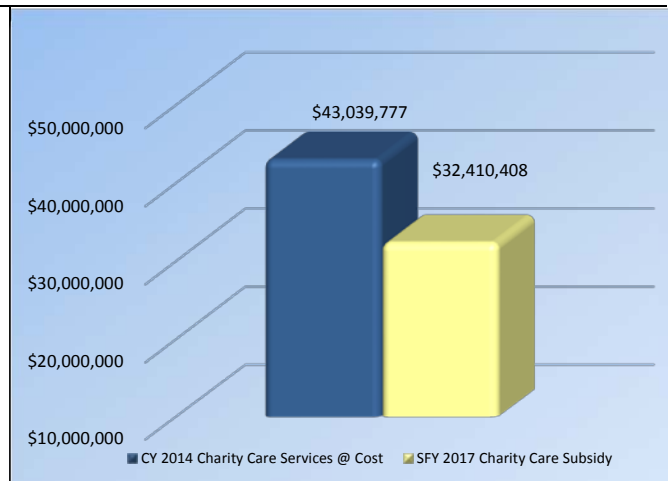
- Hospitals also give back to the community by serving as the primary source of medical services for the state's 700,000 uninsured, thus serving as the healthcare safety net for the most needy.
- In 2015, uninsured patients presented at Jersey City Medical Center on 35,937 occasions.
- New Jersey's general hospitals are predominantly not-for-profit entities — any excess revenue over expenses is returned to the community in the form of new medical technology, expanded hospital services, maintenance and expansion of physical infrastructure and the enhanced ability to hire and maintain skilled workforce.

### ANNUAL TAXES

**Jersey City Medical Center pays \$2,888,800 annually in taxes including:**

- 0.53 Percent Assessment: \$2,280,800
- Adjusted Admissions Assessment: \$249,800
- Newborn Screening Fees: \$358,200
- Other assessments such as New Jersey Poison Information & Education System (NJPIES) and Maternal and Child Health Consortium Assessment
- In addition, hospitals support their local municipalities through voluntary, negotiated payments and in-kind contributions.

### SFY 2017 CHARITY CARE SUBSIDY SHORTFALL



# Jersey Shore University Medical Center

## ANNUAL CONTRIBUTIONS TO THE LOCAL AND STATE ECONOMY

**Total Expenditures: \$639,127,000**

▪ **3,266 full-time equivalent jobs, including:**

|  |                      |
|--|----------------------|
| Nursing: .....   | 1,033                |
| Therapy: .....   | 95                   |
| Radiology: .....   | 143                  |
| Pharmacy: .....  | 84                   |
| Pathology and Laboratory: .....                              | 98                   |
| Dietary/Housekeeping/Maintenance: .....                      | 290                  |
| <b>Total Employee Payroll: .....</b>                         | <b>\$237,434,000</b> |
| <b>Estimated State Income Taxes Paid by Employees: .....</b> | <b>\$13,118,200</b>  |

▪ **Purchased Services of \$82,173,000, including:**

|  |
|--|
| Contracted Labor: \$42,262,000                     |
| Pharmaceutical Drugs: \$29,600,000                 |
| Dietary/Laundry/Housekeeping Supplies: \$1,032,000 |
| Building Supplies: \$2,564,000                     |
| Utilities: \$6,715,000 including:                  |
| \$3,112,000 in Electric                            |
| \$2,764,000 in Oil & Gas                           |
| \$839,000 in Water/Sewage/Disposal                 |

## ANNUAL CONTRIBUTIONS AS A HEALTHCARE SAFETY NET

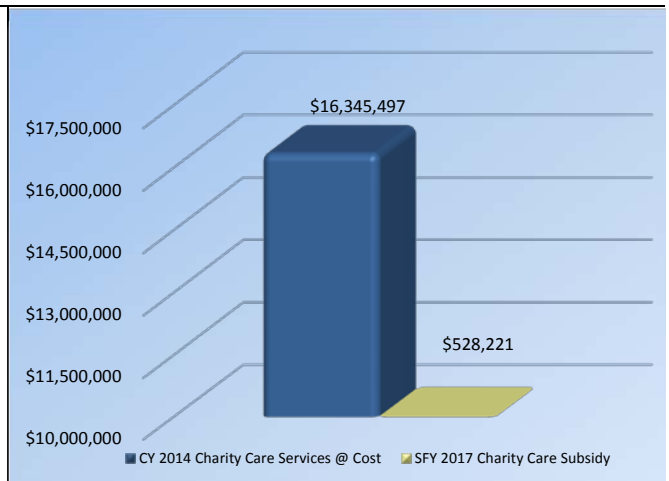
- Hospitals also give back to the community by serving as the primary source of medical services for the state's 700,000 uninsured, thus serving as the healthcare safety net for the most needy.
- In 2015, uninsured patients presented at Jersey Shore University Medical Center on 22,388 occasions.
- New Jersey's general hospitals are predominantly not-for-profit entities — any excess revenue over expenses is returned to the community in the form of new medical technology, expanded hospital services, maintenance and expansion of physical infrastructure and the enhanced ability to hire and maintain skilled workforce.

### ANNUAL TAXES

**Jersey Shore University Medical Center pays \$4,096,900 annually in taxes including:**

- 0.53 Percent Assessment: \$3,550,400
- Adjusted Admissions Assessment: \$395,100
- Newborn Screening Fees: \$151,400
- Other assessments such as New Jersey Poison Information & Education System (NJPIES) and Maternal and Child Health Consortium Assessment
- In addition, hospitals support their local municipalities through voluntary, negotiated payments and in-kind contributions.

### SFY 2017 CHARITY CARE SUBSIDY SHORTFALL



# JFK Medical Center

## ANNUAL CONTRIBUTIONS TO THE LOCAL AND STATE ECONOMY

**Total Expenditures: \$414,892,000**

▪ **2,808 full-time equivalent jobs, including:**

|  |                      |
|--|----------------------|
| Nursing: .....   | 572                  |
| Therapy: .....   | 38                   |
| Radiology: .....   | 141                  |
| Pharmacy: .....  | 56                   |
| Pathology and Laboratory: .....                              | 139                  |
| Dietary/Housekeeping/Maintenance: .....                      | 272                  |
| <b>Total Employee Payroll: .....</b>                         | <b>\$185,813,000</b> |
| <b>Estimated State Income Taxes Paid by Employees: .....</b> | <b>\$10,266,200</b>  |

▪ **Purchased Services of \$86,434,000, including:**

|  |
|--|
| Contracted Labor: \$52,765,000                     |
| Pharmaceutical Drugs: \$25,810,000                 |
| Dietary/Laundry/Housekeeping Supplies: \$3,171,000 |
| Building Supplies: \$360,000                       |
| Utilities: \$4,328,000 including:                  |
| \$3,123,000 in Electric                            |
| \$584,000 in Oil & Gas                             |
| \$746,000 in Water/Sewage/Disposal                 |

## ANNUAL CONTRIBUTIONS AS A HEALTHCARE SAFETY NET

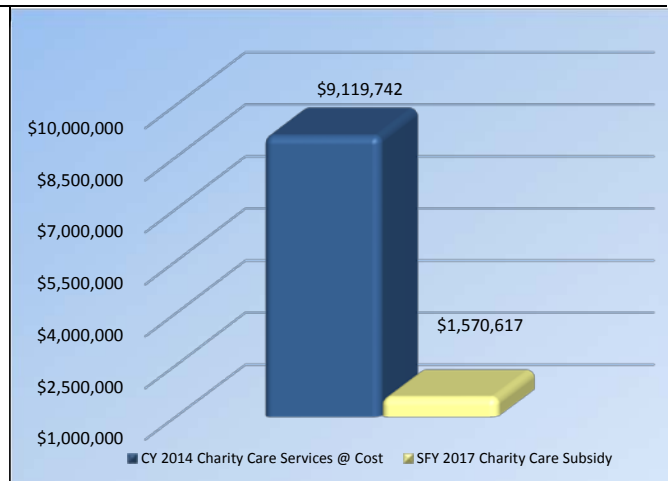
- Hospitals also give back to the community by serving as the primary source of medical services for the state's 700,000 uninsured, thus serving as the healthcare safety net for the most needy.
- In 2015, uninsured patients presented at JFK Medical Center on 13,548 occasions.
- New Jersey's general hospitals are predominantly not-for-profit entities — any excess revenue over expenses is returned to the community in the form of new medical technology, expanded hospital services, maintenance and expansion of physical infrastructure and the enhanced ability to hire and maintain skilled workforce.

### ANNUAL TAXES

**JFK Medical Center pays \$2,887,500 annually in taxes including:**

- 0.53 Percent Assessment: \$2,334,700
- Adjusted Admissions Assessment: \$362,700
- Newborn Screening Fees: \$190,200
- Other assessments such as New Jersey Poison Information & Education System (NJPIES) and Maternal and Child Health Consortium Assessment
- In addition, hospitals support their local municipalities through voluntary, negotiated payments and in-kind contributions.

### SFY 2017 CHARITY CARE SUBSIDY SHORTFALL



# Kennedy University Hospital - Cherry Hill

## ANNUAL CONTRIBUTIONS TO THE LOCAL AND STATE ECONOMY

**Total Expenditures: \$108,097,000**

▪ **754 full-time equivalent jobs, including:**

|  |                     |
|--|---------------------|
| Nursing: .....   | 251                 |
| Therapy: .....   | 21                  |
| Radiology: .....   | 39                  |
| Pharmacy: .....  | 19                  |
| Pathology and Laboratory: .....                              | 15                  |
| Dietary/Housekeeping/Maintenance: .....                      | 93                  |
| <b>Total Employee Payroll: .....</b>                         | <b>\$48,466,000</b> |
| <b>Estimated State Income Taxes Paid by Employees: .....</b> | <b>\$2,677,700</b>  |

▪ **Purchased Services of \$20,166,000, including:**

|  |
|--|
| Contracted Labor: \$13,076,000                     |
| Pharmaceutical Drugs: \$4,200,000                  |
| Dietary/Laundry/Housekeeping Supplies: \$1,300,000 |
| Building Supplies: \$26,000                        |
| Utilities: \$1,564,000 including:                  |
| \$1,228,000 in Electric                            |
| \$140,000 in Oil & Gas                             |
| \$196,000 in Water/Sewage/Disposal                 |

## ANNUAL CONTRIBUTIONS AS A HEALTHCARE SAFETY NET

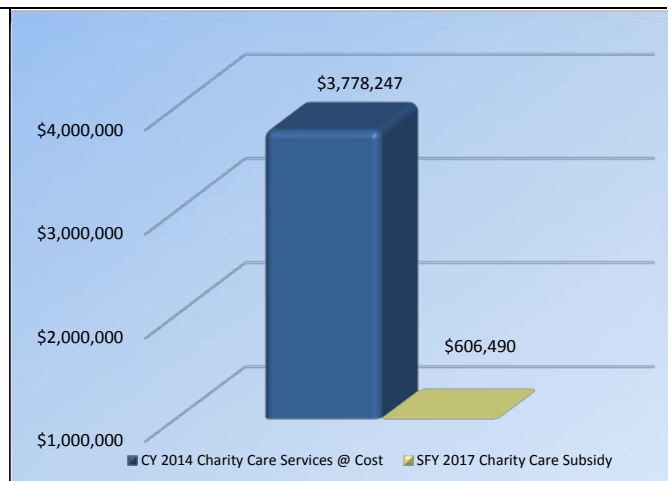
- Hospitals also give back to the community by serving as the primary source of medical services for the state's 700,000 uninsured, thus serving as the healthcare safety net for the most needy.
- In 2015, uninsured patients presented at Kennedy University Hospital - Cherry Hill on 4,347 occasions.
- New Jersey's general hospitals are predominantly not-for-profit entities — any excess revenue over expenses is returned to the community in the form of new medical technology, expanded hospital services, maintenance and expansion of physical infrastructure and the enhanced ability to hire and maintain skilled workforce.

### ANNUAL TAXES

**Kennedy University Hospital - Cherry Hill pays \$899,200 annually in taxes including:**

- 0.53 Percent Assessment: \$802,800
- Adjusted Admissions Assessment: \$96,400
- Newborn Screening Fees: \$0
- Other assessments such as New Jersey Poison Information & Education System (NJPIES) and Maternal and Child Health Consortium Assessment
- In addition, hospitals support their local municipalities through voluntary, negotiated payments and in-kind contributions.

### SFY 2017 CHARITY CARE SUBSIDY SHORTFALL



# Kennedy University Hospital - Stratford

## ANNUAL CONTRIBUTIONS TO THE LOCAL AND STATE ECONOMY

**Total Expenditures: \$135,398,000**

▪ **866 full-time equivalent jobs, including:**

|  |                     |
|--|---------------------|
| Nursing: .....   | 177                 |
| Therapy: .....   | 18                  |
| Radiology: .....   | 49                  |
| Pharmacy: .....  | 18                  |
| Pathology and Laboratory: .....                              | 42                  |
| Dietary/Housekeeping/Maintenance: .....                      | 92                  |
| <b>Total Employee Payroll: .....</b>                         | <b>\$57,229,000</b> |
| <b>Estimated State Income Taxes Paid by Employees: .....</b> | <b>\$3,161,900</b>  |

▪ **Purchased Services of \$22,621,000, including:**

|  |
|--|
| Contracted Labor: \$13,349,000                     |
| Pharmaceutical Drugs: \$6,431,000                  |
| Dietary/Laundry/Housekeeping Supplies: \$1,237,000 |
| Building Supplies: \$9,000                         |
| Utilities: \$1,595,000 including:                  |
| \$1,052,000 in Electric                            |
| \$328,000 in Oil & Gas                             |
| \$215,000 in Water/Sewage/Disposal                 |

## ANNUAL CONTRIBUTIONS AS A HEALTHCARE SAFETY NET

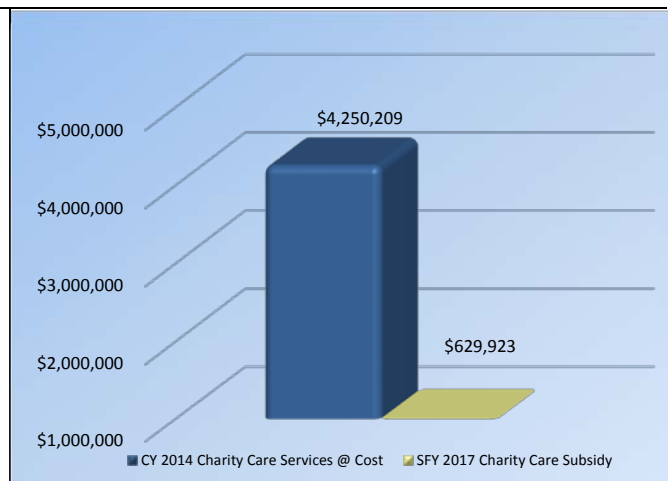
- Hospitals also give back to the community by serving as the primary source of medical services for the state's 700,000 uninsured, thus serving as the healthcare safety net for the most needy.
- In 2015, uninsured patients presented at Kennedy University Hospital - Stratford on 6,820 occasions.
- New Jersey's general hospitals are predominantly not-for-profit entities — any excess revenue over expenses is returned to the community in the form of new medical technology, expanded hospital services, maintenance and expansion of physical infrastructure and the enhanced ability to hire and maintain skilled workforce.

### ANNUAL TAXES

**Kennedy University Hospital - Stratford pays \$974,600 annually in taxes including:**

- 0.53 Percent Assessment: \$877,500
- Adjusted Admissions Assessment: \$97,100
- Newborn Screening Fees: \$0
- Other assessments such as New Jersey Poison Information & Education System (NJPIES) and Maternal and Child Health Consortium Assessment
- In addition, hospitals support their local municipalities through voluntary, negotiated payments and in-kind contributions.

### SFY 2017 CHARITY CARE SUBSIDY SHORTFALL



# Kennedy University Hospital - Washington Township

## ANNUAL CONTRIBUTIONS TO THE LOCAL AND STATE ECONOMY

**Total Expenditures: \$267,922,000**

▪ **1,494 full-time equivalent jobs, including:**

|  |                      |
|--|----------------------|
| Nursing: .....   | 413                  |
| Therapy: .....   | 35                   |
| Radiology: .....   | 103                  |
| Pharmacy: .....  | 31                   |
| Pathology and Laboratory: .....                              | 71                   |
| Dietary/Housekeeping/Maintenance: .....                      | 146                  |
| <b>Total Employee Payroll: .....</b>                         | <b>\$100,313,000</b> |
| <b>Estimated State Income Taxes Paid by Employees: .....</b> | <b>\$5,542,300</b>   |

▪ **Purchased Services of \$48,328,000, including:**

|  |
|--|
| Contracted Labor: \$29,001,000                     |
| Pharmaceutical Drugs: \$13,273,000                 |
| Dietary/Laundry/Housekeeping Supplies: \$3,079,000 |
| Building Supplies: \$17,000                        |
| Utilities: \$2,958,000 including:                  |
| \$2,236,000 in Electric                            |
| \$449,000 in Oil & Gas                             |
| \$273,000 in Water/Sewage/Disposal                 |

## ANNUAL CONTRIBUTIONS AS A HEALTHCARE SAFETY NET

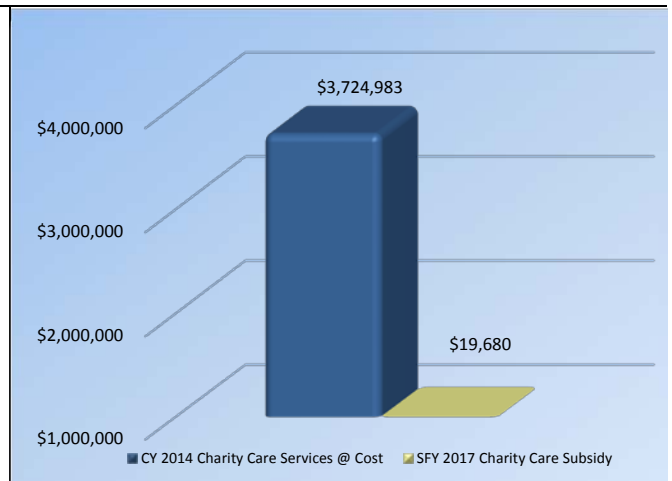
- Hospitals also give back to the community by serving as the primary source of medical services for the state's 700,000 uninsured, thus serving as the healthcare safety net for the most needy.
- In 2015, uninsured patients presented at Kennedy University Hospital - Washington Township on 6,585 occasions.
- New Jersey's general hospitals are predominantly not-for-profit entities — any excess revenue over expenses is returned to the community in the form of new medical technology, expanded hospital services, maintenance and expansion of physical infrastructure and the enhanced ability to hire and maintain skilled workforce.

### ANNUAL TAXES

**Kennedy University Hospital - Washington Township pays \$1,567,500 annually in taxes including:**

- 0.53 Percent Assessment: \$1,261,500
- Adjusted Admissions Assessment: \$219,100
- Newborn Screening Fees: \$86,900
- Other assessments such as New Jersey Poison Information & Education System (NJPIES) and Maternal and Child Health Consortium Assessment
- In addition, hospitals support their local municipalities through voluntary, negotiated payments and in-kind contributions.

### SFY 2017 CHARITY CARE SUBSIDY SHORTFALL



# ***Lourdes Medical Center of Burlington County***

## ANNUAL CONTRIBUTIONS TO THE LOCAL AND STATE ECONOMY

**Total Expenditures: \$113,780,000**

▪ **693 full-time equivalent jobs, including:**

|  |                     |
|--|---------------------|
| Nursing: .....   | 187                 |
| Therapy: .....   | 47                  |
| Radiology: .....   | 23                  |
| Pharmacy: .....  | 14                  |
| Pathology and Laboratory: .....                              | 29                  |
| Dietary/Housekeeping/Maintenance: .....                      | 45                  |
| <b>Total Employee Payroll: .....</b>                         | <b>\$43,449,000</b> |
| <b>Estimated State Income Taxes Paid by Employees: .....</b> | <b>\$2,400,600</b>  |

▪ **Purchased Services of \$19,118,000, including:**

|  |
|--|
| Contracted Labor: \$13,328,000                     |
| Pharmaceutical Drugs: \$3,036,000                  |
| Dietary/Laundry/Housekeeping Supplies: \$1,213,000 |
| Building Supplies: \$0                             |
| Utilities: \$1,541,000 including:                  |
| \$1,179,000 in Electric                            |
| \$215,000 in Oil & Gas                             |
| \$147,000 in Water/Sewage/Disposal                 |

## ANNUAL CONTRIBUTIONS AS A HEALTHCARE SAFETY NET

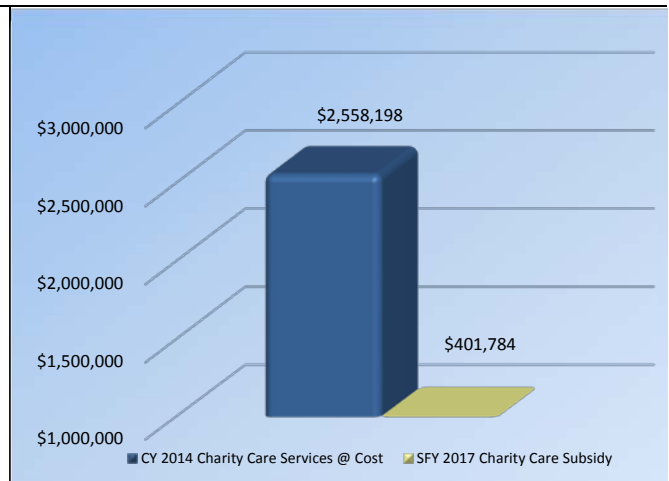
- Hospitals also give back to the community by serving as the primary source of medical services for the state's 700,000 uninsured, thus serving as the healthcare safety net for the most needy.
- In 2015, uninsured patients presented at Lourdes Medical Center of Burlington County on 7,082 occasions.
- New Jersey's general hospitals are predominantly not-for-profit entities — any excess revenue over expenses is returned to the community in the form of new medical technology, expanded hospital services, maintenance and expansion of physical infrastructure and the enhanced ability to hire and maintain skilled workforce.

### ANNUAL TAXES

**Lourdes Medical Center of Burlington County pays \$771,300 annually in taxes including:**

- 0.53 Percent Assessment: \$659,800
- Adjusted Admissions Assessment: \$111,500
- Newborn Screening Fees: \$0
- Other assessments such as New Jersey Poison Information & Education System (NJPIES) and Maternal and Child Health Consortium Assessment
- In addition, hospitals support their local municipalities through voluntary, negotiated payments and in-kind contributions.

### SFY 2017 CHARITY CARE SUBSIDY SHORTFALL





# Meadowlands Hospital Medical Center

## ANNUAL CONTRIBUTIONS TO THE LOCAL AND STATE ECONOMY

**Total Expenditures: \$76,247,000**

▪ **424 full-time equivalent jobs, including:**

|  |                     |
|--|---------------------|
| Nursing: .....   | 96                  |
| Therapy: .....   | 16                  |
| Radiology: .....   | 19                  |
| Pharmacy: .....  | 8                   |
| Pathology and Laboratory: .....                              | 21                  |
| Dietary/Housekeeping/Maintenance: .....                      | 51                  |
| <b>Total Employee Payroll: .....</b>                         | <b>\$25,470,000</b> |
| <b>Estimated State Income Taxes Paid by Employees: .....</b> | <b>\$1,407,200</b>  |

▪ **Purchased Services of \$10,489,000, including:**

|  |
|--|
| Contracted Labor: \$7,544,000                    |
| Pharmaceutical Drugs: \$1,092,000                |
| Dietary/Laundry/Housekeeping Supplies: \$563,000 |
| Building Supplies: \$87,000                      |
| Utilities: \$1,203,000 including:                |
| \$578,000 in Electric                            |
| N/A in Oil & Gas                                 |
| \$641,000 in Water/Sewage/Disposal               |

## ANNUAL CONTRIBUTIONS AS A HEALTHCARE SAFETY NET

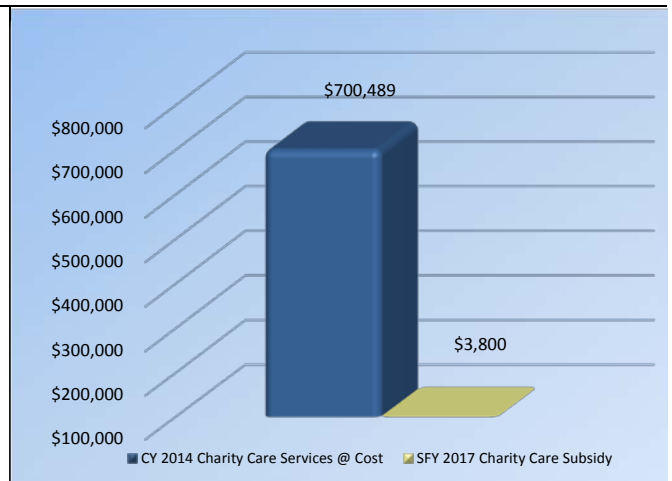
- Hospitals also give back to the community by serving as the primary source of medical services for the state's 700,000 uninsured, thus serving as the healthcare safety net for the most needy.
- In 2015, uninsured patients presented at Meadowlands Hospital Medical Center on 3,180 occasions.
- New Jersey's general hospitals are predominantly not-for-profit entities — any excess revenue over expenses is returned to the community in the form of new medical technology, expanded hospital services, maintenance and expansion of physical infrastructure and the enhanced ability to hire and maintain skilled workforce.

### ANNUAL TAXES

**Meadowlands Hospital Medical Center pays \$493,100 annually in taxes including:**

- 0.53 Percent Assessment: \$403,800
- Adjusted Admissions Assessment: \$64,300
- Newborn Screening Fees: \$25,000
- Other assessments such as New Jersey Poison Information & Education System (NJPIES) and Maternal and Child Health Consortium Assessment
- In addition, hospitals support their local municipalities through voluntary, negotiated payments and in-kind contributions.

### SFY 2017 CHARITY CARE SUBSIDY SHORTFALL



# Memorial Hospital of Salem County, Inc.

## ANNUAL CONTRIBUTIONS TO THE LOCAL AND STATE ECONOMY

**Total Expenditures: \$71,178,000**

▪ **285 full-time equivalent jobs, including:**

|  |                     |
|--|---------------------|
| Nursing: .....   | 74                  |
| Therapy: .....   | 9                   |
| Radiology: .....   | 23                  |
| Pharmacy: .....  | 9                   |
| Pathology and Laboratory: .....                              | 0                   |
| Dietary/Housekeeping/Maintenance: .....                      | 27                  |
| <b>Total Employee Payroll: .....</b>                         | <b>\$18,603,000</b> |
| <b>Estimated State Income Taxes Paid by Employees: .....</b> | <b>\$1,027,800</b>  |

▪ **Purchased Services of \$10,662,000, including:**

|  |
|--|
| Contracted Labor: \$7,330,000                    |
| Pharmaceutical Drugs: \$1,409,000                |
| Dietary/Laundry/Housekeeping Supplies: \$362,000 |
| Building Supplies: \$75,000                      |
| Utilities: \$1,486,000 including:                |
| \$937,000 in Electric                            |
| \$266,000 in Oil & Gas                           |
| \$283,000 in Water/Sewage/Disposal               |

## ANNUAL CONTRIBUTIONS AS A HEALTHCARE SAFETY NET

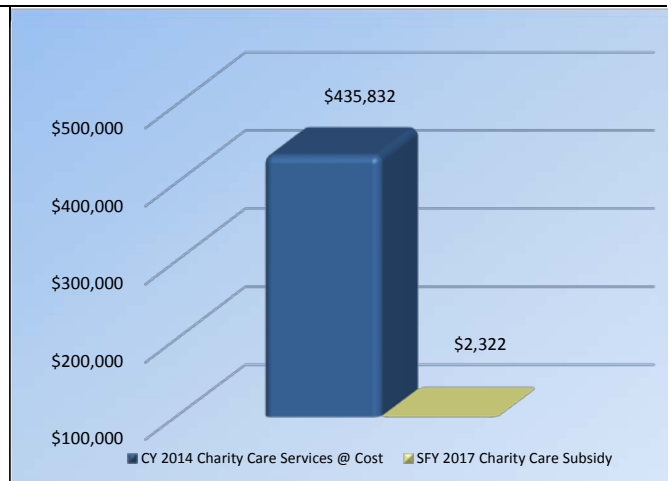
- Hospitals also give back to the community by serving as the primary source of medical services for the state's 700,000 uninsured, thus serving as the healthcare safety net for the most needy.
- In 2015, uninsured patients presented at Memorial Hospital of Salem County, Inc. on 4,079 occasions.
- New Jersey's general hospitals are predominantly not-for-profit entities — any excess revenue over expenses is returned to the community in the form of new medical technology, expanded hospital services, maintenance and expansion of physical infrastructure and the enhanced ability to hire and maintain skilled workforce.

### ANNUAL TAXES

**Memorial Hospital of Salem County, Inc. pays \$371,800 annually in taxes including:**

- 0.53 Percent Assessment: \$296,600
- Adjusted Admissions Assessment: \$75,100
- Newborn Screening Fees: \$100
- Other assessments such as New Jersey Poison Information & Education System (NJPIES) and Maternal and Child Health Consortium Assessment
- In addition, hospitals support their local municipalities through voluntary, negotiated payments and in-kind contributions.

### SFY 2017 CHARITY CARE SUBSIDY SHORTFALL



# Monmouth Medical Center

## ANNUAL CONTRIBUTIONS TO THE LOCAL AND STATE ECONOMY

**Total Expenditures: \$380,456,000**

▪ **1,908 full-time equivalent jobs, including:**

|  |                      |
|--|----------------------|
| Nursing: .....   | 531                  |
| Therapy: .....   | 50                   |
| Radiology: .....   | 74                   |
| Pharmacy: .....  | 36                   |
| Pathology and Laboratory: .....                              | 72                   |
| Dietary/Housekeeping/Maintenance: .....                      | 195                  |
| <b>Total Employee Payroll: .....</b>                         | <b>\$134,253,000</b> |
| <b>Estimated State Income Taxes Paid by Employees: .....</b> | <b>\$7,417,500</b>   |

▪ **Purchased Services of \$62,116,000, including:**

|  |
|--|
| Contracted Labor: \$18,871,000                     |
| Pharmaceutical Drugs: \$33,163,000                 |
| Dietary/Laundry/Housekeeping Supplies: \$4,365,000 |
| Building Supplies: \$794,000                       |
| Utilities: \$4,923,000 including:                  |
| \$2,795,000 in Electric                            |
| \$1,299,000 in Oil & Gas                           |
| \$829,000 in Water/Sewage/Disposal                 |

## ANNUAL CONTRIBUTIONS AS A HEALTHCARE SAFETY NET

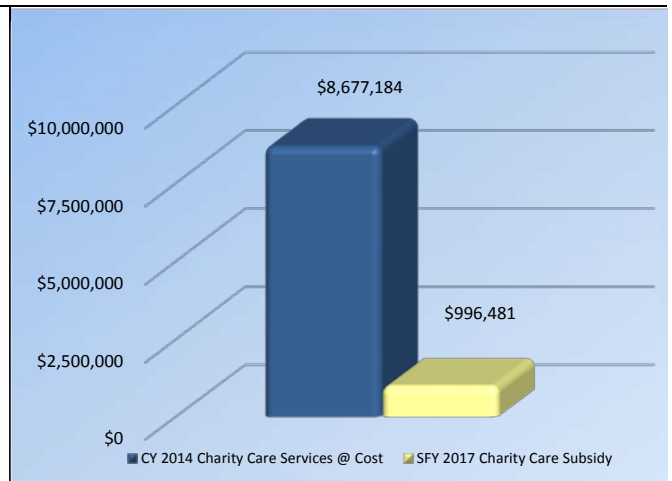
- Hospitals also give back to the community by serving as the primary source of medical services for the state's 700,000 uninsured, thus serving as the healthcare safety net for the most needy.
- In 2015, uninsured patients presented at Monmouth Medical Center on 12,571 occasions.
- New Jersey's general hospitals are predominantly not-for-profit entities — any excess revenue over expenses is returned to the community in the form of new medical technology, expanded hospital services, maintenance and expansion of physical infrastructure and the enhanced ability to hire and maintain skilled workforce.

### ANNUAL TAXES

**Monmouth Medical Center pays \$3,326,900 annually in taxes including:**

- 0.53 Percent Assessment: \$2,224,900
- Adjusted Admissions Assessment: \$349,800
- Newborn Screening Fees: \$752,200
- Other assessments such as New Jersey Poison Information & Education System (NJPIES) and Maternal and Child Health Consortium Assessment
- In addition, hospitals support their local municipalities through voluntary, negotiated payments and in-kind contributions.

### SFY 2017 CHARITY CARE SUBSIDY SHORTFALL



# Monmouth Medical Center, Southern Campus

## ANNUAL CONTRIBUTIONS TO THE LOCAL AND STATE ECONOMY

**Total Expenditures: \$114,044,000**

▪ **614 full-time equivalent jobs, including:**

|  |                     |
|--|---------------------|
| Nursing: .....   | 207                 |
| Therapy: .....   | 69                  |
| Radiology: .....   | 36                  |
| Pharmacy: .....  | 14                  |
| Pathology and Laboratory: .....                              | 27                  |
| Dietary/Housekeeping/Maintenance: .....                      | 83                  |
| <b>Total Employee Payroll: .....</b>                         | <b>\$42,850,000</b> |
| <b>Estimated State Income Taxes Paid by Employees: .....</b> | <b>\$2,367,500</b>  |

▪ **Purchased Services of \$17,327,000, including:**

|  |
|--|
| Contracted Labor: \$5,345,000                      |
| Pharmaceutical Drugs: \$9,021,000                  |
| Dietary/Laundry/Housekeeping Supplies: \$1,144,000 |
| Building Supplies: \$222,000                       |
| Utilities: \$1,595,000 including:                  |
| \$956,000 in Electric                              |
| \$433,000 in Oil & Gas                             |
| \$206,000 in Water/Sewage/Disposal                 |

## ANNUAL CONTRIBUTIONS AS A HEALTHCARE SAFETY NET

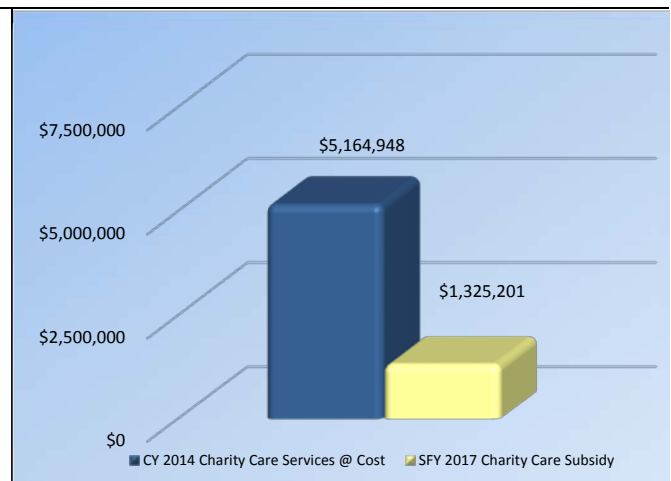
- Hospitals also give back to the community by serving as the primary source of medical services for the state's 700,000 uninsured, thus serving as the healthcare safety net for the most needy.
- In 2015, uninsured patients presented at Monmouth Medical Center, Southern Campus on 9,325 occasions.
- New Jersey's general hospitals are predominantly not-for-profit entities — any excess revenue over expenses is returned to the community in the form of new medical technology, expanded hospital services, maintenance and expansion of physical infrastructure and the enhanced ability to hire and maintain skilled workforce.

### ANNUAL TAXES

**Monmouth Medical Center, Southern Campus pays \$751,000 annually in taxes including:**

- 0.53 Percent Assessment: \$656,100
- Adjusted Admissions Assessment: \$94,900
- Newborn Screening Fees: \$0
- Other assessments such as New Jersey Poison Information & Education System (NJPIES) and Maternal and Child Health Consortium Assessment
- In addition, hospitals support their local municipalities through voluntary, negotiated payments and in-kind contributions.

### SFY 2017 CHARITY CARE SUBSIDY SHORTFALL



# Morristown Medical Center

## ANNUAL CONTRIBUTIONS TO THE LOCAL AND STATE ECONOMY

**Total Expenditures: \$1,181,738,000**

▪ **5,862 full-time equivalent jobs, including:**

|  |                      |
|--|----------------------|
| Nursing: .....   | 1,339                |
| Therapy: .....   | 243                  |
| Radiology: .....   | 271                  |
| Pharmacy: .....  | 109                  |
| Pathology and Laboratory: .....                              | 234                  |
| Dietary/Housekeeping/Maintenance: .....                      | 448                  |
| <b>Total Employee Payroll: .....</b>                         | <b>\$466,035,000</b> |
| <b>Estimated State Income Taxes Paid by Employees: .....</b> | <b>\$25,748,400</b>  |

▪ **Purchased Services of \$124,599,000, including:**

|  |
|--|
| Contracted Labor: \$28,489,000                     |
| Pharmaceutical Drugs: \$78,946,000                 |
| Dietary/Laundry/Housekeeping Supplies: \$5,906,000 |
| Building Supplies: \$1,252,000                     |
| Utilities: \$10,006,000 including:                 |
| \$5,356,000 in Electric                            |
| \$2,508,000 in Oil & Gas                           |
| \$2,142,000 in Water/Sewage/Disposal               |

## ANNUAL CONTRIBUTIONS AS A HEALTHCARE SAFETY NET

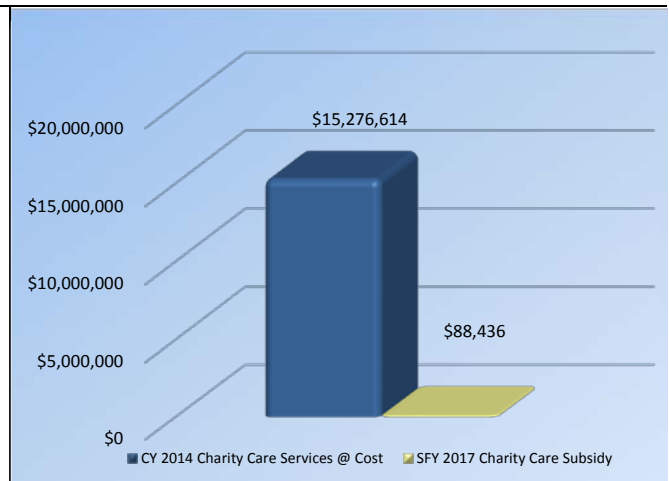
- Hospitals also give back to the community by serving as the primary source of medical services for the state's 700,000 uninsured, thus serving as the healthcare safety net for the most needy.
- In 2015, uninsured patients presented at Morristown Medical Center on 29,903 occasions.
- New Jersey's general hospitals are predominantly not-for-profit entities — any excess revenue over expenses is returned to the community in the form of new medical technology, expanded hospital services, maintenance and expansion of physical infrastructure and the enhanced ability to hire and maintain skilled workforce.

### ANNUAL TAXES

**Morristown Medical Center pays \$7,633,000 annually in taxes including:**

- 0.53 Percent Assessment: \$6,589,500
- Adjusted Admissions Assessment: \$666,400
- Newborn Screening Fees: \$377,200
- Other assessments such as New Jersey Poison Information & Education System (NJPIES) and Maternal and Child Health Consortium Assessment
- In addition, hospitals support their local municipalities through voluntary, negotiated payments and in-kind contributions.

### SFY 2017 CHARITY CARE SUBSIDY SHORTFALL



# Newark Beth Israel Medical Center

## ANNUAL CONTRIBUTIONS TO THE LOCAL AND STATE ECONOMY

**Total Expenditures: \$584,929,000**

▪ **2,881 full-time equivalent jobs, including:**

|  |                      |
|--|----------------------|
| Nursing: .....   | 856                  |
| Therapy: .....   | 182                  |
| Radiology: .....   | 118                  |
| Pharmacy: .....  | 70                   |
| Pathology and Laboratory: .....                              | 100                  |
| Dietary/Housekeeping/Maintenance: .....                      | 279                  |
| <b>Total Employee Payroll: .....</b>                         | <b>\$247,377,000</b> |
| <b>Estimated State Income Taxes Paid by Employees: .....</b> | <b>\$13,667,600</b>  |

▪ **Purchased Services of \$75,690,000, including:**

|  |
|--|
| Contracted Labor: \$27,766,000                     |
| Pharmaceutical Drugs: \$37,000,000                 |
| Dietary/Laundry/Housekeeping Supplies: \$4,824,000 |
| Building Supplies: \$735,000                       |
| Utilities: \$5,365,000 including:                  |
| \$3,882,000 in Electric                            |
| \$999,000 in Oil & Gas                             |
| \$484,000 in Water/Sewage/Disposal                 |

## ANNUAL CONTRIBUTIONS AS A HEALTHCARE SAFETY NET

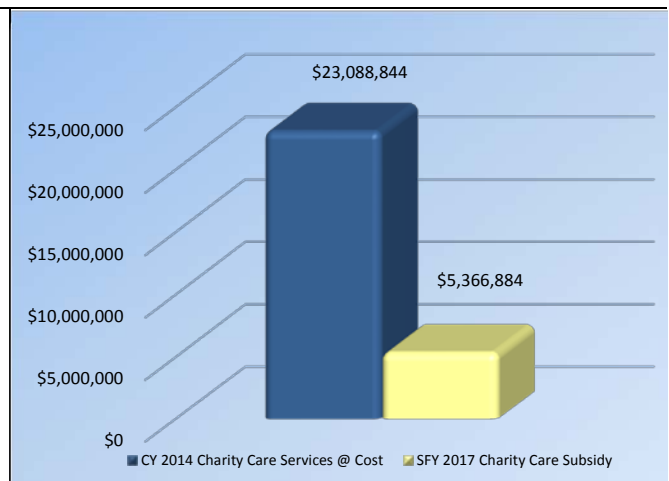
- Hospitals also give back to the community by serving as the primary source of medical services for the state's 700,000 uninsured, thus serving as the healthcare safety net for the most needy.
- In 2015, uninsured patients presented at Newark Beth Israel Medical Center on 30,863 occasions.
- New Jersey's general hospitals are predominantly not-for-profit entities — any excess revenue over expenses is returned to the community in the form of new medical technology, expanded hospital services, maintenance and expansion of physical infrastructure and the enhanced ability to hire and maintain skilled workforce.

### ANNUAL TAXES

**Newark Beth Israel Medical Center pays \$3,921,600 annually in taxes including:**

- 0.53 Percent Assessment: \$3,304,900
- Adjusted Admissions Assessment: \$296,900
- Newborn Screening Fees: \$319,800
- Other assessments such as New Jersey Poison Information & Education System (NJPIES) and Maternal and Child Health Consortium Assessment
- In addition, hospitals support their local municipalities through voluntary, negotiated payments and in-kind contributions.

### SFY 2017 CHARITY CARE SUBSIDY SHORTFALL



# Newton Medical Center

## ANNUAL CONTRIBUTIONS TO THE LOCAL AND STATE ECONOMY

**Total Expenditures: \$155,233,000**

▪ **990 full-time equivalent jobs, including:**

|  |                     |
|--|---------------------|
| Nursing: .....   | 250                 |
| Therapy: .....   | 41                  |
| Radiology: .....   | 36                  |
| Pharmacy: .....  | 22                  |
| Pathology and Laboratory: .....                              | 36                  |
| Dietary/Housekeeping/Maintenance: .....                      | 95                  |
| <b>Total Employee Payroll: .....</b>                         | <b>\$68,859,000</b> |
| <b>Estimated State Income Taxes Paid by Employees: .....</b> | <b>\$3,804,500</b>  |

▪ **Purchased Services of \$14,148,000, including:**

|  |
|--|
| Contracted Labor: \$3,211,000                      |
| Pharmaceutical Drugs: \$7,442,000                  |
| Dietary/Laundry/Housekeeping Supplies: \$1,128,000 |
| Building Supplies: \$148,000                       |
| Utilities: \$2,219,000 including:                  |
| \$1,404,000 in Electric                            |
| \$402,000 in Oil & Gas                             |
| \$413,000 in Water/Sewage/Disposal                 |

## ANNUAL CONTRIBUTIONS AS A HEALTHCARE SAFETY NET

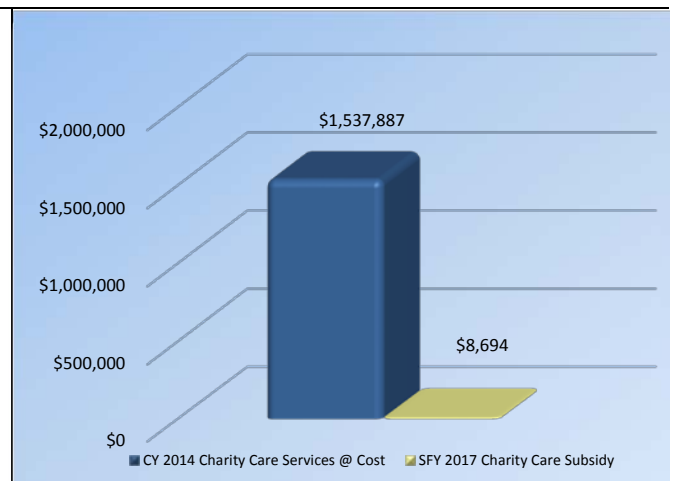
- Hospitals also give back to the community by serving as the primary source of medical services for the state's 700,000 uninsured, thus serving as the healthcare safety net for the most needy.
- In 2015, uninsured patients presented at Newton Medical Center on 4,349 occasions.
- New Jersey's general hospitals are predominantly not-for-profit entities — any excess revenue over expenses is returned to the community in the form of new medical technology, expanded hospital services, maintenance and expansion of physical infrastructure and the enhanced ability to hire and maintain skilled workforce.

### ANNUAL TAXES

**Newton Medical Center pays \$1,027,600 annually in taxes including:**

- 0.53 Percent Assessment: \$834,200
- Adjusted Admissions Assessment: \$147,400
- Newborn Screening Fees: \$46,000
- Other assessments such as New Jersey Poison Information & Education System (NJPIES) and Maternal and Child Health Consortium Assessment
- In addition, hospitals support their local municipalities through voluntary, negotiated payments and in-kind contributions.

### SFY 2017 CHARITY CARE SUBSIDY SHORTFALL



# Ocean Medical Center

## ANNUAL CONTRIBUTIONS TO THE LOCAL AND STATE ECONOMY

**Total Expenditures: \$271,283,000**

▪ **1,540 full-time equivalent jobs, including:**

|  |                      |
|--|----------------------|
| Nursing: .....   | 451                  |
| Therapy: .....   | 89                   |
| Radiology: .....   | 124                  |
| Pharmacy: .....  | 46                   |
| Pathology and Laboratory: .....                              | 58                   |
| Dietary/Housekeeping/Maintenance: .....                      | 125                  |
| <b>Total Employee Payroll: .....</b>                         | <b>\$109,701,000</b> |
| <b>Estimated State Income Taxes Paid by Employees: .....</b> | <b>\$6,061,000</b>   |

▪ **Purchased Services of \$37,085,000, including:**

|  |
|--|
| Contracted Labor: \$19,399,000                     |
| Pharmaceutical Drugs: \$13,133,000                 |
| Dietary/Laundry/Housekeeping Supplies: \$1,025,000 |
| Building Supplies: \$348,000                       |
| Utilities: \$3,180,000 including:                  |
| \$2,010,000 in Electric                            |
| \$700,000 in Oil & Gas                             |
| \$470,000 in Water/Sewage/Disposal                 |

## ANNUAL CONTRIBUTIONS AS A HEALTHCARE SAFETY NET

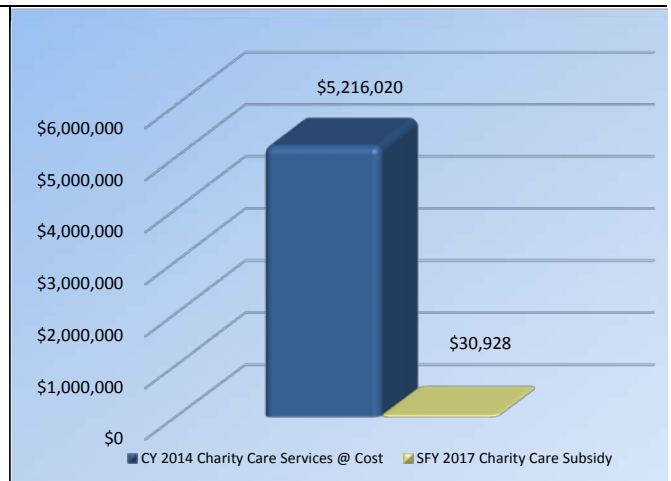
- Hospitals also give back to the community by serving as the primary source of medical services for the state's 700,000 uninsured, thus serving as the healthcare safety net for the most needy.
- In 2015, uninsured patients presented at Ocean Medical Center on 11,063 occasions.
- New Jersey's general hospitals are predominantly not-for-profit entities — any excess revenue over expenses is returned to the community in the form of new medical technology, expanded hospital services, maintenance and expansion of physical infrastructure and the enhanced ability to hire and maintain skilled workforce.

### ANNUAL TAXES

**Ocean Medical Center pays \$2,006,900 annually in taxes including:**

- 0.53 Percent Assessment: \$1,665,600
- Adjusted Admissions Assessment: \$245,500
- Newborn Screening Fees: \$95,800
- Other assessments such as New Jersey Poison Information & Education System (NJPIES) and Maternal and Child Health Consortium Assessment
- In addition, hospitals support their local municipalities through voluntary, negotiated payments and in-kind contributions.

### SFY 2017 CHARITY CARE SUBSIDY SHORTFALL





# Our Lady of Lourdes Medical Center

## ANNUAL CONTRIBUTIONS TO THE LOCAL AND STATE ECONOMY

**Total Expenditures: \$280,287,000**

▪ **1,335 full-time equivalent jobs, including:**

|  |                     |
|--|---------------------|
| Nursing: .....   | 389                 |
| Therapy: .....   | 89                  |
| Radiology: .....   | 11                  |
| Pharmacy: .....  | 25                  |
| Pathology and Laboratory: .....                              | 64                  |
| Dietary/Housekeeping/Maintenance: .....                      | 72                  |
| <b>Total Employee Payroll: .....</b>                         | <b>\$98,000,000</b> |
| <b>Estimated State Income Taxes Paid by Employees: .....</b> | <b>\$5,414,500</b>  |

▪ **Purchased Services of \$60,361,000, including:**

|  |
|--|
| Contracted Labor: \$45,076,000                     |
| Pharmaceutical Drugs: \$9,002,000                  |
| Dietary/Laundry/Housekeeping Supplies: \$2,351,000 |
| Building Supplies: \$0                             |
| Utilities: \$3,932,000 including:                  |
| \$2,682,000 in Electric                            |
| \$682,000 in Oil & Gas                             |
| \$568,000 in Water/Sewage/Disposal                 |

## ANNUAL CONTRIBUTIONS AS A HEALTHCARE SAFETY NET

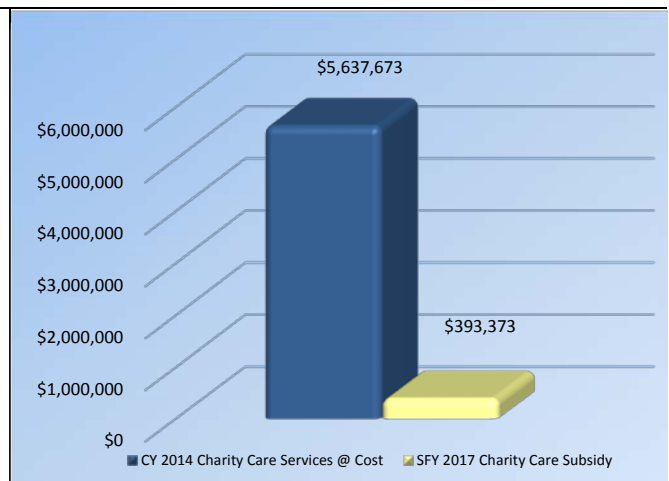
- Hospitals also give back to the community by serving as the primary source of medical services for the state's 700,000 uninsured, thus serving as the healthcare safety net for the most needy.
- In 2015, uninsured patients presented at Our Lady of Lourdes Medical Center on 14,582 occasions.
- New Jersey's general hospitals are predominantly not-for-profit entities — any excess revenue over expenses is returned to the community in the form of new medical technology, expanded hospital services, maintenance and expansion of physical infrastructure and the enhanced ability to hire and maintain skilled workforce.

### ANNUAL TAXES

**Our Lady of Lourdes Medical Center pays \$1,913,700 annually in taxes including:**

- 0.53 Percent Assessment: \$1,614,700
- Adjusted Admissions Assessment: \$192,700
- Newborn Screening Fees: \$106,400
- Other assessments such as New Jersey Poison Information & Education System (NJPIES) and Maternal and Child Health Consortium Assessment
- In addition, hospitals support their local municipalities through voluntary, negotiated payments and in-kind contributions.

### SFY 2017 CHARITY CARE SUBSIDY SHORTFALL



# Overlook Medical Center

## ANNUAL CONTRIBUTIONS TO THE LOCAL AND STATE ECONOMY

**Total Expenditures: \$691,688,000**

▪ **3,643 full-time equivalent jobs, including:**

|  |                      |
|--|----------------------|
| Nursing: .....   | 755                  |
| Therapy: .....   | 94                   |
| Radiology: .....   | 188                  |
| Pharmacy: .....  | 71                   |
| Pathology and Laboratory: .....                              | 70                   |
| Dietary/Housekeeping/Maintenance: .....                      | 268                  |
| <b>Total Employee Payroll: .....</b>                         | <b>\$299,589,000</b> |
| <b>Estimated State Income Taxes Paid by Employees: .....</b> | <b>\$16,552,300</b>  |

▪ **Purchased Services of \$80,408,000, including:**

|  |
|--|
| Contracted Labor: \$17,549,000                     |
| Pharmaceutical Drugs: \$53,296,000                 |
| Dietary/Laundry/Housekeeping Supplies: \$3,968,000 |
| Building Supplies: \$753,000                       |
| Utilities: \$4,842,000 including:                  |
| \$2,439,000 in Electric                            |
| \$1,562,000 in Oil & Gas                           |
| \$841,000 in Water/Sewage/Disposal                 |

## ANNUAL CONTRIBUTIONS AS A HEALTHCARE SAFETY NET

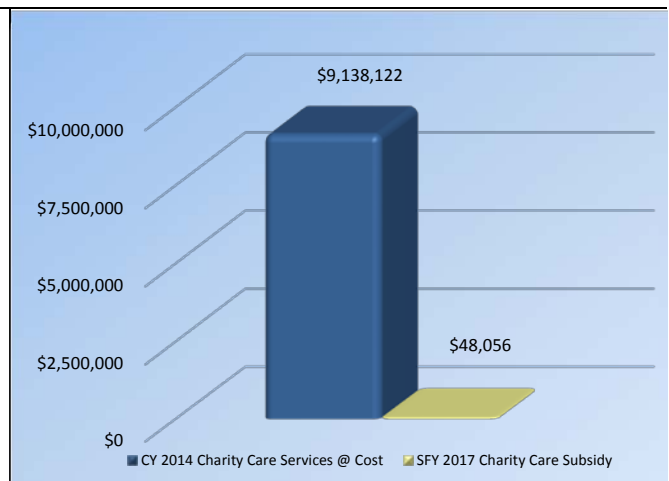
- Hospitals also give back to the community by serving as the primary source of medical services for the state's 700,000 uninsured, thus serving as the healthcare safety net for the most needy.
- In 2015, uninsured patients presented at Overlook Medical Center on 16,288 occasions.
- New Jersey's general hospitals are predominantly not-for-profit entities — any excess revenue over expenses is returned to the community in the form of new medical technology, expanded hospital services, maintenance and expansion of physical infrastructure and the enhanced ability to hire and maintain skilled workforce.

### ANNUAL TAXES

**Overlook Medical Center pays \$4,475,400 annually in taxes including:**

- 0.53 Percent Assessment: \$3,800,500
- Adjusted Admissions Assessment: \$461,000
- Newborn Screening Fees: \$213,800
- Other assessments such as New Jersey Poison Information & Education System (NJPIES) and Maternal and Child Health Consortium Assessment
- In addition, hospitals support their local municipalities through voluntary, negotiated payments and in-kind contributions.

### SFY 2017 CHARITY CARE SUBSIDY SHORTFALL



# Raritan Bay Medical Center - Old Bridge

## ANNUAL CONTRIBUTIONS TO THE LOCAL AND STATE ECONOMY

**Total Expenditures: \$79,219,000**

▪ **522 full-time equivalent jobs, including:**

|  |                     |
|--|---------------------|
| Nursing: .....   | 146                 |
| Therapy: .....   | 22                  |
| Radiology: .....   | 33                  |
| Pharmacy: .....  | 14                  |
| Pathology and Laboratory: .....                              | 18                  |
| Dietary/Housekeeping/Maintenance: .....                      | 52                  |
| <b>Total Employee Payroll: .....</b>                         | <b>\$31,053,000</b> |
| <b>Estimated State Income Taxes Paid by Employees: .....</b> | <b>\$1,715,700</b>  |

▪ **Purchased Services of \$12,174,000, including:**

|  |
|--|
| Contracted Labor: \$7,961,000                    |
| Pharmaceutical Drugs: \$2,733,000                |
| Dietary/Laundry/Housekeeping Supplies: \$362,000 |
| Building Supplies: \$11,000                      |
| Utilities: \$1,107,000 including:                |
| \$780,000 in Electric                            |
| \$144,000 in Oil & Gas                           |
| \$183,000 in Water/Sewage/Disposal               |

## ANNUAL CONTRIBUTIONS AS A HEALTHCARE SAFETY NET

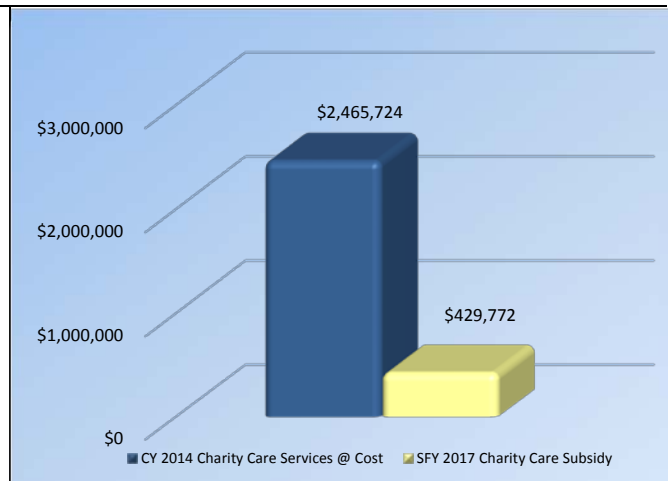
- Hospitals also give back to the community by serving as the primary source of medical services for the state's 700,000 uninsured, thus serving as the healthcare safety net for the most needy.
- In 2015, uninsured patients presented at Raritan Bay Medical Center - Old Bridge on 2,665 occasions.
- New Jersey's general hospitals are predominantly not-for-profit entities — any excess revenue over expenses is returned to the community in the form of new medical technology, expanded hospital services, maintenance and expansion of physical infrastructure and the enhanced ability to hire and maintain skilled workforce.

### ANNUAL TAXES

**Raritan Bay Medical Center - Old Bridge pays \$509,900 annually in taxes including:**

- 0.53 Percent Assessment: \$433,600
- Adjusted Admissions Assessment: \$76,400
- Newborn Screening Fees: \$0
- Other assessments such as New Jersey Poison Information & Education System (NJPIES) and Maternal and Child Health Consortium Assessment
- In addition, hospitals support their local municipalities through voluntary, negotiated payments and in-kind contributions.

### SFY 2017 CHARITY CARE SUBSIDY SHORTFALL



# Raritan Bay Medical Center - Perth Amboy

## ANNUAL CONTRIBUTIONS TO THE LOCAL AND STATE ECONOMY

**Total Expenditures: \$176,233,000**

▪ **1,232 full-time equivalent jobs, including:**

|  |                     |
|--|---------------------|
| Nursing: .....   | 330                 |
| Therapy: .....   | 29                  |
| Radiology: .....   | 45                  |
| Pharmacy: .....  | 18                  |
| Pathology and Laboratory: .....                              | 48                  |
| Dietary/Housekeeping/Maintenance: .....                      | 114                 |
| <b>Total Employee Payroll: .....</b>                         | <b>\$75,653,000</b> |
| <b>Estimated State Income Taxes Paid by Employees: .....</b> | <b>\$4,179,800</b>  |

▪ **Purchased Services of \$27,372,000, including:**

|  |
|--|
| Contracted Labor: \$20,692,000                   |
| Pharmaceutical Drugs: \$3,231,000                |
| Dietary/Laundry/Housekeeping Supplies: \$590,000 |
| Building Supplies: \$0                           |
| Utilities: \$2,859,000 including:                |
| \$1,826,000 in Electric                          |
| \$371,000 in Oil & Gas                           |
| \$662,000 in Water/Sewage/Disposal               |

## ANNUAL CONTRIBUTIONS AS A HEALTHCARE SAFETY NET

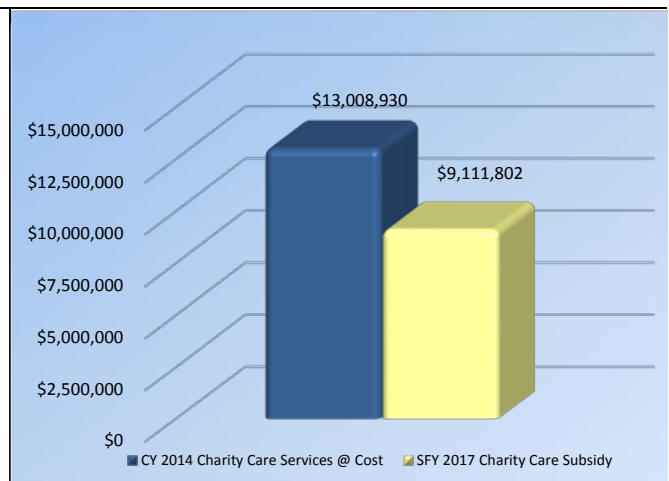
- Hospitals also give back to the community by serving as the primary source of medical services for the state's 700,000 uninsured, thus serving as the healthcare safety net for the most needy.
- In 2015, uninsured patients presented at Raritan Bay Medical Center - Perth Amboy on 12,289 occasions.
- New Jersey's general hospitals are predominantly not-for-profit entities — any excess revenue over expenses is returned to the community in the form of new medical technology, expanded hospital services, maintenance and expansion of physical infrastructure and the enhanced ability to hire and maintain skilled workforce.

### ANNUAL TAXES

**Raritan Bay Medical Center - Perth Amboy pays \$1,161,200 annually in taxes including:**

- 0.53 Percent Assessment: \$893,600
- Adjusted Admissions Assessment: \$160,200
- Newborn Screening Fees: \$107,400
- Other assessments such as New Jersey Poison Information & Education System (NJPIES) and Maternal and Child Health Consortium Assessment
- In addition, hospitals support their local municipalities through voluntary, negotiated payments and in-kind contributions.

### SFY 2017 CHARITY CARE SUBSIDY SHORTFALL



# *Riverview Medical Center*

## ANNUAL CONTRIBUTIONS TO THE LOCAL AND STATE ECONOMY

**Total Expenditures: \$240,500,000**

▪ **1,393 full-time equivalent jobs, including:**

|  |                      |
|--|----------------------|
| Nursing: .....   | 374                  |
| Therapy: .....   | 48                   |
| Radiology: .....   | 87                   |
| Pharmacy: .....  | 37                   |
| Pathology and Laboratory: .....                              | 53                   |
| Dietary/Housekeeping/Maintenance: .....                      | 98                   |
| <b>Total Employee Payroll: .....</b>                         | <b>\$102,151,000</b> |
| <b>Estimated State Income Taxes Paid by Employees: .....</b> | <b>\$5,643,800</b>   |

▪ **Purchased Services of \$28,724,000, including:**

|  |
|--|
| Contracted Labor: \$15,297,000                     |
| Pharmaceutical Drugs: \$8,193,000                  |
| Dietary/Laundry/Housekeeping Supplies: \$1,371,000 |
| Building Supplies: \$931,000                       |
| Utilities: \$2,932,000 including:                  |
| \$1,882,000 in Electric                            |
| \$769,000 in Oil & Gas                             |
| \$281,000 in Water/Sewage/Disposal                 |

## ANNUAL CONTRIBUTIONS AS A HEALTHCARE SAFETY NET

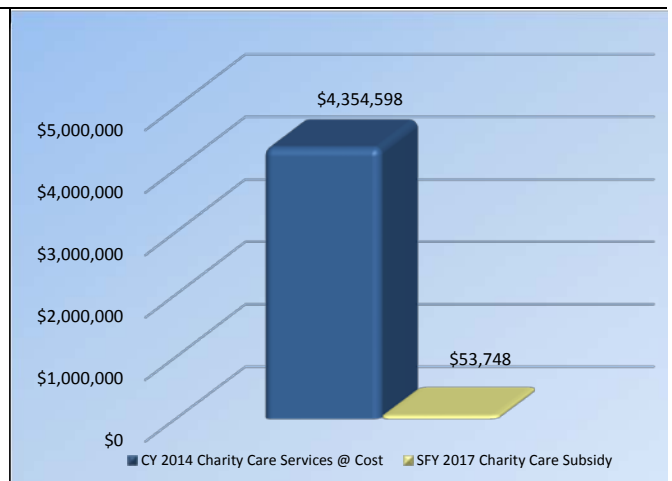
- Hospitals also give back to the community by serving as the primary source of medical services for the state's 700,000 uninsured, thus serving as the healthcare safety net for the most needy.
- In 2015, uninsured patients presented at Riverview Medical Center on 11,024 occasions.
- New Jersey's general hospitals are predominantly not-for-profit entities — any excess revenue over expenses is returned to the community in the form of new medical technology, expanded hospital services, maintenance and expansion of physical infrastructure and the enhanced ability to hire and maintain skilled workforce.

### ANNUAL TAXES

**Riverview Medical Center pays \$1,856,100 annually in taxes including:**

- 0.53 Percent Assessment: \$1,501,700
- Adjusted Admissions Assessment: \$221,800
- Newborn Screening Fees: \$132,600
- Other assessments such as New Jersey Poison Information & Education System (NJPIES) and Maternal and Child Health Consortium Assessment
- In addition, hospitals support their local municipalities through voluntary, negotiated payments and in-kind contributions.

### SFY 2017 CHARITY CARE SUBSIDY SHORTFALL



# *R.W.J. University Hospital*

## ANNUAL CONTRIBUTIONS TO THE LOCAL AND STATE ECONOMY

**Total Expenditures: \$1,008,981,000**

▪ **4,688 full-time equivalent jobs, including:**

|  |                      |
|--|----------------------|
| Nursing: .....   | 1,703                |
| Therapy: .....   | 160                  |
| Radiology: .....   | 172                  |
| Pharmacy: .....  | 108                  |
| Pathology and Laboratory: .....                              | 226                  |
| Dietary/Housekeeping/Maintenance: .....                      | 408                  |
| <b>Total Employee Payroll: .....</b>                         | <b>\$350,945,000</b> |
| <b>Estimated State Income Taxes Paid by Employees: .....</b> | <b>\$19,389,700</b>  |

▪ **Purchased Services of \$108,129,000, including:**

|  |
|--|
| Contracted Labor: \$4,169,000                      |
| Pharmaceutical Drugs: \$87,876,000                 |
| Dietary/Laundry/Housekeeping Supplies: \$7,242,000 |
| Building Supplies: N/A                             |
| Utilities: \$10,149,000 including:                 |
| \$7,326,000 in Electric                            |
| \$1,758,000 in Oil & Gas                           |
| \$1,065,000 in Water/Sewage/Disposal               |

## ANNUAL CONTRIBUTIONS AS A HEALTHCARE SAFETY NET

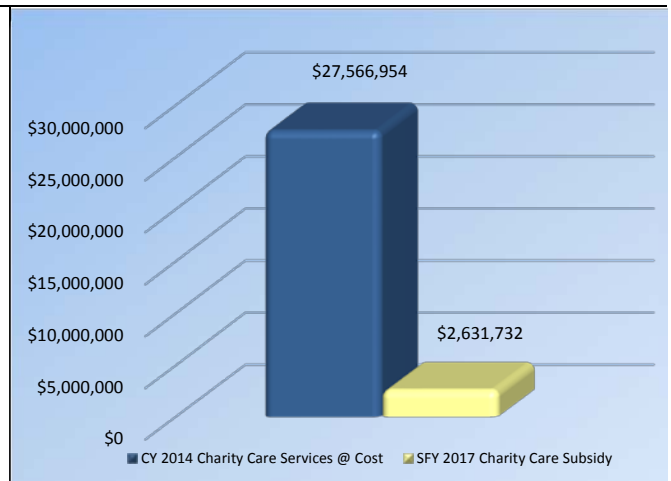
- Hospitals also give back to the community by serving as the primary source of medical services for the state's 700,000 uninsured, thus serving as the healthcare safety net for the most needy.
- In 2015, uninsured patients presented at R.W.J. University Hospital on 35,289 occasions.
- New Jersey's general hospitals are predominantly not-for-profit entities — any excess revenue over expenses is returned to the community in the form of new medical technology, expanded hospital services, maintenance and expansion of physical infrastructure and the enhanced ability to hire and maintain skilled workforce.

### ANNUAL TAXES

**R.W.J. University Hospital pays \$6,284,900 annually in taxes including:**

- 0.53 Percent Assessment: \$5,546,700
- Adjusted Admissions Assessment: \$540,600
- Newborn Screening Fees: \$197,600
- Other assessments such as New Jersey Poison Information & Education System (NJPIES) and Maternal and Child Health Consortium Assessment
- In addition, hospitals support their local municipalities through voluntary, negotiated payments and in-kind contributions.

### SFY 2017 CHARITY CARE SUBSIDY SHORTFALL



# *R.W.J. University Hospital Hamilton*

## ANNUAL CONTRIBUTIONS TO THE LOCAL AND STATE ECONOMY

**Total Expenditures: \$190,881,000**

▪ **995 full-time equivalent jobs, including:**

|  |                     |
|--|---------------------|
| Nursing: .....   | 295                 |
| Therapy: .....   | 48                  |
| Radiology: .....   | 87                  |
| Pharmacy: .....  | 33                  |
| Pathology and Laboratory: .....                              | 51                  |
| Dietary/Housekeeping/Maintenance: .....                      | 17                  |
| <b>Total Employee Payroll: .....</b>                         | <b>\$68,302,000</b> |
| <b>Estimated State Income Taxes Paid by Employees: .....</b> | <b>\$3,773,700</b>  |

▪ **Purchased Services of \$46,484,000, including:**

|  |
|--|
| Contracted Labor: \$27,806,000                     |
| Pharmaceutical Drugs: \$14,379,000                 |
| Dietary/Laundry/Housekeeping Supplies: \$1,188,000 |
| Building Supplies: \$5,000                         |
| Utilities: \$3,106,000 including:                  |
| \$2,656,000 in Electric                            |
| \$193,000 in Oil & Gas                             |
| \$257,000 in Water/Sewage/Disposal                 |

## ANNUAL CONTRIBUTIONS AS A HEALTHCARE SAFETY NET

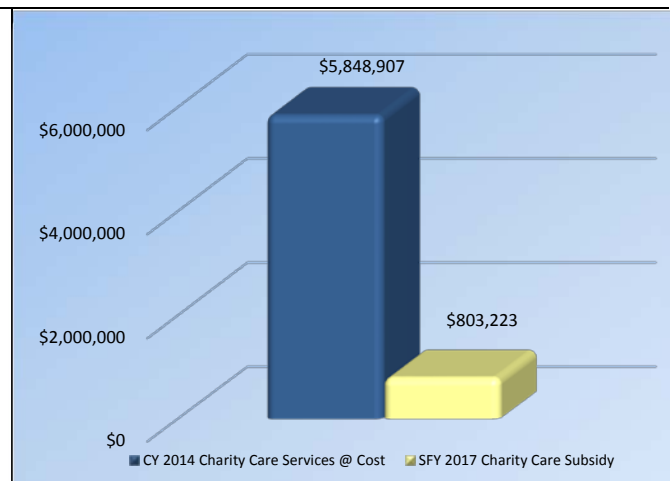
- Hospitals also give back to the community by serving as the primary source of medical services for the state's 700,000 uninsured, thus serving as the healthcare safety net for the most needy.
- In 2015, uninsured patients presented at R.W.J. University Hospital Hamilton on 10,348 occasions.
- New Jersey's general hospitals are predominantly not-for-profit entities — any excess revenue over expenses is returned to the community in the form of new medical technology, expanded hospital services, maintenance and expansion of physical infrastructure and the enhanced ability to hire and maintain skilled workforce.

### ANNUAL TAXES

**R.W.J. University Hospital Hamilton pays \$1,206,200 annually in taxes including:**

- 0.53 Percent Assessment: \$1,039,600
- Adjusted Admissions Assessment: \$162,800
- Newborn Screening Fees: \$3,800
- Other assessments such as New Jersey Poison Information & Education System (NJPIES) and Maternal and Child Health Consortium Assessment
- In addition, hospitals support their local municipalities through voluntary, negotiated payments and in-kind contributions.

### SFY 2017 CHARITY CARE SUBSIDY SHORTFALL



# *R.W.J. University Hospital Rahway*

## ANNUAL CONTRIBUTIONS TO THE LOCAL AND STATE ECONOMY

**Total Expenditures: \$112,283,000**

▪ **654 full-time equivalent jobs, including:**

|  |                     |
|--|---------------------|
| Nursing: .....   | 187                 |
| Therapy: .....   | 51                  |
| Radiology: .....   | 46                  |
| Pharmacy: .....  | 19                  |
| Pathology and Laboratory: .....                              | 39                  |
| Dietary/Housekeeping/Maintenance: .....                      | 84                  |
| <b>Total Employee Payroll: .....</b>                         | <b>\$44,455,000</b> |
| <b>Estimated State Income Taxes Paid by Employees: .....</b> | <b>\$2,456,100</b>  |

▪ **Purchased Services of \$16,983,000, including:**

|  |
|--|
| Contracted Labor: \$7,479,000                      |
| Pharmaceutical Drugs: \$5,857,000                  |
| Dietary/Laundry/Housekeeping Supplies: \$1,468,000 |
| Building Supplies: \$278,000                       |
| Utilities: \$1,901,000 including:                  |
| \$1,166,000 in Electric                            |
| \$331,000 in Oil & Gas                             |
| \$404,000 in Water/Sewage/Disposal                 |

## ANNUAL CONTRIBUTIONS AS A HEALTHCARE SAFETY NET

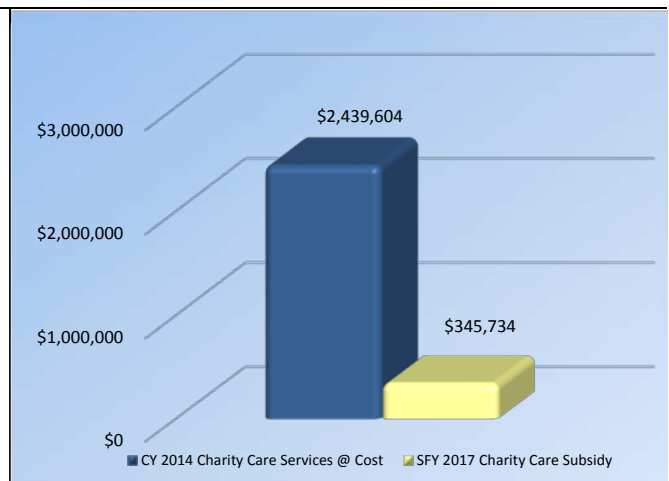
- Hospitals also give back to the community by serving as the primary source of medical services for the state's 700,000 uninsured, thus serving as the healthcare safety net for the most needy.
- In 2015, uninsured patients presented at R.W.J. University Hospital Rahway on 5,030 occasions.
- New Jersey's general hospitals are predominantly not-for-profit entities — any excess revenue over expenses is returned to the community in the form of new medical technology, expanded hospital services, maintenance and expansion of physical infrastructure and the enhanced ability to hire and maintain skilled workforce.

### ANNUAL TAXES

**R.W.J. University Hospital Rahway pays \$708,200 annually in taxes including:**

- 0.53 Percent Assessment: \$628,200
- Adjusted Admissions Assessment: \$80,000
- Newborn Screening Fees: \$0
- Other assessments such as New Jersey Poison Information & Education System (NJPIES) and Maternal and Child Health Consortium Assessment
- In addition, hospitals support their local municipalities through voluntary, negotiated payments and in-kind contributions.

### SFY 2017 CHARITY CARE SUBSIDY SHORTFALL





# *R.W.J. University Hospital Somerset*

## ANNUAL CONTRIBUTIONS TO THE LOCAL AND STATE ECONOMY

**Total Expenditures: \$276,847,000**

▪ **1,684 full-time equivalent jobs, including:**

|  |                      |
|--|----------------------|
| Nursing: .....   | 493                  |
| Therapy: .....   | 111                  |
| Radiology: .....   | 101                  |
| Pharmacy: .....  | 36                   |
| Pathology and Laboratory: .....                              | 99                   |
| Dietary/Housekeeping/Maintenance: .....                      | 181                  |
| <b>Total Employee Payroll: .....</b>                         | <b>\$109,373,000</b> |
| <b>Estimated State Income Taxes Paid by Employees: .....</b> | <b>\$6,042,900</b>   |

▪ **Purchased Services of \$26,520,000, including:**

|  |
|--|
| Contracted Labor: \$8,506,000                      |
| Pharmaceutical Drugs: \$9,937,000                  |
| Dietary/Laundry/Housekeeping Supplies: \$2,634,000 |
| Building Supplies: \$718,000                       |
| Utilities: \$4,725,000 including:                  |
| \$2,817,000 in Electric                            |
| \$1,017,000 in Oil & Gas                           |
| \$891,000 in Water/Sewage/Disposal                 |

## ANNUAL CONTRIBUTIONS AS A HEALTHCARE SAFETY NET

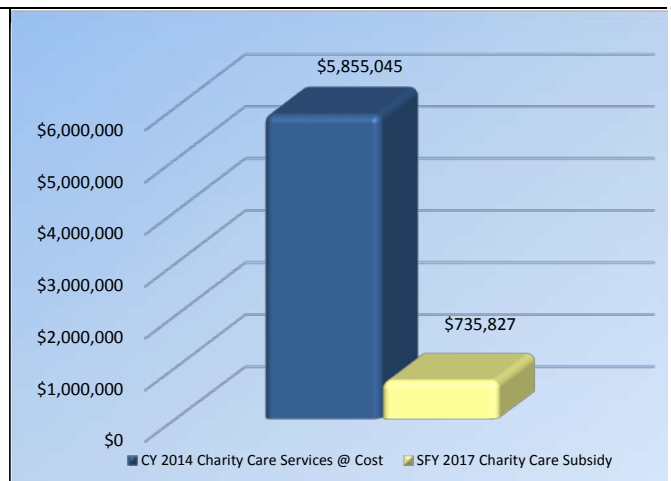
- Hospitals also give back to the community by serving as the primary source of medical services for the state's 700,000 uninsured, thus serving as the healthcare safety net for the most needy.
- In 2015, uninsured patients presented at R.W.J. University Hospital Somerset on 9,684 occasions.
- New Jersey's general hospitals are predominantly not-for-profit entities — any excess revenue over expenses is returned to the community in the form of new medical technology, expanded hospital services, maintenance and expansion of physical infrastructure and the enhanced ability to hire and maintain skilled workforce.

### ANNUAL TAXES

**R.W.J. University Hospital Somerset pays \$1,915,500 annually in taxes including:**

- 0.53 Percent Assessment: \$1,579,800
- Adjusted Admissions Assessment: \$264,900
- Newborn Screening Fees: \$70,700
- Other assessments such as New Jersey Poison Information & Education System (NJPIES) and Maternal and Child Health Consortium Assessment
- In addition, hospitals support their local municipalities through voluntary, negotiated payments and in-kind contributions.

### SFY 2017 CHARITY CARE SUBSIDY SHORTFALL



# Saint Barnabas Medical Center

## ANNUAL CONTRIBUTIONS TO THE LOCAL AND STATE ECONOMY

**Total Expenditures: \$691,406,000**

▪ **2,851 full-time equivalent jobs, including:**

|  |                      |
|--|----------------------|
| Nursing: .....   | 929                  |
| Therapy: .....   | 181                  |
| Radiology: .....   | 146                  |
| Pharmacy: .....  | 77                   |
| Pathology and Laboratory: .....                              | 152                  |
| Dietary/Housekeeping/Maintenance: .....                      | 46                   |
| <b>Total Employee Payroll: .....</b>                         | <b>\$234,758,000</b> |
| <b>Estimated State Income Taxes Paid by Employees: .....</b> | <b>\$12,970,400</b>  |

▪ **Purchased Services of \$135,667,000, including:**

|  |
|--|
| Contracted Labor: \$56,730,000                     |
| Pharmaceutical Drugs: \$68,463,000                 |
| Dietary/Laundry/Housekeeping Supplies: \$2,889,000 |
| Building Supplies: \$2,069,000                     |
| Utilities: \$5,516,000 including:                  |
| \$3,805,000 in Electric                            |
| \$874,000 in Oil & Gas                             |
| \$837,000 in Water/Sewage/Disposal                 |

## ANNUAL CONTRIBUTIONS AS A HEALTHCARE SAFETY NET

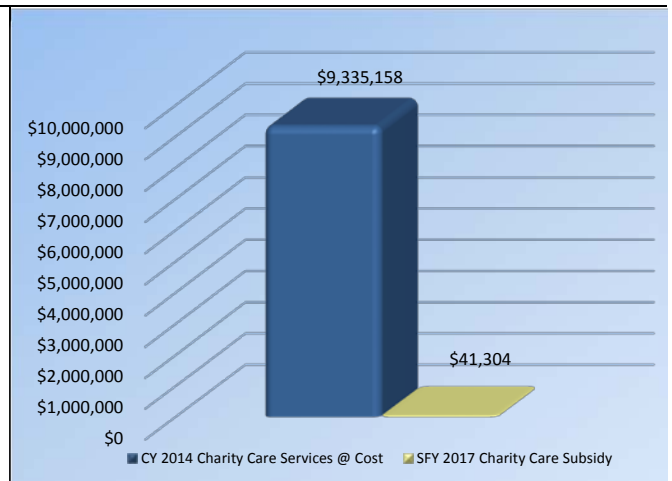
- Hospitals also give back to the community by serving as the primary source of medical services for the state's 700,000 uninsured, thus serving as the healthcare safety net for the most needy.
- In 2015, uninsured patients presented at Saint Barnabas Medical Center on 24,936 occasions.
- New Jersey's general hospitals are predominantly not-for-profit entities — any excess revenue over expenses is returned to the community in the form of new medical technology, expanded hospital services, maintenance and expansion of physical infrastructure and the enhanced ability to hire and maintain skilled workforce.

### ANNUAL TAXES

### SFY 2017 CHARITY CARE SUBSIDY SHORTFALL

**Saint Barnabas Medical Center pays \$5,131,600 annually in taxes including:**

- 0.53 Percent Assessment: \$4,128,600
- Adjusted Admissions Assessment: \$495,800
- Newborn Screening Fees: \$507,200
- Other assessments such as New Jersey Poison Information & Education System (NJPIES) and Maternal and Child Health Consortium Assessment
- In addition, hospitals support their local municipalities through voluntary, negotiated payments and in-kind contributions.



# Saint Clare's Hospital/Denville

## ANNUAL CONTRIBUTIONS TO THE LOCAL AND STATE ECONOMY

**Total Expenditures: \$218,371,000**

▪ **1,425 full-time equivalent jobs, including:**

|  |                     |
|--|---------------------|
| Nursing: .....   | 370                 |
| Therapy: .....   | 43                  |
| Radiology: .....   | 68                  |
| Pharmacy: .....  | 32                  |
| Pathology and Laboratory: .....                              | 50                  |
| Dietary/Housekeeping/Maintenance: .....                      | 170                 |
| <b>Total Employee Payroll: .....</b>                         | <b>\$89,987,000</b> |
| <b>Estimated State Income Taxes Paid by Employees: .....</b> | <b>\$4,971,800</b>  |

▪ **Purchased Services of \$40,982,000, including:**

|  |
|--|
| Contracted Labor: \$29,374,000                     |
| Pharmaceutical Drugs: \$6,635,000                  |
| Dietary/Laundry/Housekeeping Supplies: \$1,212,000 |
| Building Supplies: \$113,000                       |
| Utilities: \$3,648,000 including:                  |
| \$2,241,000 in Electric                            |
| \$1,099,000 in Oil & Gas                           |
| \$308,000 in Water/Sewage/Disposal                 |

## ANNUAL CONTRIBUTIONS AS A HEALTHCARE SAFETY NET

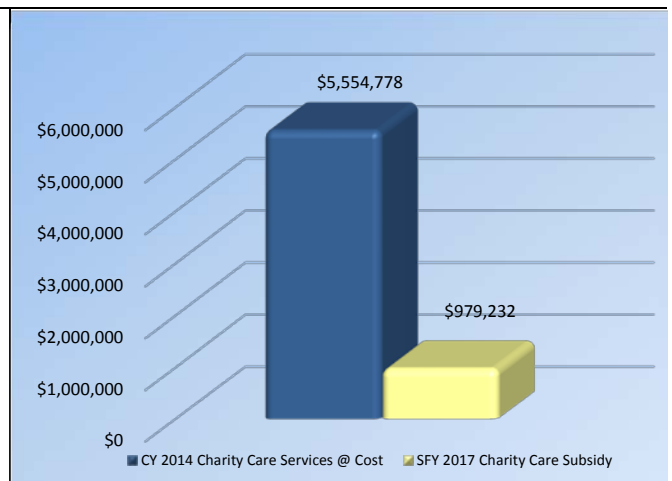
- Hospitals also give back to the community by serving as the primary source of medical services for the state's 700,000 uninsured, thus serving as the healthcare safety net for the most needy.
- In 2015, uninsured patients presented at Saint Clare's Hospital/Denville on 9,298 occasions.
- New Jersey's general hospitals are predominantly not-for-profit entities — any excess revenue over expenses is returned to the community in the form of new medical technology, expanded hospital services, maintenance and expansion of physical infrastructure and the enhanced ability to hire and maintain skilled workforce.

### ANNUAL TAXES

**Saint Clare's Hospital/Denville pays \$936,800 annually in taxes including:**

- 0.53 Percent Assessment: \$605,800
- Adjusted Admissions Assessment: \$216,000
- Newborn Screening Fees: \$114,900
- Other assessments such as New Jersey Poison Information & Education System (NJPIES) and Maternal and Child Health Consortium Assessment
- In addition, hospitals support their local municipalities through voluntary, negotiated payments and in-kind contributions.

### SFY 2017 CHARITY CARE SUBSIDY SHORTFALL



# Saint Clare's Hospital/Dover

## ANNUAL CONTRIBUTIONS TO THE LOCAL AND STATE ECONOMY

**Total Expenditures: \$64,318,000**

▪ **425 full-time equivalent jobs, including:**

|  |                     |
|--|---------------------|
| Nursing: .....   | 69                  |
| Therapy: .....   | 27                  |
| Radiology: .....   | 32                  |
| Pharmacy: .....  | 5                   |
| Pathology and Laboratory: .....                              | 12                  |
| Dietary/Housekeeping/Maintenance: .....                      | 60                  |
| <b>Total Employee Payroll: .....</b>                         | <b>\$27,214,000</b> |
| <b>Estimated State Income Taxes Paid by Employees: .....</b> | <b>\$1,503,600</b>  |

▪ **Purchased Services of \$14,244,000, including:**

|  |
|--|
| Contracted Labor: \$10,304,000                   |
| Pharmaceutical Drugs: \$996,000                  |
| Dietary/Laundry/Housekeeping Supplies: \$600,000 |
| Building Supplies: \$65,000                      |
| Utilities: \$2,279,000 including:                |
| \$1,505,000 in Electric                          |
| \$630,000 in Oil & Gas                           |
| \$144,000 in Water/Sewage/Disposal               |

## ANNUAL CONTRIBUTIONS AS A HEALTHCARE SAFETY NET

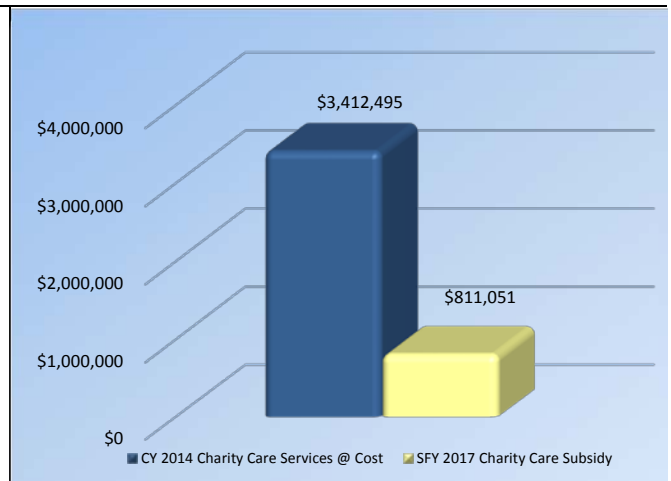
- Hospitals also give back to the community by serving as the primary source of medical services for the state's 700,000 uninsured, thus serving as the healthcare safety net for the most needy.
- In 2015, uninsured patients presented at Saint Clare's Hospital/Dover on 6,855 occasions.
- New Jersey's general hospitals are predominantly not-for-profit entities — any excess revenue over expenses is returned to the community in the form of new medical technology, expanded hospital services, maintenance and expansion of physical infrastructure and the enhanced ability to hire and maintain skilled workforce.

### ANNUAL TAXES

**Saint Clare's Hospital/Dover pays \$956,200 annually in taxes including:**

- 0.53 Percent Assessment: \$886,600
- Adjusted Admissions Assessment: \$69,600
- Newborn Screening Fees: \$0
- Other assessments such as New Jersey Poison Information & Education System (NJPIES) and Maternal and Child Health Consortium Assessment
- In addition, hospitals support their local municipalities through voluntary, negotiated payments and in-kind contributions.

### SFY 2017 CHARITY CARE SUBSIDY SHORTFALL



# Saint Michael's Medical Center

## ANNUAL CONTRIBUTIONS TO THE LOCAL AND STATE ECONOMY

**Total Expenditures: \$235,177,000**

▪ **1,124 full-time equivalent jobs, including:**

|  |                     |
|--|---------------------|
| Nursing: .....   | 229                 |
| Therapy: .....   | 31                  |
| Radiology: .....   | 50                  |
| Pharmacy: .....  | 24                  |
| Pathology and Laboratory: .....                              | 63                  |
| Dietary/Housekeeping/Maintenance: .....                      | 126                 |
| <b>Total Employee Payroll: .....</b>                         | <b>\$81,757,000</b> |
| <b>Estimated State Income Taxes Paid by Employees: .....</b> | <b>\$4,517,100</b>  |

▪ **Purchased Services of \$54,034,000, including:**

|   |
|---|
| Contracted Labor: \$40,306,000                  |
| Pharmaceutical Drugs: \$9,291,000               |
| Dietary/Laundry/Housekeeping Supplies: \$33,000 |
| Building Supplies: \$447,000                    |
| Utilities: \$3,957,000 including:               |
| \$2,454,000 in Electric                         |
| \$937,000 in Oil & Gas                          |
| \$566,000 in Water/Sewage/Disposal              |

## ANNUAL CONTRIBUTIONS AS A HEALTHCARE SAFETY NET

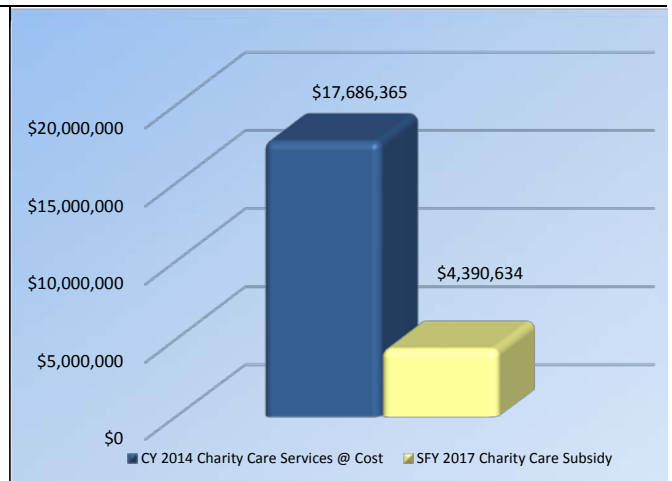
- Hospitals also give back to the community by serving as the primary source of medical services for the state's 700,000 uninsured, thus serving as the healthcare safety net for the most needy.
- In 2015, uninsured patients presented at Saint Michael's Medical Center on 31,490 occasions.
- New Jersey's general hospitals are predominantly not-for-profit entities — any excess revenue over expenses is returned to the community in the form of new medical technology, expanded hospital services, maintenance and expansion of physical infrastructure and the enhanced ability to hire and maintain skilled workforce.

### ANNUAL TAXES

**Saint Michael's Medical Center pays \$1,253,200 annually in taxes including:**

- 0.53 Percent Assessment: \$1,104,000
- Adjusted Admissions Assessment: \$149,200
- Newborn Screening Fees: \$0
- Other assessments such as New Jersey Poison Information & Education System (NJPIES) and Maternal and Child Health Consortium Assessment
- In addition, hospitals support their local municipalities through voluntary, negotiated payments and in-kind contributions.

### SFY 2017 CHARITY CARE SUBSIDY SHORTFALL



# Saint Peter's University Hospital

## ANNUAL CONTRIBUTIONS TO THE LOCAL AND STATE ECONOMY

**Total Expenditures: \$428,411,000**

▪ **2,473 full-time equivalent jobs, including:**

|  |                      |
|--|----------------------|
| Nursing: .....   | 631                  |
| Therapy: .....   | 79                   |
| Radiology: .....   | 131                  |
| Pharmacy: .....  | 50                   |
| Pathology and Laboratory: .....                              | 83                   |
| Dietary/Housekeeping/Maintenance: .....                      | 255                  |
| <b>Total Employee Payroll: .....</b>                         | <b>\$194,811,000</b> |
| <b>Estimated State Income Taxes Paid by Employees: .....</b> | <b>\$10,763,300</b>  |

▪ **Purchased Services of \$51,979,000, including:**

|  |
|--|
| Contracted Labor: \$25,459,000                     |
| Pharmaceutical Drugs: \$16,896,000                 |
| Dietary/Laundry/Housekeeping Supplies: \$3,430,000 |
| Building Supplies: \$395,000                       |
| Utilities: \$5,799,000 including:                  |
| \$3,221,000 in Electric                            |
| \$1,347,000 in Oil & Gas                           |
| \$1,322,000 in Water/Sewage/Disposal               |

## ANNUAL CONTRIBUTIONS AS A HEALTHCARE SAFETY NET

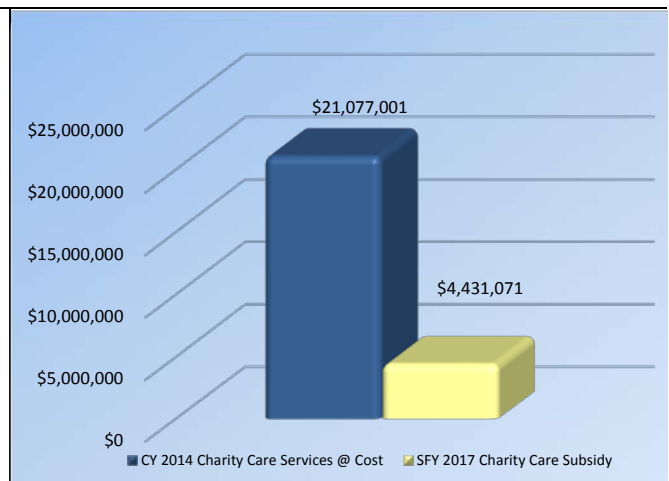
- Hospitals also give back to the community by serving as the primary source of medical services for the state's 700,000 uninsured, thus serving as the healthcare safety net for the most needy.
- In 2015, uninsured patients presented at Saint Peter's University Hospital on 59,510 occasions.
- New Jersey's general hospitals are predominantly not-for-profit entities — any excess revenue over expenses is returned to the community in the form of new medical technology, expanded hospital services, maintenance and expansion of physical infrastructure and the enhanced ability to hire and maintain skilled workforce.

### ANNUAL TAXES

**Saint Peter's University Hospital pays \$3,027,100 annually in taxes including:**

- 0.53 Percent Assessment: \$2,269,600
- Adjusted Admissions Assessment: \$349,600
- Newborn Screening Fees: \$407,900
- Other assessments such as New Jersey Poison Information & Education System (NJPIES) and Maternal and Child Health Consortium Assessment
- In addition, hospitals support their local municipalities through voluntary, negotiated payments and in-kind contributions.

### SFY 2017 CHARITY CARE SUBSIDY SHORTFALL



# Shore Medical Center

## ANNUAL CONTRIBUTIONS TO THE LOCAL AND STATE ECONOMY

**Total Expenditures: \$185,694,000**

▪ **890 full-time equivalent jobs, including:**

|  |                     |
|--|---------------------|
| Nursing: .....   | 293                 |
| Therapy: .....   | 25                  |
| Radiology: .....   | 53                  |
| Pharmacy: .....  | 26                  |
| Pathology and Laboratory: .....                              | 49                  |
| Dietary/Housekeeping/Maintenance: .....                      | 30                  |
| <b>Total Employee Payroll: .....</b>                         | <b>\$66,491,000</b> |
| <b>Estimated State Income Taxes Paid by Employees: .....</b> | <b>\$3,673,600</b>  |

▪ **Purchased Services of \$44,378,000, including:**

|  |
|--|
| Contracted Labor: \$31,141,000                   |
| Pharmaceutical Drugs: \$9,291,000                |
| Dietary/Laundry/Housekeeping Supplies: \$408,000 |
| Building Supplies: \$399,000                     |
| Utilities: \$3,139,000 including:                |
| \$2,210,000 in Electric                          |
| \$614,000 in Oil & Gas                           |
| \$315,000 in Water/Sewage/Disposal               |

## ANNUAL CONTRIBUTIONS AS A HEALTHCARE SAFETY NET

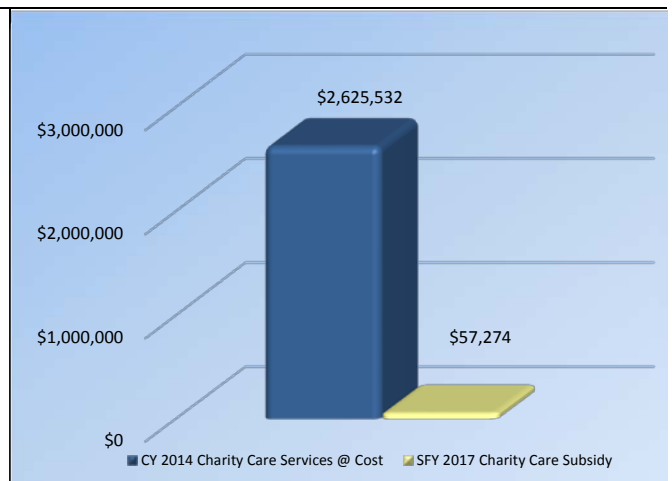
- Hospitals also give back to the community by serving as the primary source of medical services for the state's 700,000 uninsured, thus serving as the healthcare safety net for the most needy.
- In 2015, uninsured patients presented at Shore Medical Center on 5,017 occasions.
- New Jersey's general hospitals are predominantly not-for-profit entities — any excess revenue over expenses is returned to the community in the form of new medical technology, expanded hospital services, maintenance and expansion of physical infrastructure and the enhanced ability to hire and maintain skilled workforce.

### ANNUAL TAXES

**Shore Medical Center pays \$1,293,500 annually in taxes including:**

- 0.53 Percent Assessment: \$992,800
- Adjusted Admissions Assessment: \$189,300
- Newborn Screening Fees: \$111,500
- Other assessments such as New Jersey Poison Information & Education System (NJPIES) and Maternal and Child Health Consortium Assessment
- In addition, hospitals support their local municipalities through voluntary, negotiated payments and in-kind contributions.

### SFY 2017 CHARITY CARE SUBSIDY SHORTFALL



# Southern Ocean Medical Center

## ANNUAL CONTRIBUTIONS TO THE LOCAL AND STATE ECONOMY

**Total Expenditures: \$150,569,000**

▪ **825 full-time equivalent jobs, including:**

|  |                     |
|--|---------------------|
| Nursing: .....   | 196                 |
| Therapy: .....   | 40                  |
| Radiology: .....   | 54                  |
| Pharmacy: .....  | 20                  |
| Pathology and Laboratory: .....                              | 37                  |
| Dietary/Housekeeping/Maintenance: .....                      | 71                  |
| <b>Total Employee Payroll: .....</b>                         | <b>\$56,393,000</b> |
| <b>Estimated State Income Taxes Paid by Employees: .....</b> | <b>\$3,115,700</b>  |

▪ **Purchased Services of \$29,890,000, including:**

|  |
|--|
| Contracted Labor: \$10,229,000                   |
| Pharmaceutical Drugs: \$15,895,000               |
| Dietary/Laundry/Housekeeping Supplies: \$762,000 |
| Building Supplies: \$631,000                     |
| Utilities: \$2,373,000 including:                |
| \$1,678,000 in Electric                          |
| \$432,000 in Oil & Gas                           |
| \$263,000 in Water/Sewage/Disposal               |

## ANNUAL CONTRIBUTIONS AS A HEALTHCARE SAFETY NET

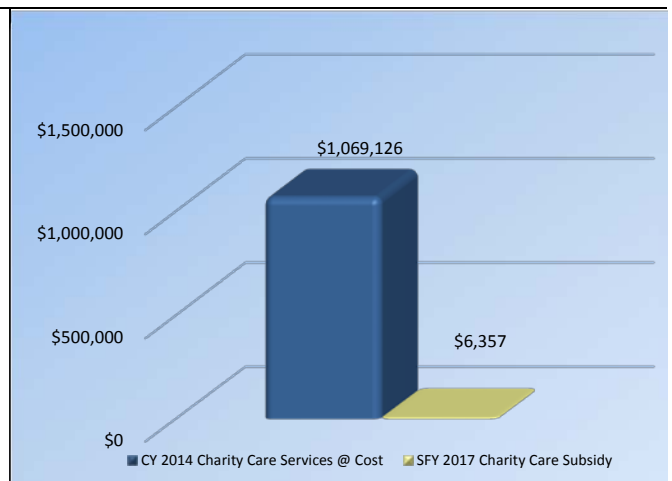
- Hospitals also give back to the community by serving as the primary source of medical services for the state's 700,000 uninsured, thus serving as the healthcare safety net for the most needy.
- In 2015, uninsured patients presented at Southern Ocean Medical Center on 3,602 occasions.
- New Jersey's general hospitals are predominantly not-for-profit entities — any excess revenue over expenses is returned to the community in the form of new medical technology, expanded hospital services, maintenance and expansion of physical infrastructure and the enhanced ability to hire and maintain skilled workforce.

### ANNUAL TAXES

**Southern Ocean Medical Center pays \$1,050,200 annually in taxes including:**

- 0.53 Percent Assessment: \$878,200
- Adjusted Admissions Assessment: \$139,600
- Newborn Screening Fees: \$32,500
- Other assessments such as New Jersey Poison Information & Education System (NJPIES) and Maternal and Child Health Consortium Assessment
- In addition, hospitals support their local municipalities through voluntary, negotiated payments and in-kind contributions.

### SFY 2017 CHARITY CARE SUBSIDY SHORTFALL





# St. Francis Medical Center

## ANNUAL CONTRIBUTIONS TO THE LOCAL AND STATE ECONOMY

**Total Expenditures: \$128,052,000**

▪ **664 full-time equivalent jobs, including:**

|  |                     |
|--|---------------------|
| Nursing: .....   | 208                 |
| Therapy: .....   | 43                  |
| Radiology: .....   | 10                  |
| Pharmacy: .....  | 12                  |
| Pathology and Laboratory: .....                              | 25                  |
| Dietary/Housekeeping/Maintenance: .....                      | 40                  |
| <b>Total Employee Payroll: .....</b>                         | <b>\$43,944,000</b> |
| <b>Estimated State Income Taxes Paid by Employees: .....</b> | <b>\$2,427,900</b>  |

▪ **Purchased Services of \$18,230,000, including:**

|  |
|--|
| Contracted Labor: \$8,979,000                    |
| Pharmaceutical Drugs: \$5,300,000                |
| Dietary/Laundry/Housekeeping Supplies: \$945,000 |
| Building Supplies: \$17,000                      |
| Utilities: \$2,989,000 including:                |
| \$1,394,000 in Electric                          |
| \$546,000 in Oil & Gas                           |
| \$1,049,000 in Water/Sewage/Disposal             |

## ANNUAL CONTRIBUTIONS AS A HEALTHCARE SAFETY NET

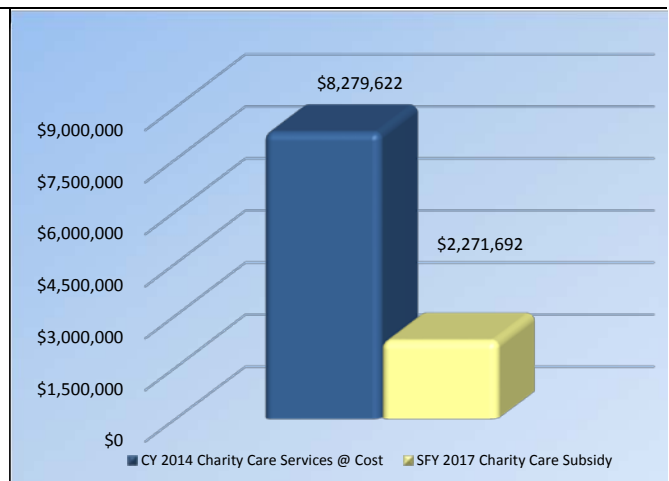
- Hospitals also give back to the community by serving as the primary source of medical services for the state's 700,000 uninsured, thus serving as the healthcare safety net for the most needy.
- In 2015, uninsured patients presented at St. Francis Medical Center on 29,721 occasions.
- New Jersey's general hospitals are predominantly not-for-profit entities — any excess revenue over expenses is returned to the community in the form of new medical technology, expanded hospital services, maintenance and expansion of physical infrastructure and the enhanced ability to hire and maintain skilled workforce.

### ANNUAL TAXES

**St. Francis Medical Center pays \$745,600 annually in taxes including:**

- 0.53 Percent Assessment: \$658,600
- Adjusted Admissions Assessment: \$87,000
- Newborn Screening Fees: \$0
- Other assessments such as New Jersey Poison Information & Education System (NJPIES) and Maternal and Child Health Consortium Assessment
- In addition, hospitals support their local municipalities through voluntary, negotiated payments and in-kind contributions.

### SFY 2017 CHARITY CARE SUBSIDY SHORTFALL



# St. Joseph's Regional Medical Center

## ANNUAL CONTRIBUTIONS TO THE LOCAL AND STATE ECONOMY

**Total Expenditures: \$710,502,000**

▪ **3,828 full-time equivalent jobs, including:**

|  |                      |
|--|----------------------|
| Nursing: .....   | 936                  |
| Therapy: .....   | 123                  |
| Radiology: .....   | 176                  |
| Pharmacy: .....  | 90                   |
| Pathology and Laboratory: .....                              | 104                  |
| Dietary/Housekeeping/Maintenance: .....                      | 263                  |
| <b>Total Employee Payroll: .....</b>                         | <b>\$299,860,000</b> |
| <b>Estimated State Income Taxes Paid by Employees: .....</b> | <b>\$16,567,300</b>  |

▪ **Purchased Services of \$102,627,000, including:**

|  |
|--|
| Contracted Labor: \$67,636,000                     |
| Pharmaceutical Drugs: \$24,173,000                 |
| Dietary/Laundry/Housekeeping Supplies: \$2,543,000 |
| Building Supplies: \$908,000                       |
| Utilities: \$7,367,000 including:                  |
| \$4,350,000 in Electric                            |
| \$1,678,000 in Oil & Gas                           |
| \$1,339,000 in Water/Sewage/Disposal               |

## ANNUAL CONTRIBUTIONS AS A HEALTHCARE SAFETY NET

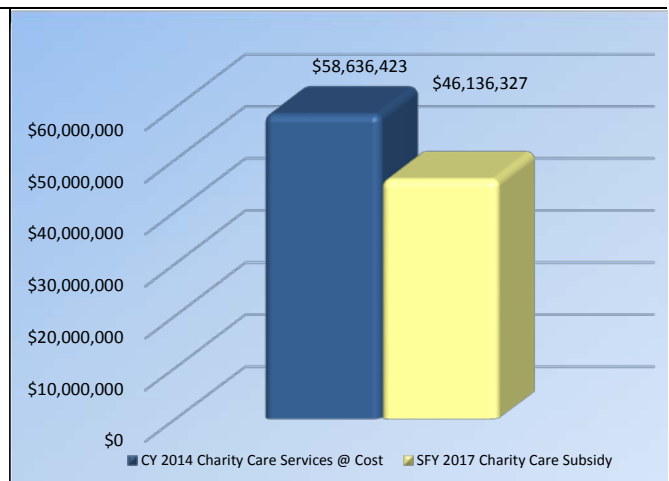
- Hospitals also give back to the community by serving as the primary source of medical services for the state's 700,000 uninsured, thus serving as the healthcare safety net for the most needy.
- In 2015, uninsured patients presented at St. Joseph's Regional Medical Center on 104,509 occasions.
- New Jersey's general hospitals are predominantly not-for-profit entities — any excess revenue over expenses is returned to the community in the form of new medical technology, expanded hospital services, maintenance and expansion of physical infrastructure and the enhanced ability to hire and maintain skilled workforce.

### ANNUAL TAXES

**St. Joseph's Regional Medical Center pays \$4,521,600 annually in taxes including:**

- 0.53 Percent Assessment: \$3,836,800
- Adjusted Admissions Assessment: \$398,800
- Newborn Screening Fees: \$286,000
- Other assessments such as New Jersey Poison Information & Education System (NJPIES) and Maternal and Child Health Consortium Assessment
- In addition, hospitals support their local municipalities through voluntary, negotiated payments and in-kind contributions.

### SFY 2017 CHARITY CARE SUBSIDY SHORTFALL



# St. Joseph's Wayne Hospital

## ANNUAL CONTRIBUTIONS TO THE LOCAL AND STATE ECONOMY

**Total Expenditures: \$93,791,000**

▪ **533 full-time equivalent jobs, including:**

|  |                     |
|--|---------------------|
| Nursing: .....   | 182                 |
| Therapy: .....   | 35                  |
| Radiology: .....   | 46                  |
| Pharmacy: .....  | 18                  |
| Pathology and Laboratory: .....                              | 17                  |
| Dietary/Housekeeping/Maintenance: .....                      | 85                  |
| <b>Total Employee Payroll: .....</b>                         | <b>\$37,370,000</b> |
| <b>Estimated State Income Taxes Paid by Employees: .....</b> | <b>\$2,064,700</b>  |

▪ **Purchased Services of \$17,339,000, including:**

|  |
|--|
| Contracted Labor: \$11,507,000                   |
| Pharmaceutical Drugs: \$3,433,000                |
| Dietary/Laundry/Housekeeping Supplies: \$674,000 |
| Building Supplies: \$251,000                     |
| Utilities: \$1,474,000 including:                |
| \$993,000 in Electric                            |
| \$309,000 in Oil & Gas                           |
| \$172,000 in Water/Sewage/Disposal               |

## ANNUAL CONTRIBUTIONS AS A HEALTHCARE SAFETY NET

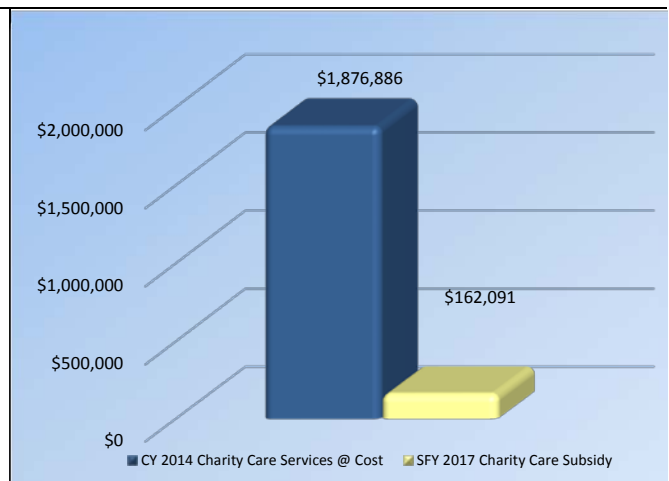
- Hospitals also give back to the community by serving as the primary source of medical services for the state's 700,000 uninsured, thus serving as the healthcare safety net for the most needy.
- In 2015, uninsured patients presented at St. Joseph's Wayne Hospital on 3,155 occasions.
- New Jersey's general hospitals are predominantly not-for-profit entities — any excess revenue over expenses is returned to the community in the form of new medical technology, expanded hospital services, maintenance and expansion of physical infrastructure and the enhanced ability to hire and maintain skilled workforce.

### ANNUAL TAXES

**St. Joseph's Wayne Hospital pays \$677,100 annually in taxes including:**

- 0.53 Percent Assessment: \$567,400
- Adjusted Admissions Assessment: \$109,700
- Newborn Screening Fees: \$0
- Other assessments such as New Jersey Poison Information & Education System (NJPIES) and Maternal and Child Health Consortium Assessment
- In addition, hospitals support their local municipalities through voluntary, negotiated payments and in-kind contributions.

### SFY 2017 CHARITY CARE SUBSIDY SHORTFALL



# St. Luke's Warren Hospital

## ANNUAL CONTRIBUTIONS TO THE LOCAL AND STATE ECONOMY

**Total Expenditures: \$108,839,000**

▪ **650 full-time equivalent jobs, including:**

|  |                     |
|--|---------------------|
| Nursing: .....   | 150                 |
| Therapy: .....   | 39                  |
| Radiology: .....   | 50                  |
| Pharmacy: .....  | 13                  |
| Pathology and Laboratory: .....                              | 40                  |
| Dietary/Housekeeping/Maintenance: .....                      | 78                  |
| <b>Total Employee Payroll: .....</b>                         | <b>\$41,738,000</b> |
| <b>Estimated State Income Taxes Paid by Employees: .....</b> | <b>\$2,306,000</b>  |

▪ **Purchased Services of \$13,841,000, including:**

|  |
|--|
| Contracted Labor: \$4,445,000                    |
| Pharmaceutical Drugs: \$6,626,000                |
| Dietary/Laundry/Housekeeping Supplies: \$791,000 |
| Building Supplies: \$237,000                     |
| Utilities: \$1,742,000 including:                |
| \$964,000 in Electric                            |
| \$411,000 in Oil & Gas                           |
| \$367,000 in Water/Sewage/Disposal               |

## ANNUAL CONTRIBUTIONS AS A HEALTHCARE SAFETY NET

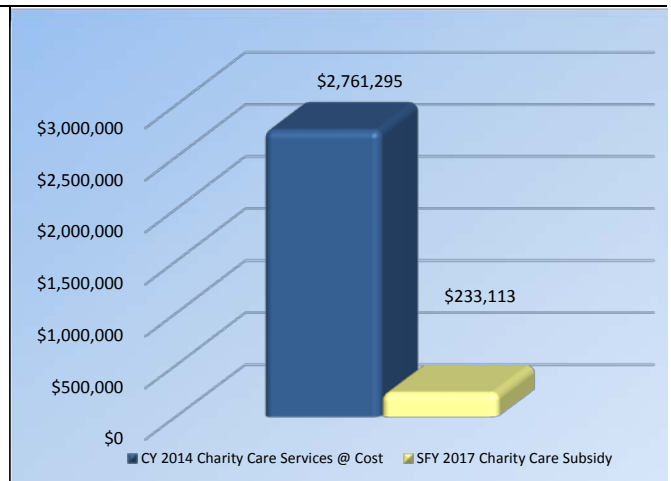
- Hospitals also give back to the community by serving as the primary source of medical services for the state's 700,000 uninsured, thus serving as the healthcare safety net for the most needy.
- In 2015, uninsured patients presented at St. Luke's Warren Hospital on 14,086 occasions.
- New Jersey's general hospitals are predominantly not-for-profit entities — any excess revenue over expenses is returned to the community in the form of new medical technology, expanded hospital services, maintenance and expansion of physical infrastructure and the enhanced ability to hire and maintain skilled workforce.

### ANNUAL TAXES

**St. Luke's Warren Hospital pays \$754,400 annually in taxes including:**

- 0.53 Percent Assessment: \$663,700
- Adjusted Admissions Assessment: \$90,600
- Newborn Screening Fees: \$0
- Other assessments such as New Jersey Poison Information & Education System (NJPIES) and Maternal and Child Health Consortium Assessment
- In addition, hospitals support their local municipalities through voluntary, negotiated payments and in-kind contributions.

### SFY 2017 CHARITY CARE SUBSIDY SHORTFALL



# St. Mary's General Hospital

## ANNUAL CONTRIBUTIONS TO THE LOCAL AND STATE ECONOMY

**Total Expenditures: \$159,456,000**

▪ **861 full-time equivalent jobs, including:**

|  |                     |
|--|---------------------|
| Nursing: .....   | 243                 |
| Therapy: .....   | 24                  |
| Radiology: .....   | 51                  |
| Pharmacy: .....  | 20                  |
| Pathology and Laboratory: .....                              | 33                  |
| Dietary/Housekeeping/Maintenance: .....                      | 94                  |
| <b>Total Employee Payroll: .....</b>                         | <b>\$53,594,000</b> |
| <b>Estimated State Income Taxes Paid by Employees: .....</b> | <b>\$2,961,100</b>  |

▪ **Purchased Services of \$25,177,000, including:**

|  |
|--|
| Contracted Labor: \$12,790,000                     |
| Pharmaceutical Drugs: \$8,153,000                  |
| Dietary/Laundry/Housekeeping Supplies: \$1,358,000 |
| Building Supplies: \$314,000                       |
| Utilities: \$2,562,000 including:                  |
| \$1,588,000 in Electric                            |
| \$362,000 in Oil & Gas                             |
| \$612,000 in Water/Sewage/Disposal                 |

## ANNUAL CONTRIBUTIONS AS A HEALTHCARE SAFETY NET

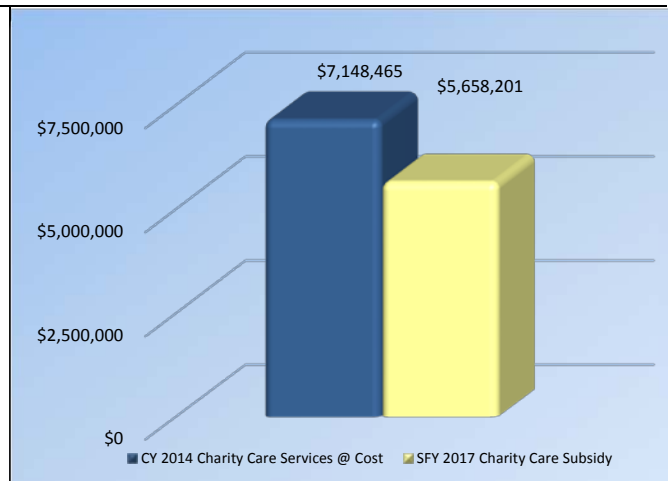
- Hospitals also give back to the community by serving as the primary source of medical services for the state's 700,000 uninsured, thus serving as the healthcare safety net for the most needy.
- In 2015, uninsured patients presented at St. Mary's General Hospital on 14,377 occasions.
- New Jersey's general hospitals are predominantly not-for-profit entities — any excess revenue over expenses is returned to the community in the form of new medical technology, expanded hospital services, maintenance and expansion of physical infrastructure and the enhanced ability to hire and maintain skilled workforce.

### ANNUAL TAXES

**St. Mary's General Hospital pays \$1,048,100 annually in taxes including:**

- 0.53 Percent Assessment: \$854,300
- Adjusted Admissions Assessment: \$124,200
- Newborn Screening Fees: \$69,600
- Other assessments such as New Jersey Poison Information & Education System (NJPIES) and Maternal and Child Health Consortium Assessment
- In addition, hospitals support their local municipalities through voluntary, negotiated payments and in-kind contributions.

### SFY 2017 CHARITY CARE SUBSIDY SHORTFALL



# *Trinitas Regional Medical Center*

## ANNUAL CONTRIBUTIONS TO THE LOCAL AND STATE ECONOMY

**Total Expenditures: \$308,593,000**

▪ **2,199 full-time equivalent jobs, including:**

|  |                      |
|--|----------------------|
| Nursing: .....   | 475                  |
| Therapy: .....   | 60                   |
| Radiology: .....   | 101                  |
| Pharmacy: .....  | 30                   |
| Pathology and Laboratory: .....                              | 41                   |
| Dietary/Housekeeping/Maintenance: .....                      | 213                  |
| <b>Total Employee Payroll: .....</b>                         | <b>\$135,324,000</b> |
| <b>Estimated State Income Taxes Paid by Employees: .....</b> | <b>\$7,476,700</b>   |

▪ **Purchased Services of \$30,193,000, including:**

|  |
|--|
| Contracted Labor: \$8,498,000                      |
| Pharmaceutical Drugs: \$14,167,000                 |
| Dietary/Laundry/Housekeeping Supplies: \$2,935,000 |
| Building Supplies: \$361,000                       |
| Utilities: \$4,232,000 including:                  |
| \$2,645,000 in Electric                            |
| \$1,048,000 in Oil & Gas                           |
| \$539,000 in Water/Sewage/Disposal                 |

## ANNUAL CONTRIBUTIONS AS A HEALTHCARE SAFETY NET

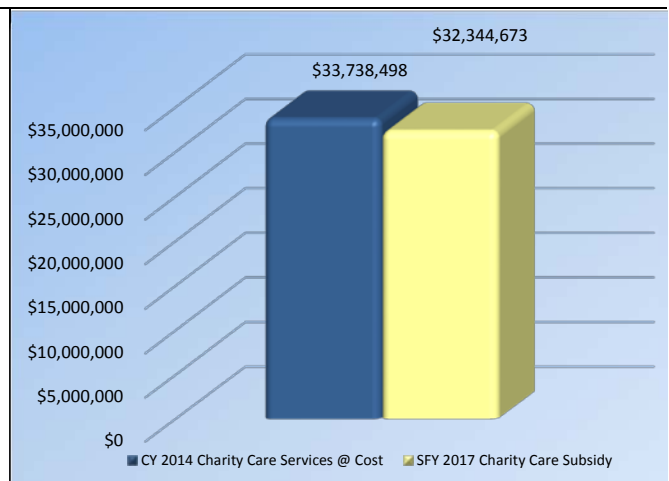
- Hospitals also give back to the community by serving as the primary source of medical services for the state's 700,000 uninsured, thus serving as the healthcare safety net for the most needy.
- In 2015, uninsured patients presented at Trinitas Regional Medical Center on 77,888 occasions.
- New Jersey's general hospitals are predominantly not-for-profit entities — any excess revenue over expenses is returned to the community in the form of new medical technology, expanded hospital services, maintenance and expansion of physical infrastructure and the enhanced ability to hire and maintain skilled workforce.

### ANNUAL TAXES

**Trinitas Regional Medical Center pays \$2,137,800 annually in taxes including:**

- 0.53 Percent Assessment: \$1,658,300
- Adjusted Admissions Assessment: \$303,900
- Newborn Screening Fees: \$175,600
- Other assessments such as New Jersey Poison Information & Education System (NJPIES) and Maternal and Child Health Consortium Assessment
- In addition, hospitals support their local municipalities through voluntary, negotiated payments and in-kind contributions.

### SFY 2017 CHARITY CARE SUBSIDY SHORTFALL



# University Hospital

## ANNUAL CONTRIBUTIONS TO THE LOCAL AND STATE ECONOMY

**Total Expenditures: \$812,977,000**

▪ **3,167 full-time equivalent jobs, including:**

|  |                      |
|--|----------------------|
| Nursing: .....   | 783                  |
| Therapy: .....   | 107                  |
| Radiology: .....   | 144                  |
| Pharmacy: .....  | 66                   |
| Pathology and Laboratory: .....                              | 126                  |
| Dietary/Housekeeping/Maintenance: .....                      | 302                  |
| <b>Total Employee Payroll: .....</b>                         | <b>\$230,710,000</b> |
| <b>Estimated State Income Taxes Paid by Employees: .....</b> | <b>\$12,746,700</b>  |

▪ **Purchased Services of \$62,352,000, including:**

|  |
|--|
| Contracted Labor: \$30,260,000                     |
| Pharmaceutical Drugs: \$19,996,000                 |
| Dietary/Laundry/Housekeeping Supplies: \$5,102,000 |
| Building Supplies: \$688,000                       |
| Utilities: \$6,306,000 including:                  |
| \$1,230,000 in Electric                            |
| \$1,403,000 in Oil & Gas                           |
| \$3,673,000 in Water/Sewage/Disposal               |

## ANNUAL CONTRIBUTIONS AS A HEALTHCARE SAFETY NET

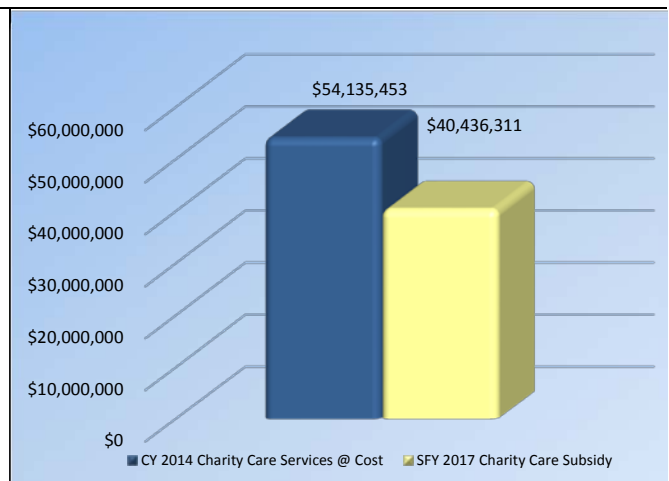
- Hospitals also give back to the community by serving as the primary source of medical services for the state's 700,000 uninsured, thus serving as the healthcare safety net for the most needy.
- In 2015, uninsured patients presented at University Hospital on 130,166 occasions.
- New Jersey's general hospitals are predominantly not-for-profit entities — any excess revenue over expenses is returned to the community in the form of new medical technology, expanded hospital services, maintenance and expansion of physical infrastructure and the enhanced ability to hire and maintain skilled workforce.

### ANNUAL TAXES

**University Hospital pays \$4,828,100 annually in taxes including:**

- 0.53 Percent Assessment: \$4,235,800
- Adjusted Admissions Assessment: \$237,100
- Newborn Screening Fees: \$355,100
- Other assessments such as New Jersey Poison Information & Education System (NJPIES) and Maternal and Child Health Consortium Assessment
- In addition, hospitals support their local municipalities through voluntary, negotiated payments and in-kind contributions.

### SFY 2017 CHARITY CARE SUBSIDY SHORTFALL



# University Medical Center of Princeton at Plainsboro

## ANNUAL CONTRIBUTIONS TO THE LOCAL AND STATE ECONOMY

**Total Expenditures: \$413,016,000**

▪ **2,233 full-time equivalent jobs, including:**

|  |                      |
|--|----------------------|
| Nursing: .....   | 587                  |
| Therapy: .....   | 87                   |
| Radiology: .....   | 86                   |
| Pharmacy: .....  | 44                   |
| Pathology and Laboratory: .....                              | 89                   |
| Dietary/Housekeeping/Maintenance: .....                      | 174                  |
| <b>Total Employee Payroll: .....</b>                         | <b>\$147,149,000</b> |
| <b>Estimated State Income Taxes Paid by Employees: .....</b> | <b>\$8,130,000</b>   |

▪ **Purchased Services of \$55,557,000, including:**

|  |
|--|
| Contracted Labor: \$31,263,000                     |
| Pharmaceutical Drugs: \$16,369,000                 |
| Dietary/Laundry/Housekeeping Supplies: \$1,358,000 |
| Building Supplies: \$59,000                        |
| Utilities: \$6,508,000 including:                  |
| \$5,406,000 in Electric                            |
| \$49,000 in Oil & Gas                              |
| \$1,053,000 in Water/Sewage/Disposal               |

## ANNUAL CONTRIBUTIONS AS A HEALTHCARE SAFETY NET

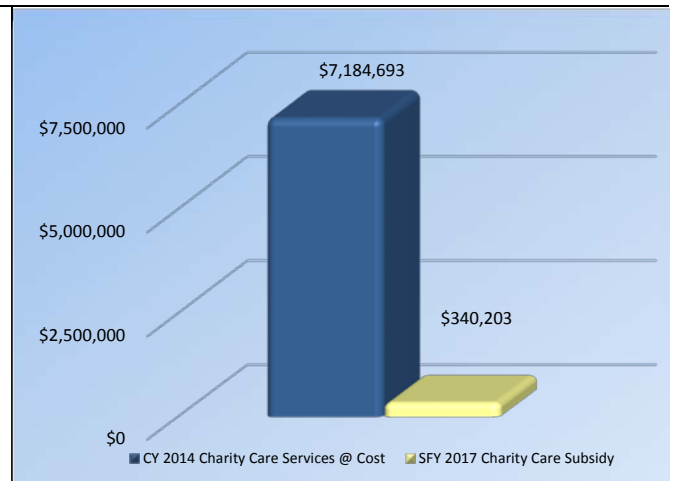
- Hospitals also give back to the community by serving as the primary source of medical services for the state's 700,000 uninsured, thus serving as the healthcare safety net for the most needy.
- In 2015, uninsured patients presented at University Medical Center of Princeton at Plainsboro on 20,818 occasions.
- New Jersey's general hospitals are predominantly not-for-profit entities — any excess revenue over expenses is returned to the community in the form of new medical technology, expanded hospital services, maintenance and expansion of physical infrastructure and the enhanced ability to hire and maintain skilled workforce.

### ANNUAL TAXES

**University Medical Center of Princeton at Plainsboro pays \$2,877,200 annually in taxes including:**

- 0.53 Percent Assessment: \$2,220,500
- Adjusted Admissions Assessment: \$455,700
- Newborn Screening Fees: \$201,100
- Other assessments such as New Jersey Poison Information & Education System (NJPIES) and Maternal and Child Health Consortium Assessment
- In addition, hospitals support their local municipalities through voluntary, negotiated payments and in-kind contributions.

### SFY 2017 CHARITY CARE SUBSIDY SHORTFALL





# Valley Hospital

## ANNUAL CONTRIBUTIONS TO THE LOCAL AND STATE ECONOMY

**Total Expenditures: \$602,618,000**

▪ **2,985 full-time equivalent jobs, including:**

|  |                      |
|--|----------------------|
| Nursing: .....   | 816                  |
| Therapy: .....   | 109                  |
| Radiology: .....   | 246                  |
| Pharmacy: .....  | 69                   |
| Pathology and Laboratory: .....                              | 159                  |
| Dietary/Housekeeping/Maintenance: .....                      | 284                  |
| <b>Total Employee Payroll: .....</b>                         | <b>\$242,480,000</b> |
| <b>Estimated State Income Taxes Paid by Employees: .....</b> | <b>\$13,397,000</b>  |

▪ **Purchased Services of \$105,204,000, including:**

|  |
|--|
| Contracted Labor: \$49,282,000                     |
| Pharmaceutical Drugs: \$44,962,000                 |
| Dietary/Laundry/Housekeeping Supplies: \$4,442,000 |
| Building Supplies: \$262,000                       |
| Utilities: \$6,256,000 including:                  |
| \$4,502,000 in Electric                            |
| \$956,000 in Oil & Gas                             |
| \$798,000 in Water/Sewage/Disposal                 |

## ANNUAL CONTRIBUTIONS AS A HEALTHCARE SAFETY NET

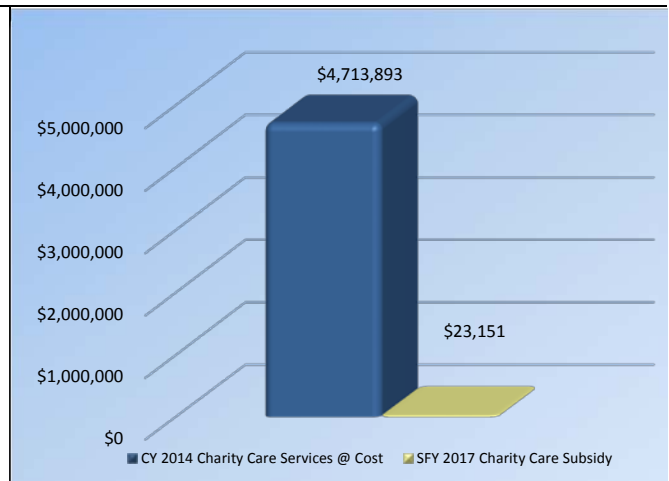
- Hospitals also give back to the community by serving as the primary source of medical services for the state's 700,000 uninsured, thus serving as the healthcare safety net for the most needy.
- In 2015, uninsured patients presented at Valley Hospital on 22,116 occasions.
- New Jersey's general hospitals are predominantly not-for-profit entities — any excess revenue over expenses is returned to the community in the form of new medical technology, expanded hospital services, maintenance and expansion of physical infrastructure and the enhanced ability to hire and maintain skilled workforce.

### ANNUAL TAXES

**Valley Hospital pays \$4,432,500 annually in taxes including:**

- 0.53 Percent Assessment: \$3,643,900
- Adjusted Admissions Assessment: \$524,300
- Newborn Screening Fees: \$264,300
- Other assessments such as New Jersey Poison Information & Education System (NJPIES) and Maternal and Child Health Consortium Assessment
- In addition, hospitals support their local municipalities through voluntary, negotiated payments and in-kind contributions.

### SFY 2017 CHARITY CARE SUBSIDY SHORTFALL



# Virtua Marlton

## ANNUAL CONTRIBUTIONS TO THE LOCAL AND STATE ECONOMY

### Total Expenditures: \$152,142,000

#### 738 full-time equivalent jobs, including:

|  |                     |
|--|---------------------|
| Nursing: .....   | 331                 |
| Therapy: .....   | 33                  |
| Radiology: .....   | 35                  |
| Pharmacy: .....  | 22                  |
| Pathology and Laboratory: .....                              | 53                  |
| Dietary/Housekeeping/Maintenance: .....                      | 78                  |
| <b>Total Employee Payroll: .....</b>                         | <b>\$51,675,000</b> |
| <b>Estimated State Income Taxes Paid by Employees: .....</b> | <b>\$2,855,000</b>  |

#### Purchased Services of \$14,899,000, including:

|  |
|--|
| Contracted Labor: \$7,220,000                    |
| Pharmaceutical Drugs: \$4,855,000                |
| Dietary/Laundry/Housekeeping Supplies: \$563,000 |
| Building Supplies: \$554,000                     |
| Utilities: \$1,707,000 including:                |
| \$1,180,000 in Electric                          |
| \$210,000 in Oil & Gas                           |
| \$317,000 in Water/Sewage/Disposal               |

## ANNUAL CONTRIBUTIONS AS A HEALTHCARE SAFETY NET

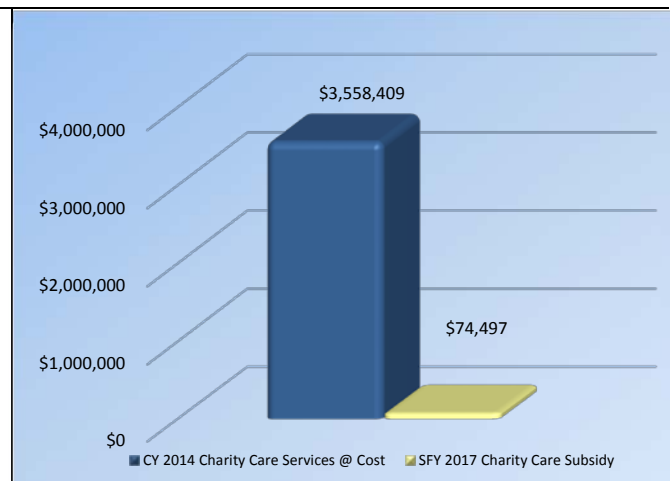
- Hospitals also give back to the community by serving as the primary source of medical services for the state's 700,000 uninsured, thus serving as the healthcare safety net for the most needy.
- In 2015, uninsured patients presented at Virtua Marlton on 1,196 occasions.
- New Jersey's general hospitals are predominantly not-for-profit entities — any excess revenue over expenses is returned to the community in the form of new medical technology, expanded hospital services, maintenance and expansion of physical infrastructure and the enhanced ability to hire and maintain skilled workforce.

### ANNUAL TAXES

#### Virtua Marlton pays \$1,058,900 annually in taxes including:

- 0.53 Percent Assessment: \$936,900
- Adjusted Admissions Assessment: \$121,900
- Newborn Screening Fees: \$0
- Other assessments such as New Jersey Poison Information & Education System (NJPIES) and Maternal and Child Health Consortium Assessment
- In addition, hospitals support their local municipalities through voluntary, negotiated payments and in-kind contributions.

### SFY 2017 CHARITY CARE SUBSIDY SHORTFALL



# Virtua Memorial

## ANNUAL CONTRIBUTIONS TO THE LOCAL AND STATE ECONOMY

**Total Expenditures: \$300,310,000**

▪ **1,527 full-time equivalent jobs, including:**

|  |                      |
|--|----------------------|
| Nursing: .....   | 540                  |
| Therapy: .....   | 61                   |
| Radiology: .....   | 89                   |
| Pharmacy: .....  | 38                   |
| Pathology and Laboratory: .....                              | 79                   |
| Dietary/Housekeeping/Maintenance: .....                      | 138                  |
| <b>Total Employee Payroll: .....</b>                         | <b>\$105,947,000</b> |
| <b>Estimated State Income Taxes Paid by Employees: .....</b> | <b>\$5,853,600</b>   |

▪ **Purchased Services of \$28,513,000, including:**

|  |
|--|
| Contracted Labor: \$13,251,000                     |
| Pharmaceutical Drugs: \$10,747,000                 |
| Dietary/Laundry/Housekeeping Supplies: \$1,082,000 |
| Building Supplies: \$370,000                       |
| Utilities: \$3,063,000 including:                  |
| \$2,328,000 in Electric                            |
| \$429,000 in Oil & Gas                             |
| \$306,000 in Water/Sewage/Disposal                 |

## ANNUAL CONTRIBUTIONS AS A HEALTHCARE SAFETY NET

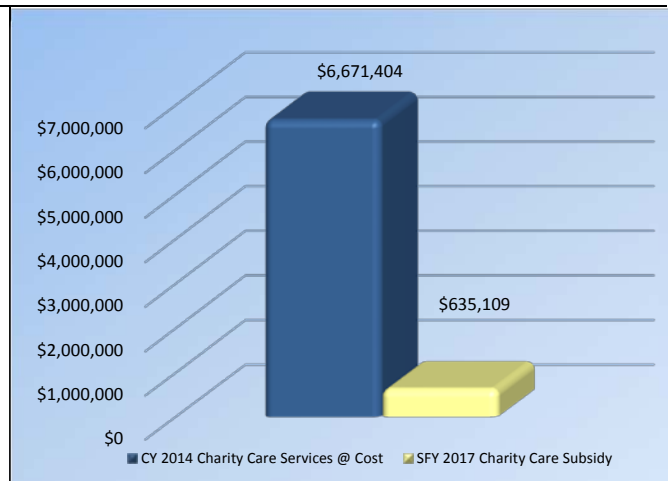
- Hospitals also give back to the community by serving as the primary source of medical services for the state's 700,000 uninsured, thus serving as the healthcare safety net for the most needy.
- In 2015, uninsured patients presented at Virtua Memorial on 7,178 occasions.
- New Jersey's general hospitals are predominantly not-for-profit entities — any excess revenue over expenses is returned to the community in the form of new medical technology, expanded hospital services, maintenance and expansion of physical infrastructure and the enhanced ability to hire and maintain skilled workforce.

### ANNUAL TAXES

**Virtua Memorial pays \$2,323,900 annually in taxes including:**

- 0.53 Percent Assessment: \$1,839,300
- Adjusted Admissions Assessment: \$301,600
- Newborn Screening Fees: \$183,000
- Other assessments such as New Jersey Poison Information & Education System (NJPIES) and Maternal and Child Health Consortium Assessment
- In addition, hospitals support their local municipalities through voluntary, negotiated payments and in-kind contributions.

### SFY 2017 CHARITY CARE SUBSIDY SHORTFALL



# Virtua Voorhees

## ANNUAL CONTRIBUTIONS TO THE LOCAL AND STATE ECONOMY

**Total Expenditures: \$535,666,000**

▪ **2,435 full-time equivalent jobs, including:**

|  |                      |
|--|----------------------|
| Nursing: .....   | 733                  |
| Therapy: .....   | 104                  |
| Radiology: .....   | 84                   |
| Pharmacy: .....  | 45                   |
| Pathology and Laboratory: .....                              | 112                  |
| Dietary/Housekeeping/Maintenance: .....                      | 240                  |
| <b>Total Employee Payroll: .....</b>                         | <b>\$166,142,000</b> |
| <b>Estimated State Income Taxes Paid by Employees: .....</b> | <b>\$9,179,300</b>   |

▪ **Purchased Services of \$50,230,000, including:**

|  |
|--|
| Contracted Labor: \$23,136,000                     |
| Pharmaceutical Drugs: \$18,604,000                 |
| Dietary/Laundry/Housekeeping Supplies: \$1,599,000 |
| Building Supplies: \$452,000                       |
| Utilities: \$6,439,000 including:                  |
| \$5,218,000 in Electric                            |
| \$662,000 in Oil & Gas                             |
| \$559,000 in Water/Sewage/Disposal                 |

## ANNUAL CONTRIBUTIONS AS A HEALTHCARE SAFETY NET

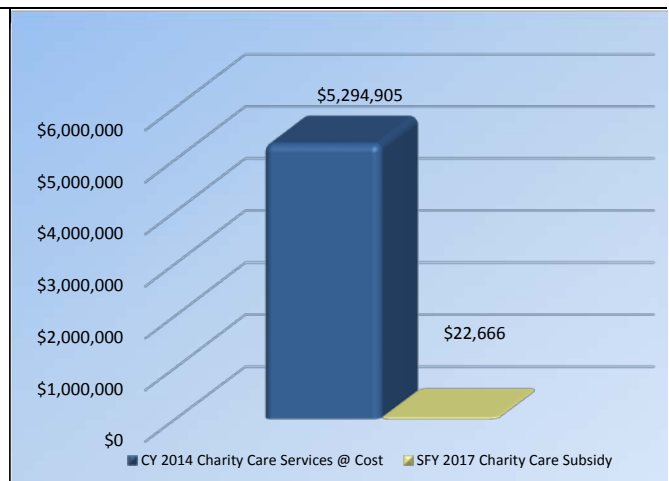
- Hospitals also give back to the community by serving as the primary source of medical services for the state's 700,000 uninsured, thus serving as the healthcare safety net for the most needy.
- In 2015, uninsured patients presented at Virtua Voorhees on 13,707 occasions.
- New Jersey's general hospitals are predominantly not-for-profit entities — any excess revenue over expenses is returned to the community in the form of new medical technology, expanded hospital services, maintenance and expansion of physical infrastructure and the enhanced ability to hire and maintain skilled workforce.

### ANNUAL TAXES

**Virtua Voorhees pays \$4,016,700 annually in taxes including:**

- 0.53 Percent Assessment: \$3,077,200
- Adjusted Admissions Assessment: \$482,300
- Newborn Screening Fees: \$457,100
- Other assessments such as New Jersey Poison Information & Education System (NJPIES) and Maternal and Child Health Consortium Assessment
- In addition, hospitals support their local municipalities through voluntary, negotiated payments and in-kind contributions.

### SFY 2017 CHARITY CARE SUBSIDY SHORTFALL



# Atlantic County Hospitals

## ANNUAL CONTRIBUTIONS TO THE LOCAL AND STATE ECONOMY

**Total Expenditures: \$831,941,000**

▪ **4,196 full-time equivalent jobs, including:**

|  |                      |
|--|----------------------|
| Nursing: .....   | 1,256                |
| Therapy: .....   | 89                   |
| Radiology: .....   | 253                  |
| Pharmacy: .....  | 107                  |
| Pathology and Laboratory: .....                              | 154                  |
| Dietary/Housekeeping/Maintenance: .....                      | 280                  |
| <b>Total Employee Payroll: .....</b>                         | <b>\$331,286,000</b> |
| <b>Estimated State Income Taxes Paid by Employees: .....</b> | <b>\$18,303,600</b>  |

▪ **Purchased Services of \$116,878,000, including:**

|  |
|--|
| Contracted Labor: \$52,733,000                     |
| Pharmaceutical Drugs: \$47,135,000                 |
| Dietary/Laundry/Housekeeping Supplies: \$5,319,000 |
| Building Supplies: \$448,000                       |
| Utilities: \$11,243,000 including:                 |
| \$7,442,000 in Electric                            |
| \$2,519,000 in Oil & Gas                           |
| \$1,282,000 in Water/Sewage/Disposal               |

## ANNUAL CONTRIBUTIONS AS A HEALTHCARE SAFETY NET

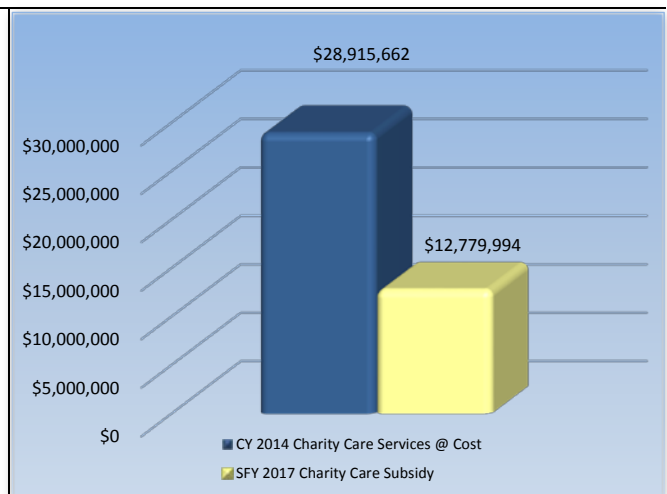
- Hospitals also give back to the community by serving as the primary source of medical services for the state's 700,000 uninsured, thus serving as the healthcare safety net for the most needy.
- In 2015, uninsured patients presented at Atlantic County Hospitals on 38,654 occasions.
- New Jersey's general hospitals are predominantly not-for-profit entities — any excess revenue over expenses is returned to the community in the form of new medical technology, expanded hospital services, maintenance and expansion of physical infrastructure and the enhanced ability to hire and maintain skilled workforce.

### ANNUAL TAXES

**Atlantic County Hospitals pay \$5,591,000 annually in taxes including:**

- 0.53 Percent Assessment: \$4,575,300
- Adjusted Admissions Assessment: \$719,100
- Newborn Screening Fees: \$296,600
- Other assessments such as New Jersey Poison Information & Education System (NJPIES) and Maternal and Child Health Consortium Assessment
- In addition, hospitals support their local municipalities through voluntary, negotiated payments and in-kind contributions.

### SFY 2017 CHARITY CARE SUBSIDY SHORTFALL



# Bergen County Hospitals

## ANNUAL CONTRIBUTIONS TO THE LOCAL AND STATE ECONOMY

**Total Expenditures: \$3,358,630,000**

▪ **16,526 full-time equivalent jobs, including:**

|  |                        |
|--|------------------------|
| Nursing: .....   | 3,861                  |
| Therapy: .....   | 489                    |
| Radiology: .....   | 1,409                  |
| Pharmacy: .....  | 367                    |
| Pathology and Laboratory: .....                              | 724                    |
| Dietary/Housekeeping/Maintenance: .....                      | 1,383                  |
| <b>Total Employee Payroll: .....</b>                         | <b>\$1,290,293,000</b> |
| <b>Estimated State Income Taxes Paid by Employees: .....</b> | <b>\$71,288,700</b>    |

▪ **Purchased Services of \$514,575,000, including:**

|   |
|---|
| Contracted Labor: \$171,545,000                     |
| Pharmaceutical Drugs: \$286,972,000                 |
| Dietary/Laundry/Housekeeping Supplies: \$20,272,000 |
| Building Supplies: \$1,802,000                      |
| Utilities: \$33,984,000 including:                  |
| \$23,623,000 in Electric                            |
| \$6,271,000 in Oil & Gas                            |
| \$4,090,000 in Water/Sewage/Disposal                |

## ANNUAL CONTRIBUTIONS AS A HEALTHCARE SAFETY NET

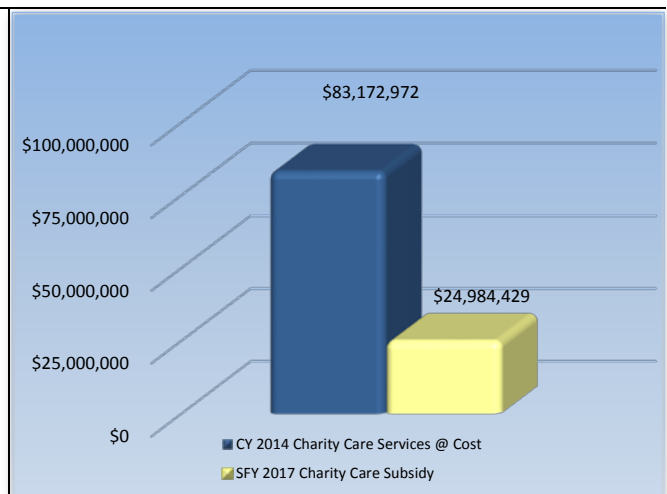
- Hospitals also give back to the community by serving as the primary source of medical services for the state's 700,000 uninsured, thus serving as the healthcare safety net for the most needy.
- In 2015, uninsured patients presented at Bergen County Hospitals on 170,755 occasions.
- New Jersey's general hospitals are predominantly not-for-profit entities — any excess revenue over expenses is returned to the community in the form of new medical technology, expanded hospital services, maintenance and expansion of physical infrastructure and the enhanced ability to hire and maintain skilled workforce.

### ANNUAL TAXES

**Bergen County Hospitals pay \$22,892,500 annually in taxes including:**

- 0.53 Percent Assessment: \$18,908,200
- Adjusted Admissions Assessment: \$2,805,500
- Newborn Screening Fees: \$1,178,800
- Other assessments such as New Jersey Poison Information & Education System (NJPIES) and Maternal and Child Health Consortium Assessment
- In addition, hospitals support their local municipalities through voluntary, negotiated payments and in-kind contributions.

### SFY 2017 CHARITY CARE SUBSIDY SHORTFALL



# Burlington County Hospitals

## ANNUAL CONTRIBUTIONS TO THE LOCAL AND STATE ECONOMY

**Total Expenditures: \$732,084,000**

▪ **3,811 full-time equivalent jobs, including:**

|  |                      |
|--|----------------------|
| Nursing: .....   | 1,242                |
| Therapy: .....   | 171                  |
| Radiology: .....   | 185                  |
| Pharmacy: .....  | 93                   |
| Pathology and Laboratory: .....                              | 200                  |
| Dietary/Housekeeping/Maintenance: .....                      | 368                  |
| <b>Total Employee Payroll: .....</b>                         | <b>\$270,120,000</b> |
| <b>Estimated State Income Taxes Paid by Employees: .....</b> | <b>\$14,924,100</b>  |

▪ **Purchased Services of \$76,094,000, including:**

|  |
|--|
| Contracted Labor: \$40,421,000                     |
| Pharmaceutical Drugs: \$22,687,000                 |
| Dietary/Laundry/Housekeeping Supplies: \$3,981,000 |
| Building Supplies: \$925,000                       |
| Utilities: \$8,080,000 including:                  |
| \$5,926,000 in Electric                            |
| \$1,212,000 in Oil & Gas                           |
| \$942,000 in Water/Sewage/Disposal                 |

## ANNUAL CONTRIBUTIONS AS A HEALTHCARE SAFETY NET

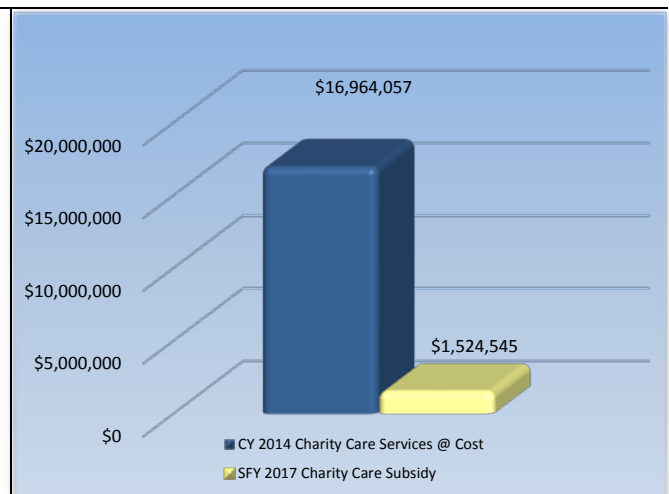
- Hospitals also give back to the community by serving as the primary source of medical services for the state's 700,000 uninsured, thus serving as the healthcare safety net for the most needy.
- In 2015, uninsured patients presented at Burlington County Hospitals on 18,192 occasions.
- New Jersey's general hospitals are predominantly not-for-profit entities — any excess revenue over expenses is returned to the community in the form of new medical technology, expanded hospital services, maintenance and expansion of physical infrastructure and the enhanced ability to hire and maintain skilled workforce.

### ANNUAL TAXES

**Burlington County Hospitals pay \$5,129,400 annually in taxes including:**

- 0.53 Percent Assessment: \$4,346,300
- Adjusted Admissions Assessment: \$600,100
- Newborn Screening Fees: \$183,000
- Other assessments such as New Jersey Poison Information & Education System (NJPIES) and Maternal and Child Health Consortium Assessment
- In addition, hospitals support their local municipalities through voluntary, negotiated payments and in-kind contributions.

### SFY 2017 CHARITY CARE SUBSIDY SHORTFALL



# Camden County Hospitals

## ANNUAL CONTRIBUTIONS TO THE LOCAL AND STATE ECONOMY

**Total Expenditures: \$1,858,512,000**

▪ **9,331 full-time equivalent jobs, including:**

|  |                      |
|--|----------------------|
| Nursing: .....   | 2,445                |
| Therapy: .....   | 378                  |
| Radiology: .....   | 360                  |
| Pharmacy: .....  | 177                  |
| Pathology and Laboratory: .....                              | 378                  |
| Dietary/Housekeeping/Maintenance: .....                      | 868                  |
| <b>Total Employee Payroll: .....</b>                         | <b>\$706,987,000</b> |
| <b>Estimated State Income Taxes Paid by Employees: .....</b> | <b>\$39,061,000</b>  |

▪ **Purchased Services of \$202,212,000, including:**

|  |
|--|
| Contracted Labor: \$110,240,000                    |
| Pharmaceutical Drugs: \$60,112,000                 |
| Dietary/Laundry/Housekeeping Supplies: \$9,487,000 |
| Building Supplies: \$496,000                       |
| Utilities: \$21,877,000 including:                 |
| \$15,125,000 in Electric                           |
| \$3,512,000 in Oil & Gas                           |
| \$3,240,000 in Water/Sewage/Disposal               |

## ANNUAL CONTRIBUTIONS AS A HEALTHCARE SAFETY NET

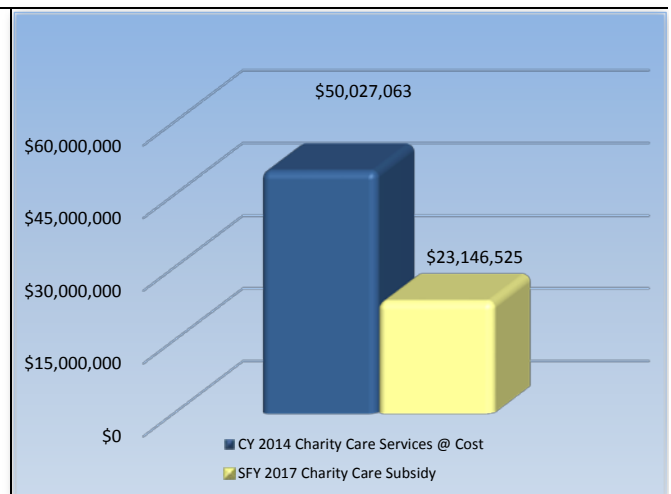
- Hospitals also give back to the community by serving as the primary source of medical services for the state's 700,000 uninsured, thus serving as the healthcare safety net for the most needy.
- In 2015, uninsured patients presented at Camden County Hospitals on 52,270 occasions.
- New Jersey's general hospitals are predominantly not-for-profit entities — any excess revenue over expenses is returned to the community in the form of new medical technology, expanded hospital services, maintenance and expansion of physical infrastructure and the enhanced ability to hire and maintain skilled workforce.

### ANNUAL TAXES

**Camden County Hospitals pay \$12,960,800 annually in taxes including:**

- 0.53 Percent Assessment: \$10,905,100
- Adjusted Admissions Assessment: \$1,358,800
- Newborn Screening Fees: \$697,000
- Other assessments such as New Jersey Poison Information & Education System (NJPIES) and Maternal and Child Health Consortium Assessment
- In addition, hospitals support their local municipalities through voluntary, negotiated payments and in-kind contributions.

### SFY 2017 CHARITY CARE SUBSIDY SHORTFALL





# Cape May County Hospitals

## ANNUAL CONTRIBUTIONS TO THE LOCAL AND STATE ECONOMY

**Total Expenditures: \$114,944,000**

▪ **774 full-time equivalent jobs, including:**

|  |                     |
|--|---------------------|
| Nursing: .....   | 170                 |
| Therapy: .....   | 38                  |
| Radiology: .....   | 58                  |
| Pharmacy: .....  | 20                  |
| Pathology and Laboratory: .....                              | 61                  |
| Dietary/Housekeeping/Maintenance: .....                      | 56                  |
| <b>Total Employee Payroll: .....</b>                         | <b>\$50,467,000</b> |
| <b>Estimated State Income Taxes Paid by Employees: .....</b> | <b>\$2,788,300</b>  |

▪ **Purchased Services of \$20,267,000, including:**

|  |
|--|
| Contracted Labor: \$12,965,000                   |
| Pharmaceutical Drugs: \$4,529,000                |
| Dietary/Laundry/Housekeeping Supplies: \$672,000 |
| Building Supplies: \$21,000                      |
| Utilities: \$2,080,000 including:                |
| \$1,430,000 in Electric                          |
| \$321,000 in Oil & Gas                           |
| \$329,000 in Water/Sewage/Disposal               |

## ANNUAL CONTRIBUTIONS AS A HEALTHCARE SAFETY NET

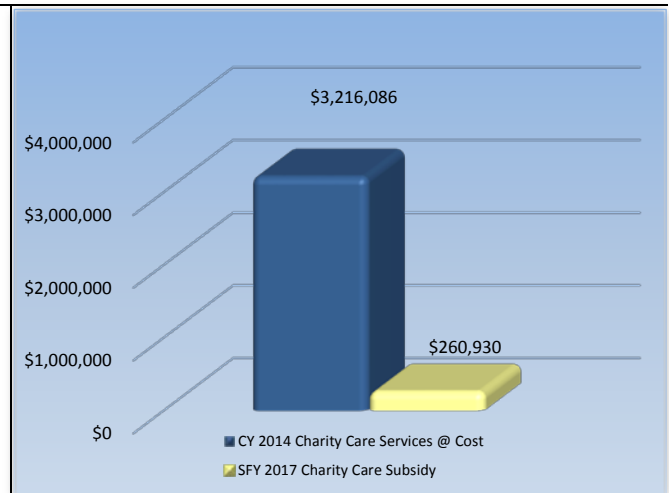
- Hospitals also give back to the community by serving as the primary source of medical services for the state's 700,000 uninsured, thus serving as the healthcare safety net for the most needy.
- In 2015, uninsured patients presented at Cape May County Hospitals on 14,021 occasions.
- New Jersey's general hospitals are predominantly not-for-profit entities — any excess revenue over expenses is returned to the community in the form of new medical technology, expanded hospital services, maintenance and expansion of physical infrastructure and the enhanced ability to hire and maintain skilled workforce.

### ANNUAL TAXES

**Cape May County Hospitals pay \$866,900 annually in taxes including:**

- 0.53 Percent Assessment: \$642,900
- Adjusted Admissions Assessment: \$183,100
- Newborn Screening Fees: \$41,000
- Other assessments such as New Jersey Poison Information & Education System (NJPIES) and Maternal and Child Health Consortium Assessment
- In addition, hospitals support their local municipalities through voluntary, negotiated payments and in-kind contributions.

### SFY 2017 CHARITY CARE SUBSIDY SHORTFALL



# *Cumberland County Hospitals*

## ANNUAL CONTRIBUTIONS TO THE LOCAL AND STATE ECONOMY

**Total Expenditures: \$340,389,000**

▪ **2,147 full-time equivalent jobs, including:**

|  |                      |
|--|----------------------|
| Nursing: .....   | 573                  |
| Therapy: .....   | 43                   |
| Radiology: .....   | 174                  |
| Pharmacy: .....  | 32                   |
| Pathology and Laboratory: .....                              | 86                   |
| Dietary/Housekeeping/Maintenance: .....                      | 196                  |
| <b>Total Employee Payroll: .....</b>                         | <b>\$141,381,000</b> |
| <b>Estimated State Income Taxes Paid by Employees: .....</b> | <b>\$7,811,300</b>   |

▪ **Purchased Services of \$40,975,000, including:**

|  |
|--|
| Contracted Labor: \$25,843,000                     |
| Pharmaceutical Drugs: \$8,079,000                  |
| Dietary/Laundry/Housekeeping Supplies: \$2,367,000 |
| Building Supplies: \$38,000                        |
| Utilities: \$4,648,000 including:                  |
| \$3,294,000 in Electric                            |
| \$874,000 in Oil & Gas                             |
| \$480,000 in Water/Sewage/Disposal                 |

## ANNUAL CONTRIBUTIONS AS A HEALTHCARE SAFETY NET

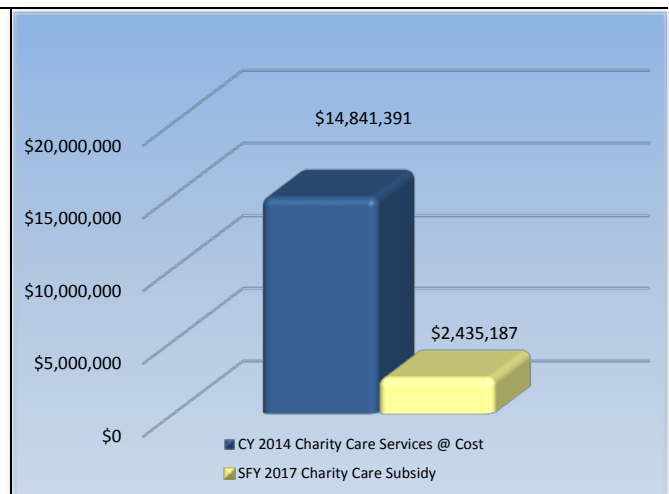
- Hospitals also give back to the community by serving as the primary source of medical services for the state's 700,000 uninsured, thus serving as the healthcare safety net for the most needy.
- In 2015, uninsured patients presented at Cumberland County Hospitals on 23,328 occasions.
- New Jersey's general hospitals are predominantly not-for-profit entities — any excess revenue over expenses is returned to the community in the form of new medical technology, expanded hospital services, maintenance and expansion of physical infrastructure and the enhanced ability to hire and maintain skilled workforce.

### ANNUAL TAXES

**Cumberland County Hospitals pay \$2,518,000 annually in taxes including:**

- 0.53 Percent Assessment: \$1,998,700
- Adjusted Admissions Assessment: \$339,200
- Newborn Screening Fees: \$180,200
- Other assessments such as New Jersey Poison Information & Education System (NJPIES) and Maternal and Child Health Consortium Assessment
- In addition, hospitals support their local municipalities through voluntary, negotiated payments and in-kind contributions.

### SFY 2017 CHARITY CARE SUBSIDY SHORTFALL



# Essex County Hospitals

## ANNUAL CONTRIBUTIONS TO THE LOCAL AND STATE ECONOMY

**Total Expenditures: \$2,913,213,000**

▪ **13,793 full-time equivalent jobs, including:**

|  |                        |
|--|------------------------|
| Nursing: .....   | 3,738                  |
| Therapy: .....   | 620                    |
| Radiology: .....   | 624                    |
| Pharmacy: .....  | 297                    |
| Pathology and Laboratory: .....                              | 560                    |
| Dietary/Housekeeping/Maintenance: .....                      | 1,151                  |
| <b>Total Employee Payroll: .....</b>                         | <b>\$1,028,924,000</b> |
| <b>Estimated State Income Taxes Paid by Employees: .....</b> | <b>\$56,848,100</b>    |

▪ **Purchased Services of \$397,889,000, including:**

|   |
|---|
| Contracted Labor: \$188,717,000                     |
| Pharmaceutical Drugs: \$159,386,000                 |
| Dietary/Laundry/Housekeeping Supplies: \$15,461,000 |
| Building Supplies: \$4,501,000                      |
| Utilities: \$29,824,000 including:                  |
| \$17,345,000 in Electric                            |
| \$5,788,000 in Oil & Gas                            |
| \$6,691,000 in Water/Sewage/Disposal                |

## ANNUAL CONTRIBUTIONS AS A HEALTHCARE SAFETY NET

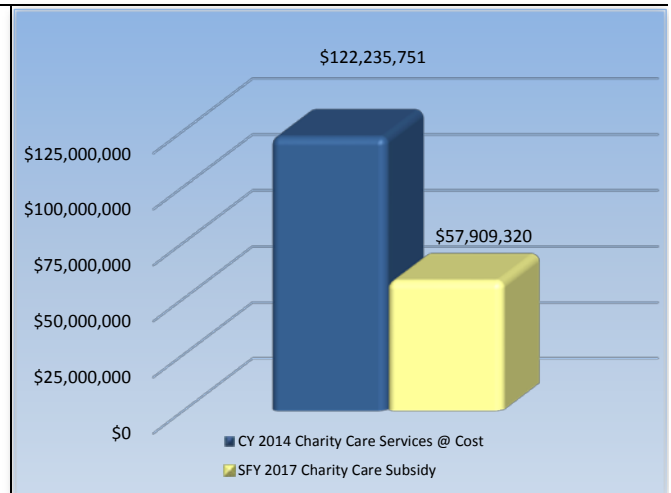
- Hospitals also give back to the community by serving as the primary source of medical services for the state's 700,000 uninsured, thus serving as the healthcare safety net for the most needy.
- In 2015, uninsured patients presented at Essex County Hospitals on 253,226 occasions.
- New Jersey's general hospitals are predominantly not-for-profit entities — any excess revenue over expenses is returned to the community in the form of new medical technology, expanded hospital services, maintenance and expansion of physical infrastructure and the enhanced ability to hire and maintain skilled workforce.

### ANNUAL TAXES

**Essex County Hospitals pay \$19,368,000 annually in taxes including:**

- 0.53 Percent Assessment: \$16,090,200
- Adjusted Admissions Assessment: \$1,799,800
- Newborn Screening Fees: \$1,478,000
- Other assessments such as New Jersey Poison Information & Education System (NJPIES) and Maternal and Child Health Consortium Assessment
- In addition, hospitals support their local municipalities through voluntary, negotiated payments and in-kind contributions.

### SFY 2017 CHARITY CARE SUBSIDY SHORTFALL



# Gloucester County Hospitals

## ANNUAL CONTRIBUTIONS TO THE LOCAL AND STATE ECONOMY

**Total Expenditures: \$446,527,000**

▪ **2,705 full-time equivalent jobs, including:**

|  |                      |
|--|----------------------|
| Nursing: .....   | 768                  |
| Therapy: .....   | 85                   |
| Radiology: .....   | 155                  |
| Pharmacy: .....  | 56                   |
| Pathology and Laboratory: .....                              | 124                  |
| Dietary/Housekeeping/Maintenance: .....                      | 246                  |
| <b>Total Employee Payroll: .....</b>                         | <b>\$181,693,000</b> |
| <b>Estimated State Income Taxes Paid by Employees: .....</b> | <b>\$10,038,500</b>  |

▪ **Purchased Services of \$71,339,000, including:**

|  |
|--|
| Contracted Labor: \$43,655,000                     |
| Pharmaceutical Drugs: \$17,277,000                 |
| Dietary/Laundry/Housekeeping Supplies: \$4,521,000 |
| Building Supplies: \$23,000                        |
| Utilities: \$5,863,000 including:                  |
| \$3,956,000 in Electric                            |
| \$1,076,000 in Oil & Gas                           |
| \$831,000 in Water/Sewage/Disposal                 |

## ANNUAL CONTRIBUTIONS AS A HEALTHCARE SAFETY NET

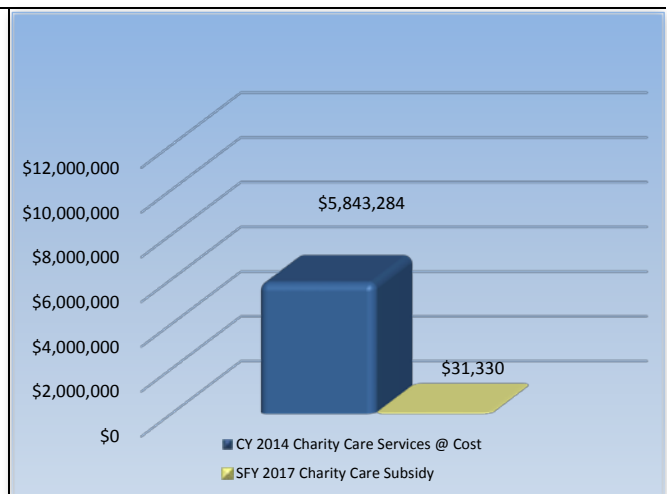
- Hospitals also give back to the community by serving as the primary source of medical services for the state's 700,000 uninsured, thus serving as the healthcare safety net for the most needy.
- In 2015, uninsured patients presented at Gloucester County Hospitals on 16,097 occasions.
- New Jersey's general hospitals are predominantly not-for-profit entities — any excess revenue over expenses is returned to the community in the form of new medical technology, expanded hospital services, maintenance and expansion of physical infrastructure and the enhanced ability to hire and maintain skilled workforce.

### ANNUAL TAXES

**Gloucester County Hospitals pay \$2,842,200 annually in taxes including:**

- 0.53 Percent Assessment: \$2,222,300
- Adjusted Admissions Assessment: \$413,100
- Newborn Screening Fees: \$206,700
- Other assessments such as New Jersey Poison Information & Education System (NJPIES) and Maternal and Child Health Consortium Assessment
- In addition, hospitals support their local municipalities through voluntary, negotiated payments and in-kind contributions.

### SFY 2017 CHARITY CARE SUBSIDY SHORTFALL



# Hudson County Hospitals

## ANNUAL CONTRIBUTIONS TO THE LOCAL AND STATE ECONOMY

**Total Expenditures: \$1,236,314,000**

▪ **6,324 full-time equivalent jobs, including:**

|  |                      |
|--|----------------------|
| Nursing: .....   | 1,651                |
| Therapy: .....   | 201                  |
| Radiology: .....   | 272                  |
| Pharmacy: .....  | 132                  |
| Pathology and Laboratory: .....                              | 216                  |
| Dietary/Housekeeping/Maintenance: .....                      | 715                  |
| <b>Total Employee Payroll: .....</b>                         | <b>\$456,536,000</b> |
| <b>Estimated State Income Taxes Paid by Employees: .....</b> | <b>\$25,223,600</b>  |

▪ **Purchased Services of \$281,874,000, including:**

|  |
|--|
| Contracted Labor: \$218,293,000                    |
| Pharmaceutical Drugs: \$41,875,000                 |
| Dietary/Laundry/Housekeeping Supplies: \$7,455,000 |
| Building Supplies: \$1,637,000                     |
| Utilities: \$12,614,000 including:                 |
| \$8,095,000 in Electric                            |
| \$2,044,000 in Oil & Gas                           |
| \$2,475,000 in Water/Sewage/Disposal               |

## ANNUAL CONTRIBUTIONS AS A HEALTHCARE SAFETY NET

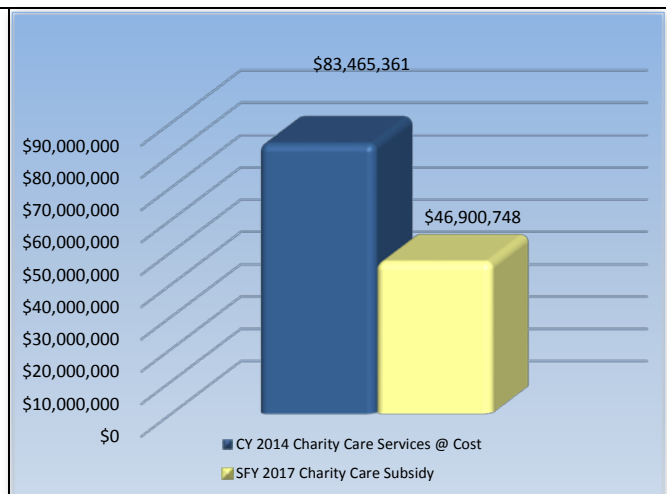
- Hospitals also give back to the community by serving as the primary source of medical services for the state's 700,000 uninsured, thus serving as the healthcare safety net for the most needy.
- In 2015, uninsured patients presented at Hudson County Hospitals on 112,151 occasions.
- New Jersey's general hospitals are predominantly not-for-profit entities — any excess revenue over expenses is returned to the community in the form of new medical technology, expanded hospital services, maintenance and expansion of physical infrastructure and the enhanced ability to hire and maintain skilled workforce.

### ANNUAL TAXES

**Hudson County Hospitals pay \$8,484,100 annually in taxes including:**

- 0.53 Percent Assessment: \$6,898,600
- Adjusted Admissions Assessment: \$891,800
- Newborn Screening Fees: \$693,800
- Other assessments such as New Jersey Poison Information & Education System (NJPIES) and Maternal and Child Health Consortium Assessment
- In addition, hospitals support their local municipalities through voluntary, negotiated payments and in-kind contributions.

### SFY 2017 CHARITY CARE SUBSIDY SHORTFALL



# Hunterdon County Hospitals

## ANNUAL CONTRIBUTIONS TO THE LOCAL AND STATE ECONOMY

**Total Expenditures: \$276,668,000**

▪ **1,689 full-time equivalent jobs, including:**

|  |                      |
|--|----------------------|
| Nursing: .....   | 267                  |
| Therapy: .....   | 71                   |
| Radiology: .....   | 108                  |
| Pharmacy: .....  | 26                   |
| Pathology and Laboratory: .....                              | 71                   |
| Dietary/Housekeeping/Maintenance: .....                      | 129                  |
| <b>Total Employee Payroll: .....</b>                         | <b>\$128,957,000</b> |
| <b>Estimated State Income Taxes Paid by Employees: .....</b> | <b>\$7,124,900</b>   |

▪ **Purchased Services of \$15,167,000, including:**

|  |
|--|
| Contracted Labor: \$4,826,000                      |
| Pharmaceutical Drugs: \$6,260,000                  |
| Dietary/Laundry/Housekeeping Supplies: \$1,007,000 |
| Building Supplies: \$319,000                       |
| Utilities: \$2,755,000 including:                  |
| \$1,752,000 in Electric                            |
| \$609,000 in Oil & Gas                             |
| \$394,000 in Water/Sewage/Disposal                 |

## ANNUAL CONTRIBUTIONS AS A HEALTHCARE SAFETY NET

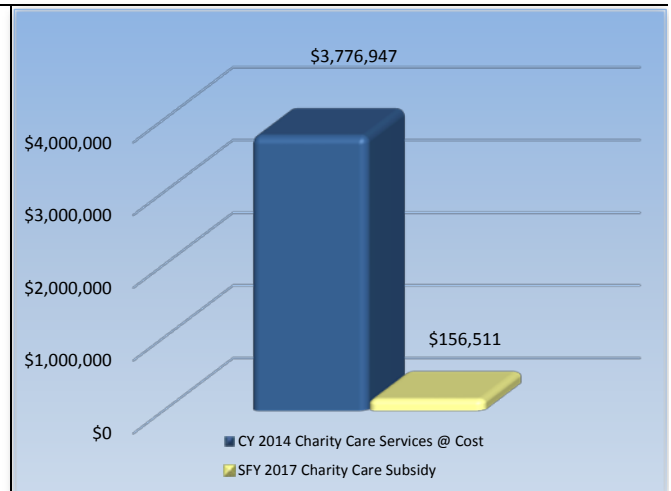
- Hospitals also give back to the community by serving as the primary source of medical services for the state's 700,000 uninsured, thus serving as the healthcare safety net for the most needy.
- In 2015, uninsured patients presented at Hunterdon County Hospitals on 18,036 occasions.
- New Jersey's general hospitals are predominantly not-for-profit entities — any excess revenue over expenses is returned to the community in the form of new medical technology, expanded hospital services, maintenance and expansion of physical infrastructure and the enhanced ability to hire and maintain skilled workforce.

### ANNUAL TAXES

**Hunterdon County Hospitals pay \$1,843,900 annually in taxes including:**

- 0.53 Percent Assessment: \$1,509,300
- Adjusted Admissions Assessment: \$254,100
- Newborn Screening Fees: \$80,600
- Other assessments such as New Jersey Poison Information & Education System (NJPIES) and Maternal and Child Health Consortium Assessment
- In addition, hospitals support their local municipalities through voluntary, negotiated payments and in-kind contributions.

### SFY 2017 CHARITY CARE SUBSIDY SHORTFALL



# Mercer County Hospitals

## ANNUAL CONTRIBUTIONS TO THE LOCAL AND STATE ECONOMY

**Total Expenditures: \$971,371,000**

▪ **4,992 full-time equivalent jobs, including:**

|  |                      |
|--|----------------------|
| Nursing: .....   | 1,394                |
| Therapy: .....   | 225                  |
| Radiology: .....   | 272                  |
| Pharmacy: .....  | 111                  |
| Pathology and Laboratory: .....                              | 181                  |
| Dietary/Housekeeping/Maintenance: .....                      | 354                  |
| <b>Total Employee Payroll: .....</b>                         | <b>\$362,270,000</b> |
| <b>Estimated State Income Taxes Paid by Employees: .....</b> | <b>\$20,015,400</b>  |

▪ **Purchased Services of \$136,733,000, including:**

|  |
|--|
| Contracted Labor: \$71,231,000                     |
| Pharmaceutical Drugs: \$45,084,000                 |
| Dietary/Laundry/Housekeeping Supplies: \$6,156,000 |
| Building Supplies: \$85,000                        |
| Utilities: \$14,177,000 including:                 |
| \$10,011,000 in Electric                           |
| \$2,269,000 in Oil & Gas                           |
| \$1,965,000 in Water/Sewage/Disposal               |

## ANNUAL CONTRIBUTIONS AS A HEALTHCARE SAFETY NET

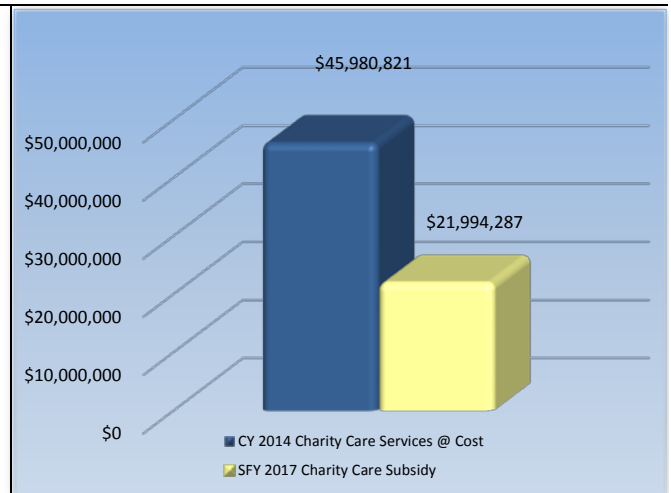
- Hospitals also give back to the community by serving as the primary source of medical services for the state's 700,000 uninsured, thus serving as the healthcare safety net for the most needy.
- In 2015, uninsured patients presented at Mercer County Hospitals on 124,347 occasions.
- New Jersey's general hospitals are predominantly not-for-profit entities — any excess revenue over expenses is returned to the community in the form of new medical technology, expanded hospital services, maintenance and expansion of physical infrastructure and the enhanced ability to hire and maintain skilled workforce.

### ANNUAL TAXES

**Mercer County Hospitals pay \$6,348,400 annually in taxes including:**

- 0.53 Percent Assessment: \$5,050,400
- Adjusted Admissions Assessment: \$739,100
- Newborn Screening Fees: \$558,900
- Other assessments such as New Jersey Poison Information & Education System (NJPIES) and Maternal and Child Health Consortium Assessment
- In addition, hospitals support their local municipalities through voluntary, negotiated payments and in-kind contributions.

### SFY 2017 CHARITY CARE SUBSIDY SHORTFALL



# Middlesex County Hospitals

## ANNUAL CONTRIBUTIONS TO THE LOCAL AND STATE ECONOMY

**Total Expenditures: \$2,520,752,000**

▪ **13,957 full-time equivalent jobs, including:**

|  |                      |
|--|----------------------|
| Nursing: .....   | 3,969                |
| Therapy: .....   | 415                  |
| Radiology: .....   | 607                  |
| Pharmacy: .....  | 290                  |
| Pathology and Laboratory: .....                              | 603                  |
| Dietary/Housekeeping/Maintenance: .....                      | 1,275                |
| <b>Total Employee Payroll: .....</b>                         | <b>\$985,424,000</b> |
| <b>Estimated State Income Taxes Paid by Employees: .....</b> | <b>\$54,444,700</b>  |

▪ **Purchased Services of \$341,645,000, including:**

|   |
|---|
| Contracted Labor: \$142,309,000                     |
| Pharmaceutical Drugs: \$152,915,000                 |
| Dietary/Laundry/Housekeeping Supplies: \$16,153,000 |
| Building Supplies: \$825,000                        |
| Utilities: \$30,750,000 including:                  |
| \$21,682,000 in Electric                            |
| \$4,253,000 in Oil & Gas                            |
| \$5,031,000 in Water/Sewage/Disposal                |

## ANNUAL CONTRIBUTIONS AS A HEALTHCARE SAFETY NET

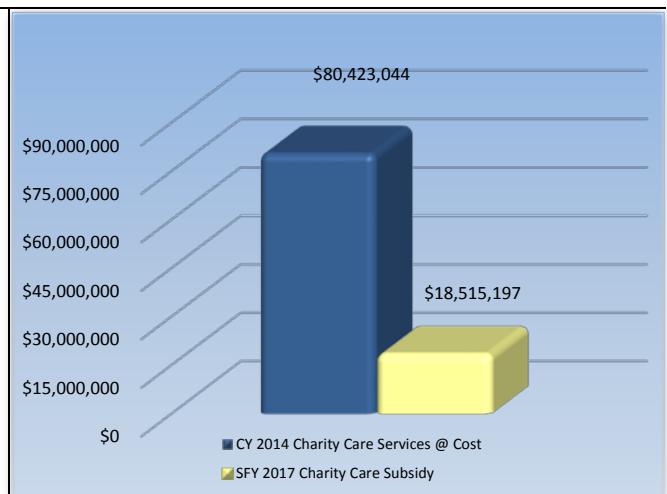
- Hospitals also give back to the community by serving as the primary source of medical services for the state's 700,000 uninsured, thus serving as the healthcare safety net for the most needy.
- In 2015, uninsured patients presented at Middlesex County Hospitals on 144,119 occasions.
- New Jersey's general hospitals are predominantly not-for-profit entities — any excess revenue over expenses is returned to the community in the form of new medical technology, expanded hospital services, maintenance and expansion of physical infrastructure and the enhanced ability to hire and maintain skilled workforce.

### ANNUAL TAXES

**Middlesex County Hospitals pay \$16,747,900 annually in taxes including:**

- 0.53 Percent Assessment: \$13,698,500
- Adjusted Admissions Assessment: \$1,945,200
- Newborn Screening Fees: \$1,104,100
- Other assessments such as New Jersey Poison Information & Education System (NJPIES) and Maternal and Child Health Consortium Assessment
- In addition, hospitals support their local municipalities through voluntary, negotiated payments and in-kind contributions.

### SFY 2017 CHARITY CARE SUBSIDY SHORTFALL





# *Monmouth County Hospitals*

## ANNUAL CONTRIBUTIONS TO THE LOCAL AND STATE ECONOMY

**Total Expenditures: \$1,659,259,000**

▪ **9,085 full-time equivalent jobs, including:**

|  |                      |
|--|----------------------|
| Nursing: .....   | 2,691                |
| Therapy: .....   | 328                  |
| Radiology: .....   | 475                  |
| Pharmacy: .....  | 219                  |
| Pathology and Laboratory: .....                              | 335                  |
| Dietary/Housekeeping/Maintenance: .....                      | 839                  |
| <b>Total Employee Payroll: .....</b>                         | <b>\$637,570,000</b> |
| <b>Estimated State Income Taxes Paid by Employees: .....</b> | <b>\$35,225,700</b>  |

▪ **Purchased Services of \$220,411,000, including:**

|  |
|--|
| Contracted Labor: \$89,471,000                     |
| Pharmaceutical Drugs: \$96,896,000                 |
| Dietary/Laundry/Housekeeping Supplies: \$9,578,000 |
| Building Supplies: \$5,418,000                     |
| Utilities: \$19,048,000 including:                 |
| \$11,081,000 in Electric                           |
| \$5,506,000 in Oil & Gas                           |
| \$2,461,000 in Water/Sewage/Disposal               |

## ANNUAL CONTRIBUTIONS AS A HEALTHCARE SAFETY NET

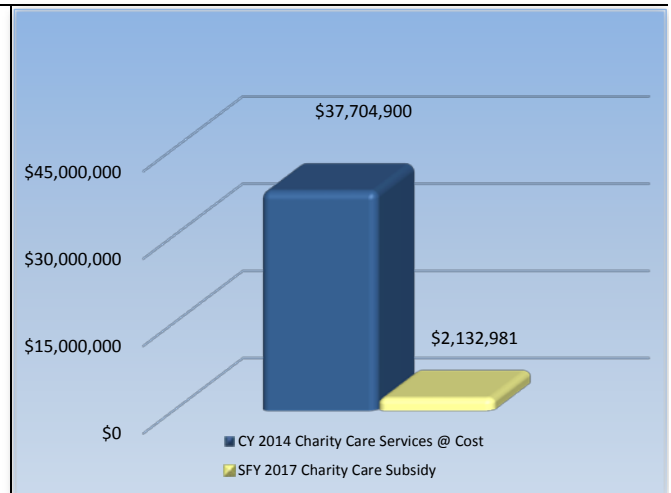
- Hospitals also give back to the community by serving as the primary source of medical services for the state's 700,000 uninsured, thus serving as the healthcare safety net for the most needy.
- In 2015, uninsured patients presented at Monmouth County Hospitals on 71,542 occasions.
- New Jersey's general hospitals are predominantly not-for-profit entities — any excess revenue over expenses is returned to the community in the form of new medical technology, expanded hospital services, maintenance and expansion of physical infrastructure and the enhanced ability to hire and maintain skilled workforce.

### ANNUAL TAXES

**Monmouth County Hospitals pay \$12,062,800 annually in taxes including:**

- 0.53 Percent Assessment: \$9,508,100
- Adjusted Admissions Assessment: \$1,395,400
- Newborn Screening Fees: \$1,159,300
- Other assessments such as New Jersey Poison Information & Education System (NJPIES) and Maternal and Child Health Consortium Assessment
- In addition, hospitals support their local municipalities through voluntary, negotiated payments and in-kind contributions.

### SFY 2017 CHARITY CARE SUBSIDY SHORTFALL



# Morris County Hospitals

## ANNUAL CONTRIBUTIONS TO THE LOCAL AND STATE ECONOMY

**Total Expenditures: \$1,667,505,000**

▪ **8,920 full-time equivalent jobs, including:**

|  |                      |
|--|----------------------|
| Nursing: .....   | 2,084                |
| Therapy: .....   | 370                  |
| Radiology: .....   | 440                  |
| Pharmacy: .....  | 171                  |
| Pathology and Laboratory: .....                              | 343                  |
| Dietary/Housekeeping/Maintenance: .....                      | 795                  |
| <b>Total Employee Payroll: .....</b>                         | <b>\$668,490,000</b> |
| <b>Estimated State Income Taxes Paid by Employees: .....</b> | <b>\$36,934,100</b>  |

▪ **Purchased Services of \$198,763,000, including:**

|  |
|--|
| Contracted Labor: \$75,210,000                     |
| Pharmaceutical Drugs: \$95,663,000                 |
| Dietary/Laundry/Housekeeping Supplies: \$9,121,000 |
| Building Supplies: \$1,629,000                     |
| Utilities: \$17,140,000 including:                 |
| \$13,968,000 in Electric                           |
| \$2,125,000 in Oil & Gas                           |
| \$1,047,000 in Water/Sewage/Disposal               |

## ANNUAL CONTRIBUTIONS AS A HEALTHCARE SAFETY NET

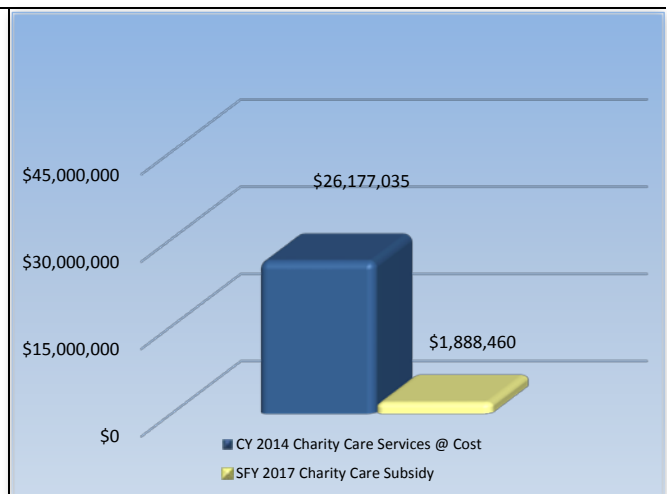
- Hospitals also give back to the community by serving as the primary source of medical services for the state's 700,000 uninsured, thus serving as the healthcare safety net for the most needy.
- In 2015, uninsured patients presented at Morris County Hospitals on 50,364 occasions.
- New Jersey's general hospitals are predominantly not-for-profit entities — any excess revenue over expenses is returned to the community in the form of new medical technology, expanded hospital services, maintenance and expansion of physical infrastructure and the enhanced ability to hire and maintain skilled workforce.

### ANNUAL TAXES

**Morris County Hospitals pay \$10,857,200 annually in taxes including:**

- 0.53 Percent Assessment: \$9,179,200
- Adjusted Admissions Assessment: \$1,118,400
- Newborn Screening Fees: \$559,500
- Other assessments such as New Jersey Poison Information & Education System (NJPIES) and Maternal and Child Health Consortium Assessment
- In addition, hospitals support their local municipalities through voluntary, negotiated payments and in-kind contributions.

### SFY 2017 CHARITY CARE SUBSIDY SHORTFALL



# Ocean County Hospitals

## ANNUAL CONTRIBUTIONS TO THE LOCAL AND STATE ECONOMY

**Total Expenditures: \$893,048,000**

▪ **4,881 full-time equivalent jobs, including:**

|  |                      |
|--|----------------------|
| Nursing: .....   | 1,513                |
| Therapy: .....   | 292                  |
| Radiology: .....   | 362                  |
| Pharmacy: .....  | 130                  |
| Pathology and Laboratory: .....                              | 227                  |
| Dietary/Housekeeping/Maintenance: .....                      | 483                  |
| <b>Total Employee Payroll: .....</b>                         | <b>\$336,594,000</b> |
| <b>Estimated State Income Taxes Paid by Employees: .....</b> | <b>\$18,596,800</b>  |

▪ **Purchased Services of \$137,667,000, including:**

|  |
|--|
| Contracted Labor: \$54,197,000                     |
| Pharmaceutical Drugs: \$64,581,000                 |
| Dietary/Laundry/Housekeeping Supplies: \$5,491,000 |
| Building Supplies: \$1,719,000                     |
| Utilities: \$11,679,000 including:                 |
| \$7,757,000 in Electric                            |
| \$2,396,000 in Oil & Gas                           |
| \$1,526,000 in Water/Sewage/Disposal               |

## ANNUAL CONTRIBUTIONS AS A HEALTHCARE SAFETY NET

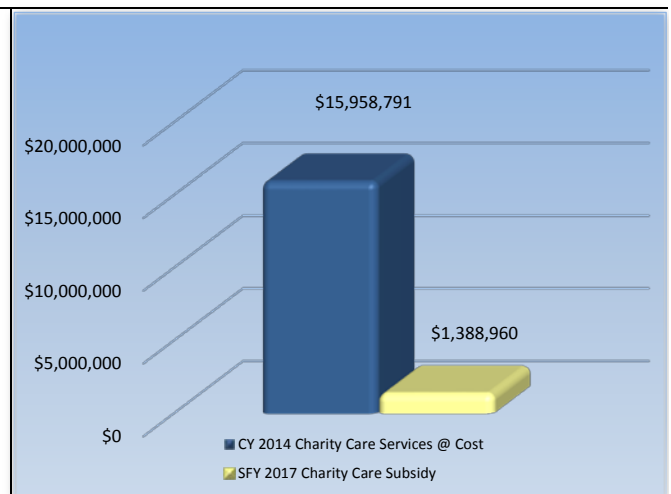
- Hospitals also give back to the community by serving as the primary source of medical services for the state's 700,000 uninsured, thus serving as the healthcare safety net for the most needy.
- In 2015, uninsured patients presented at Ocean County Hospitals on 32,929 occasions.
- New Jersey's general hospitals are predominantly not-for-profit entities — any excess revenue over expenses is returned to the community in the form of new medical technology, expanded hospital services, maintenance and expansion of physical infrastructure and the enhanced ability to hire and maintain skilled workforce.

### ANNUAL TAXES

**Ocean County Hospitals pay \$6,483,700 annually in taxes including:**

- 0.53 Percent Assessment: \$5,270,200
- Adjusted Admissions Assessment: \$855,500
- Newborn Screening Fees: \$357,900
- Other assessments such as New Jersey Poison Information & Education System (NJPIES) and Maternal and Child Health Consortium Assessment
- In addition, hospitals support their local municipalities through voluntary, negotiated payments and in-kind contributions.

### SFY 2017 CHARITY CARE SUBSIDY SHORTFALL



# Passaic County Hospitals

## ANNUAL CONTRIBUTIONS TO THE LOCAL AND STATE ECONOMY

**Total Expenditures: \$963,749,000**

▪ **5,223 full-time equivalent jobs, including:**

|  |                      |
|--|----------------------|
| Nursing: .....   | 1,361                |
| Therapy: .....   | 182                  |
| Radiology: .....   | 272                  |
| Pharmacy: .....  | 127                  |
| Pathology and Laboratory: .....                              | 154                  |
| Dietary/Housekeeping/Maintenance: .....                      | 442                  |
| <b>Total Employee Payroll: .....</b>                         | <b>\$390,824,000</b> |
| <b>Estimated State Income Taxes Paid by Employees: .....</b> | <b>\$21,593,000</b>  |

▪ **Purchased Services of \$145,143,000, including:**

|  |
|--|
| Contracted Labor: \$91,933,000                     |
| Pharmaceutical Drugs: \$35,759,000                 |
| Dietary/Laundry/Housekeeping Supplies: \$4,575,000 |
| Building Supplies: \$1,473,000                     |
| Utilities: \$11,403,000 including:                 |
| \$6,931,000 in Electric                            |
| \$2,349,000 in Oil & Gas                           |
| \$2,123,000 in Water/Sewage/Disposal               |

## ANNUAL CONTRIBUTIONS AS A HEALTHCARE SAFETY NET

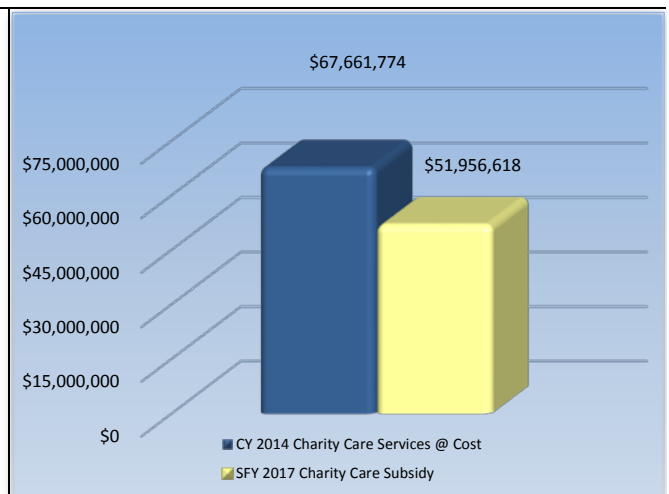
- Hospitals also give back to the community by serving as the primary source of medical services for the state's 700,000 uninsured, thus serving as the healthcare safety net for the most needy.
- In 2015, uninsured patients presented at Passaic County Hospitals on 122,041 occasions.
- New Jersey's general hospitals are predominantly not-for-profit entities — any excess revenue over expenses is returned to the community in the form of new medical technology, expanded hospital services, maintenance and expansion of physical infrastructure and the enhanced ability to hire and maintain skilled workforce.

### ANNUAL TAXES

**Passaic County Hospitals pay \$6,246,800 annually in taxes including:**

- 0.53 Percent Assessment: \$5,258,500
- Adjusted Admissions Assessment: \$632,700
- Newborn Screening Fees: \$355,600
- Other assessments such as New Jersey Poison Information & Education System (NJPIES) and Maternal and Child Health Consortium Assessment
- In addition, hospitals support their local municipalities through voluntary, negotiated payments and in-kind contributions.

### SFY 2017 CHARITY CARE SUBSIDY SHORTFALL



# Salem County Hospitals

## ANNUAL CONTRIBUTIONS TO THE LOCAL AND STATE ECONOMY

**Total Expenditures: \$127,486,000**

▪ **646 full-time equivalent jobs, including:**

|  |                     |
|--|---------------------|
| Nursing: .....   | 162                 |
| Therapy: .....   | 21                  |
| Radiology: .....   | 55                  |
| Pharmacy: .....  | 14                  |
| Pathology and Laboratory: .....                              | 34                  |
| Dietary/Housekeeping/Maintenance: .....                      | 69                  |
| <b>Total Employee Payroll: .....</b>                         | <b>\$43,125,000</b> |
| <b>Estimated State Income Taxes Paid by Employees: .....</b> | <b>\$2,382,700</b>  |

▪ **Purchased Services of \$17,439,000, including:**

|  |
|--|
| Contracted Labor: \$11,811,000                   |
| Pharmaceutical Drugs: \$2,439,000                |
| Dietary/Laundry/Housekeeping Supplies: \$747,000 |
| Building Supplies: \$79,000                      |
| Utilities: \$2,363,000 including:                |
| \$1,573,000 in Electric                          |
| \$406,000 in Oil & Gas                           |
| \$384,000 in Water/Sewage/Disposal               |

## ANNUAL CONTRIBUTIONS AS A HEALTHCARE SAFETY NET

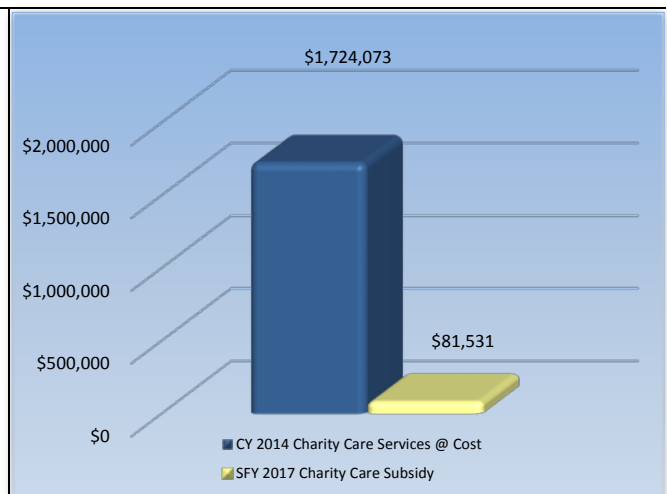
- Hospitals also give back to the community by serving as the primary source of medical services for the state's 700,000 uninsured, thus serving as the healthcare safety net for the most needy.
- In 2015, uninsured patients presented at Salem County Hospitals on 6,517 occasions.
- New Jersey's general hospitals are predominantly not-for-profit entities — any excess revenue over expenses is returned to the community in the form of new medical technology, expanded hospital services, maintenance and expansion of physical infrastructure and the enhanced ability to hire and maintain skilled workforce.

### ANNUAL TAXES

**Salem County Hospitals pay \$838,800 annually in taxes including:**

- 0.53 Percent Assessment: \$663,000
- Adjusted Admissions Assessment: \$149,500
- Newborn Screening Fees: \$26,300
- Other assessments such as New Jersey Poison Information & Education System (NJPIES) and Maternal and Child Health Consortium Assessment
- In addition, hospitals support their local municipalities through voluntary, negotiated payments and in-kind contributions.

### SFY 2017 CHARITY CARE SUBSIDY SHORTFALL



# Somerset County Hospitals

## ANNUAL CONTRIBUTIONS TO THE LOCAL AND STATE ECONOMY

**Total Expenditures: \$276,847,000**

▪ **1,684 full-time equivalent jobs, including:**

|  |                      |
|--|----------------------|
| Nursing: .....   | 493                  |
| Therapy: .....   | 111                  |
| Radiology: .....   | 101                  |
| Pharmacy: .....  | 36                   |
| Pathology and Laboratory: .....                              | 99                   |
| Dietary/Housekeeping/Maintenance: .....                      | 181                  |
| <b>Total Employee Payroll: .....</b>                         | <b>\$109,373,000</b> |
| <b>Estimated State Income Taxes Paid by Employees: .....</b> | <b>\$6,042,900</b>   |

▪ **Purchased Services of \$26,520,000, including:**

|  |
|--|
| Contracted Labor: \$8,506,000                      |
| Pharmaceutical Drugs: \$9,937,000                  |
| Dietary/Laundry/Housekeeping Supplies: \$2,634,000 |
| Building Supplies: \$718,000                       |
| Utilities: \$4,725,000 including:                  |
| \$2,817,000 in Electric                            |
| \$1,017,000 in Oil & Gas                           |
| \$891,000 in Water/Sewage/Disposal                 |

## ANNUAL CONTRIBUTIONS AS A HEALTHCARE SAFETY NET

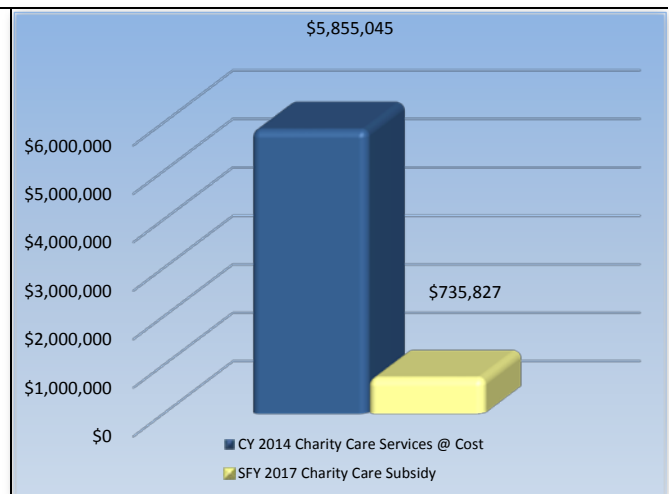
- Hospitals also give back to the community by serving as the primary source of medical services for the state's 700,000 uninsured, thus serving as the healthcare safety net for the most needy.
- In 2015, uninsured patients presented at Somerset County Hospitals on 9,684 occasions.
- New Jersey's general hospitals are predominantly not-for-profit entities — any excess revenue over expenses is returned to the community in the form of new medical technology, expanded hospital services, maintenance and expansion of physical infrastructure and the enhanced ability to hire and maintain skilled workforce.

### ANNUAL TAXES

**Somerset County Hospitals pay \$1,915,500 annually in taxes including:**

- 0.53 Percent Assessment: \$1,579,800
- Adjusted Admissions Assessment: \$264,900
- Newborn Screening Fees: \$70,700
- Other assessments such as New Jersey Poison Information & Education System (NJPIES) and Maternal and Child Health Consortium Assessment
- In addition, hospitals support their local municipalities through voluntary, negotiated payments and in-kind contributions.

### SFY 2017 CHARITY CARE SUBSIDY SHORTFALL



# Sussex County Hospitals

## ANNUAL CONTRIBUTIONS TO THE LOCAL AND STATE ECONOMY

**Total Expenditures: \$155,233,000**

▪ **990 full-time equivalent jobs, including:**

|  |                     |
|--|---------------------|
| Nursing: .....   | 250                 |
| Therapy: .....   | 41                  |
| Radiology: .....   | 36                  |
| Pharmacy: .....  | 22                  |
| Pathology and Laboratory: .....                              | 36                  |
| Dietary/Housekeeping/Maintenance: .....                      | 95                  |
| <b>Total Employee Payroll: .....</b>                         | <b>\$68,859,000</b> |
| <b>Estimated State Income Taxes Paid by Employees: .....</b> | <b>\$3,804,500</b>  |

▪ **Purchased Services of \$14,148,000, including:**

|  |
|--|
| Contracted Labor: \$3,211,000                      |
| Pharmaceutical Drugs: \$7,442,000                  |
| Dietary/Laundry/Housekeeping Supplies: \$1,128,000 |
| Building Supplies: \$148,000                       |
| Utilities: \$2,219,000 including:                  |
| \$1,404,000 in Electric                            |
| \$402,000 in Oil & Gas                             |
| \$413,000 in Water/Sewage/Disposal                 |

## ANNUAL CONTRIBUTIONS AS A HEALTHCARE SAFETY NET

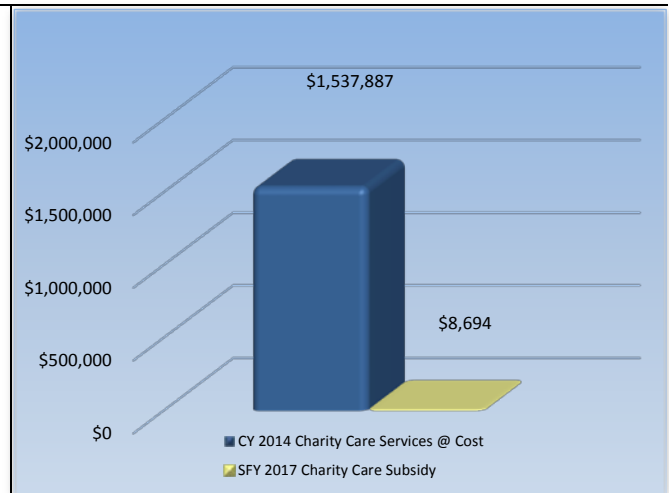
- Hospitals also give back to the community by serving as the primary source of medical services for the state's 700,000 uninsured, thus serving as the healthcare safety net for the most needy.
- In 2015, uninsured patients presented at Sussex County Hospitals on 4,349 occasions.
- New Jersey's general hospitals are predominantly not-for-profit entities — any excess revenue over expenses is returned to the community in the form of new medical technology, expanded hospital services, maintenance and expansion of physical infrastructure and the enhanced ability to hire and maintain skilled workforce.

### ANNUAL TAXES

**Sussex County Hospitals pay \$1,027,600 annually in taxes including:**

- 0.53 Percent Assessment: \$834,200
- Adjusted Admissions Assessment: \$147,400
- Newborn Screening Fees: \$46,000
- Other assessments such as New Jersey Poison Information & Education System (NJPIES) and Maternal and Child Health Consortium Assessment
- In addition, hospitals support their local municipalities through voluntary, negotiated payments and in-kind contributions.

### SFY 2017 CHARITY CARE SUBSIDY SHORTFALL



# Union County Hospitals

## ANNUAL CONTRIBUTIONS TO THE LOCAL AND STATE ECONOMY

**Total Expenditures: \$1,112,564,000**

▪ **6,496 full-time equivalent jobs, including:**

|  |                      |
|--|----------------------|
| Nursing: .....   | 1,417                |
| Therapy: .....   | 205                  |
| Radiology: .....   | 336                  |
| Pharmacy: .....  | 120                  |
| Pathology and Laboratory: .....                              | 150                  |
| Dietary/Housekeeping/Maintenance: .....                      | 564                  |
| <b>Total Employee Payroll: .....</b>                         | <b>\$479,368,000</b> |
| <b>Estimated State Income Taxes Paid by Employees: .....</b> | <b>\$26,485,100</b>  |

▪ **Purchased Services of \$127,584,000, including:**

|  |
|--|
| Contracted Labor: \$33,526,000                     |
| Pharmaceutical Drugs: \$73,320,000                 |
| Dietary/Laundry/Housekeeping Supplies: \$8,371,000 |
| Building Supplies: \$1,392,000                     |
| Utilities: \$10,975,000 including:                 |
| \$6,250,000 in Electric                            |
| \$2,941,000 in Oil & Gas                           |
| \$1,784,000 in Water/Sewage/Disposal               |

## ANNUAL CONTRIBUTIONS AS A HEALTHCARE SAFETY NET

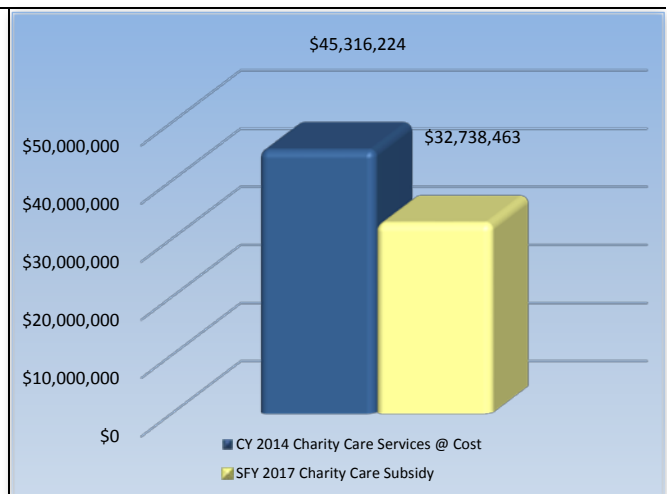
- Hospitals also give back to the community by serving as the primary source of medical services for the state's 700,000 uninsured, thus serving as the healthcare safety net for the most needy.
- In 2015, uninsured patients presented at Union County Hospitals on 99,206 occasions.
- New Jersey's general hospitals are predominantly not-for-profit entities — any excess revenue over expenses is returned to the community in the form of new medical technology, expanded hospital services, maintenance and expansion of physical infrastructure and the enhanced ability to hire and maintain skilled workforce.

### ANNUAL TAXES

**Union County Hospitals pay \$7,321,400 annually in taxes including:**

- 0.53 Percent Assessment: \$6,087,000
- Adjusted Admissions Assessment: \$844,900
- Newborn Screening Fees: \$389,400
- Other assessments such as New Jersey Poison Information & Education System (NJPIES) and Maternal and Child Health Consortium Assessment
- In addition, hospitals support their local municipalities through voluntary, negotiated payments and in-kind contributions.

### SFY 2017 CHARITY CARE SUBSIDY SHORTFALL





# Warren County Hospitals

## ANNUAL CONTRIBUTIONS TO THE LOCAL AND STATE ECONOMY

**Total Expenditures: \$205,346,000**

▪ **1,294 full-time equivalent jobs, including:**

|  |                     |
|--|---------------------|
| Nursing: .....   | 279                 |
| Therapy: .....   | 69                  |
| Radiology: .....   | 93                  |
| Pharmacy: .....  | 32                  |
| Pathology and Laboratory: .....                              | 68                  |
| Dietary/Housekeeping/Maintenance: .....                      | 144                 |
| <b>Total Employee Payroll: .....</b>                         | <b>\$80,216,000</b> |
| <b>Estimated State Income Taxes Paid by Employees: .....</b> | <b>\$4,431,900</b>  |

▪ **Purchased Services of \$35,199,000, including:**

|  |
|--|
| Contracted Labor: \$19,433,000                     |
| Pharmaceutical Drugs: \$10,781,000                 |
| Dietary/Laundry/Housekeeping Supplies: \$1,377,000 |
| Building Supplies: \$702,000                       |
| Utilities: \$2,906,000 including:                  |
| \$1,731,000 in Electric                            |
| \$626,000 in Oil & Gas                             |
| \$549,000 in Water/Sewage/Disposal                 |

## ANNUAL CONTRIBUTIONS AS A HEALTHCARE SAFETY NET

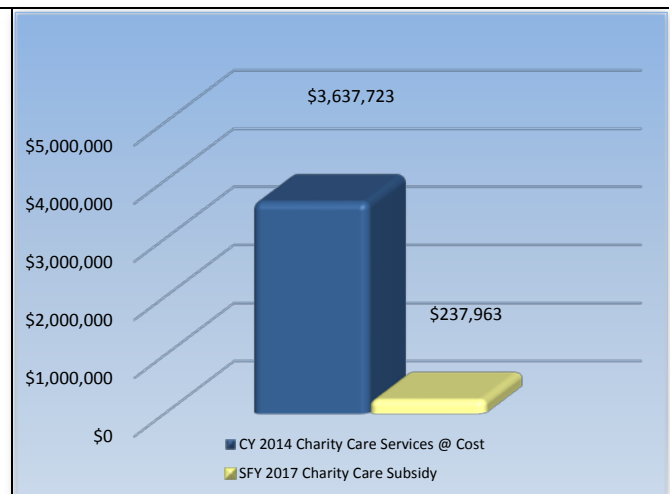
- Hospitals also give back to the community by serving as the primary source of medical services for the state's 700,000 uninsured, thus serving as the healthcare safety net for the most needy.
- In 2015, uninsured patients presented at Warren County Hospitals on 18,745 occasions.
- New Jersey's general hospitals are predominantly not-for-profit entities — any excess revenue over expenses is returned to the community in the form of new medical technology, expanded hospital services, maintenance and expansion of physical infrastructure and the enhanced ability to hire and maintain skilled workforce.

### ANNUAL TAXES

**Warren County Hospitals pay \$1,359,600 annually in taxes including:**

- 0.53 Percent Assessment: \$1,163,100
- Adjusted Admissions Assessment: \$164,100
- Newborn Screening Fees: \$32,400
- Other assessments such as New Jersey Poison Information & Education System (NJPIES) and Maternal and Child Health Consortium Assessment
- In addition, hospitals support their local municipalities through voluntary, negotiated payments and in-kind contributions.

### SFY 2017 CHARITY CARE SUBSIDY SHORTFALL





760 ALEXANDER ROAD  
PRINCETON, NJ 08540

[WWW.NJHA.COM](http://WWW.NJHA.COM)