



NEW JERSEY HOSPITALS

2014 ECONOMIC IMPACT REPORT





NEW JERSEY HOSPITALS

2014 ECONOMIC IMPACT REPORT

© 2014

NEW JERSEY HOSPITAL ASSOCIATION

Published by: Health Economics Department

760 Alexander Road, PO Box 1, Princeton, NJ 08543-0001.

All rights reserved. No part of this publication may be reproduced in any form without the prior written permission of the publisher, the New Jersey Hospital Association (NJHA). NJHA is not responsible for any misprints, typographical or other errors, or any consequences caused as a result of the use of this publication. This publication is provided with the understanding that NJHA is not engaged in rendering any legal, accounting or other professional services and NJHA shall not be held liable for any circumstances arising out of its use. If legal advice or other expert assistance is required, the services of a competent professional should be sought.

NJHA invites your comments and suggestions. Please direct all correspondence to the New Jersey Hospital Association, Health Economics Department, 760 Alexander Road, PO Box 1, Princeton, New Jersey 08543-0001. By telephone 609-275-4024, by fax 609-452-9339 or by e-mail at rsarao@njha.com.



Introduction

New Jersey hospitals are a vital public resource. They serve 18 million patients annually, providing healthcare services to all, regardless of their ability to pay. But the contributions of New Jersey's hospitals extend far beyond their healthcare services. Hospitals also are economic strongholds; they are dependable sources of jobs, income taxes and spending that help stabilize their communities through good times and bad.

New Jersey's acute care hospitals provide substantial contributions to the state's economy. In 2013, New Jersey hospitals delivered:

- \$20.9 billion in total expenditures
- \$2.8 billion in purchased services
- 117,000 full-time equivalent jobs and total employment of 144,000 full- and part-time positions
- \$8.3 billion in total employee salaries
- Close to \$460 million in state income taxes paid by hospital employees
- \$1.3 billion in charity care services to New Jersey's working poor and other uninsured residents.

Healthcare is the only industry that has added jobs in the state every year from 1990 through 2013. According to the New Jersey Department of Labor, the outlook for healthcare employment in the Garden State is bright. From 2010 through 2020, it is projected that nearly 62,000 jobs will be added, accounting for more than 19 percent of net job growth in New Jersey.

A November 2014 report from the state's Department of Labor reinforces the positive outlook for healthcare jobs at the county level. Over a 10-year period ending in 2022, the Department projects that healthcare will be the top ranked sector for employment growth in 16 of New Jersey's 21 counties, and ranked second in the remaining five counties.

Hospital contributions ripple across New Jersey, providing economic stability to the state, its counties and to individual communities. In many towns, the local hospital is the largest employer, providing untold benefits in jobs and health insurance coverage, local spending and community health services.

The pages that follow detail the many economic contributions of New Jersey's hospitals. The information is presented statewide and also for New Jersey's 21 counties. In addition, hospital-specific reports show the important contributions of hospitals to their local communities. Together, this data paints a compelling picture of the compassionate care and economic stability delivered by New Jersey's hospital community.

About This Report

The information provided in this report was compiled by NJHA's Health Economics department based on 2013 cost reports from 72 acute care hospitals filed with the New Jersey Department of Health, along with other publicly available data sources.

New Jersey Hospitals

Annual Contributions to the Local and State Economy

- o Total Expenditures: \$20.9 billion
- o Purchased Services of \$2.8 billion, including:
 - Contracted Labor: \$1.4 billion
 - Pharmaceutical Drugs: \$962 million
 - Dietary/Laundry/Housekeeping Supplies: \$138 million
 - Building Supplies: \$19 million
 - Utilities: \$262 million, including:
 - \$172 million in Electric
 - \$52 million in Oil & Gas
 - \$39 million in Water/Sewage/Disposal
- o 117,000 full-time equivalent jobs, including:
 - Nursing: 30,931
 - Therapy: 4,249
 - Radiology: 7,626
 - Pharmacy: 2,538
 - Pathology and Laboratory: 4,844
 - Dietary/Housekeeping/Maintenance: 10,777
- o Total Employee Payroll: \$8.3 billion
- o Estimated State Income Taxes Paid by Employees: \$457 million

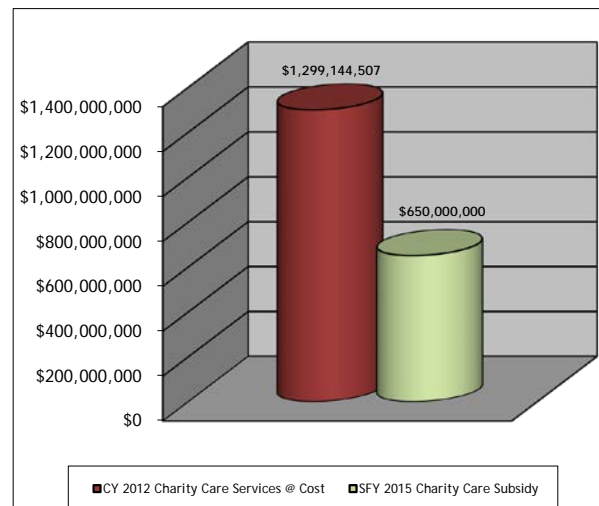
Annual Contributions as a Healthcare Safety Net

- o Hospitals also give back to the community by serving as the primary source of medical services for the state's 1.1 million uninsured, thus serving as the healthcare safety net for the most needy at a cost of close to \$1.3 billion annually.
- o In 2013, uninsured patients presented at New Jersey hospitals on 2.8 million occasions.
- o Hospitals provide a forum for non-salaried physicians to deliver services related to their individual practices.
- o New Jersey's general hospitals are predominantly not-for-profit entities — any excess revenue over expenses is returned to the community in the form of new medical technology, expanded hospital services, maintenance and expansion of physical infrastructure and the enhanced ability to hire & maintain skilled workforce.

Annual Taxes

- o New Jersey hospitals pay in excess of \$140 million annually in taxes including:
 - 0.53 Percent Assessment: \$114 million
 - Adjusted Admissions Assessment: \$17.3 million
 - Newborn Screening Fees: \$9.4 million
 - Other assessments such as New Jersey Poison Information & Education System (NJPIES) and Maternal and Child Health Consortium Assessment
 - In addition, hospitals routinely support their local municipalities through special payments in lieu of taxes.

SFY 2015 Charity Care Subsidy Shortfall¹



¹SFY 2015 Charity Care Subsidy distribution does not include \$25 million directly appropriated to University Hospital.

AtlantiCare Regional Medical Center City Campus

Annual Contributions to the Local and State Economy

- o Total Expenditures: \$309,430,000
- o 1,714 full-time equivalent jobs, including:
 - Nursing: 413
 - Therapy: 43
 - Radiology: 83
 - Pharmacy: 49
 - Pathology and Laboratory: 56
 - Dietary/Housekeeping/Maintenance: 117
- o Purchased Services of \$19,170,000, including:
 - Contracted Labor: \$7,322,000
 - Pharmaceutical Drugs: \$7,251,000
 - Dietary/Laundry/Housekeeping Supplies: \$1,578,000
 - Building Supplies: \$3,000
 - Utilities: \$3,016,000 including:
 - \$2,170,000 in Electric
 - \$519,000 in Oil & Gas
 - \$327,000 in Water/Sewage/Disposal
- o Total Employee Payroll: \$96,758,000
- o Estimated State Income Taxes Paid by Employees: \$5,345,900

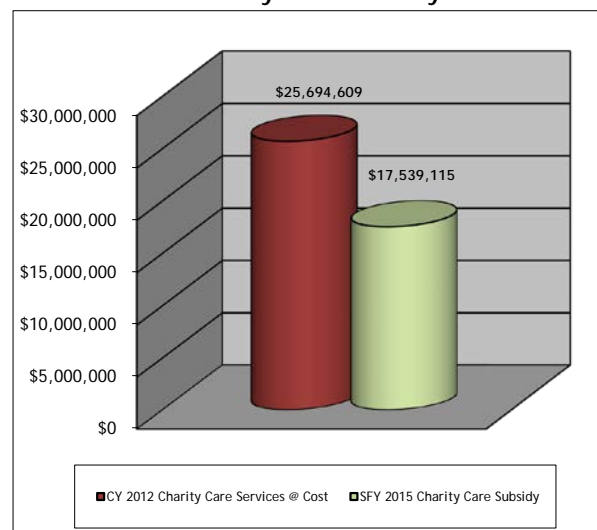
Annual Contributions as a Healthcare Safety Net

- o Hospitals also give back to the community by serving as the primary source of medical services for the state's 1.1 million uninsured, thus serving as the healthcare safety net for the most needy at a cost of close to \$1.3 billion annually.
- o In 2013, uninsured patients presented at AtlantiCare Regional Medical Center City Campus on 35,108 occasions.
- o Hospitals provide a forum for non-salaried physicians to deliver services related to their individual practices.
- o New Jersey's general hospitals are predominantly not-for-profit entities — any excess revenue over expenses is returned to the community in the form of new medical technology, expanded hospital services, maintenance and expansion of physical infrastructure and the enhanced ability to hire & maintain skilled workforce.

Annual Taxes

- o AtlantiCare Regional Medical Center City Campus pays in excess of \$1,381,500 annually in taxes including:
 - 0.53 Percent Assessment: \$1,188,000
 - Adjusted Admissions Assessment: \$193,500
 - Newborn Screening Fees: \$0
 - Other assessments such as New Jersey Poison Information & Education System (NJPIES) and Maternal and Child Health Consortium Assessment
 - In addition, hospitals routinely support their local municipalities through special payments in lieu of taxes.

SFY 2015 Charity Care Subsidy Shortfall



AtlantiCare Regional Medical Center Mainland Campus

Annual Contributions to the Local and State Economy

- o Total Expenditures: \$365,747,000
- o 1,578 full-time equivalent jobs, including:
 - Nursing: 551
 - Therapy: 23
 - Radiology: 115
 - Pharmacy: 42
 - Pathology and Laboratory: 49
 - Dietary/Housekeeping/Maintenance: 117
- o Purchased Services of \$37,533,000, including:
 - Contracted Labor: \$16,122,000
 - Pharmaceutical Drugs: \$14,309,000
 - Dietary/Laundry/Housekeeping Supplies: \$2,451,000
 - Building Supplies: \$4,000
 - Utilities: \$4,647,000 including:
 - \$3,210,000 in Electric
 - \$929,000 in Oil & Gas
 - \$508,000 in Water/Sewage/Disposal
- o Total Employee Payroll: \$143,515,000
- o Estimated State Income Taxes Paid by Employees: \$7,929,200

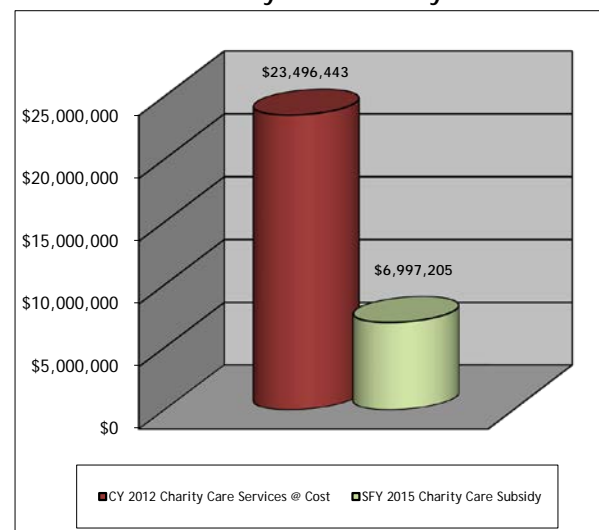
Annual Contributions as a Healthcare Safety Net

- o Hospitals also give back to the community by serving as the primary source of medical services for the state's 1.1 million uninsured, thus serving as the healthcare safety net for the most needy at a cost of close to \$1.3 billion annually.
- o In 2013, uninsured patients presented at AtlantiCare Regional Medical Center Mainland Campus on 38,541 occasions.
- o Hospitals provide a forum for non-salaried physicians to deliver services related to their individual practices.
- o New Jersey's general hospitals are predominantly not-for-profit entities — any excess revenue over expenses is returned to the community in the form of new medical technology, expanded hospital services, maintenance and expansion of physical infrastructure and the enhanced ability to hire & maintain skilled workforce.

Annual Taxes

- o AtlantiCare Regional Medical Center Mainland Campus pays in excess of \$2,637,000 annually in taxes
 - 0.53 Percent Assessment: \$2,098,100
 - Adjusted Admissions Assessment: \$342,800
 - Newborn Screening Fees: \$196,100
 - Other assessments such as New Jersey Poison Information & Education System (NJPIES) and Maternal and Child Health Consortium Assessment
 - In addition, hospitals routinely support their local municipalities through special payments in lieu of taxes.

SFY 2015 Charity Care Subsidy Shortfall



Bayshore Community Hospital

Annual Contributions to the Local and State Economy

- o Total Expenditures: \$120,032,000
- o 823 full-time equivalent jobs, including:
 - Nursing: 220
 - Therapy: 38
 - Radiology: 57
 - Pharmacy: 24
 - Pathology and Laboratory: 36
 - Dietary/Housekeeping/Maintenance: 94
- o Purchased Services of \$14,676,000, including:
 - Contracted Labor: \$6,936,000
 - Pharmaceutical Drugs: \$3,845,000
 - Dietary/Laundry/Housekeeping Supplies: \$1,550,000
 - Building Supplies: \$498,000
 - Utilities: \$1,847,000 including:
 - \$1,316,000 in Electric
 - \$315,000 in Oil & Gas
 - \$216,000 in Water/Sewage/Disposal
- o Total Employee Payroll: \$50,281,000
- o Estimated State Income Taxes Paid by Employees: \$2,778,000

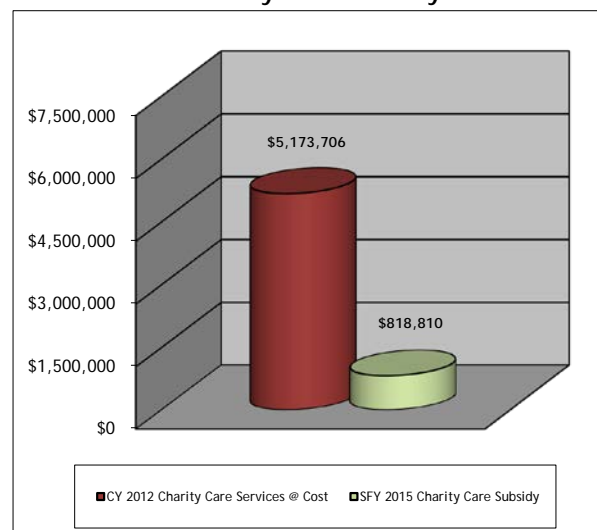
Annual Contributions as a Healthcare Safety Net

- o Hospitals also give back to the community by serving as the primary source of medical services for the state's 1.1 million uninsured, thus serving as the healthcare safety net for the most needy at a cost of close to \$1.3 billion annually.
- o In 2013, uninsured patients presented at Bayshore Community Hospital on 6,206 occasions.
- o Hospitals provide a forum for non-salaried physicians to deliver services related to their individual practices.
- o New Jersey's general hospitals are predominantly not-for-profit entities — any excess revenue over expenses is returned to the community in the form of new medical technology, expanded hospital services, maintenance and expansion of physical infrastructure and the enhanced ability to hire & maintain skilled workforce.

Annual Taxes

- o Bayshore Community Hospital pays in excess of \$817,700 annually in taxes including:
 - 0.53 Percent Assessment: \$713,100
 - Adjusted Admissions Assessment: \$104,500
 - Newborn Screening Fees: \$0
 - Other assessments such as New Jersey Poison Information & Education System (NJPIES) and Maternal and Child Health Consortium Assessment
 - In addition, hospitals routinely support their local municipalities through special payments in lieu of taxes.

SFY 2015 Charity Care Subsidy Shortfall



Bergen Regional Medical Center

Annual Contributions to the Local and State Economy

- o Total Expenditures: \$246,958,000
- o 1,708 full-time equivalent jobs, including:
 - Nursing: 344
 - Therapy: 30
 - Radiology: 20
 - Pharmacy: 43
 - Pathology and Laboratory: 22
 - Dietary/Housekeeping/Maintenance: 223
- o Purchased Services of \$40,899,000, including:
 - Contracted Labor: \$21,174,000
 - Pharmaceutical Drugs: \$11,376,000
 - Dietary/Laundry/Housekeeping Supplies: \$4,204,000
 - Building Supplies: \$357,000
 - Utilities: \$3,788,000 including:
 - \$2,113,000 in Electric
 - \$1,017,000 in Oil & Gas
 - \$658,000 in Water/Sewage/Disposal
- o Total Employee Payroll: \$98,644,000
- o Estimated State Income Taxes Paid by Employees: \$5,450,100

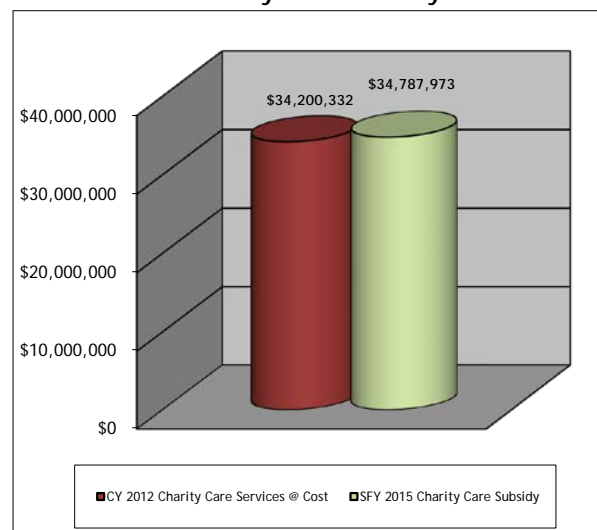
Annual Contributions as a Healthcare Safety Net

- o Hospitals also give back to the community by serving as the primary source of medical services for the state's 1.1 million uninsured, thus serving as the healthcare safety net for the most needy at a cost of close to \$1.3 billion annually.
- o In 2013, uninsured patients presented at Bergen Regional Medical Center on 173,124 occasions.
- o Hospitals provide a forum for non-salaried physicians to deliver services related to their individual practices.
- o New Jersey's general hospitals are predominantly not-for-profit entities — any excess revenue over expenses is returned to the community in the form of new medical technology, expanded hospital services, maintenance and expansion of physical infrastructure and the enhanced ability to hire & maintain skilled workforce.

Annual Taxes

- o Bergen Regional Medical Center pays in excess of \$1,468,200 annually in taxes including:
 - 0.53 Percent Assessment: \$1,317,100
 - Adjusted Admissions Assessment: \$151,100
 - Newborn Screening Fees: \$0
 - Other assessments such as New Jersey Poison Information & Education System (NJPIES) and Maternal and Child Health Consortium Assessment
 - In addition, hospitals routinely support their local municipalities through special payments in lieu of taxes.

SFY 2015 Charity Care Subsidy Shortfall



Cape Regional Medical Center

Annual Contributions to the Local and State Economy

- o Total Expenditures: \$110,086,000
- o 781 full-time equivalent jobs, including:
 - Nursing: 172
 - Therapy: 39
 - Radiology: 65
 - Pharmacy: 20
 - Pathology and Laboratory: 57
 - Dietary/Housekeeping/Maintenance: 62
- o Purchased Services of \$17,449,000, including:
 - Contracted Labor: \$10,447,000
 - Pharmaceutical Drugs: \$4,274,000
 - Dietary/Laundry/Housekeeping Supplies: \$646,000
 - Building Supplies: \$19,000
 - Utilities: \$2,063,000 including:
 - \$1,363,000 in Electric
 - \$357,000 in Oil & Gas
 - \$343,000 in Water/Sewage/Disposal
- o Total Employee Payroll: \$46,769,000
- o Estimated State Income Taxes Paid by Employees: \$2,584,000

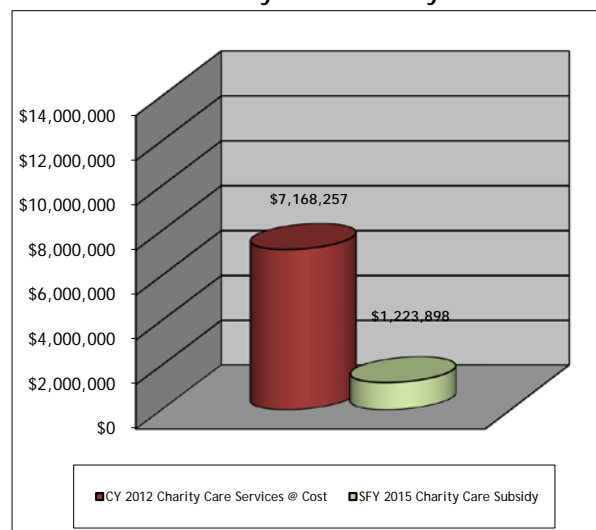
Annual Contributions as a Healthcare Safety Net

- o Hospitals also give back to the community by serving as the primary source of medical services for the state's 1.1 million uninsured, thus serving as the healthcare safety net for the most needy at a cost of close to \$1.3 billion annually.
- o In 2013, uninsured patients presented at Cape Regional Medical Center on 18,824 occasions.
- o Hospitals provide a forum for non-salaried physicians to deliver services related to their individual practices.
- o New Jersey's general hospitals are predominantly not-for-profit entities — any excess revenue over expenses is returned to the community in the form of new medical technology, expanded hospital services, maintenance and expansion of physical infrastructure and the enhanced ability to hire & maintain skilled workforce.

Annual Taxes

- o Cape Regional Medical Center pays in excess of \$790,500 annually in taxes including:
 - 0.53 Percent Assessment: \$575,200
 - Adjusted Admissions Assessment: \$174,900
 - Newborn Screening Fees: \$40,400
 - Other assessments such as New Jersey Poison Information & Education System (NJPIES) and Maternal and Child Health Consortium Assessment
 - In addition, hospitals routinely support their local municipalities through special payments in lieu of taxes.

SFY 2015 Charity Care Subsidy Shortfall



Capital Health Medical Center - Hopewell

Annual Contributions to the Local and State Economy

- o Total Expenditures: \$329,521,000
- o 1,538 full-time equivalent jobs, including:
 - Nursing: 401
 - Therapy: 56
 - Radiology: 127
 - Pharmacy: 30
 - Pathology and Laboratory: 58
 - Dietary/Housekeeping/Maintenance: 150
- o Purchased Services of \$37,125,000, including:
 - Contracted Labor: \$16,300,000
 - Pharmaceutical Drugs: \$13,270,000
 - Dietary/Laundry/Housekeeping Supplies: \$2,153,000
 - Building Supplies: \$17,000
 - Utilities: \$5,385,000 including:
 - \$3,546,000 in Electric
 - \$1,620,000 in Oil & Gas
 - \$255,000 in Water/Sewage/Disposal
- o Total Employee Payroll: \$113,355,000
- o Estimated State Income Taxes Paid by Employees: \$6,262,900

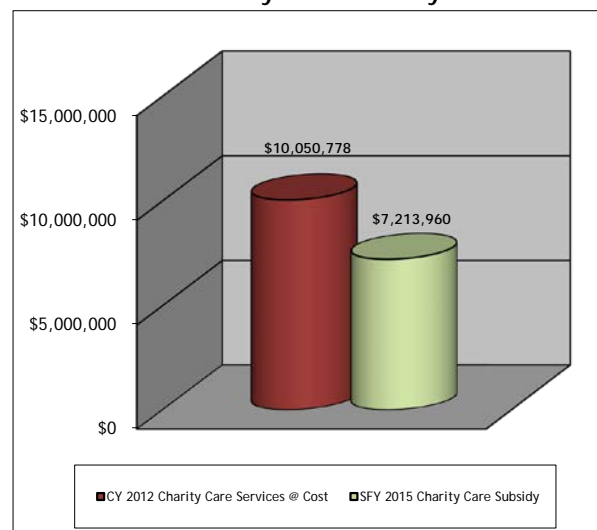
Annual Contributions as a Healthcare Safety Net

- o Hospitals also give back to the community by serving as the primary source of medical services for the state's 1.1 million uninsured, thus serving as the healthcare safety net for the most needy at a cost of close to \$1.3 billion annually.
- o In 2013, uninsured patients presented at Capital Health Medical Center - Hopewell on 22,643 occasions.
- o Hospitals provide a forum for non-salaried physicians to deliver services related to their individual practices.
- o New Jersey's general hospitals are predominantly not-for-profit entities — any excess revenue over expenses is returned to the community in the form of new medical technology, expanded hospital services, maintenance and expansion of physical infrastructure and the enhanced ability to hire & maintain skilled workforce.

Annual Taxes

- o Capital Health Medical Center - Hopewell pays in excess of \$2,380,600 annually in taxes including:
 - 0.53 Percent Assessment: \$1,624,200
 - Adjusted Admissions Assessment: \$334,300
 - Newborn Screening Fees: \$422,100
 - Other assessments such as New Jersey Poison Information & Education System (NJPIES) and Maternal and Child Health Consortium Assessment
 - In addition, hospitals routinely support their local municipalities through special payments in lieu of taxes.

SFY 2015 Charity Care Subsidy Shortfall



Capital Health Regional Medical Center

Annual Contributions to the Local and State Economy

- o Total Expenditures: \$310,597,000
- o 1,852 full-time equivalent jobs, including:
 - Nursing: 509
 - Therapy: 78
 - Radiology: 67
 - Pharmacy: 37
 - Pathology and Laboratory: 53
 - Dietary/Housekeeping/Maintenance: 152
- o Purchased Services of \$33,619,000, including:
 - Contracted Labor: \$20,333,000
 - Pharmaceutical Drugs: \$7,259,000
 - Dietary/Laundry/Housekeeping Supplies: \$1,591,000
 - Building Supplies: \$10,000
 - Utilities: \$4,426,000 including:
 - \$3,619,000 in Electric
 - \$395,000 in Oil & Gas
 - \$445,000 in Water/Sewage/Disposal
- o Total Employee Payroll: \$140,274,000
- o Estimated State Income Taxes Paid by Employees: \$7,750,100

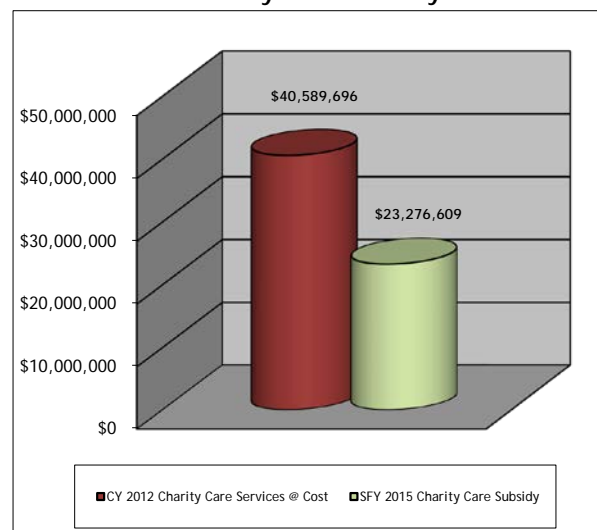
Annual Contributions as a Healthcare Safety Net

- o Hospitals also give back to the community by serving as the primary source of medical services for the state's 1.1 million uninsured, thus serving as the healthcare safety net for the most needy at a cost of close to \$1.3 billion annually.
- o In 2013, uninsured patients presented at Capital Health Regional Medical Center on 111,519 occasions.
- o Hospitals provide a forum for non-salaried physicians to deliver services related to their individual practices.
- o New Jersey's general hospitals are predominantly not-for-profit entities — any excess revenue over expenses is returned to the community in the form of new medical technology, expanded hospital services, maintenance and expansion of physical infrastructure and the enhanced ability to hire & maintain skilled workforce.

Annual Taxes

- o Capital Health Regional Medical Center pays in excess of \$1,689,500 annually in taxes including:
 - 0.53 Percent Assessment: \$1,482,200
 - Adjusted Admissions Assessment: \$185,000
 - Newborn Screening Fees: \$22,300
 - Other assessments such as New Jersey Poison Information & Education System (NJPIES) and Maternal and Child Health Consortium Assessment
 - In addition, hospitals routinely support their local municipalities through special payments in lieu of taxes.

SFY 2015 Charity Care Subsidy Shortfall



CarePoint Health Bayonne Medical Center

Annual Contributions to the Local and State Economy

- o Total Expenditures: \$185,566,000
- o Purchased Services of \$84,782,000, including:
 - Contracted Labor: \$76,273,000
 - Pharmaceutical Drugs: \$5,093,000
 - Dietary/Laundry/Housekeeping Supplies: \$1,521,000
 - Building Supplies: \$153,000
 - Utilities: \$1,742,000 including:
 - \$877,000 in Electric
 - \$690,000 in Oil & Gas
 - \$175,000 in Water/Sewage/Disposal
- o 764 full-time equivalent jobs, including:
 - Nursing: 208
 - Therapy: 26
 - Radiology: 34
 - Pharmacy: 22
 - Pathology and Laboratory: 35
 - Dietary/Housekeeping/Maintenance: 109
- o Total Employee Payroll: \$51,788,000
- o Estimated State Income Taxes Paid by Employees: \$2,861,300

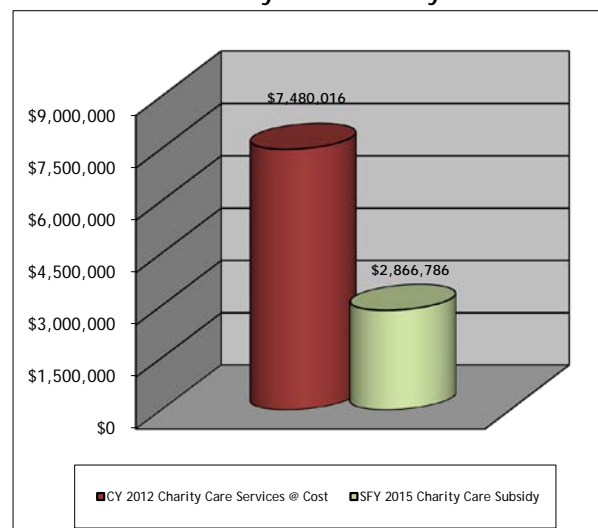
Annual Contributions as a Healthcare Safety Net

- o Hospitals also give back to the community by serving as the primary source of medical services for the state's 1.1 million uninsured, thus serving as the healthcare safety net for the most needy at a cost of close to \$1.3 billion annually.
- o In 2013, uninsured patients presented at CarePoint Health Bayonne Medical Center on 8,450 occasions.
- o Hospitals provide a forum for non-salaried physicians to deliver services related to their individual practices.
- o New Jersey's general hospitals are predominantly not-for-profit entities — any excess revenue over expenses is returned to the community in the form of new medical technology, expanded hospital services, maintenance and expansion of physical infrastructure and the enhanced ability to hire & maintain skilled workforce.

Annual Taxes

- o CarePoint Health Bayonne Medical Center pays in excess of \$1,114,700 annually in taxes including:
 - 0.53 Percent Assessment: \$1,008,200
 - Adjusted Admissions Assessment: \$106,500
 - Newborn Screening Fees: \$0
 - Other assessments such as New Jersey Poison Information & Education System (NJPIES) and Maternal and Child Health Consortium Assessment
 - In addition, hospitals routinely support their local municipalities through special payments in lieu of taxes.

SFY 2015 Charity Care Subsidy Shortfall



CarePoint Health Christ Hospital

Annual Contributions to the Local and State Economy

- o Total Expenditures: \$170,545,000
- o 1,018 full-time equivalent jobs, including:
 - Nursing: 241
 - Therapy: 22
 - Radiology: 76
 - Pharmacy: 20
 - Pathology and Laboratory: 45
 - Dietary/Housekeeping/Maintenance: 110
- o Purchased Services of \$36,427,000, including:
 - Contracted Labor: \$26,761,000
 - Pharmaceutical Drugs: \$5,732,000
 - Dietary/Laundry/Housekeeping Supplies: \$394,000
 - Building Supplies: \$614,000
 - Utilities: \$2,926,000 including:
 - \$1,528,000 in Electric
 - \$698,000 in Oil & Gas
 - \$700,000 in Water/Sewage/Disposal
- o Total Employee Payroll: \$71,223,000
- o Estimated State Income Taxes Paid by Employees: \$3,935,100

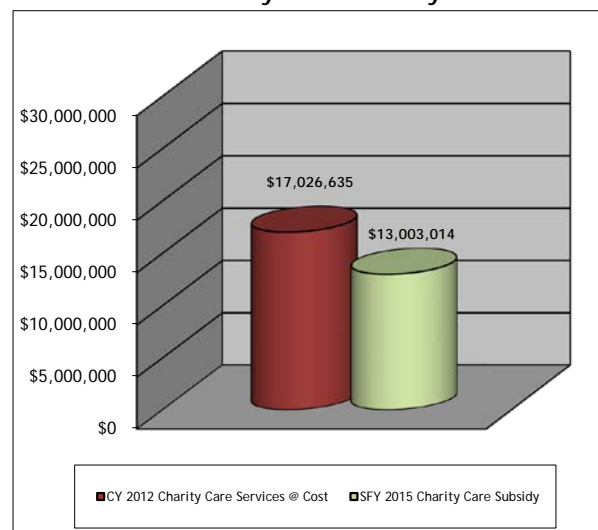
Annual Contributions as a Healthcare Safety Net

- o Hospitals also give back to the community by serving as the primary source of medical services for the state's 1.1 million uninsured, thus serving as the healthcare safety net for the most needy at a cost of close to \$1.3 billion annually.
- o In 2013, uninsured patients presented at CarePoint Health Christ Hospital on 40,279 occasions.
- o Hospitals provide a forum for non-salaried physicians to deliver services related to their individual practices.
- o New Jersey's general hospitals are predominantly not-for-profit entities — any excess revenue over expenses is returned to the community in the form of new medical technology, expanded hospital services, maintenance and expansion of physical infrastructure and the enhanced ability to hire & maintain skilled workforce.

Annual Taxes

- o CarePoint Health Christ Hospital pays in excess of \$1,185,000 annually in taxes including:
 - 0.53 Percent Assessment: \$964,500
 - Adjusted Admissions Assessment: \$145,000
 - Newborn Screening Fees: \$75,500
 - Other assessments such as New Jersey Poison Information & Education System (NJPIES) and Maternal and Child Health Consortium Assessment
 - In addition, hospitals routinely support their local municipalities through special payments in lieu of taxes.

SFY 2015 Charity Care Subsidy Shortfall



CarePoint Health Hoboken University Medical Center

Annual Contributions to the Local and State Economy

- o Total Expenditures: \$163,232,000
- o 979 full-time equivalent jobs, including:
 - Nursing: 196
 - Therapy: 19
 - Radiology: 33
 - Pharmacy: 6
 - Pathology and Laboratory: 28
 - Dietary/Housekeeping/Maintenance: 133
- o Purchased Services of \$39,685,000, including:
 - Contracted Labor: \$31,343,000
 - Pharmaceutical Drugs: \$6,225,000
 - Dietary/Laundry/Housekeeping Supplies: \$255,000
 - Building Supplies: \$113,000
 - Utilities: \$1,749,000 including:
 - \$909,000 in Electric
 - \$351,000 in Oil & Gas
 - \$489,000 in Water/Sewage/Disposal
- o Total Employee Payroll: \$66,101,000
- o Estimated State Income Taxes Paid by Employees: \$3,652,100

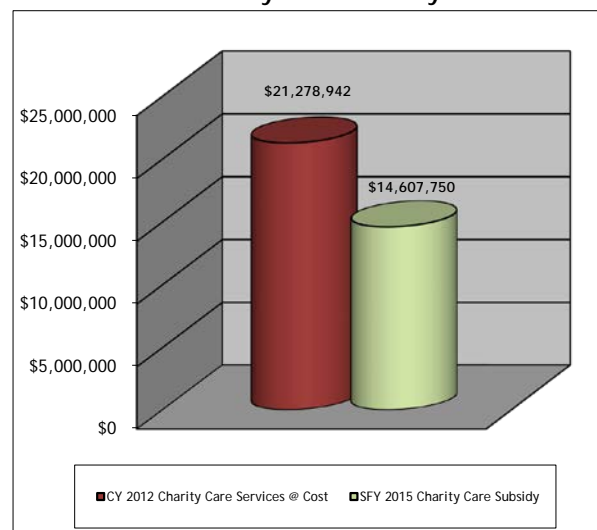
Annual Contributions as a Healthcare Safety Net

- o Hospitals also give back to the community by serving as the primary source of medical services for the state's 1.1 million uninsured, thus serving as the healthcare safety net for the most needy at a cost of close to \$1.3 billion annually.
- o In 2013, uninsured patients presented at CarePoint Health Hoboken University Medical Center on 48,573 occasions.
- o Hospitals provide a forum for non-salaried physicians to deliver services related to their individual practices.
- o New Jersey's general hospitals are predominantly not-for-profit entities — any excess revenue over expenses is returned to the community in the form of new medical technology, expanded hospital services, maintenance and expansion of physical infrastructure and the enhanced ability to hire & maintain skilled workforce.

Annual Taxes

- o CarePoint Health Hoboken University Medical Center pays in excess of \$1,211,700 annually in taxes
 - 0.53 Percent Assessment: \$949,600
 - Adjusted Admissions Assessment: \$153,000
 - Newborn Screening Fees: \$109,200
 - Other assessments such as New Jersey Poison Information & Education System (NJPIES) and Maternal and Child Health Consortium Assessment
 - In addition, hospitals routinely support their local municipalities through special payments in lieu of taxes.

SFY 2015 Charity Care Subsidy Shortfall



CentraState Medical Center

Annual Contributions to the Local and State Economy

- o Total Expenditures: \$240,823,000
- o 1,560 full-time equivalent jobs, including:
 - Nursing: 456
 - Therapy: 91
 - Radiology: 115
 - Pharmacy: 37
 - Pathology and Laboratory: 77
 - Dietary/Housekeeping/Maintenance: 168
- o Purchased Services of \$23,710,000, including:
 - Contracted Labor: \$2,221,000
 - Pharmaceutical Drugs: \$16,576,000
 - Dietary/Laundry/Housekeeping Supplies: \$1,786,000
 - Building Supplies: \$232,000
 - Utilities: \$2,895,000 including:
 - \$1,951,000 in Electric
 - \$365,000 in Oil & Gas
 - \$579,000 in Water/Sewage/Disposal
- o Total Employee Payroll: \$98,980,000
- o Estimated State Income Taxes Paid by Employees: \$5,468,600

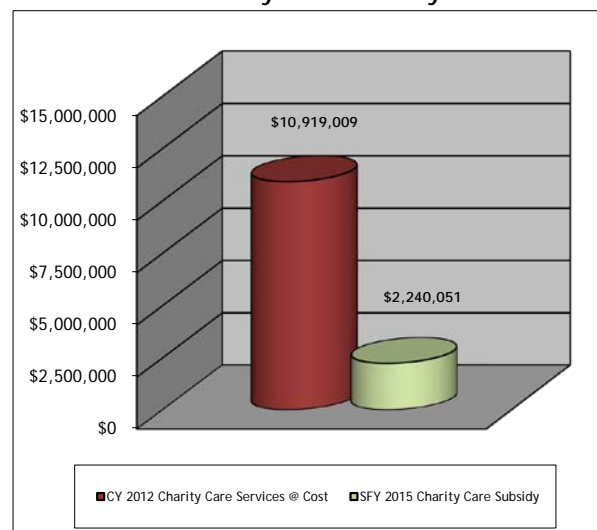
Annual Contributions as a Healthcare Safety Net

- o Hospitals also give back to the community by serving as the primary source of medical services for the state's 1.1 million uninsured, thus serving as the healthcare safety net for the most needy at a cost of close to \$1.3 billion annually.
- o In 2013, uninsured patients presented at CentraState Medical Center on 32,768 occasions.
- o Hospitals provide a forum for non-salaried physicians to deliver services related to their individual practices.
- o New Jersey's general hospitals are predominantly not-for-profit entities — any excess revenue over expenses is returned to the community in the form of new medical technology, expanded hospital services, maintenance and expansion of physical infrastructure and the enhanced ability to hire & maintain skilled workforce.

Annual Taxes

- o CentraState Medical Center pays in excess of \$1,736,000 annually in taxes including:
 - 0.53 Percent Assessment: \$1,288,300
 - Adjusted Admissions Assessment: \$322,100
 - Newborn Screening Fees: \$125,600
 - Other assessments such as New Jersey Poison Information & Education System (NJPIES) and Maternal and Child Health Consortium Assessment
 - In addition, hospitals routinely support their local municipalities through special payments in lieu of taxes.

SFY 2015 Charity Care Subsidy Shortfall



Chilton Medical Center

Annual Contributions to the Local and State Economy

- o Total Expenditures: \$175,540,000
- o 1,056 full-time equivalent jobs, including:
 - Nursing: 303
 - Therapy: 48
 - Radiology: 77
 - Pharmacy: 26
 - Pathology and Laboratory: 63
 - Dietary/Housekeeping/Maintenance: 93
- o Purchased Services of \$28,939,000, including:
 - Contracted Labor: \$18,787,000
 - Pharmaceutical Drugs: \$6,687,000
 - Dietary/Laundry/Housekeeping Supplies: \$1,342,000
 - Building Supplies: \$7,000
 - Utilities: \$2,116,000 including:
 - \$1,376,000 in Electric
 - \$353,000 in Oil & Gas
 - \$387,000 in Water/Sewage/Disposal
- o Total Employee Payroll: \$76,216,000
- o Estimated State Income Taxes Paid by Employees: \$4,210,900

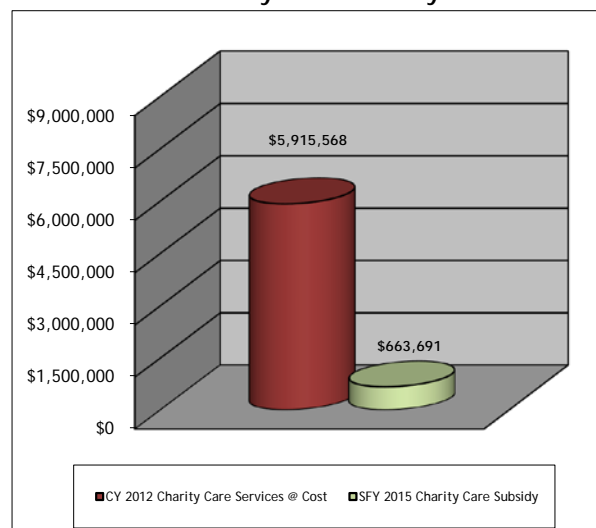
Annual Contributions as a Healthcare Safety Net

- o Hospitals also give back to the community by serving as the primary source of medical services for the state's 1.1 million uninsured, thus serving as the healthcare safety net for the most needy at a cost of close to \$1.3 billion annually.
- o In 2013, uninsured patients presented at Chilton Medical Center on 10,645 occasions.
- o Hospitals provide a forum for non-salaried physicians to deliver services related to their individual practices.
- o New Jersey's general hospitals are predominantly not-for-profit entities — any excess revenue over expenses is returned to the community in the form of new medical technology, expanded hospital services, maintenance and expansion of physical infrastructure and the enhanced ability to hire & maintain skilled workforce.

Annual Taxes

- o Chilton Medical Center pays in excess of \$1,181,500 annually in taxes including:
 - 0.53 Percent Assessment: \$934,100
 - Adjusted Admissions Assessment: \$173,500
 - Newborn Screening Fees: \$73,900
 - Other assessments such as New Jersey Poison Information & Education System (NJPIES) and Maternal and Child Health Consortium Assessment
 - In addition, hospitals routinely support their local municipalities through special payments in lieu of taxes.

SFY 2015 Charity Care Subsidy Shortfall



Clara Maass Medical Center

Annual Contributions to the Local and State Economy

- o Total Expenditures: \$260,564,000
- o 1,539 full-time equivalent jobs, including:
 - Nursing: 484
 - Therapy: 63
 - Radiology: 123
 - Pharmacy: 35
 - Pathology and Laboratory: 72
 - Dietary/Housekeeping/Maintenance: 163
- o Purchased Services of \$30,636,000, including:
 - Contracted Labor: \$15,063,000
 - Pharmaceutical Drugs: \$10,968,000
 - Dietary/Laundry/Housekeeping Supplies: \$1,522,000
 - Building Supplies: \$288,000
 - Utilities: \$2,795,000 including:
 - \$1,602,000 in Electric
 - \$857,000 in Oil & Gas
 - \$336,000 in Water/Sewage/Disposal
- o Total Employee Payroll: \$105,307,000
- o Estimated State Income Taxes Paid by Employees: \$5,818,200

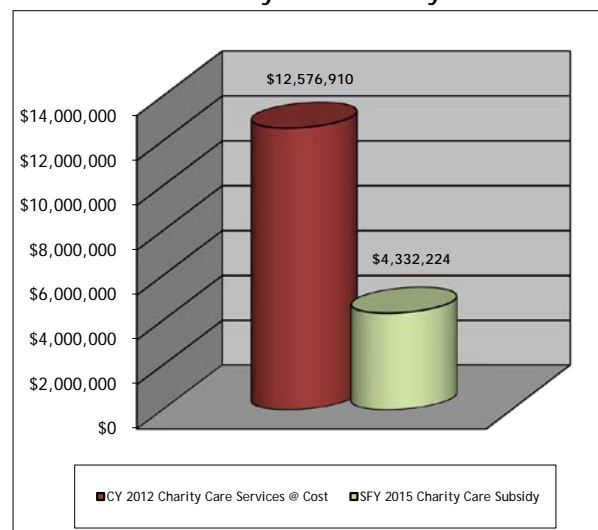
Annual Contributions as a Healthcare Safety Net

- o Hospitals also give back to the community by serving as the primary source of medical services for the state's 1.1 million uninsured, thus serving as the healthcare safety net for the most needy at a cost of close to \$1.3 billion annually.
- o In 2013, uninsured patients presented at Clara Maass Medical Center on 24,050 occasions.
- o Hospitals provide a forum for non-salaried physicians to deliver services related to their individual practices.
- o New Jersey's general hospitals are predominantly not-for-profit entities — any excess revenue over expenses is returned to the community in the form of new medical technology, expanded hospital services, maintenance and expansion of physical infrastructure and the enhanced ability to hire & maintain skilled workforce.

Annual Taxes

- o Clara Maass Medical Center pays in excess of \$2,034,800 annually in taxes including:
 - 0.53 Percent Assessment: \$1,500,300
 - Adjusted Admissions Assessment: \$285,600
 - Newborn Screening Fees: \$248,900
 - Other assessments such as New Jersey Poison Information & Education System (NJPIES) and Maternal and Child Health Consortium Assessment
 - In addition, hospitals routinely support their local municipalities through special payments in lieu of taxes.

SFY 2015 Charity Care Subsidy Shortfall



Community Medical Center

Annual Contributions to the Local and State Economy

- o Total Expenditures: \$327,328,000
- o 1,943 full-time equivalent jobs, including:
 - Nursing: 577
 - Therapy: 90
 - Radiology: 184
 - Pharmacy: 55
 - Pathology and Laboratory: 116
 - Dietary/Housekeeping/Maintenance: 229
- o Purchased Services of \$44,914,000, including:
 - Contracted Labor: \$17,243,000
 - Pharmaceutical Drugs: \$20,084,000
 - Dietary/Laundry/Housekeeping Supplies: \$2,524,000
 - Building Supplies: \$496,000
 - Utilities: \$4,567,000 including:
 - \$3,061,000 in Electric
 - \$861,000 in Oil & Gas
 - \$645,000 in Water/Sewage/Disposal
- o Total Employee Payroll: \$122,676,000
- o Estimated State Income Taxes Paid by Employees: \$6,777,800

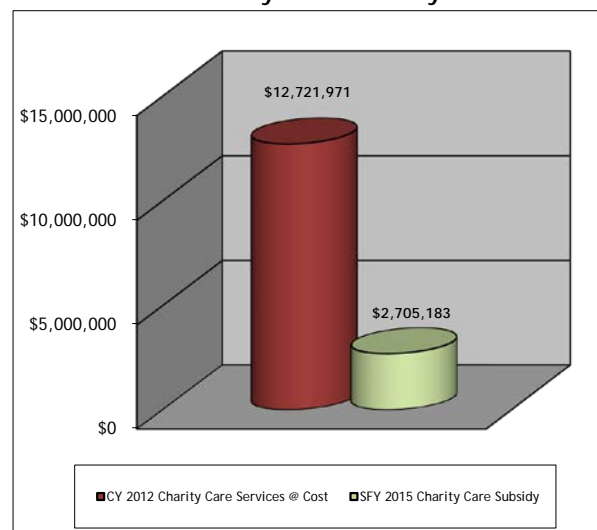
Annual Contributions as a Healthcare Safety Net

- o Hospitals also give back to the community by serving as the primary source of medical services for the state's 1.1 million uninsured, thus serving as the healthcare safety net for the most needy at a cost of close to \$1.3 billion annually.
- o In 2013, uninsured patients presented at Community Medical Center on 17,769 occasions.
- o Hospitals provide a forum for non-salaried physicians to deliver services related to their individual practices.
- o New Jersey's general hospitals are predominantly not-for-profit entities — any excess revenue over expenses is returned to the community in the form of new medical technology, expanded hospital services, maintenance and expansion of physical infrastructure and the enhanced ability to hire & maintain skilled workforce.

Annual Taxes

- o Community Medical Center pays in excess of \$2,254,100 annually in taxes including:
 - 0.53 Percent Assessment: \$1,742,900
 - Adjusted Admissions Assessment: \$371,800
 - Newborn Screening Fees: \$139,300
 - Other assessments such as New Jersey Poison Information & Education System (NJPIES) and Maternal and Child Health Consortium Assessment
 - In addition, hospitals routinely support their local municipalities through special payments in lieu of taxes.

SFY 2015 Charity Care Subsidy Shortfall



Cooper University Hospital

Annual Contributions to the Local and State Economy

- o Total Expenditures: \$702,018,000
- o 3,715 full-time equivalent jobs, including:
 - Nursing: 865
 - Therapy: 140
 - Radiology: 244
 - Pharmacy: 68
 - Pathology and Laboratory: 148
 - Dietary/Housekeeping/Maintenance: 346
- o Purchased Services of \$38,957,000, including:
 - Contracted Labor: \$15,214,000
 - Pharmaceutical Drugs: \$14,463,000
 - Dietary/Laundry/Housekeeping Supplies: \$2,003,000
 - Building Supplies: \$10,000
 - Utilities: \$7,267,000 including:
 - \$4,380,000 in Electric
 - \$1,244,000 in Oil & Gas
 - \$1,643,000 in Water/Sewage/Disposal
- o Total Employee Payroll: \$289,730,000
- o Estimated State Income Taxes Paid by Employees: \$16,007,600

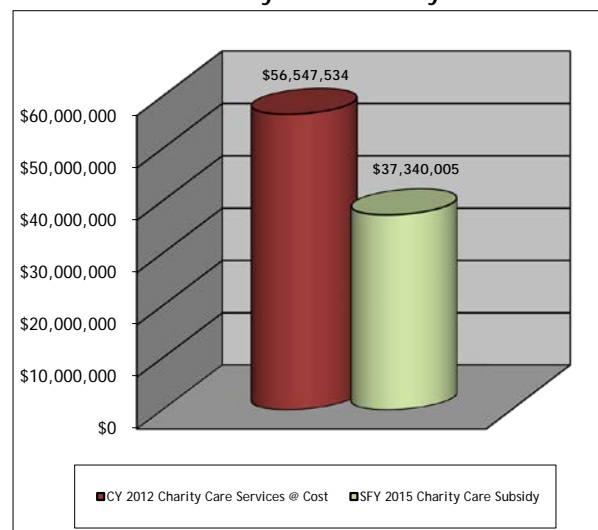
Annual Contributions as a Healthcare Safety Net

- o Hospitals also give back to the community by serving as the primary source of medical services for the state's 1.1 million uninsured, thus serving as the healthcare safety net for the most needy at a cost of close to \$1.3 billion annually.
- o In 2013, uninsured patients presented at Cooper University Hospital on 33,324 occasions.
- o Hospitals provide a forum for non-salaried physicians to deliver services related to their individual practices.
- o New Jersey's general hospitals are predominantly not-for-profit entities — any excess revenue over expenses is returned to the community in the form of new medical technology, expanded hospital services, maintenance and expansion of physical infrastructure and the enhanced ability to hire & maintain skilled workforce.

Annual Taxes

- o Cooper University Hospital pays in excess of \$4,417,000 annually in taxes including:
 - 0.53 Percent Assessment: \$3,920,100
 - Adjusted Admissions Assessment: \$416,600
 - Newborn Screening Fees: \$80,400
 - Other assessments such as New Jersey Poison Information & Education System (NJPIES) and Maternal and Child Health Consortium Assessment
 - In addition, hospitals routinely support their local municipalities through special payments in lieu of taxes.

SFY 2015 Charity Care Subsidy Shortfall



Deborah Heart and Lung Center

Annual Contributions to the Local and State Economy

- o Total Expenditures: \$150,805,000
- o 812 full-time equivalent jobs, including:
 - Nursing: 179
 - Therapy: 29
 - Radiology: 39
 - Pharmacy: 20
 - Pathology and Laboratory: 39
 - Dietary/Housekeeping/Maintenance: 106
- o Purchased Services of \$10,388,000, including:
 - Contracted Labor: \$3,774,000
 - Pharmaceutical Drugs: \$3,334,000
 - Dietary/Laundry/Housekeeping Supplies: \$1,630,000
 - Building Supplies: \$0
 - Utilities: \$1,650,000 including:
 - \$1,095,000 in Electric
 - \$406,000 in Oil & Gas
 - \$149,000 in Water/Sewage/Disposal
- o Total Employee Payroll: \$63,136,000
- o Estimated State Income Taxes Paid by Employees: \$3,488,300

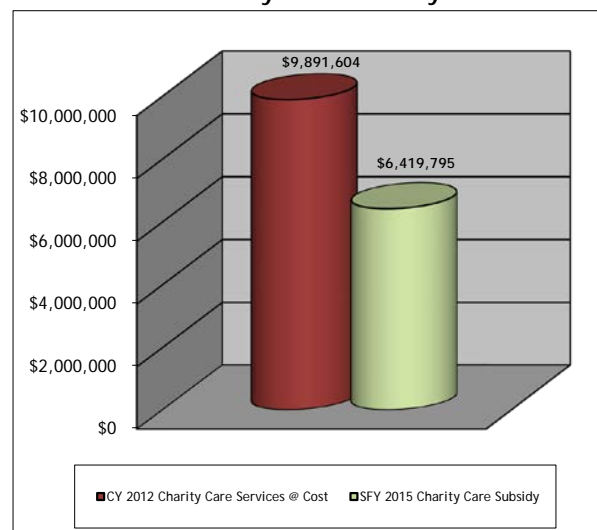
Annual Contributions as a Healthcare Safety Net

- o Hospitals also give back to the community by serving as the primary source of medical services for the state's 1.1 million uninsured, thus serving as the healthcare safety net for the most needy at a cost of close to \$1.3 billion annually.
- o In 2013, uninsured patients presented at Deborah Heart and Lung Center on 6,201 occasions.
- o Hospitals provide a forum for non-salaried physicians to deliver services related to their individual practices.
- o New Jersey's general hospitals are predominantly not-for-profit entities — any excess revenue over expenses is returned to the community in the form of new medical technology, expanded hospital services, maintenance and expansion of physical infrastructure and the enhanced ability to hire & maintain skilled workforce.

Annual Taxes

- o Deborah Heart and Lung Center pays in excess of \$921,900 annually in taxes including:
 - 0.53 Percent Assessment: \$854,600
 - Adjusted Admissions Assessment: \$67,400
 - Newborn Screening Fees: \$0
 - Other assessments such as New Jersey Poison Information & Education System (NJPIES) and Maternal and Child Health Consortium Assessment
 - In addition, hospitals routinely support their local municipalities through special payments in lieu of taxes.

SFY 2015 Charity Care Subsidy Shortfall



East Orange General Hospital

Annual Contributions to the Local and State Economy

- o Total Expenditures: \$110,598,000
- o 935 full-time equivalent jobs, including:
 - Nursing: 294
 - Therapy: 28
 - Radiology: 23
 - Pharmacy: 0
 - Pathology and Laboratory: 31
 - Dietary/Housekeeping/Maintenance: 147
- o Purchased Services of \$15,426,000, including:
 - Contracted Labor: \$7,962,000
 - Pharmaceutical Drugs: \$4,571,000
 - Dietary/Laundry/Housekeeping Supplies: \$1,232,000
 - Building Supplies: \$424,000
 - Utilities: \$1,237,000 including:
 - \$760,000 in Electric
 - \$324,000 in Oil & Gas
 - \$153,000 in Water/Sewage/Disposal
- o Total Employee Payroll: \$51,055,000
- o Estimated State Income Taxes Paid by Employees: \$2,820,800

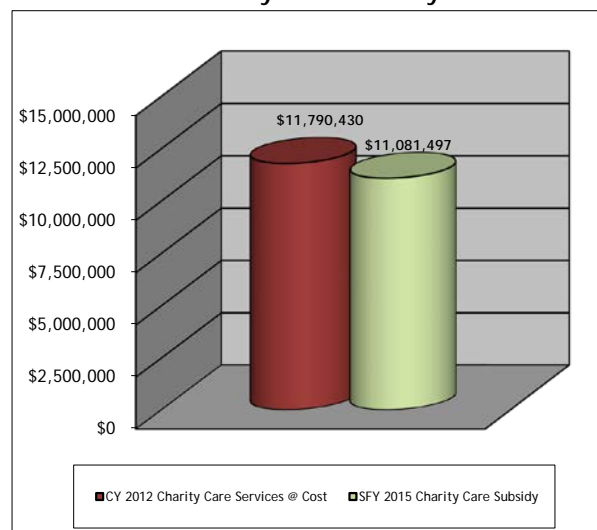
Annual Contributions as a Healthcare Safety Net

- o Hospitals also give back to the community by serving as the primary source of medical services for the state's 1.1 million uninsured, thus serving as the healthcare safety net for the most needy at a cost of close to \$1.3 billion annually.
- o In 2013, uninsured patients presented at East Orange General Hospital on 28,989 occasions.
- o Hospitals provide a forum for non-salaried physicians to deliver services related to their individual practices.
- o New Jersey's general hospitals are predominantly not-for-profit entities — any excess revenue over expenses is returned to the community in the form of new medical technology, expanded hospital services, maintenance and expansion of physical infrastructure and the enhanced ability to hire & maintain skilled workforce.

Annual Taxes

- o East Orange General Hospital pays in excess of \$628,500 annually in taxes including:
 - 0.53 Percent Assessment: \$528,500
 - Adjusted Admissions Assessment: \$100,000
 - Newborn Screening Fees: \$0
 - Other assessments such as New Jersey Poison Information & Education System (NJPIES) and Maternal and Child Health Consortium Assessment
 - In addition, hospitals routinely support their local municipalities through special payments in lieu of taxes.

SFY 2015 Charity Care Subsidy Shortfall



Englewood Hospital and Medical Center

Annual Contributions to the Local and State Economy

- o Total Expenditures: \$414,227,000
- o 1,873 full-time equivalent jobs, including:
 - Nursing: 497
 - Therapy: 62
 - Radiology: 229
 - Pharmacy: 44
 - Pathology and Laboratory: 96
 - Dietary/Housekeeping/Maintenance: 117
- o Purchased Services of \$53,913,000, including:
 - Contracted Labor: \$22,204,000
 - Pharmaceutical Drugs: \$23,513,000
 - Dietary/Laundry/Housekeeping Supplies: \$2,472,000
 - Building Supplies: \$180,000
 - Utilities: \$5,544,000 including:
 - \$3,622,000 in Electric
 - \$1,103,000 in Oil & Gas
 - \$819,000 in Water/Sewage/Disposal
- o Total Employee Payroll: \$129,605,000
- o Estimated State Income Taxes Paid by Employees: \$7,160,700

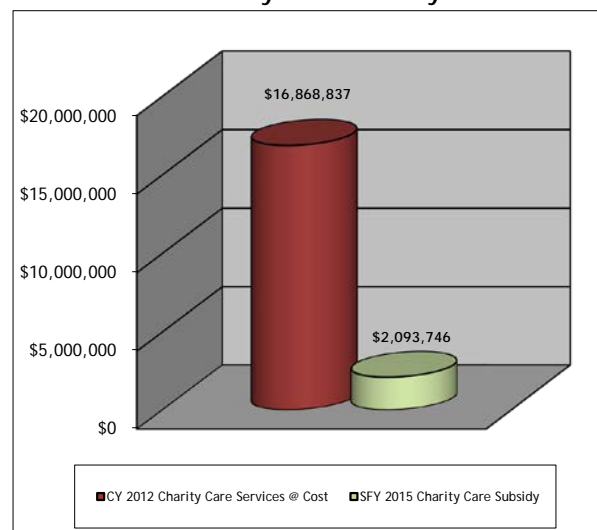
Annual Contributions as a Healthcare Safety Net

- o Hospitals also give back to the community by serving as the primary source of medical services for the state's 1.1 million uninsured, thus serving as the healthcare safety net for the most needy at a cost of close to \$1.3 billion annually.
- o In 2013, uninsured patients presented at Englewood Hospital and Medical Center on 85,558 occasions.
- o Hospitals provide a forum for non-salaried physicians to deliver services related to their individual practices.
- o New Jersey's general hospitals are predominantly not-for-profit entities — any excess revenue over expenses is returned to the community in the form of new medical technology, expanded hospital services, maintenance and expansion of physical infrastructure and the enhanced ability to hire & maintain skilled workforce.

Annual Taxes

- o Englewood Hospital and Medical Center pays in excess of \$2,988,800 annually in taxes including:
 - 0.53 Percent Assessment: \$2,246,300
 - Adjusted Admissions Assessment: \$575,200
 - Newborn Screening Fees: \$167,300
 - Other assessments such as New Jersey Poison Information & Education System (NJPIES) and Maternal and Child Health Consortium Assessment
 - In addition, hospitals routinely support their local municipalities through special payments in lieu of taxes.

SFY 2015 Charity Care Subsidy Shortfall



Hackensack University Medical Center

Annual Contributions to the Local and State Economy

- o Total Expenditures: \$1,341,403,000
- o 6,622 full-time equivalent jobs, including:
 - Nursing: 1,412
 - Therapy: 190
 - Radiology: 948
 - Pharmacy: 151
 - Pathology and Laboratory: 284
 - Dietary/Housekeeping/Maintenance: 534
- o Purchased Services of \$199,870,000, including:
 - Contracted Labor: \$53,654,000
 - Pharmaceutical Drugs: \$119,874,000
 - Dietary/Laundry/Housekeeping Supplies: \$9,214,000
 - Building Supplies: \$737,000
 - Utilities: \$16,391,000 including:
 - \$11,042,000 in Electric
 - \$4,417,000 in Oil & Gas
 - \$932,000 in Water/Sewage/Disposal
- o Total Employee Payroll: \$574,455,000
- o Estimated State Income Taxes Paid by Employees: \$31,738,600

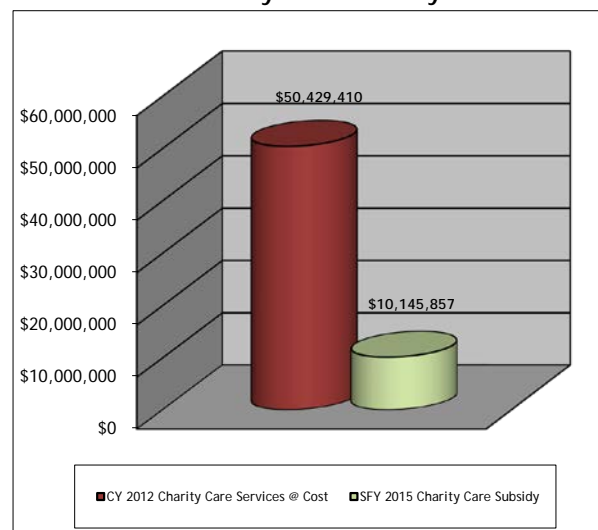
Annual Contributions as a Healthcare Safety Net

- o Hospitals also give back to the community by serving as the primary source of medical services for the state's 1.1 million uninsured, thus serving as the healthcare safety net for the most needy at a cost of close to \$1.3 billion annually.
- o In 2013, uninsured patients presented at Hackensack University Medical Center on 295,715 occasions.
- o Hospitals provide a forum for non-salaried physicians to deliver services related to their individual practices.
- o New Jersey's general hospitals are predominantly not-for-profit entities — any excess revenue over expenses is returned to the community in the form of new medical technology, expanded hospital services, maintenance and expansion of physical infrastructure and the enhanced ability to hire & maintain skilled workforce.

Annual Taxes

- o Hackensack University Medical Center pays in excess of \$8,663,700 annually in taxes including:
 - 0.53 Percent Assessment: \$7,303,800
 - Adjusted Admissions Assessment: \$853,700
 - Newborn Screening Fees: \$506,200
 - Other assessments such as New Jersey Poison Information & Education System (NJPIES) and Maternal and Child Health Consortium Assessment
 - In addition, hospitals routinely support their local municipalities through special payments in lieu of taxes.

SFY 2015 Charity Care Subsidy Shortfall



HackensackUMC at Pascack Valley

Annual Contributions to the Local and State Economy

- o Total Expenditures: \$48,312,000
- o 283 full-time equivalent jobs, including:
 - Nursing: 60
 - Therapy: 12
 - Radiology: 22
 - Pharmacy: 8
 - Pathology and Laboratory: 16
 - Dietary/Housekeeping/Maintenance: 39
- o Purchased Services of \$6,834,000, including:
 - Contracted Labor: \$4,228,000
 - Pharmaceutical Drugs: \$506,000
 - Dietary/Laundry/Housekeeping Supplies: \$396,000
 - Building Supplies: \$5,000
 - Utilities: \$1,699,000 including:
 - \$1,258,000 in Electric
 - \$269,000 in Oil & Gas
 - \$172,000 in Water/Sewage/Disposal
- o Total Employee Payroll: \$20,449,000
- o Estimated State Income Taxes Paid by Employees: \$1,129,800

Annual Contributions as a Healthcare Safety Net

- o Hospitals also give back to the community by serving as the primary source of medical services for the state's 1.1 million uninsured, thus serving as the healthcare safety net for the most needy at a cost of close to \$1.3 billion annually.
- o In 2013, uninsured patients presented at HackensackUMC at Pascack Valley on 858 occasions.
- o Hospitals provide a forum for non-salaried physicians to deliver services related to their individual practices.
- o New Jersey's general hospitals are predominantly not-for-profit entities — any excess revenue over expenses is returned to the community in the form of new medical technology, expanded hospital services, maintenance and expansion of physical infrastructure and the enhanced ability to hire & maintain skilled workforce.

Annual Taxes

- o HackensackUMC at Pascack Valley pays in excess of \$178,100 annually in taxes including:
 - 0.53 Percent Assessment: \$150,100
 - Adjusted Admissions Assessment: \$21,600
 - Newborn Screening Fees: \$6,400
 - Other assessments such as New Jersey Poison Information & Education System (NJPIES) and Maternal and Child Health Consortium Assessment
 - In addition, hospitals routinely support their local municipalities through special payments in lieu of taxes.

SFY 2015 Charity Care Subsidy Shortfall

The New Jersey Department of Health did not calculate a charity care subsidy for HackensackUMC at Pascack Valley for state fiscal year 2015.

HackensackUMC Mountainside

Annual Contributions to the Local and State Economy

- o Total Expenditures: \$208,860,000
- o 1,309 full-time equivalent jobs, including:
 - Nursing: 325
 - Therapy: 38
 - Radiology: 64
 - Pharmacy: 24
 - Pathology and Laboratory: 59
 - Dietary/Housekeeping/Maintenance: 169
- o Purchased Services of \$38,653,000, including:
 - Contracted Labor: \$24,641,000
 - Pharmaceutical Drugs: \$9,846,000
 - Dietary/Laundry/Housekeeping Supplies: \$285,000
 - Building Supplies: \$207,000
 - Utilities: \$3,674,000 including:
 - \$2,701,000 in Electric
 - \$641,000 in Oil & Gas
 - \$332,000 in Water/Sewage/Disposal
- o Total Employee Payroll: \$86,957,000
- o Estimated State Income Taxes Paid by Employees: \$4,804,400

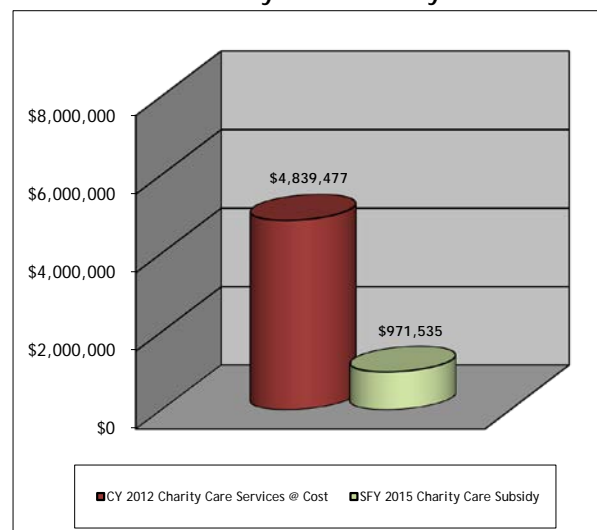
Annual Contributions as a Healthcare Safety Net

- o Hospitals also give back to the community by serving as the primary source of medical services for the state's 1.1 million uninsured, thus serving as the healthcare safety net for the most needy at a cost of close to \$1.3 billion annually.
- o In 2013, uninsured patients presented at HackensackUMC Mountainside on 12,281 occasions.
- o Hospitals provide a forum for non-salaried physicians to deliver services related to their individual practices.
- o New Jersey's general hospitals are predominantly not-for-profit entities — any excess revenue over expenses is returned to the community in the form of new medical technology, expanded hospital services, maintenance and expansion of physical infrastructure and the enhanced ability to hire & maintain skilled workforce.

Annual Taxes

- o HackensackUMC Mountainside pays in excess of \$1,558,700 annually in taxes including:
 - 0.53 Percent Assessment: \$1,179,200
 - Adjusted Admissions Assessment: \$260,200
 - Newborn Screening Fees: \$119,300
 - Other assessments such as New Jersey Poison Information & Education System (NJPIES) and Maternal and Child Health Consortium Assessment
 - In addition, hospitals routinely support their local municipalities through special payments in lieu of taxes.

SFY 2015 Charity Care Subsidy Shortfall



Hackettstown Regional Medical Center

Annual Contributions to the Local and State Economy

- o Total Expenditures: \$93,880,000
- o 620 full-time equivalent jobs, including:
 - Nursing: 131
 - Therapy: 26
 - Radiology: 45
 - Pharmacy: 18
 - Pathology and Laboratory: 30
 - Dietary/Housekeeping/Maintenance: 64
- o Purchased Services of \$19,242,000, including:
 - Contracted Labor: \$13,977,000
 - Pharmaceutical Drugs: \$3,039,000
 - Dietary/Laundry/Housekeeping Supplies: \$569,000
 - Building Supplies: \$474,000
 - Utilities: \$1,183,000 including:
 - \$761,000 in Electric
 - \$229,000 in Oil & Gas
 - \$193,000 in Water/Sewage/Disposal
- o Total Employee Payroll: \$37,662,000
- o Estimated State Income Taxes Paid by Employees: \$2,080,800

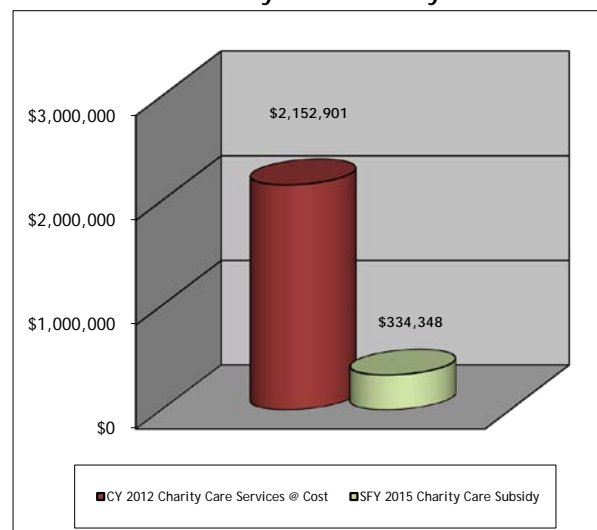
Annual Contributions as a Healthcare Safety Net

- o Hospitals also give back to the community by serving as the primary source of medical services for the state's 1.1 million uninsured, thus serving as the healthcare safety net for the most needy at a cost of close to \$1.3 billion annually.
- o In 2013, uninsured patients presented at Hackettstown Regional Medical Center on 7,801 occasions.
- o Hospitals provide a forum for non-salaried physicians to deliver services related to their individual practices.
- o New Jersey's general hospitals are predominantly not-for-profit entities — any excess revenue over expenses is returned to the community in the form of new medical technology, expanded hospital services, maintenance and expansion of physical infrastructure and the enhanced ability to hire & maintain skilled workforce.

Annual Taxes

- o Hackettstown Regional Medical Center pays in excess of \$613,900 annually in taxes including:
 - 0.53 Percent Assessment: \$492,700
 - Adjusted Admissions Assessment: \$78,900
 - Newborn Screening Fees: \$42,300
 - Other assessments such as New Jersey Poison Information & Education System (NJPIES) and Maternal and Child Health Consortium Assessment
 - In addition, hospitals routinely support their local municipalities through special payments in lieu of taxes.

SFY 2015 Charity Care Subsidy Shortfall



Holy Name Medical Center

Annual Contributions to the Local and State Economy

- o Total Expenditures: \$297,182,000
- o 1,776 full-time equivalent jobs, including:
 - Nursing: 415
 - Therapy: 71
 - Radiology: 235
 - Pharmacy: 41
 - Pathology and Laboratory: 109
 - Dietary/Housekeeping/Maintenance: 192
- o Purchased Services of \$48,493,000, including:
 - Contracted Labor: \$19,143,000
 - Pharmaceutical Drugs: \$23,073,000
 - Dietary/Laundry/Housekeeping Supplies: \$2,446,000
 - Building Supplies: \$259,000
 - Utilities: \$3,572,000 including:
 - \$2,512,000 in Electric
 - \$400,000 in Oil & Gas
 - \$660,000 in Water/Sewage/Disposal
- o Total Employee Payroll: \$128,204,000
- o Estimated State Income Taxes Paid by Employees: \$7,083,300

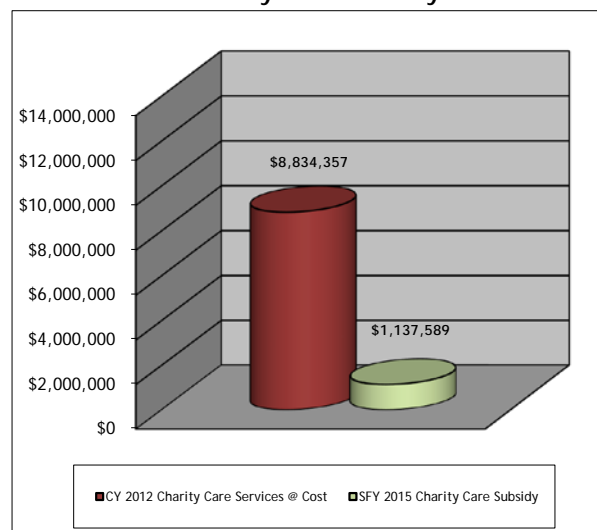
Annual Contributions as a Healthcare Safety Net

- o Hospitals also give back to the community by serving as the primary source of medical services for the state's 1.1 million uninsured, thus serving as the healthcare safety net for the most needy at a cost of close to \$1.3 billion annually.
- o In 2013, uninsured patients presented at Holy Name Medical Center on 19,891 occasions.
- o Hospitals provide a forum for non-salaried physicians to deliver services related to their individual practices.
- o New Jersey's general hospitals are predominantly not-for-profit entities — any excess revenue over expenses is returned to the community in the form of new medical technology, expanded hospital services, maintenance and expansion of physical infrastructure and the enhanced ability to hire & maintain skilled workforce.

Annual Taxes

- o Holy Name Medical Center pays in excess of \$2,212,200 annually in taxes including:
 - 0.53 Percent Assessment: \$1,687,800
 - Adjusted Admissions Assessment: \$385,500
 - Newborn Screening Fees: \$138,900
 - Other assessments such as New Jersey Poison Information & Education System (NJPIES) and Maternal and Child Health Consortium Assessment
 - In addition, hospitals routinely support their local municipalities through special payments in lieu of taxes.

SFY 2015 Charity Care Subsidy Shortfall



Hunterdon Medical Center

Annual Contributions to the Local and State Economy

- o Total Expenditures: \$278,111,000
- o 1,697 full-time equivalent jobs, including:
 - Nursing: 266
 - Therapy: 72
 - Radiology: 138
 - Pharmacy: 26
 - Pathology and Laboratory: 72
 - Dietary/Housekeeping/Maintenance: 127
- o Purchased Services of \$14,298,000, including:
 - Contracted Labor: \$4,668,000
 - Pharmaceutical Drugs: \$5,352,000
 - Dietary/Laundry/Housekeeping Supplies: \$956,000
 - Building Supplies: \$400,000
 - Utilities: \$2,922,000 including:
 - \$1,957,000 in Electric
 - \$587,000 in Oil & Gas
 - \$378,000 in Water/Sewage/Disposal
- o Total Employee Payroll: \$122,492,000
- o Estimated State Income Taxes Paid by Employees: \$6,767,700

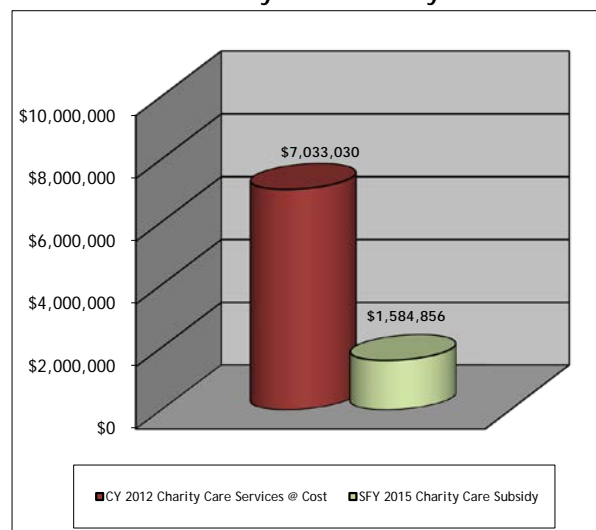
Annual Contributions as a Healthcare Safety Net

- o Hospitals also give back to the community by serving as the primary source of medical services for the state's 1.1 million uninsured, thus serving as the healthcare safety net for the most needy at a cost of close to \$1.3 billion annually.
- o In 2013, uninsured patients presented at Hunterdon Medical Center on 32,949 occasions.
- o Hospitals provide a forum for non-salaried physicians to deliver services related to their individual practices.
- o New Jersey's general hospitals are predominantly not-for-profit entities — any excess revenue over expenses is returned to the community in the form of new medical technology, expanded hospital services, maintenance and expansion of physical infrastructure and the enhanced ability to hire & maintain skilled workforce.

Annual Taxes

- o Hunterdon Medical Center pays in excess of \$1,795,300 annually in taxes including:
 - 0.53 Percent Assessment: \$1,474,800
 - Adjusted Admissions Assessment: \$238,500
 - Newborn Screening Fees: \$82,000
 - Other assessments such as New Jersey Poison Information & Education System (NJPIES) and Maternal and Child Health Consortium Assessment
 - In addition, hospitals routinely support their local municipalities through special payments in lieu of taxes.

SFY 2015 Charity Care Subsidy Shortfall



Inspira Medical Center Elmer

Annual Contributions to the Local and State Economy

- o Total Expenditures: \$60,241,000
- o 399 full-time equivalent jobs, including:
 - Nursing: 102
 - Therapy: 13
 - Radiology: 31
 - Pharmacy: 8
 - Pathology and Laboratory: 17
 - Dietary/Housekeeping/Maintenance: 47
- o Purchased Services of \$5,915,000, including:
 - Contracted Labor: \$3,875,000
 - Pharmaceutical Drugs: \$842,000
 - Dietary/Laundry/Housekeeping Supplies: \$384,000
 - Building Supplies: \$4,000
 - Utilities: \$810,000 including:
 - \$590,000 in Electric
 - \$117,000 in Oil & Gas
 - \$103,000 in Water/Sewage/Disposal
- o Total Employee Payroll: \$26,628,000
- o Estimated State Income Taxes Paid by Employees: \$1,471,200

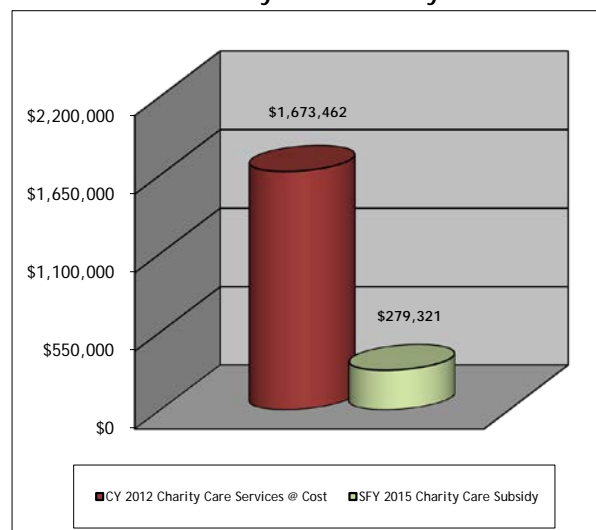
Annual Contributions as a Healthcare Safety Net

- o Hospitals also give back to the community by serving as the primary source of medical services for the state's 1.1 million uninsured, thus serving as the healthcare safety net for the most needy at a cost of close to \$1.3 billion annually.
- o In 2013, uninsured patients presented at Inspira Medical Center Elmer on 6,163 occasions.
- o Hospitals provide a forum for non-salaried physicians to deliver services related to their individual practices.
- o New Jersey's general hospitals are predominantly not-for-profit entities — any excess revenue over expenses is returned to the community in the form of new medical technology, expanded hospital services, maintenance and expansion of physical infrastructure and the enhanced ability to hire & maintain skilled workforce.

Annual Taxes

- o Inspira Medical Center Elmer pays in excess of \$465,300 annually in taxes including:
 - 0.53 Percent Assessment: \$353,700
 - Adjusted Admissions Assessment: \$81,800
 - Newborn Screening Fees: \$29,900
 - Other assessments such as New Jersey Poison Information & Education System (NJPIES) and Maternal and Child Health Consortium Assessment
 - In addition, hospitals routinely support their local municipalities through special payments in lieu of taxes.

SFY 2015 Charity Care Subsidy Shortfall



Inspira Medical Center Vineland

Annual Contributions to the Local and State Economy

- o Total Expenditures: \$330,425,000
- o 2,169 full-time equivalent jobs, including:
 - Nursing: 591
 - Therapy: 47
 - Radiology: 212
 - Pharmacy: 32
 - Pathology and Laboratory: 101
 - Dietary/Housekeeping/Maintenance: 207
- o Purchased Services of \$33,311,000, including:
 - Contracted Labor: \$20,505,000
 - Pharmaceutical Drugs: \$6,206,000
 - Dietary/Laundry/Housekeeping Supplies: \$2,037,000
 - Building Supplies: \$17,000
 - Utilities: \$4,546,000 including:
 - \$3,167,000 in Electric
 - \$913,000 in Oil & Gas
 - \$466,000 in Water/Sewage/Disposal
- o Total Employee Payroll: \$140,085,000
- o Estimated State Income Taxes Paid by Employees: \$7,739,700

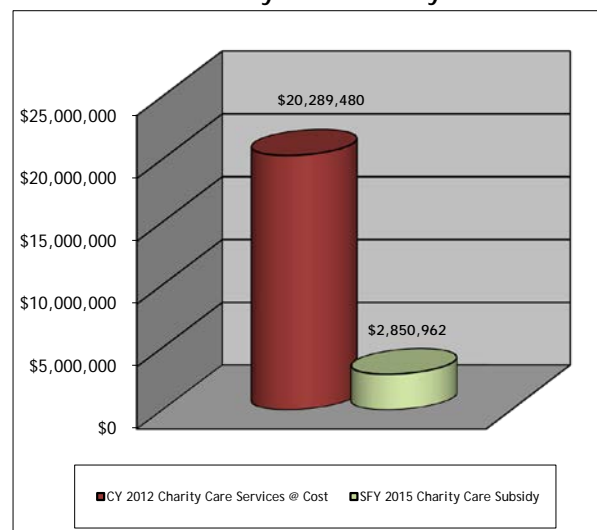
Annual Contributions as a Healthcare Safety Net

- o Hospitals also give back to the community by serving as the primary source of medical services for the state's 1.1 million uninsured, thus serving as the healthcare safety net for the most needy at a cost of close to \$1.3 billion annually.
- o In 2013, uninsured patients presented at Inspira Medical Center Vineland on 49,257 occasions.
- o Hospitals provide a forum for non-salaried physicians to deliver services related to their individual practices.
- o New Jersey's general hospitals are predominantly not-for-profit entities — any excess revenue over expenses is returned to the community in the form of new medical technology, expanded hospital services, maintenance and expansion of physical infrastructure and the enhanced ability to hire & maintain skilled workforce.

Annual Taxes

- o Inspira Medical Center Vineland pays in excess of \$2,356,900 annually in taxes including:
 - 0.53 Percent Assessment: \$1,795,300
 - Adjusted Admissions Assessment: \$382,300
 - Newborn Screening Fees: \$179,300
 - Other assessments such as New Jersey Poison Information & Education System (NJPIES) and Maternal and Child Health Consortium Assessment
 - In addition, hospitals routinely support their local municipalities through special payments in lieu of taxes.

SFY 2015 Charity Care Subsidy Shortfall



Inspira Medical Center Woodbury

Annual Contributions to the Local and State Economy

- o Total Expenditures: \$176,342,000
- o 1,306 full-time equivalent jobs, including:
 - Nursing: 369
 - Therapy: 56
 - Radiology: 61
 - Pharmacy: 28
 - Pathology and Laboratory: 66
 - Dietary/Housekeeping/Maintenance: 97
- o Purchased Services of \$19,176,000, including:
 - Contracted Labor: \$9,777,000
 - Pharmaceutical Drugs: \$5,410,000
 - Dietary/Laundry/Housekeeping Supplies: \$548,000
 - Building Supplies: \$8,000
 - Utilities: \$3,433,000 including:
 - \$1,607,000 in Electric
 - \$1,244,000 in Oil & Gas
 - \$582,000 in Water/Sewage/Disposal
- o Total Employee Payroll: \$78,766,000
- o Estimated State Income Taxes Paid by Employees: \$4,351,800

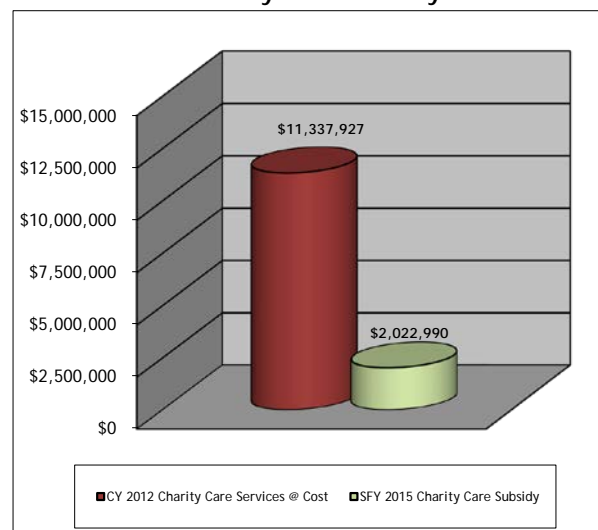
Annual Contributions as a Healthcare Safety Net

- o Hospitals also give back to the community by serving as the primary source of medical services for the state's 1.1 million uninsured, thus serving as the healthcare safety net for the most needy at a cost of close to \$1.3 billion annually.
- o In 2013, uninsured patients presented at Inspira Medical Center Woodbury on 18,594 occasions.
- o Hospitals provide a forum for non-salaried physicians to deliver services related to their individual practices.
- o New Jersey's general hospitals are predominantly not-for-profit entities — any excess revenue over expenses is returned to the community in the form of new medical technology, expanded hospital services, maintenance and expansion of physical infrastructure and the enhanced ability to hire & maintain skilled workforce.

Annual Taxes

- o Inspira Medical Center Woodbury pays in excess of \$1,153,300 annually in taxes including:
 - 0.53 Percent Assessment: \$874,200
 - Adjusted Admissions Assessment: \$202,500
 - Newborn Screening Fees: \$76,600
 - Other assessments such as New Jersey Poison Information & Education System (NJPIES) and Maternal and Child Health Consortium Assessment
 - In addition, hospitals routinely support their local municipalities through special payments in lieu of taxes.

SFY 2015 Charity Care Subsidy Shortfall



Jersey City Medical Center

Annual Contributions to the Local and State Economy

- o Total Expenditures: \$350,929,000
- o 1,945 full-time equivalent jobs, including:
 - Nursing: 533
 - Therapy: 48
 - Radiology: 66
 - Pharmacy: 27
 - Pathology and Laboratory: 41
 - Dietary/Housekeeping/Maintenance: 150
- o Purchased Services of \$70,292,000, including:
 - Contracted Labor: \$55,606,000
 - Pharmaceutical Drugs: \$8,603,000
 - Dietary/Laundry/Housekeeping Supplies: \$2,896,000
 - Building Supplies: \$532,000
 - Utilities: \$2,655,000 including:
 - \$2,285,000 in Electric
 - \$7,000 in Oil & Gas
 - \$363,000 in Water/Sewage/Disposal
- o Total Employee Payroll: \$142,095,000
- o Estimated State Income Taxes Paid by Employees: \$7,850,700

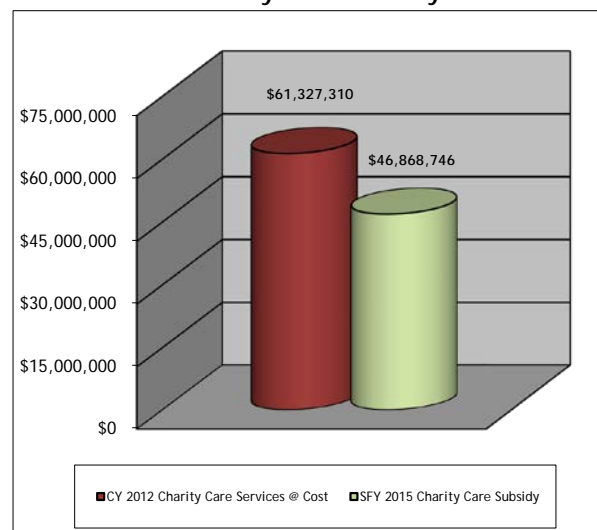
Annual Contributions as a Healthcare Safety Net

- o Hospitals also give back to the community by serving as the primary source of medical services for the state's 1.1 million uninsured, thus serving as the healthcare safety net for the most needy at a cost of close to \$1.3 billion annually.
- o In 2013, uninsured patients presented at Jersey City Medical Center on 49,371 occasions.
- o Hospitals provide a forum for non-salaried physicians to deliver services related to their individual practices.
- o New Jersey's general hospitals are predominantly not-for-profit entities — any excess revenue over expenses is returned to the community in the form of new medical technology, expanded hospital services, maintenance and expansion of physical infrastructure and the enhanced ability to hire & maintain skilled workforce.

Annual Taxes

- o Jersey City Medical Center pays in excess of \$2,416,600 annually in taxes including:
 - 0.53 Percent Assessment: \$2,017,200
 - Adjusted Admissions Assessment: \$247,600
 - Newborn Screening Fees: \$151,800
 - Other assessments such as New Jersey Poison Information & Education System (NJPIES) and Maternal and Child Health Consortium Assessment
 - In addition, hospitals routinely support their local municipalities through special payments in lieu of taxes.

SFY 2015 Charity Care Subsidy Shortfall



Jersey Shore University Medical Center

Annual Contributions to the Local and State Economy

- o Total Expenditures: \$588,067,000
- o 3,164 full-time equivalent jobs, including:
 - Nursing: 983
 - Therapy: 75
 - Radiology: 163
 - Pharmacy: 83
 - Pathology and Laboratory: 108
 - Dietary/Housekeeping/Maintenance: 284
- o Purchased Services of \$63,065,000, including:
 - Contracted Labor: \$33,448,000
 - Pharmaceutical Drugs: \$21,996,000
 - Dietary/Laundry/Housekeeping Supplies: \$942,000
 - Building Supplies: \$1,061,000
 - Utilities: \$5,618,000 including:
 - \$3,536,000 in Electric
 - \$1,447,000 in Oil & Gas
 - \$635,000 in Water/Sewage/Disposal
- o Total Employee Payroll: \$218,442,000
- o Estimated State Income Taxes Paid by Employees: \$12,068,900

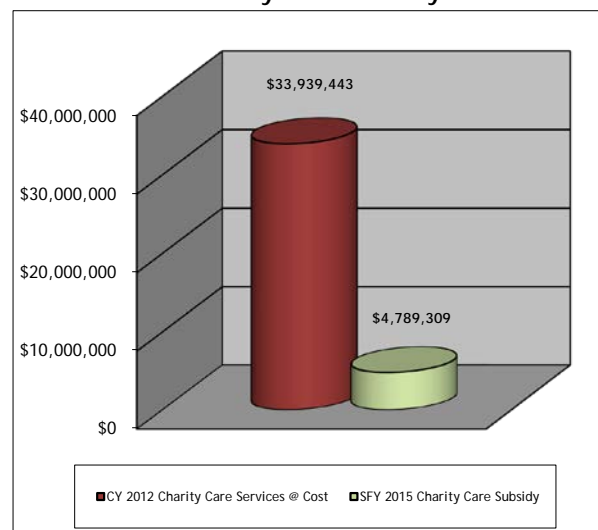
Annual Contributions as a Healthcare Safety Net

- o Hospitals also give back to the community by serving as the primary source of medical services for the state's 1.1 million uninsured, thus serving as the healthcare safety net for the most needy at a cost of close to \$1.3 billion annually.
- o In 2013, uninsured patients presented at Jersey Shore University Medical Center on 45,547 occasions.
- o Hospitals provide a forum for non-salaried physicians to deliver services related to their individual practices.
- o New Jersey's general hospitals are predominantly not-for-profit entities — any excess revenue over expenses is returned to the community in the form of new medical technology, expanded hospital services, maintenance and expansion of physical infrastructure and the enhanced ability to hire & maintain skilled workforce.

Annual Taxes

- o Jersey Shore University Medical Center pays in excess of \$3,901,100 annually in taxes including:
 - 0.53 Percent Assessment: \$3,370,400
 - Adjusted Admissions Assessment: \$381,600
 - Newborn Screening Fees: \$149,100
 - Other assessments such as New Jersey Poison Information & Education System (NJPIES) and Maternal and Child Health Consortium Assessment
 - In addition, hospitals routinely support their local municipalities through special payments in lieu of taxes.

SFY 2015 Charity Care Subsidy Shortfall



JFK Medical Center

Annual Contributions to the Local and State Economy

- o Total Expenditures: \$387,740,000
- o 2,666 full-time equivalent jobs, including:
 - Nursing: 543
 - Therapy: 37
 - Radiology: 151
 - Pharmacy: 58
 - Pathology and Laboratory: 119
 - Dietary/Housekeeping/Maintenance: 261
- o Purchased Services of \$78,399,000, including:
 - Contracted Labor: \$48,336,000
 - Pharmaceutical Drugs: \$21,969,000
 - Dietary/Laundry/Housekeeping Supplies: \$3,661,000
 - Building Supplies: \$442,000
 - Utilities: \$3,991,000 including:
 - \$2,892,000 in Electric
 - \$600,000 in Oil & Gas
 - \$530,000 in Water/Sewage/Disposal
- o Total Employee Payroll: \$171,792,000
- o Estimated State Income Taxes Paid by Employees: \$9,491,500

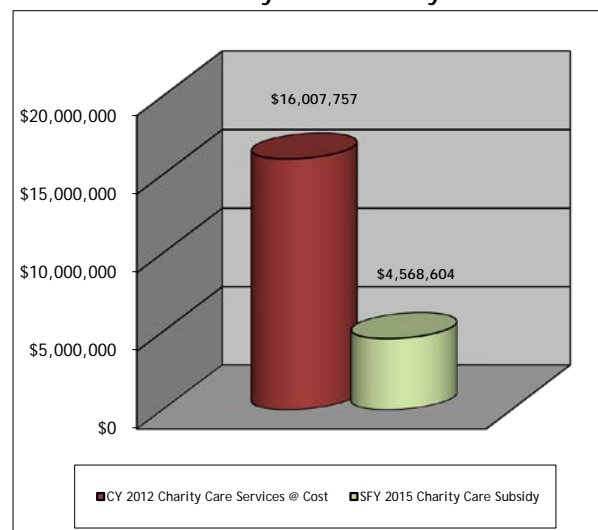
Annual Contributions as a Healthcare Safety Net

- o Hospitals also give back to the community by serving as the primary source of medical services for the state's 1.1 million uninsured, thus serving as the healthcare safety net for the most needy at a cost of close to \$1.3 billion annually.
- o In 2013, uninsured patients presented at JFK Medical Center on 21,241 occasions.
- o Hospitals provide a forum for non-salaried physicians to deliver services related to their individual practices.
- o New Jersey's general hospitals are predominantly not-for-profit entities — any excess revenue over expenses is returned to the community in the form of new medical technology, expanded hospital services, maintenance and expansion of physical infrastructure and the enhanced ability to hire & maintain skilled workforce.

Annual Taxes

- o JFK Medical Center pays in excess of \$2,646,900 annually in taxes including:
 - 0.53 Percent Assessment: \$2,101,800
 - Adjusted Admissions Assessment: \$342,800
 - Newborn Screening Fees: \$202,300
 - Other assessments such as New Jersey Poison Information & Education System (NJPIES) and Maternal and Child Health Consortium Assessment
 - In addition, hospitals routinely support their local municipalities through special payments in lieu of taxes.

SFY 2015 Charity Care Subsidy Shortfall



Kennedy University Hospital - Cherry Hill

Annual Contributions to the Local and State Economy

- o Total Expenditures: \$108,673,000
- o 709 full-time equivalent jobs, including:
 - Nursing: 228
 - Therapy: 20
 - Radiology: 44
 - Pharmacy: 20
 - Pathology and Laboratory: 29
 - Dietary/Housekeeping/Maintenance: 90
- o Purchased Services of \$16,566,000, including:
 - Contracted Labor: \$9,721,000
 - Pharmaceutical Drugs: \$3,466,000
 - Dietary/Laundry/Housekeeping Supplies: \$1,354,000
 - Building Supplies: \$14,000
 - Utilities: \$2,011,000 including:
 - \$1,471,000 in Electric
 - \$189,000 in Oil & Gas
 - \$351,000 in Water/Sewage/Disposal
- o Total Employee Payroll: \$45,413,000
- o Estimated State Income Taxes Paid by Employees: \$2,509,100

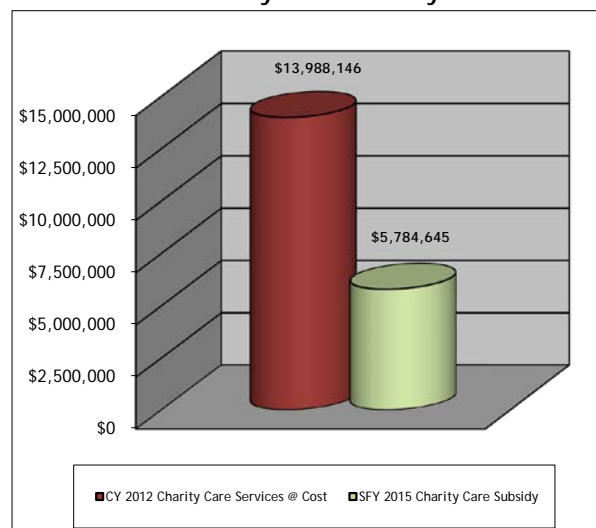
Annual Contributions as a Healthcare Safety Net

- o Hospitals also give back to the community by serving as the primary source of medical services for the state's 1.1 million uninsured, thus serving as the healthcare safety net for the most needy at a cost of close to \$1.3 billion annually.
- o In 2013, uninsured patients presented at Kennedy University Hospital - Cherry Hill on 9,958 occasions.
- o Hospitals provide a forum for non-salaried physicians to deliver services related to their individual practices.
- o New Jersey's general hospitals are predominantly not-for-profit entities — any excess revenue over expenses is returned to the community in the form of new medical technology, expanded hospital services, maintenance and expansion of physical infrastructure and the enhanced ability to hire & maintain skilled workforce.

Annual Taxes

- o Kennedy University Hospital - Cherry Hill pays in excess of \$612,200 annually in taxes including:
 - 0.53 Percent Assessment: \$522,300
 - Adjusted Admissions Assessment: \$89,900
 - Newborn Screening Fees: \$0
 - Other assessments such as New Jersey Poison Information & Education System (NJPIES) and Maternal and Child Health Consortium Assessment
 - In addition, hospitals routinely support their local municipalities through special payments in lieu of taxes.

SFY 2015 Charity Care Subsidy Shortfall



Kennedy University Hospital - Stratford

Annual Contributions to the Local and State Economy

- o Total Expenditures: \$125,570,000
- o 764 full-time equivalent jobs, including:
 - Nursing: 161
 - Therapy: 18
 - Radiology: 49
 - Pharmacy: 20
 - Pathology and Laboratory: 29
 - Dietary/Housekeeping/Maintenance: 92
- o Purchased Services of \$18,425,000, including:
 - Contracted Labor: \$10,902,000
 - Pharmaceutical Drugs: \$4,482,000
 - Dietary/Laundry/Housekeeping Supplies: \$1,131,000
 - Building Supplies: \$12,000
 - Utilities: \$1,898,000 including:
 - \$1,199,000 in Electric
 - \$383,000 in Oil & Gas
 - \$316,000 in Water/Sewage/Disposal
- o Total Employee Payroll: \$49,502,000
- o Estimated State Income Taxes Paid by Employees: \$2,735,000

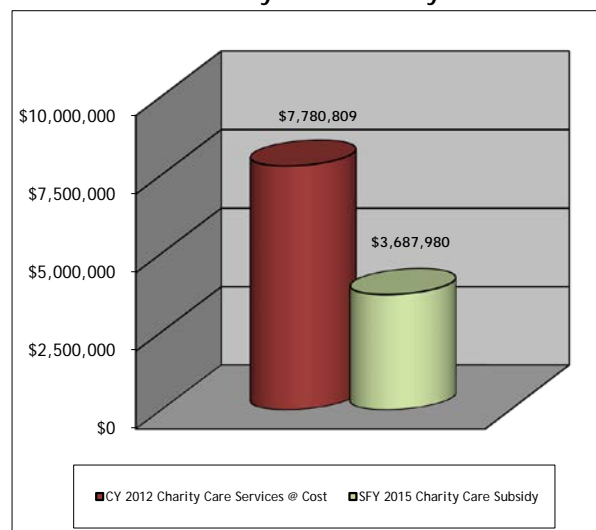
Annual Contributions as a Healthcare Safety Net

- o Hospitals also give back to the community by serving as the primary source of medical services for the state's 1.1 million uninsured, thus serving as the healthcare safety net for the most needy at a cost of close to \$1.3 billion annually.
- o In 2013, uninsured patients presented at Kennedy University Hospital - Stratford on 15,550 occasions.
- o Hospitals provide a forum for non-salaried physicians to deliver services related to their individual practices.
- o New Jersey's general hospitals are predominantly not-for-profit entities — any excess revenue over expenses is returned to the community in the form of new medical technology, expanded hospital services, maintenance and expansion of physical infrastructure and the enhanced ability to hire & maintain skilled workforce.

Annual Taxes

- o Kennedy University Hospital - Stratford pays in excess of \$686,800 annually in taxes including:
 - 0.53 Percent Assessment: \$584,500
 - Adjusted Admissions Assessment: \$102,300
 - Newborn Screening Fees: \$0
 - Other assessments such as New Jersey Poison Information & Education System (NJPIES) and Maternal and Child Health Consortium Assessment
 - In addition, hospitals routinely support their local municipalities through special payments in lieu of taxes.

SFY 2015 Charity Care Subsidy Shortfall



Kennedy University Hospital - Washington Township

Annual Contributions to the Local and State Economy

- o Total Expenditures: \$239,197,000
- o 1,331 full-time equivalent jobs, including:
 - Nursing: 399
 - Therapy: 31
 - Radiology: 95
 - Pharmacy: 31
 - Pathology and Laboratory: 59
 - Dietary/Housekeeping/Maintenance: 128
- o Purchased Services of \$39,239,000, including:
 - Contracted Labor: \$21,320,000
 - Pharmaceutical Drugs: \$12,693,000
 - Dietary/Laundry/Housekeeping Supplies: \$1,836,000
 - Building Supplies: \$13,000
 - Utilities: \$3,377,000 including:
 - \$2,378,000 in Electric
 - \$514,000 in Oil & Gas
 - \$485,000 in Water/Sewage/Disposal
- o Total Employee Payroll: \$87,014,000
- o Estimated State Income Taxes Paid by Employees: \$4,807,500

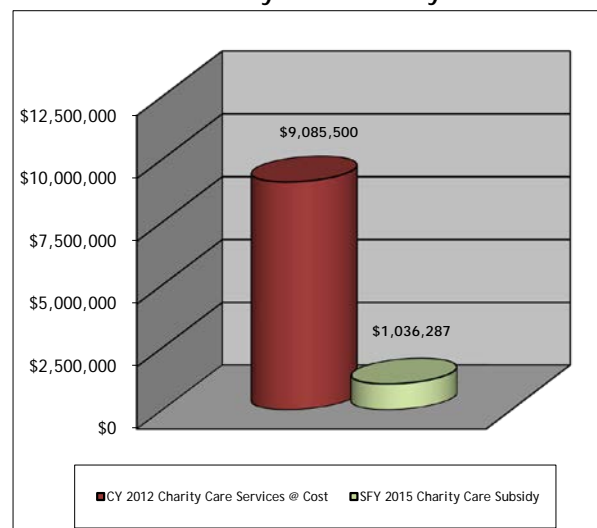
Annual Contributions as a Healthcare Safety Net

- o Hospitals also give back to the community by serving as the primary source of medical services for the state's 1.1 million uninsured, thus serving as the healthcare safety net for the most needy at a cost of close to \$1.3 billion annually.
- o In 2013, uninsured patients presented at Kennedy University Hospital - Washington Township on 15,176 occasions.
- o Hospitals provide a forum for non-salaried physicians to deliver services related to their individual practices.
- o New Jersey's general hospitals are predominantly not-for-profit entities — any excess revenue over expenses is returned to the community in the form of new medical technology, expanded hospital services, maintenance and expansion of physical infrastructure and the enhanced ability to hire & maintain skilled workforce.

Annual Taxes

- o Kennedy University Hospital - Washington Township pays in excess of \$1,806,000 annually in taxes
 - 0.53 Percent Assessment: \$1,516,800
 - Adjusted Admissions Assessment: \$210,700
 - Newborn Screening Fees: \$78,400
 - Other assessments such as New Jersey Poison Information & Education System (NJPIES) and Maternal and Child Health Consortium Assessment
 - In addition, hospitals routinely support their local municipalities through special payments in lieu of taxes.

SFY 2015 Charity Care Subsidy Shortfall



Lourdes Medical Center of Burlington County

Annual Contributions to the Local and State Economy

- o Total Expenditures: \$110,410,000
- o 722 full-time equivalent jobs, including:
 - Nursing: 212
 - Therapy: 45
 - Radiology: 17
 - Pharmacy: 14
 - Pathology and Laboratory: 32
 - Dietary/Housekeeping/Maintenance: 48
- o Purchased Services of \$28,091,000, including:
 - Contracted Labor: \$21,761,000
 - Pharmaceutical Drugs: \$3,288,000
 - Dietary/Laundry/Housekeeping Supplies: \$1,415,000
 - Building Supplies: \$0
 - Utilities: \$1,627,000 including:
 - \$1,223,000 in Electric
 - \$246,000 in Oil & Gas
 - \$158,000 in Water/Sewage/Disposal
- o Total Employee Payroll: \$43,237,000
- o Estimated State Income Taxes Paid by Employees: \$2,388,800

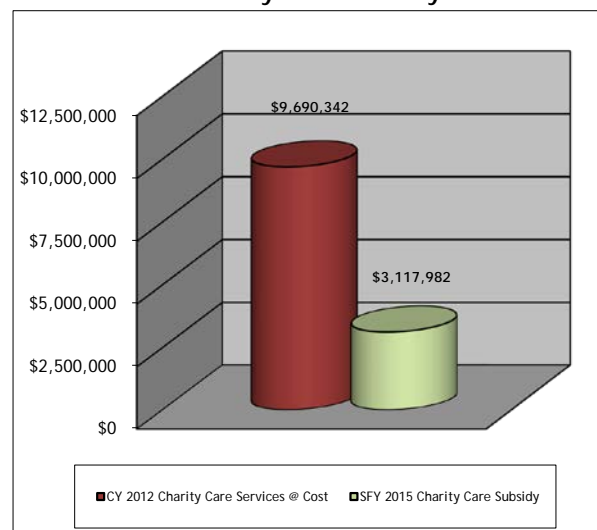
Annual Contributions as a Healthcare Safety Net

- o Hospitals also give back to the community by serving as the primary source of medical services for the state's 1.1 million uninsured, thus serving as the healthcare safety net for the most needy at a cost of close to \$1.3 billion annually.
- o In 2013, uninsured patients presented at Lourdes Medical Center of Burlington County on 23,772 occasions.
- o Hospitals provide a forum for non-salaried physicians to deliver services related to their individual practices.
- o New Jersey's general hospitals are predominantly not-for-profit entities — any excess revenue over expenses is returned to the community in the form of new medical technology, expanded hospital services, maintenance and expansion of physical infrastructure and the enhanced ability to hire & maintain skilled workforce.

Annual Taxes

- o Lourdes Medical Center of Burlington County pays in excess of \$748,000 annually in taxes including:
 - 0.53 Percent Assessment: \$631,800
 - Adjusted Admissions Assessment: \$116,200
 - Newborn Screening Fees: \$0
 - Other assessments such as New Jersey Poison Information & Education System (NJPIES) and Maternal and Child Health Consortium Assessment
 - In addition, hospitals routinely support their local municipalities through special payments in lieu of taxes.

SFY 2015 Charity Care Subsidy Shortfall



Meadowlands Hospital Medical Center

Annual Contributions to the Local and State Economy

- o Total Expenditures: \$83,568,000
- o 461 full-time equivalent jobs, including:
 - Nursing: 99
 - Therapy: 10
 - Radiology: 20
 - Pharmacy: 6
 - Pathology and Laboratory: 23
 - Dietary/Housekeeping/Maintenance: 57
- o Purchased Services of \$8,583,000, including:
 - Contracted Labor: \$5,187,000
 - Pharmaceutical Drugs: \$1,624,000
 - Dietary/Laundry/Housekeeping Supplies: \$592,000
 - Building Supplies: \$137,000
 - Utilities: \$1,043,000 including:
 - \$985,000 in Electric
 - \$0 in Oil & Gas
 - \$58,000 in Water/Sewage/Disposal
- o Total Employee Payroll: \$28,168,000
- o Estimated State Income Taxes Paid by Employees: \$1,556,300

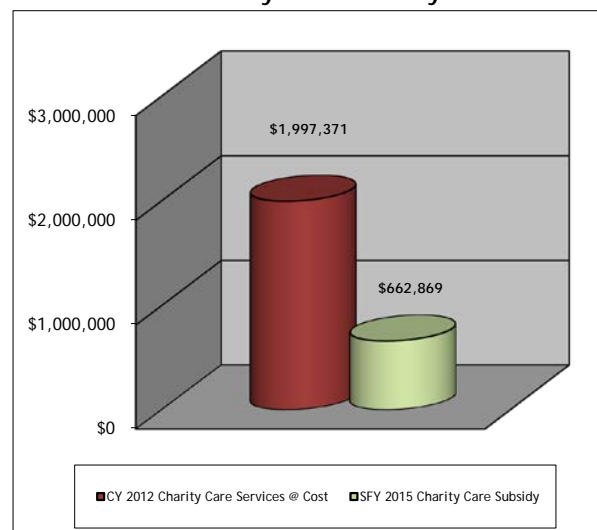
Annual Contributions as a Healthcare Safety Net

- o Hospitals also give back to the community by serving as the primary source of medical services for the state's 1.1 million uninsured, thus serving as the healthcare safety net for the most needy at a cost of close to \$1.3 billion annually.
- o In 2013, uninsured patients presented at Meadowlands Hospital Medical Center on 21,786 occasions.
- o Hospitals provide a forum for non-salaried physicians to deliver services related to their individual practices.
- o New Jersey's general hospitals are predominantly not-for-profit entities — any excess revenue over expenses is returned to the community in the form of new medical technology, expanded hospital services, maintenance and expansion of physical infrastructure and the enhanced ability to hire & maintain skilled workforce.

Annual Taxes

- o Meadowlands Hospital Medical Center pays in excess of \$598,600 annually in taxes including:
 - 0.53 Percent Assessment: \$443,100
 - Adjusted Admissions Assessment: \$90,500
 - Newborn Screening Fees: \$65,000
 - Other assessments such as New Jersey Poison Information & Education System (NJPIES) and Maternal and Child Health Consortium Assessment
 - In addition, hospitals routinely support their local municipalities through special payments in lieu of taxes.

SFY 2015 Charity Care Subsidy Shortfall



Memorial Hospital of Salem County, Inc.

Annual Contributions to the Local and State Economy

- o Total Expenditures: \$83,000,000
- o 317 full-time equivalent jobs, including:
 - Nursing: 84
 - Therapy: 11
 - Radiology: 25
 - Pharmacy: 9
 - Pathology and Laboratory: 22
 - Dietary/Housekeeping/Maintenance: 29
- o Purchased Services of \$12,589,000, including:
 - Contracted Labor: \$9,264,000
 - Pharmaceutical Drugs: \$1,609,000
 - Dietary/Laundry/Housekeeping Supplies: \$113,000
 - Building Supplies: \$45,000
 - Utilities: \$1,558,000 including:
 - \$1,008,000 in Electric
 - \$260,000 in Oil & Gas
 - \$290,000 in Water/Sewage/Disposal
- o Total Employee Payroll: \$20,233,000
- o Estimated State Income Taxes Paid by Employees: \$1,117,900

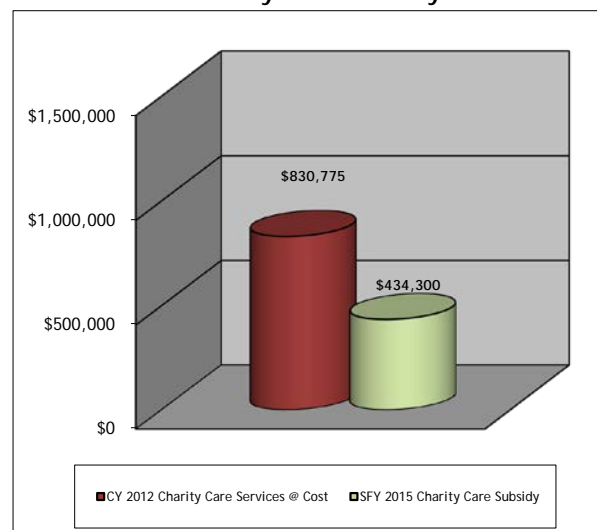
Annual Contributions as a Healthcare Safety Net

- o Hospitals also give back to the community by serving as the primary source of medical services for the state's 1.1 million uninsured, thus serving as the healthcare safety net for the most needy at a cost of close to \$1.3 billion annually.
- o In 2013, uninsured patients presented at Memorial Hospital of Salem County, Inc. on 4,034 occasions.
- o Hospitals provide a forum for non-salaried physicians to deliver services related to their individual practices.
- o New Jersey's general hospitals are predominantly not-for-profit entities — any excess revenue over expenses is returned to the community in the form of new medical technology, expanded hospital services, maintenance and expansion of physical infrastructure and the enhanced ability to hire & maintain skilled workforce.

Annual Taxes

- o Memorial Hospital of Salem County, Inc. pays in excess of \$462,300 annually in taxes including:
 - 0.53 Percent Assessment: \$359,200
 - Adjusted Admissions Assessment: \$84,400
 - Newborn Screening Fees: \$18,600
 - Other assessments such as New Jersey Poison Information & Education System (NJPIES) and Maternal and Child Health Consortium Assessment
 - In addition, hospitals routinely support their local municipalities through special payments in lieu of taxes.

SFY 2015 Charity Care Subsidy Shortfall



Monmouth Medical Center

Annual Contributions to the Local and State Economy

- o Total Expenditures: \$331,935,000
- o 1,901 full-time equivalent jobs, including:
 - Nursing: 545
 - Therapy: 50
 - Radiology: 96
 - Pharmacy: 37
 - Pathology and Laboratory: 72
 - Dietary/Housekeeping/Maintenance: 198
- o Purchased Services of \$41,771,000, including:
 - Contracted Labor: \$18,291,000
 - Pharmaceutical Drugs: \$14,221,000
 - Dietary/Laundry/Housekeeping Supplies: \$4,167,000
 - Building Supplies: \$523,000
 - Utilities: \$4,569,000 including:
 - \$2,632,000 in Electric
 - \$1,186,000 in Oil & Gas
 - \$751,000 in Water/Sewage/Disposal
- o Total Employee Payroll: \$129,023,000
- o Estimated State Income Taxes Paid by Employees: \$7,128,500

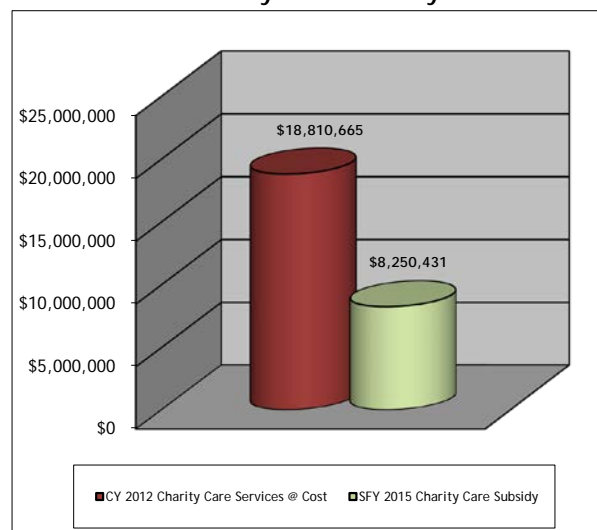
Annual Contributions as a Healthcare Safety Net

- o Hospitals also give back to the community by serving as the primary source of medical services for the state's 1.1 million uninsured, thus serving as the healthcare safety net for the most needy at a cost of close to \$1.3 billion annually.
- o In 2013, uninsured patients presented at Monmouth Medical Center on 20,682 occasions.
- o Hospitals provide a forum for non-salaried physicians to deliver services related to their individual practices.
- o New Jersey's general hospitals are predominantly not-for-profit entities — any excess revenue over expenses is returned to the community in the form of new medical technology, expanded hospital services, maintenance and expansion of physical infrastructure and the enhanced ability to hire & maintain skilled workforce.

Annual Taxes

- o Monmouth Medical Center pays in excess of \$2,967,100 annually in taxes including:
 - 0.53 Percent Assessment: \$1,947,500
 - Adjusted Admissions Assessment: \$341,000
 - Newborn Screening Fees: \$678,600
 - Other assessments such as New Jersey Poison Information & Education System (NJPIES) and Maternal and Child Health Consortium Assessment
 - In addition, hospitals routinely support their local municipalities through special payments in lieu of taxes.

SFY 2015 Charity Care Subsidy Shortfall



Monmouth Medical Center, Southern Campus

Annual Contributions to the Local and State Economy

- o Total Expenditures: \$136,393,000
- o 862 full-time equivalent jobs, including:
 - Nursing: 296
 - Therapy: 73
 - Radiology: 50
 - Pharmacy: 24
 - Pathology and Laboratory: 39
 - Dietary/Housekeeping/Maintenance: 109
- o Purchased Services of \$20,212,000, including:
 - Contracted Labor: \$7,997,000
 - Pharmaceutical Drugs: \$7,728,000
 - Dietary/Laundry/Housekeeping Supplies: \$2,342,000
 - Building Supplies: \$233,000
 - Utilities: \$1,912,000 including:
 - \$1,219,000 in Electric
 - \$438,000 in Oil & Gas
 - \$255,000 in Water/Sewage/Disposal
- o Total Employee Payroll: \$55,719,000
- o Estimated State Income Taxes Paid by Employees: \$3,078,500

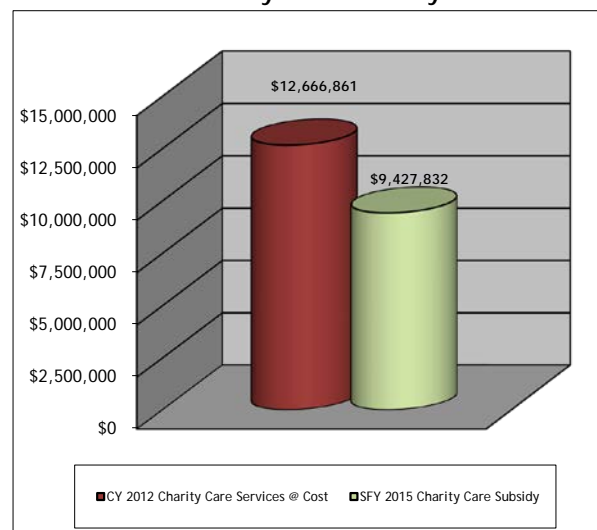
Annual Contributions as a Healthcare Safety Net

- o Hospitals also give back to the community by serving as the primary source of medical services for the state's 1.1 million uninsured, thus serving as the healthcare safety net for the most needy at a cost of close to \$1.3 billion annually.
- o In 2013, uninsured patients presented at Monmouth Medical Center, Southern Campus on 21,792 occasions.
- o Hospitals provide a forum for non-salaried physicians to deliver services related to their individual practices.
- o New Jersey's general hospitals are predominantly not-for-profit entities — any excess revenue over expenses is returned to the community in the form of new medical technology, expanded hospital services, maintenance and expansion of physical infrastructure and the enhanced ability to hire & maintain skilled workforce.

Annual Taxes

- o Monmouth Medical Center, Southern Campus pays in excess of \$1,031,800 annually in taxes including:
 - 0.53 Percent Assessment: \$723,000
 - Adjusted Admissions Assessment: \$152,200
 - Newborn Screening Fees: \$156,600
 - Other assessments such as New Jersey Poison Information & Education System (NJPIES) and Maternal and Child Health Consortium Assessment
 - In addition, hospitals routinely support their local municipalities through special payments in lieu of taxes.

SFY 2015 Charity Care Subsidy Shortfall



Morristown Medical Center

Annual Contributions to the Local and State Economy

- o Total Expenditures: \$926,062,000
- o 5,192 full-time equivalent jobs, including:
 - Nursing: 1,214
 - Therapy: 235
 - Radiology: 308
 - Pharmacy: 107
 - Pathology and Laboratory: 156
 - Dietary/Housekeeping/Maintenance: 429
- o Purchased Services of \$86,325,000, including:
 - Contracted Labor: \$23,390,000
 - Pharmaceutical Drugs: \$48,731,000
 - Dietary/Laundry/Housekeeping Supplies: \$4,400,000
 - Building Supplies: \$925,000
 - Utilities: \$8,879,000 including:
 - \$5,499,000 in Electric
 - \$2,083,000 in Oil & Gas
 - \$1,297,000 in Water/Sewage/Disposal
- o Total Employee Payroll: \$389,091,000
- o Estimated State Income Taxes Paid by Employees: \$21,497,300

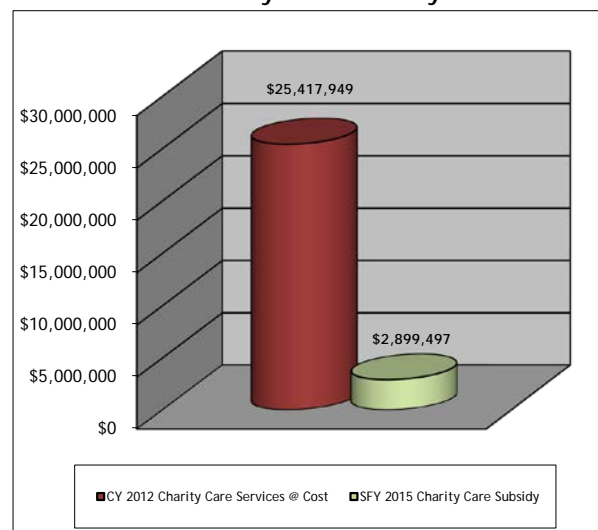
Annual Contributions as a Healthcare Safety Net

- o Hospitals also give back to the community by serving as the primary source of medical services for the state's 1.1 million uninsured, thus serving as the healthcare safety net for the most needy at a cost of close to \$1.3 billion annually.
- o In 2013, uninsured patients presented at Morristown Medical Center on 36,580 occasions.
- o Hospitals provide a forum for non-salaried physicians to deliver services related to their individual practices.
- o New Jersey's general hospitals are predominantly not-for-profit entities — any excess revenue over expenses is returned to the community in the form of new medical technology, expanded hospital services, maintenance and expansion of physical infrastructure and the enhanced ability to hire & maintain skilled workforce.

Annual Taxes

- o Morristown Medical Center pays in excess of \$6,043,600 annually in taxes including:
 - 0.53 Percent Assessment: \$5,078,300
 - Adjusted Admissions Assessment: \$605,200
 - Newborn Screening Fees: \$360,200
 - Other assessments such as New Jersey Poison Information & Education System (NJPIES) and Maternal and Child Health Consortium Assessment
 - In addition, hospitals routinely support their local municipalities through special payments in lieu of taxes.

SFY 2015 Charity Care Subsidy Shortfall



Newark Beth Israel Medical Center

Annual Contributions to the Local and State Economy

- o Total Expenditures: \$566,728,000
- o 2,995 full-time equivalent jobs, including:
 - Nursing: 901
 - Therapy: 195
 - Radiology: 128
 - Pharmacy: 67
 - Pathology and Laboratory: 107
 - Dietary/Housekeeping/Maintenance: 282
- o Purchased Services of \$67,600,000, including:
 - Contracted Labor: \$32,495,000
 - Pharmaceutical Drugs: \$24,165,000
 - Dietary/Laundry/Housekeeping Supplies: \$4,893,000
 - Building Supplies: \$896,000
 - Utilities: \$5,151,000 including:
 - \$3,857,000 in Electric
 - \$880,000 in Oil & Gas
 - \$414,000 in Water/Sewage/Disposal
- o Total Employee Payroll: \$252,665,000
- o Estimated State Income Taxes Paid by Employees: \$13,959,700

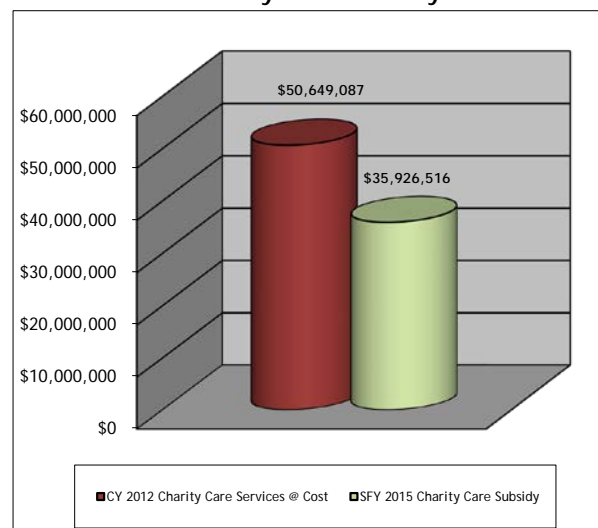
Annual Contributions as a Healthcare Safety Net

- o Hospitals also give back to the community by serving as the primary source of medical services for the state's 1.1 million uninsured, thus serving as the healthcare safety net for the most needy at a cost of close to \$1.3 billion annually.
- o In 2013, uninsured patients presented at Newark Beth Israel Medical Center on 66,134 occasions.
- o Hospitals provide a forum for non-salaried physicians to deliver services related to their individual practices.
- o New Jersey's general hospitals are predominantly not-for-profit entities — any excess revenue over expenses is returned to the community in the form of new medical technology, expanded hospital services, maintenance and expansion of physical infrastructure and the enhanced ability to hire & maintain skilled workforce.

Annual Taxes

- o Newark Beth Israel Medical Center pays in excess of \$3,704,800 annually in taxes including:
 - 0.53 Percent Assessment: \$3,049,800
 - Adjusted Admissions Assessment: \$306,500
 - Newborn Screening Fees: \$348,400
 - Other assessments such as New Jersey Poison Information & Education System (NJPIES) and Maternal and Child Health Consortium Assessment
 - In addition, hospitals routinely support their local municipalities through special payments in lieu of taxes.

SFY 2015 Charity Care Subsidy Shortfall



Newton Medical Center

Annual Contributions to the Local and State Economy

- o Total Expenditures: \$145,820,000
- o 1,008 full-time equivalent jobs, including:
 - Nursing: 270
 - Therapy: 37
 - Radiology: 33
 - Pharmacy: 22
 - Pathology and Laboratory: 41
 - Dietary/Housekeeping/Maintenance: 99
- o Purchased Services of \$11,883,000, including:
 - Contracted Labor: \$3,243,000
 - Pharmaceutical Drugs: \$5,038,000
 - Dietary/Laundry/Housekeeping Supplies: \$1,138,000
 - Building Supplies: \$350,000
 - Utilities: \$2,114,000 including:
 - \$1,248,000 in Electric
 - \$385,000 in Oil & Gas
 - \$481,000 in Water/Sewage/Disposal
- o Total Employee Payroll: \$67,476,000
- o Estimated State Income Taxes Paid by Employees: \$3,728,000

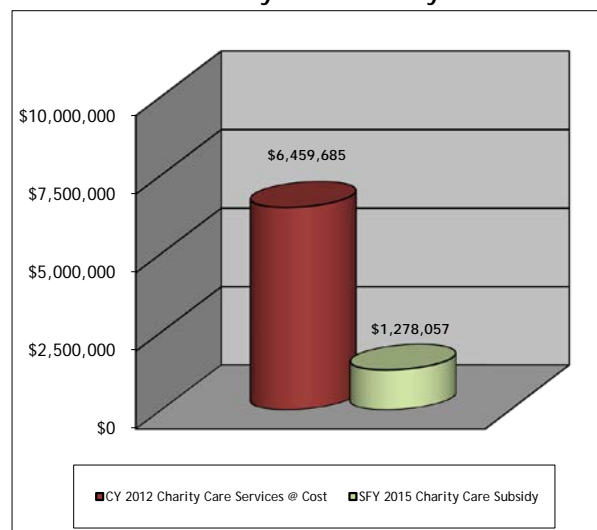
Annual Contributions as a Healthcare Safety Net

- o Hospitals also give back to the community by serving as the primary source of medical services for the state's 1.1 million uninsured, thus serving as the healthcare safety net for the most needy at a cost of close to \$1.3 billion annually.
- o In 2013, uninsured patients presented at Newton Medical Center on 10,419 occasions.
- o Hospitals provide a forum for non-salaried physicians to deliver services related to their individual practices.
- o New Jersey's general hospitals are predominantly not-for-profit entities — any excess revenue over expenses is returned to the community in the form of new medical technology, expanded hospital services, maintenance and expansion of physical infrastructure and the enhanced ability to hire & maintain skilled workforce.

Annual Taxes

- o Newton Medical Center pays in excess of \$913,700 annually in taxes including:
 - 0.53 Percent Assessment: \$730,500
 - Adjusted Admissions Assessment: \$135,100
 - Newborn Screening Fees: \$48,100
 - Other assessments such as New Jersey Poison Information & Education System (NJPIES) and Maternal and Child Health Consortium Assessment
 - In addition, hospitals routinely support their local municipalities through special payments in lieu of taxes.

SFY 2015 Charity Care Subsidy Shortfall



Ocean Medical Center

Annual Contributions to the Local and State Economy

- o Total Expenditures: \$234,976,000
- o 1,399 full-time equivalent jobs, including:
 - Nursing: 433
 - Therapy: 76
 - Radiology: 129
 - Pharmacy: 40
 - Pathology and Laboratory: 50
 - Dietary/Housekeeping/Maintenance: 115
- o Purchased Services of \$27,458,000, including:
 - Contracted Labor: \$13,248,000
 - Pharmaceutical Drugs: \$9,682,000
 - Dietary/Laundry/Housekeeping Supplies: \$1,428,000
 - Building Supplies: \$221,000
 - Utilities: \$2,879,000 including:
 - \$1,967,000 in Electric
 - \$552,000 in Oil & Gas
 - \$360,000 in Water/Sewage/Disposal
- o Total Employee Payroll: \$95,274,000
- o Estimated State Income Taxes Paid by Employees: \$5,263,900

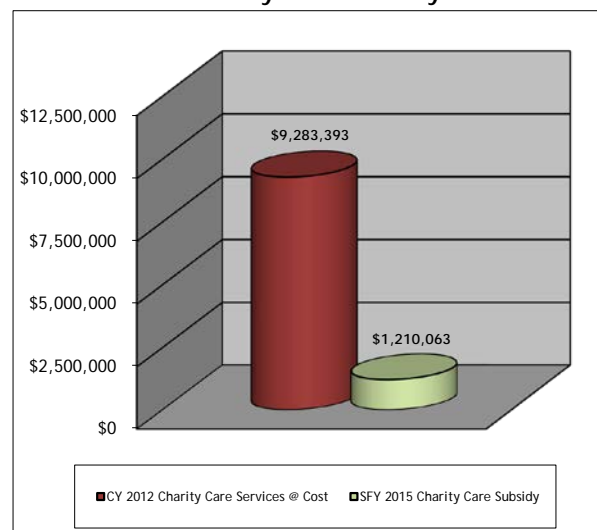
Annual Contributions as a Healthcare Safety Net

- o Hospitals also give back to the community by serving as the primary source of medical services for the state's 1.1 million uninsured, thus serving as the healthcare safety net for the most needy at a cost of close to \$1.3 billion annually.
- o In 2013, uninsured patients presented at Ocean Medical Center on 21,457 occasions.
- o Hospitals provide a forum for non-salaried physicians to deliver services related to their individual practices.
- o New Jersey's general hospitals are predominantly not-for-profit entities — any excess revenue over expenses is returned to the community in the form of new medical technology, expanded hospital services, maintenance and expansion of physical infrastructure and the enhanced ability to hire & maintain skilled workforce.

Annual Taxes

- o Ocean Medical Center pays in excess of \$1,632,400 annually in taxes including:
 - 0.53 Percent Assessment: \$1,325,100
 - Adjusted Admissions Assessment: \$217,100
 - Newborn Screening Fees: \$90,200
 - Other assessments such as New Jersey Poison Information & Education System (NJPIES) and Maternal and Child Health Consortium Assessment
 - In addition, hospitals routinely support their local municipalities through special payments in lieu of taxes.

SFY 2015 Charity Care Subsidy Shortfall



Our Lady of Lourdes Medical Center

Annual Contributions to the Local and State Economy

- o Total Expenditures: \$266,805,000
- o 1,465 full-time equivalent jobs, including:
 - Nursing: 430
 - Therapy: 79
 - Radiology: 10
 - Pharmacy: 28
 - Pathology and Laboratory: 68
 - Dietary/Housekeeping/Maintenance: 117
- o Purchased Services of \$53,047,000, including:
 - Contracted Labor: \$39,433,000
 - Pharmaceutical Drugs: \$6,785,000
 - Dietary/Laundry/Housekeeping Supplies: \$2,454,000
 - Building Supplies: \$0
 - Utilities: \$4,375,000 including:
 - \$3,159,000 in Electric
 - \$689,000 in Oil & Gas
 - \$527,000 in Water/Sewage/Disposal
- o Total Employee Payroll: \$98,945,000
- o Estimated State Income Taxes Paid by Employees: \$5,466,700

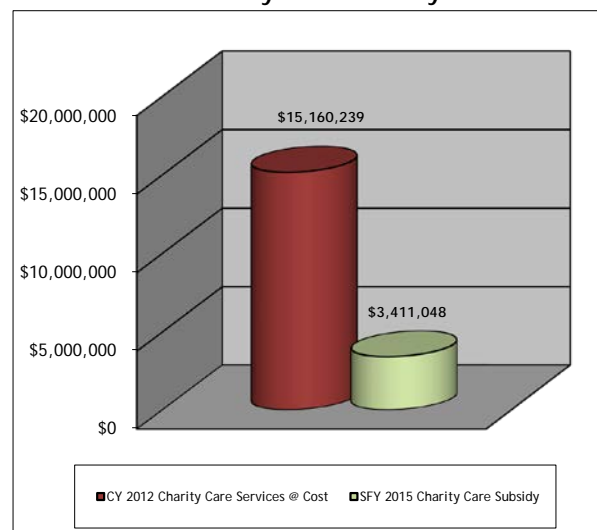
Annual Contributions as a Healthcare Safety Net

- o Hospitals also give back to the community by serving as the primary source of medical services for the state's 1.1 million uninsured, thus serving as the healthcare safety net for the most needy at a cost of close to \$1.3 billion annually.
- o In 2013, uninsured patients presented at Our Lady of Lourdes Medical Center on 11,660 occasions.
- o Hospitals provide a forum for non-salaried physicians to deliver services related to their individual practices.
- o New Jersey's general hospitals are predominantly not-for-profit entities — any excess revenue over expenses is returned to the community in the form of new medical technology, expanded hospital services, maintenance and expansion of physical infrastructure and the enhanced ability to hire & maintain skilled workforce.

Annual Taxes

- o Our Lady of Lourdes Medical Center pays in excess of \$1,797,800 annually in taxes including:
 - 0.53 Percent Assessment: \$1,500,600
 - Adjusted Admissions Assessment: \$214,000
 - Newborn Screening Fees: \$83,200
 - Other assessments such as New Jersey Poison Information & Education System (NJPIES) and Maternal and Child Health Consortium Assessment
 - In addition, hospitals routinely support their local municipalities through special payments in lieu of taxes.

SFY 2015 Charity Care Subsidy Shortfall



Overlook Medical Center

Annual Contributions to the Local and State Economy

- o Total Expenditures: \$565,835,000
- o 3,295 full-time equivalent jobs, including:
 - Nursing: 733
 - Therapy: 87
 - Radiology: 210
 - Pharmacy: 68
 - Pathology and Laboratory: 93
 - Dietary/Housekeeping/Maintenance: 265
- o Purchased Services of \$62,282,000, including:
 - Contracted Labor: \$13,726,000
 - Pharmaceutical Drugs: \$38,528,000
 - Dietary/Laundry/Housekeeping Supplies: \$3,944,000
 - Building Supplies: \$655,000
 - Utilities: \$5,429,000 including:
 - \$2,058,000 in Electric
 - \$1,676,000 in Oil & Gas
 - \$1,695,000 in Water/Sewage/Disposal
- o Total Employee Payroll: \$249,718,000
- o Estimated State Income Taxes Paid by Employees: \$13,796,900

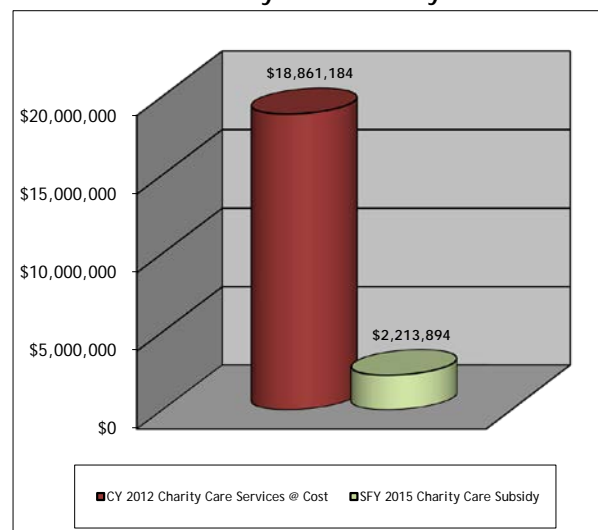
Annual Contributions as a Healthcare Safety Net

- o Hospitals also give back to the community by serving as the primary source of medical services for the state's 1.1 million uninsured, thus serving as the healthcare safety net for the most needy at a cost of close to \$1.3 billion annually.
- o In 2013, uninsured patients presented at Overlook Medical Center on 25,223 occasions.
- o Hospitals provide a forum for non-salaried physicians to deliver services related to their individual practices.
- o New Jersey's general hospitals are predominantly not-for-profit entities — any excess revenue over expenses is returned to the community in the form of new medical technology, expanded hospital services, maintenance and expansion of physical infrastructure and the enhanced ability to hire & maintain skilled workforce.

Annual Taxes

- o Overlook Medical Center pays in excess of \$3,741,300 annually in taxes including:
 - 0.53 Percent Assessment: \$3,094,600
 - Adjusted Admissions Assessment: \$433,200
 - Newborn Screening Fees: \$213,600
 - Other assessments such as New Jersey Poison Information & Education System (NJPIES) and Maternal and Child Health Consortium Assessment
 - In addition, hospitals routinely support their local municipalities through special payments in lieu of taxes.

SFY 2015 Charity Care Subsidy Shortfall



Palisades Medical Center

Annual Contributions to the Local and State Economy

- o Total Expenditures: \$162,213,000
- o 910 full-time equivalent jobs, including:
 - Nursing: 248
 - Therapy: 40
 - Radiology: 43
 - Pharmacy: 19
 - Pathology and Laboratory: 45
 - Dietary/Housekeeping/Maintenance: 103
- o Purchased Services of \$15,905,000, including:
 - Contracted Labor: \$8,074,000
 - Pharmaceutical Drugs: \$4,664,000
 - Dietary/Laundry/Housekeeping Supplies: \$1,614,000
 - Building Supplies: \$28,000
 - Utilities: \$1,525,000 including:
 - \$1,123,000 in Electric
 - \$236,000 in Oil & Gas
 - \$166,000 in Water/Sewage/Disposal
- o Total Employee Payroll: \$65,285,000
- o Estimated State Income Taxes Paid by Employees: \$3,607,000

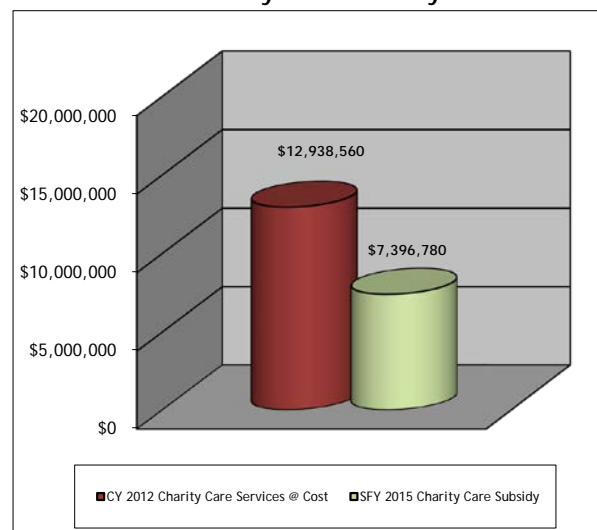
Annual Contributions as a Healthcare Safety Net

- o Hospitals also give back to the community by serving as the primary source of medical services for the state's 1.1 million uninsured, thus serving as the healthcare safety net for the most needy at a cost of close to \$1.3 billion annually.
- o In 2013, uninsured patients presented at Palisades Medical Center on 18,182 occasions.
- o Hospitals provide a forum for non-salaried physicians to deliver services related to their individual practices.
- o New Jersey's general hospitals are predominantly not-for-profit entities — any excess revenue over expenses is returned to the community in the form of new medical technology, expanded hospital services, maintenance and expansion of physical infrastructure and the enhanced ability to hire & maintain skilled workforce.

Annual Taxes

- o Palisades Medical Center pays in excess of \$1,199,000 annually in taxes including:
 - 0.53 Percent Assessment: \$895,600
 - Adjusted Admissions Assessment: \$163,400
 - Newborn Screening Fees: \$140,000
 - Other assessments such as New Jersey Poison Information & Education System (NJPIES) and Maternal and Child Health Consortium Assessment
 - In addition, hospitals routinely support their local municipalities through special payments in lieu of taxes.

SFY 2015 Charity Care Subsidy Shortfall



Raritan Bay Medical Center - Old Bridge

Annual Contributions to the Local and State Economy

- o Total Expenditures: \$76,054,000
- o 506 full-time equivalent jobs, including:
 - Nursing: 139
 - Therapy: 21
 - Radiology: 29
 - Pharmacy: 14
 - Pathology and Laboratory: 17
 - Dietary/Housekeeping/Maintenance: 50
- o Purchased Services of \$12,564,000, including:
 - Contracted Labor: \$7,737,000
 - Pharmaceutical Drugs: \$3,534,000
 - Dietary/Laundry/Housekeeping Supplies: \$490,000
 - Building Supplies: \$14,000
 - Utilities: \$789,000 including:
 - \$419,000 in Electric
 - \$182,000 in Oil & Gas
 - \$188,000 in Water/Sewage/Disposal
- o Total Employee Payroll: \$29,290,000
- o Estimated State Income Taxes Paid by Employees: \$1,618,300

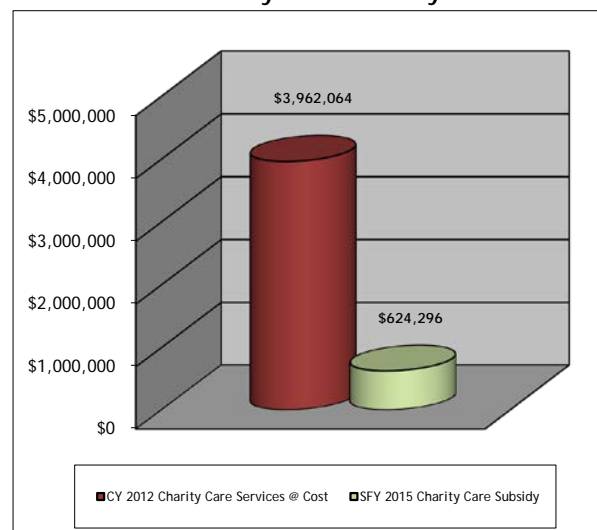
Annual Contributions as a Healthcare Safety Net

- o Hospitals also give back to the community by serving as the primary source of medical services for the state's 1.1 million uninsured, thus serving as the healthcare safety net for the most needy at a cost of close to \$1.3 billion annually.
- o In 2013, uninsured patients presented at Raritan Bay Medical Center - Old Bridge on 4,540 occasions.
- o Hospitals provide a forum for non-salaried physicians to deliver services related to their individual practices.
- o New Jersey's general hospitals are predominantly not-for-profit entities — any excess revenue over expenses is returned to the community in the form of new medical technology, expanded hospital services, maintenance and expansion of physical infrastructure and the enhanced ability to hire & maintain skilled workforce.

Annual Taxes

- o Raritan Bay Medical Center - Old Bridge pays in excess of \$479,500 annually in taxes including:
 - 0.53 Percent Assessment: \$405,100
 - Adjusted Admissions Assessment: \$74,400
 - Newborn Screening Fees: \$0
 - Other assessments such as New Jersey Poison Information & Education System (NJPIES) and Maternal and Child Health Consortium Assessment
 - In addition, hospitals routinely support their local municipalities through special payments in lieu of taxes.

SFY 2015 Charity Care Subsidy Shortfall



Raritan Bay Medical Center - Perth Amboy

Annual Contributions to the Local and State Economy

- o Total Expenditures: \$173,105,000
- o 1,147 full-time equivalent jobs, including:
 - Nursing: 305
 - Therapy: 29
 - Radiology: 45
 - Pharmacy: 20
 - Pathology and Laboratory: 44
 - Dietary/Housekeeping/Maintenance: 111
- o Purchased Services of \$25,495,000, including:
 - Contracted Labor: \$18,719,000
 - Pharmaceutical Drugs: \$3,083,000
 - Dietary/Laundry/Housekeeping Supplies: \$966,000
 - Building Supplies: \$18,000
 - Utilities: \$2,709,000 including:
 - \$1,708,000 in Electric
 - \$395,000 in Oil & Gas
 - \$606,000 in Water/Sewage/Disposal
- o Total Employee Payroll: \$71,979,000
- o Estimated State Income Taxes Paid by Employees: \$3,976,800

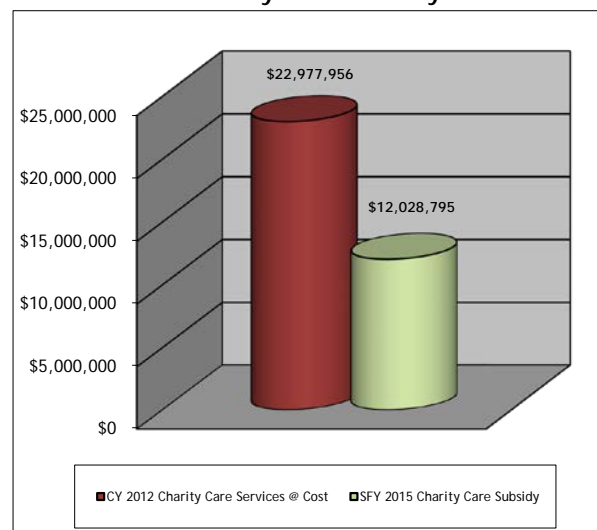
Annual Contributions as a Healthcare Safety Net

- o Hospitals also give back to the community by serving as the primary source of medical services for the state's 1.1 million uninsured, thus serving as the healthcare safety net for the most needy at a cost of close to \$1.3 billion annually.
- o In 2013, uninsured patients presented at Raritan Bay Medical Center - Perth Amboy on 21,483 occasions.
- o Hospitals provide a forum for non-salaried physicians to deliver services related to their individual practices.
- o New Jersey's general hospitals are predominantly not-for-profit entities — any excess revenue over expenses is returned to the community in the form of new medical technology, expanded hospital services, maintenance and expansion of physical infrastructure and the enhanced ability to hire & maintain skilled workforce.

Annual Taxes

- o Raritan Bay Medical Center - Perth Amboy pays in excess of \$1,184,700 annually in taxes including:
 - 0.53 Percent Assessment: \$915,000
 - Adjusted Admissions Assessment: \$161,100
 - Newborn Screening Fees: \$108,500
 - Other assessments such as New Jersey Poison Information & Education System (NJPIES) and Maternal and Child Health Consortium Assessment
 - In addition, hospitals routinely support their local municipalities through special payments in lieu of taxes.

SFY 2015 Charity Care Subsidy Shortfall



Riverview Medical Center

Annual Contributions to the Local and State Economy

- o Total Expenditures: \$235,276,000
- o 1,386 full-time equivalent jobs, including:
 - Nursing: 378
 - Therapy: 43
 - Radiology: 103
 - Pharmacy: 30
 - Pathology and Laboratory: 52
 - Dietary/Housekeeping/Maintenance: 102
- o Purchased Services of \$24,218,000, including:
 - Contracted Labor: \$11,126,000
 - Pharmaceutical Drugs: \$7,404,000
 - Dietary/Laundry/Housekeeping Supplies: \$2,153,000
 - Building Supplies: \$199,000
 - Utilities: \$3,336,000 including:
 - \$2,176,000 in Electric
 - \$795,000 in Oil & Gas
 - \$365,000 in Water/Sewage/Disposal
- o Total Employee Payroll: \$96,054,000
- o Estimated State Income Taxes Paid by Employees: \$5,307,000

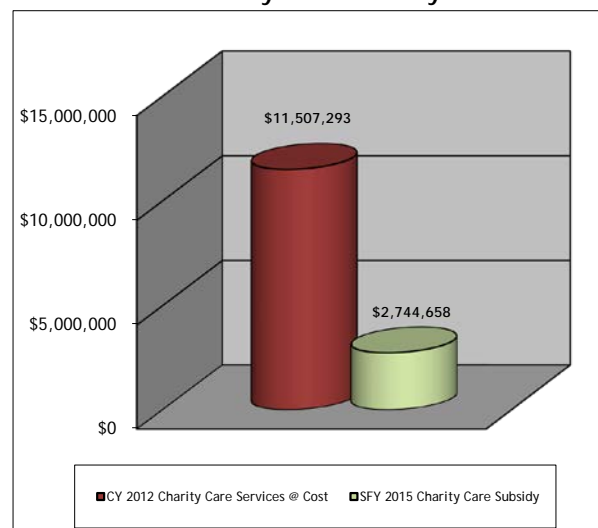
Annual Contributions as a Healthcare Safety Net

- o Hospitals also give back to the community by serving as the primary source of medical services for the state's 1.1 million uninsured, thus serving as the healthcare safety net for the most needy at a cost of close to \$1.3 billion annually.
- o In 2013, uninsured patients presented at Riverview Medical Center on 21,611 occasions.
- o Hospitals provide a forum for non-salaried physicians to deliver services related to their individual practices.
- o New Jersey's general hospitals are predominantly not-for-profit entities — any excess revenue over expenses is returned to the community in the form of new medical technology, expanded hospital services, maintenance and expansion of physical infrastructure and the enhanced ability to hire & maintain skilled workforce.

Annual Taxes

- o Riverview Medical Center pays in excess of \$1,660,100 annually in taxes including:
 - 0.53 Percent Assessment: \$1,325,000
 - Adjusted Admissions Assessment: \$203,300
 - Newborn Screening Fees: \$131,800
 - Other assessments such as New Jersey Poison Information & Education System (NJPIES) and Maternal and Child Health Consortium Assessment
 - In addition, hospitals routinely support their local municipalities through special payments in lieu of taxes.

SFY 2015 Charity Care Subsidy Shortfall



R.W.J. University Hospital

Annual Contributions to the Local and State Economy

- o Total Expenditures: \$863,810,000
- o 4,053 full-time equivalent jobs, including:
 - Nursing: 1,449
 - Therapy: 130
 - Radiology: 141
 - Pharmacy: 96
 - Pathology and Laboratory: 198
 - Dietary/Housekeeping/Maintenance: 371
- o Purchased Services of \$85,183,000, including:
 - Contracted Labor: \$2,426,000
 - Pharmaceutical Drugs: \$66,989,000
 - Dietary/Laundry/Housekeeping Supplies: \$6,308,000
 - Building Supplies: \$0
 - Utilities: \$9,460,000 including:
 - \$6,838,000 in Electric
 - \$1,695,000 in Oil & Gas
 - \$927,000 in Water/Sewage/Disposal
- o Total Employee Payroll: \$305,222,000
- o Estimated State Income Taxes Paid by Employees: \$16,863,500

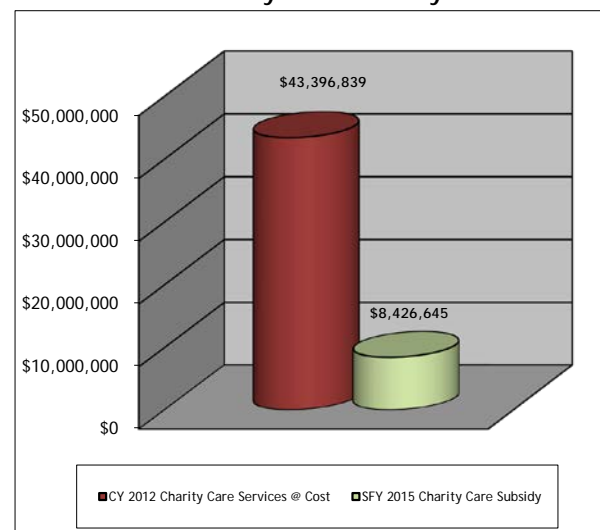
Annual Contributions as a Healthcare Safety Net

- o Hospitals also give back to the community by serving as the primary source of medical services for the state's 1.1 million uninsured, thus serving as the healthcare safety net for the most needy at a cost of close to \$1.3 billion annually.
- o In 2013, uninsured patients presented at R.W.J. University Hospital on 45,091 occasions.
- o Hospitals provide a forum for non-salaried physicians to deliver services related to their individual practices.
- o New Jersey's general hospitals are predominantly not-for-profit entities — any excess revenue over expenses is returned to the community in the form of new medical technology, expanded hospital services, maintenance and expansion of physical infrastructure and the enhanced ability to hire & maintain skilled workforce.

Annual Taxes

- o R.W.J. University Hospital pays in excess of \$5,598,700 annually in taxes including:
 - 0.53 Percent Assessment: \$4,927,500
 - Adjusted Admissions Assessment: \$504,700
 - Newborn Screening Fees: \$166,500
 - Other assessments such as New Jersey Poison Information & Education System (NJPIES) and Maternal and Child Health Consortium Assessment
 - In addition, hospitals routinely support their local municipalities through special payments in lieu of taxes.

SFY 2015 Charity Care Subsidy Shortfall



R.W.J. University Hospital Hamilton

Annual Contributions to the Local and State Economy

- o Total Expenditures: \$195,499,000
- o 1,215 full-time equivalent jobs, including:
 - Nursing: 368
 - Therapy: 40
 - Radiology: 102
 - Pharmacy: 33
 - Pathology and Laboratory: 53
 - Dietary/Housekeeping/Maintenance: 75
- o Purchased Services of \$38,903,000, including:
 - Contracted Labor: \$20,306,000
 - Pharmaceutical Drugs: \$13,304,000
 - Dietary/Laundry/Housekeeping Supplies: \$1,866,000
 - Building Supplies: \$10,000
 - Utilities: \$3,417,000 including:
 - \$2,725,000 in Electric
 - \$176,000 in Oil & Gas
 - \$516,000 in Water/Sewage/Disposal
- o Total Employee Payroll: \$79,673,000
- o Estimated State Income Taxes Paid by Employees: \$4,401,900

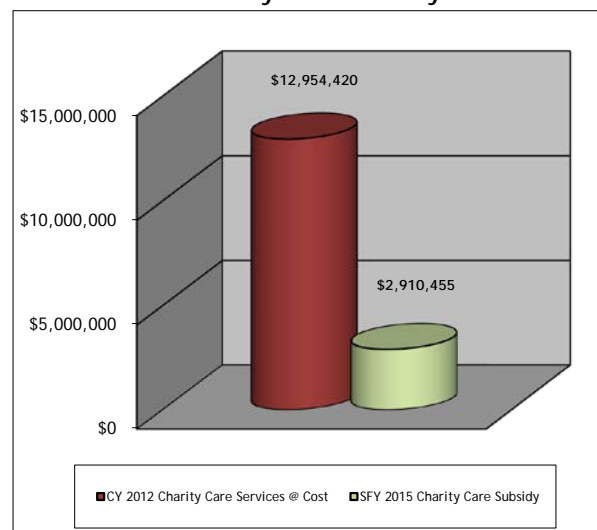
Annual Contributions as a Healthcare Safety Net

- o Hospitals also give back to the community by serving as the primary source of medical services for the state's 1.1 million uninsured, thus serving as the healthcare safety net for the most needy at a cost of close to \$1.3 billion annually.
- o In 2013, uninsured patients presented at R.W.J. University Hospital Hamilton on 23,254 occasions.
- o Hospitals provide a forum for non-salaried physicians to deliver services related to their individual practices.
- o New Jersey's general hospitals are predominantly not-for-profit entities — any excess revenue over expenses is returned to the community in the form of new medical technology, expanded hospital services, maintenance and expansion of physical infrastructure and the enhanced ability to hire & maintain skilled workforce.

Annual Taxes

- o R.W.J. University Hospital Hamilton pays in excess of \$1,330,500 annually in taxes including:
 - 0.53 Percent Assessment: \$1,014,500
 - Adjusted Admissions Assessment: \$231,600
 - Newborn Screening Fees: \$84,300
 - Other assessments such as New Jersey Poison Information & Education System (NJPIES) and Maternal and Child Health Consortium Assessment
 - In addition, hospitals routinely support their local municipalities through special payments in lieu of taxes.

SFY 2015 Charity Care Subsidy Shortfall



R.W.J. University Hospital Rahway

Annual Contributions to the Local and State Economy

- o Total Expenditures: \$97,217,000
- o 675 full-time equivalent jobs, including:
 - Nursing: 169
 - Therapy: 49
 - Radiology: 47
 - Pharmacy: 21
 - Pathology and Laboratory: 39
 - Dietary/Housekeeping/Maintenance: 79
- o Purchased Services of \$19,630,000, including:
 - Contracted Labor: \$11,466,000
 - Pharmaceutical Drugs: \$4,611,000
 - Dietary/Laundry/Housekeeping Supplies: \$1,304,000
 - Building Supplies: \$214,000
 - Utilities: \$2,035,000 including:
 - \$1,360,000 in Electric
 - \$354,000 in Oil & Gas
 - \$321,000 in Water/Sewage/Disposal
- o Total Employee Payroll: \$41,970,000
- o Estimated State Income Taxes Paid by Employees: \$2,318,800

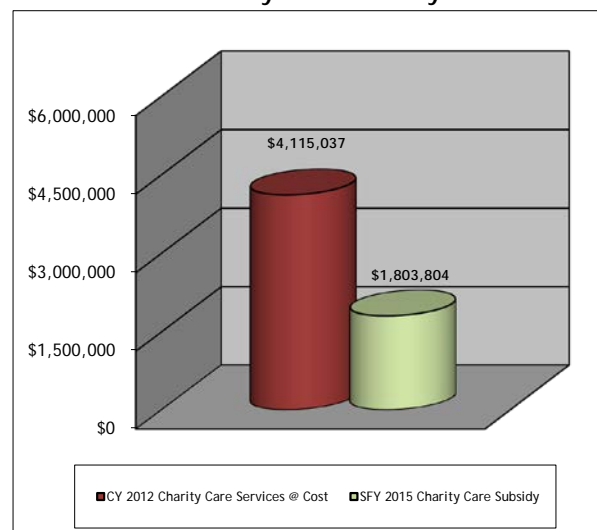
Annual Contributions as a Healthcare Safety Net

- o Hospitals also give back to the community by serving as the primary source of medical services for the state's 1.1 million uninsured, thus serving as the healthcare safety net for the most needy at a cost of close to \$1.3 billion annually.
- o In 2013, uninsured patients presented at R.W.J. University Hospital Rahway on 5,896 occasions.
- o Hospitals provide a forum for non-salaried physicians to deliver services related to their individual practices.
- o New Jersey's general hospitals are predominantly not-for-profit entities — any excess revenue over expenses is returned to the community in the form of new medical technology, expanded hospital services, maintenance and expansion of physical infrastructure and the enhanced ability to hire & maintain skilled workforce.

Annual Taxes

- o R.W.J. University Hospital Rahway pays in excess of \$617,100 annually in taxes including:
 - 0.53 Percent Assessment: \$535,700
 - Adjusted Admissions Assessment: \$81,400
 - Newborn Screening Fees: \$0
 - Other assessments such as New Jersey Poison Information & Education System (NJPIES) and Maternal and Child Health Consortium Assessment
 - In addition, hospitals routinely support their local municipalities through special payments in lieu of taxes.

SFY 2015 Charity Care Subsidy Shortfall



R.W.J. University Hospital Somerset

Annual Contributions to the Local and State Economy

- o Total Expenditures: \$259,336,000
- o 1,687 full-time equivalent jobs, including:
 - Nursing: 433
 - Therapy: 102
 - Radiology: 123
 - Pharmacy: 35
 - Pathology and Laboratory: 97
 - Dietary/Housekeeping/Maintenance: 151
- o Purchased Services of \$35,712,000, including:
 - Contracted Labor: \$20,969,000
 - Pharmaceutical Drugs: \$7,528,000
 - Dietary/Laundry/Housekeeping Supplies: \$2,534,000
 - Building Supplies: \$88,000
 - Utilities: \$4,593,000 including:
 - \$2,995,000 in Electric
 - \$903,000 in Oil & Gas
 - \$695,000 in Water/Sewage/Disposal
- o Total Employee Payroll: \$111,810,000
- o Estimated State Income Taxes Paid by Employees: \$6,177,500

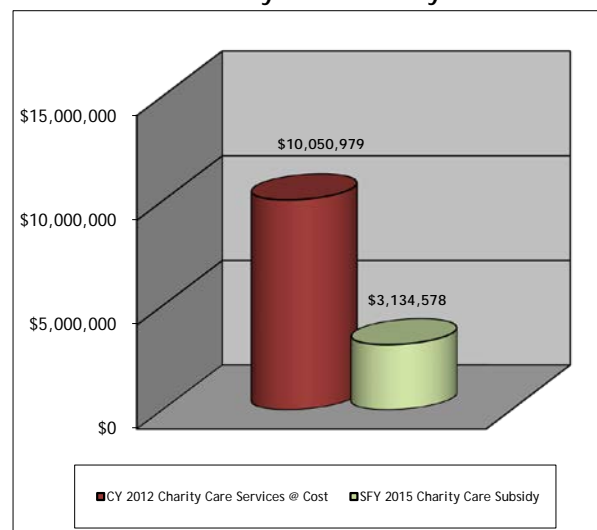
Annual Contributions as a Healthcare Safety Net

- o Hospitals also give back to the community by serving as the primary source of medical services for the state's 1.1 million uninsured, thus serving as the healthcare safety net for the most needy at a cost of close to \$1.3 billion annually.
- o In 2013, uninsured patients presented at R.W.J. University Hospital Somerset on 20,648 occasions.
- o Hospitals provide a forum for non-salaried physicians to deliver services related to their individual practices.
- o New Jersey's general hospitals are predominantly not-for-profit entities — any excess revenue over expenses is returned to the community in the form of new medical technology, expanded hospital services, maintenance and expansion of physical infrastructure and the enhanced ability to hire & maintain skilled workforce.

Annual Taxes

- o R.W.J. University Hospital Somerset pays in excess of \$1,689,000 annually in taxes including:
 - 0.53 Percent Assessment: \$1,347,700
 - Adjusted Admissions Assessment: \$266,800
 - Newborn Screening Fees: \$74,400
 - Other assessments such as New Jersey Poison Information & Education System (NJPIES) and Maternal and Child Health Consortium Assessment
 - In addition, hospitals routinely support their local municipalities through special payments in lieu of taxes.

SFY 2015 Charity Care Subsidy Shortfall



Saint Barnabas Medical Center

Annual Contributions to the Local and State Economy

- o Total Expenditures: \$621,065,000
- o 2,838 full-time equivalent jobs, including:
 - Nursing: 853
 - Therapy: 172
 - Radiology: 194
 - Pharmacy: 73
 - Pathology and Laboratory: 154
 - Dietary/Housekeeping/Maintenance: 45
- o Purchased Services of \$116,541,000, including:
 - Contracted Labor: \$52,866,000
 - Pharmaceutical Drugs: \$53,674,000
 - Dietary/Laundry/Housekeeping Supplies: \$2,816,000
 - Building Supplies: \$1,675,000
 - Utilities: \$5,510,000 including:
 - \$3,643,000 in Electric
 - \$973,000 in Oil & Gas
 - \$894,000 in Water/Sewage/Disposal
- o Total Employee Payroll: \$219,350,000
- o Estimated State Income Taxes Paid by Employees: \$12,119,100

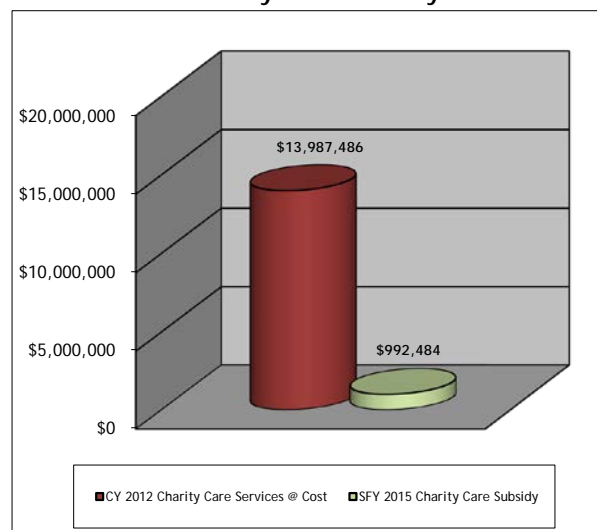
Annual Contributions as a Healthcare Safety Net

- o Hospitals also give back to the community by serving as the primary source of medical services for the state's 1.1 million uninsured, thus serving as the healthcare safety net for the most needy at a cost of close to \$1.3 billion annually.
- o In 2013, uninsured patients presented at Saint Barnabas Medical Center on 21,162 occasions.
- o Hospitals provide a forum for non-salaried physicians to deliver services related to their individual practices.
- o New Jersey's general hospitals are predominantly not-for-profit entities — any excess revenue over expenses is returned to the community in the form of new medical technology, expanded hospital services, maintenance and expansion of physical infrastructure and the enhanced ability to hire & maintain skilled workforce.

Annual Taxes

- o Saint Barnabas Medical Center pays in excess of \$4,692,600 annually in taxes including:
 - 0.53 Percent Assessment: \$3,689,300
 - Adjusted Admissions Assessment: \$512,500
 - Newborn Screening Fees: \$490,800
 - Other assessments such as New Jersey Poison Information & Education System (NJPIES) and Maternal and Child Health Consortium Assessment
 - In addition, hospitals routinely support their local municipalities through special payments in lieu of taxes.

SFY 2015 Charity Care Subsidy Shortfall



Saint Clare's Hospital/Denville

Annual Contributions to the Local and State Economy

- o Total Expenditures: \$246,548,000
- o 1,390 full-time equivalent jobs, including:
 - Nursing: 379
 - Therapy: 44
 - Radiology: 83
 - Pharmacy: 33
 - Pathology and Laboratory: 56
 - Dietary/Housekeeping/Maintenance: 160
- o Purchased Services of \$41,416,000, including:
 - Contracted Labor: \$28,179,000
 - Pharmaceutical Drugs: \$7,196,000
 - Dietary/Laundry/Housekeeping Supplies: \$1,749,000
 - Building Supplies: \$215,000
 - Utilities: \$4,077,000 including:
 - \$2,528,000 in Electric
 - \$943,000 in Oil & Gas
 - \$606,000 in Water/Sewage/Disposal
- o Total Employee Payroll: \$87,739,000
- o Estimated State Income Taxes Paid by Employees: \$4,847,600

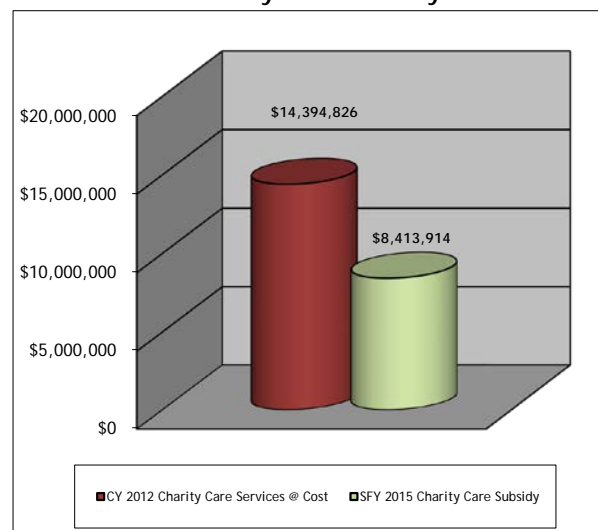
Annual Contributions as a Healthcare Safety Net

- o Hospitals also give back to the community by serving as the primary source of medical services for the state's 1.1 million uninsured, thus serving as the healthcare safety net for the most needy at a cost of close to \$1.3 billion annually.
- o In 2013, uninsured patients presented at Saint Clare's Hospital/Denville on 35,299 occasions.
- o Hospitals provide a forum for non-salaried physicians to deliver services related to their individual practices.
- o New Jersey's general hospitals are predominantly not-for-profit entities — any excess revenue over expenses is returned to the community in the form of new medical technology, expanded hospital services, maintenance and expansion of physical infrastructure and the enhanced ability to hire & maintain skilled workforce.

Annual Taxes

- o Saint Clare's Hospital/Denville pays in excess of \$1,436,100 annually in taxes including:
 - 0.53 Percent Assessment: \$1,120,200
 - Adjusted Admissions Assessment: \$207,700
 - Newborn Screening Fees: \$108,300
 - Other assessments such as New Jersey Poison Information & Education System (NJPIES) and Maternal and Child Health Consortium Assessment
 - In addition, hospitals routinely support their local municipalities through special payments in lieu of taxes.

SFY 2015 Charity Care Subsidy Shortfall



Saint Clare's Hospital/Dover

Annual Contributions to the Local and State Economy

- o Total Expenditures: \$93,424,000
- o 580 full-time equivalent jobs, including:
 - Nursing: 83
 - Therapy: 40
 - Radiology: 33
 - Pharmacy: 6
 - Pathology and Laboratory: 13
 - Dietary/Housekeeping/Maintenance: 82
- o Purchased Services of \$18,409,000, including:
 - Contracted Labor: \$13,628,000
 - Pharmaceutical Drugs: \$1,401,000
 - Dietary/Laundry/Housekeeping Supplies: \$777,000
 - Building Supplies: \$113,000
 - Utilities: \$2,490,000 including:
 - \$1,346,000 in Electric
 - \$847,000 in Oil & Gas
 - \$297,000 in Water/Sewage/Disposal
- o Total Employee Payroll: \$34,802,000
- o Estimated State Income Taxes Paid by Employees: \$1,922,800

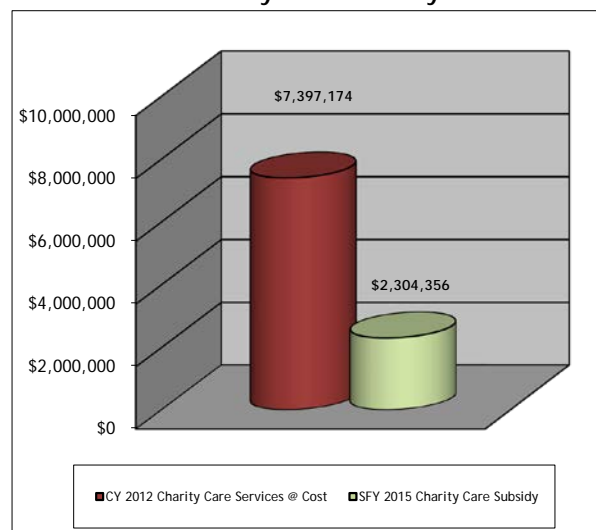
Annual Contributions as a Healthcare Safety Net

- o Hospitals also give back to the community by serving as the primary source of medical services for the state's 1.1 million uninsured, thus serving as the healthcare safety net for the most needy at a cost of close to \$1.3 billion annually.
- o In 2013, uninsured patients presented at Saint Clare's Hospital/Dover on 15,389 occasions.
- o Hospitals provide a forum for non-salaried physicians to deliver services related to their individual practices.
- o New Jersey's general hospitals are predominantly not-for-profit entities — any excess revenue over expenses is returned to the community in the form of new medical technology, expanded hospital services, maintenance and expansion of physical infrastructure and the enhanced ability to hire & maintain skilled workforce.

Annual Taxes

- o Saint Clare's Hospital/Dover pays in excess of \$473,700 annually in taxes including:
 - 0.53 Percent Assessment: \$392,100
 - Adjusted Admissions Assessment: \$81,600
 - Newborn Screening Fees: \$0
 - Other assessments such as New Jersey Poison Information & Education System (NJPIES) and Maternal and Child Health Consortium Assessment
 - In addition, hospitals routinely support their local municipalities through special payments in lieu of taxes.

SFY 2015 Charity Care Subsidy Shortfall



Saint Michael's Medical Center

Annual Contributions to the Local and State Economy

- o Total Expenditures: \$219,032,000
- o 1,142 full-time equivalent jobs, including:
 - Nursing: 236
 - Therapy: 30
 - Radiology: 44
 - Pharmacy: 24
 - Pathology and Laboratory: 55
 - Dietary/Housekeeping/Maintenance: 125
- o Purchased Services of \$44,942,000, including:
 - Contracted Labor: \$33,524,000
 - Pharmaceutical Drugs: \$7,630,000
 - Dietary/Laundry/Housekeeping Supplies: \$0
 - Building Supplies: \$0
 - Utilities: \$3,788,000 including:
 - \$2,658,000 in Electric
 - \$642,000 in Oil & Gas
 - \$488,000 in Water/Sewage/Disposal
- o Total Employee Payroll: \$76,416,000
- o Estimated State Income Taxes Paid by Employees: \$4,222,000

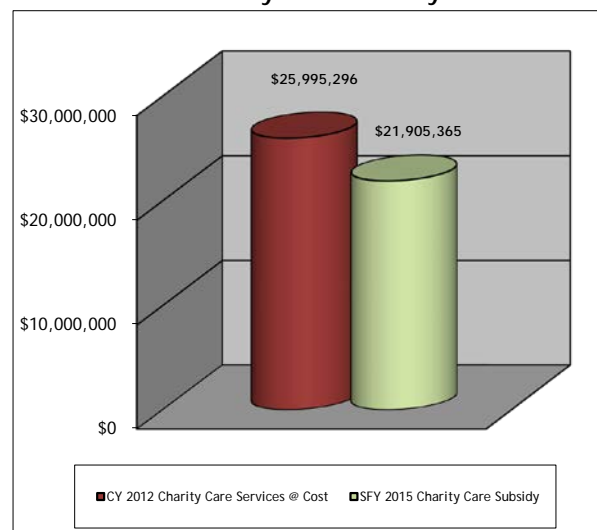
Annual Contributions as a Healthcare Safety Net

- o Hospitals also give back to the community by serving as the primary source of medical services for the state's 1.1 million uninsured, thus serving as the healthcare safety net for the most needy at a cost of close to \$1.3 billion annually.
- o In 2013, uninsured patients presented at Saint Michael's Medical Center on 155,996 occasions.
- o Hospitals provide a forum for non-salaried physicians to deliver services related to their individual practices.
- o New Jersey's general hospitals are predominantly not-for-profit entities — any excess revenue over expenses is returned to the community in the form of new medical technology, expanded hospital services, maintenance and expansion of physical infrastructure and the enhanced ability to hire & maintain skilled workforce.

Annual Taxes

- o Saint Michael's Medical Center pays in excess of \$1,236,300 annually in taxes including:
 - 0.53 Percent Assessment: \$1,085,100
 - Adjusted Admissions Assessment: \$151,100
 - Newborn Screening Fees: \$0
 - Other assessments such as New Jersey Poison Information & Education System (NJPIES) and Maternal and Child Health Consortium Assessment
 - In addition, hospitals routinely support their local municipalities through special payments in lieu of taxes.

SFY 2015 Charity Care Subsidy Shortfall



Saint Peter's University Hospital

Annual Contributions to the Local and State Economy

- o Total Expenditures: \$419,329,000
- o Purchased Services of \$53,601,000, including:
 - Contracted Labor: \$24,715,000
 - Pharmaceutical Drugs: \$18,359,000
 - Dietary/Laundry/Housekeeping Supplies: \$3,663,000
 - Building Supplies: \$409,000
 - Utilities: \$6,455,000 including:
 - \$3,759,000 in Electric
 - \$1,605,000 in Oil & Gas
 - \$1,166,000 in Water/Sewage/Disposal
- o 2,465 full-time equivalent jobs, including:
 - Nursing: 645
 - Therapy: 77
 - Radiology: 147
 - Pharmacy: 48
 - Pathology and Laboratory: 87
 - Dietary/Housekeeping/Maintenance: 261
- o Total Employee Payroll: \$192,091,000
- o Estimated State Income Taxes Paid by Employees: \$10,613,000

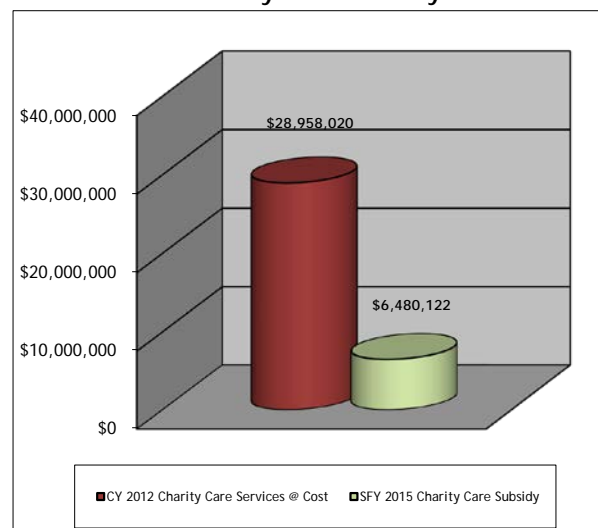
Annual Contributions as a Healthcare Safety Net

- o Hospitals also give back to the community by serving as the primary source of medical services for the state's 1.1 million uninsured, thus serving as the healthcare safety net for the most needy at a cost of close to \$1.3 billion annually.
- o In 2013, uninsured patients presented at Saint Peter's University Hospital on 79,563 occasions.
- o Hospitals provide a forum for non-salaried physicians to deliver services related to their individual practices.
- o New Jersey's general hospitals are predominantly not-for-profit entities — any excess revenue over expenses is returned to the community in the form of new medical technology, expanded hospital services, maintenance and expansion of physical infrastructure and the enhanced ability to hire & maintain skilled workforce.

Annual Taxes

- o Saint Peter's University Hospital pays in excess of \$2,983,700 annually in taxes including:
 - 0.53 Percent Assessment: \$2,199,500
 - Adjusted Admissions Assessment: \$358,500
 - Newborn Screening Fees: \$425,800
 - Other assessments such as New Jersey Poison Information & Education System (NJPIES) and Maternal and Child Health Consortium Assessment
 - In addition, hospitals routinely support their local municipalities through special payments in lieu of taxes.

SFY 2015 Charity Care Subsidy Shortfall



Shore Medical Center

Annual Contributions to the Local and State Economy

- o Total Expenditures: \$219,622,000
- o 1,099 full-time equivalent jobs, including:
 - Nursing: 307
 - Therapy: 26
 - Radiology: 78
 - Pharmacy: 27
 - Pathology and Laboratory: 60
 - Dietary/Housekeeping/Maintenance: 117
- o Purchased Services of \$48,587,000, including:
 - Contracted Labor: \$32,860,000
 - Pharmaceutical Drugs: \$10,508,000
 - Dietary/Laundry/Housekeeping Supplies: \$1,685,000
 - Building Supplies: \$481,000
 - Utilities: \$3,053,000 including:
 - \$2,192,000 in Electric
 - \$543,000 in Oil & Gas
 - \$318,000 in Water/Sewage/Disposal
- o Total Employee Payroll: \$76,205,000
- o Estimated State Income Taxes Paid by Employees: \$4,210,300

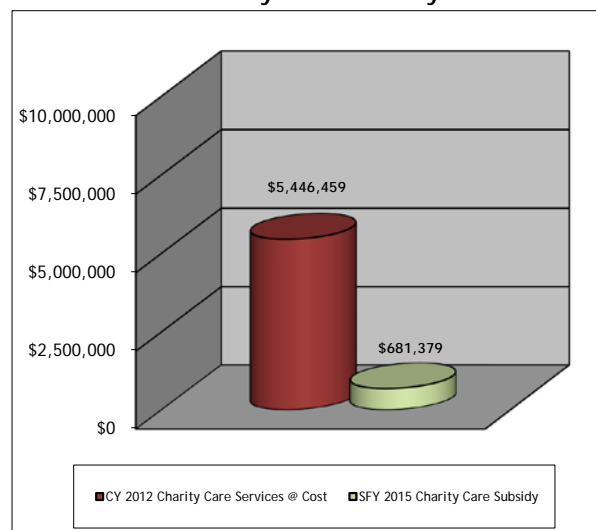
Annual Contributions as a Healthcare Safety Net

- o Hospitals also give back to the community by serving as the primary source of medical services for the state's 1.1 million uninsured, thus serving as the healthcare safety net for the most needy at a cost of close to \$1.3 billion annually.
- o In 2013, uninsured patients presented at Shore Medical Center on 13,166 occasions.
- o Hospitals provide a forum for non-salaried physicians to deliver services related to their individual practices.
- o New Jersey's general hospitals are predominantly not-for-profit entities — any excess revenue over expenses is returned to the community in the form of new medical technology, expanded hospital services, maintenance and expansion of physical infrastructure and the enhanced ability to hire & maintain skilled workforce.

Annual Taxes

- o Shore Medical Center pays in excess of \$1,416,200 annually in taxes including:
 - 0.53 Percent Assessment: \$1,131,300
 - Adjusted Admissions Assessment: \$189,900
 - Newborn Screening Fees: \$95,000
 - Other assessments such as New Jersey Poison Information & Education System (NJPIES) and Maternal and Child Health Consortium Assessment
 - In addition, hospitals routinely support their local municipalities through special payments in lieu of taxes.

SFY 2015 Charity Care Subsidy Shortfall



Southern Ocean Medical Center

Annual Contributions to the Local and State Economy

- o Total Expenditures: \$131,259,000
- o Purchased Services of \$23,948,000, including:
 - Contracted Labor: \$9,070,000
 - Pharmaceutical Drugs: \$11,286,000
 - Dietary/Laundry/Housekeeping Supplies: \$1,011,000
 - Building Supplies: \$215,000
 - Utilities: \$2,366,000 including:
 - \$1,630,000 in Electric
 - \$431,000 in Oil & Gas
 - \$305,000 in Water/Sewage/Disposal
- o 764 full-time equivalent jobs, including:
 - Nursing: 178
 - Therapy: 38
 - Radiology: 50
 - Pharmacy: 19
 - Pathology and Laboratory: 36
 - Dietary/Housekeeping/Maintenance: 72
- o Total Employee Payroll: \$49,707,000
- o Estimated State Income Taxes Paid by Employees: \$2,746,300

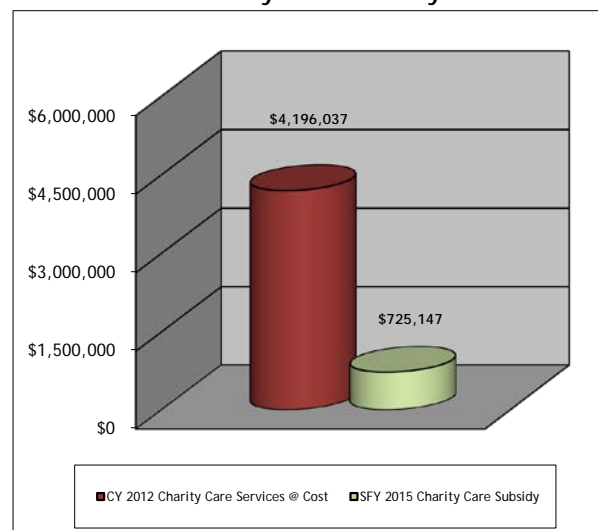
Annual Contributions as a Healthcare Safety Net

- o Hospitals also give back to the community by serving as the primary source of medical services for the state's 1.1 million uninsured, thus serving as the healthcare safety net for the most needy at a cost of close to \$1.3 billion annually.
- o In 2013, uninsured patients presented at Southern Ocean Medical Center on 9,727 occasions.
- o Hospitals provide a forum for non-salaried physicians to deliver services related to their individual practices.
- o New Jersey's general hospitals are predominantly not-for-profit entities — any excess revenue over expenses is returned to the community in the form of new medical technology, expanded hospital services, maintenance and expansion of physical infrastructure and the enhanced ability to hire & maintain skilled workforce.

Annual Taxes

- o Southern Ocean Medical Center pays in excess of \$879,600 annually in taxes including:
 - 0.53 Percent Assessment: \$728,600
 - Adjusted Admissions Assessment: \$119,100
 - Newborn Screening Fees: \$32,000
 - Other assessments such as New Jersey Poison Information & Education System (NJPIES) and Maternal and Child Health Consortium Assessment
 - In addition, hospitals routinely support their local municipalities through special payments in lieu of taxes.

SFY 2015 Charity Care Subsidy Shortfall



St. Francis Medical Center

Annual Contributions to the Local and State Economy

- o Total Expenditures: \$130,601,000
- o 669 full-time equivalent jobs, including:
 - Nursing: 203
 - Therapy: 16
 - Radiology: 32
 - Pharmacy: 12
 - Pathology and Laboratory: 26
 - Dietary/Housekeeping/Maintenance: 57
- o Purchased Services of \$16,735,000, including:
 - Contracted Labor: \$7,036,000
 - Pharmaceutical Drugs: \$6,081,000
 - Dietary/Laundry/Housekeeping Supplies: \$704,000
 - Building Supplies: \$201,000
 - Utilities: \$2,713,000 including:
 - \$1,568,000 in Electric
 - \$529,000 in Oil & Gas
 - \$616,000 in Water/Sewage/Disposal
- o Total Employee Payroll: \$42,251,000
- o Estimated State Income Taxes Paid by Employees: \$2,334,400

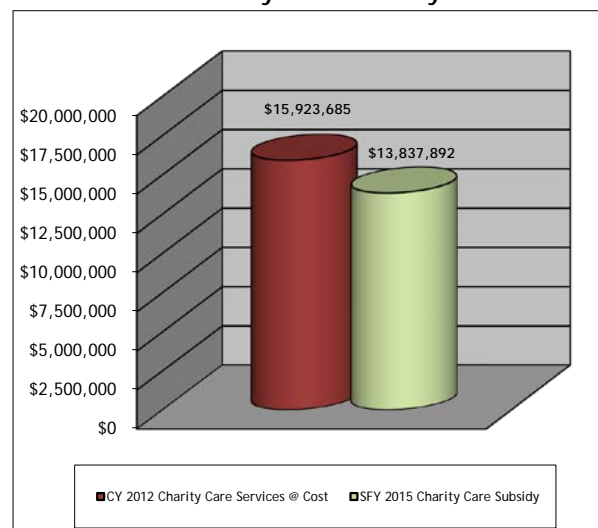
Annual Contributions as a Healthcare Safety Net

- o Hospitals also give back to the community by serving as the primary source of medical services for the state's 1.1 million uninsured, thus serving as the healthcare safety net for the most needy at a cost of close to \$1.3 billion annually.
- o In 2013, uninsured patients presented at St. Francis Medical Center on 35,450 occasions.
- o Hospitals provide a forum for non-salaried physicians to deliver services related to their individual practices.
- o New Jersey's general hospitals are predominantly not-for-profit entities — any excess revenue over expenses is returned to the community in the form of new medical technology, expanded hospital services, maintenance and expansion of physical infrastructure and the enhanced ability to hire & maintain skilled workforce.

Annual Taxes

- o St. Francis Medical Center pays in excess of \$733,600 annually in taxes including:
 - 0.53 Percent Assessment: \$640,800
 - Adjusted Admissions Assessment: \$92,800
 - Newborn Screening Fees: \$0
 - Other assessments such as New Jersey Poison Information & Education System (NJPIES) and Maternal and Child Health Consortium Assessment
 - In addition, hospitals routinely support their local municipalities through special payments in lieu of taxes.

SFY 2015 Charity Care Subsidy Shortfall



St. Joseph's Regional Medical Center

Annual Contributions to the Local and State Economy

- o Total Expenditures: \$664,030,000
- o 3,687 full-time equivalent jobs, including:
 - Nursing: 876
 - Therapy: 114
 - Radiology: 178
 - Pharmacy: 89
 - Pathology and Laboratory: 107
 - Dietary/Housekeeping/Maintenance: 252
- o Purchased Services of \$86,609,000, including:
 - Contracted Labor: \$57,614,000
 - Pharmaceutical Drugs: \$19,016,000
 - Dietary/Laundry/Housekeeping Supplies: \$1,873,000
 - Building Supplies: \$775,000
 - Utilities: \$7,331,000 including:
 - \$4,426,000 in Electric
 - \$1,864,000 in Oil & Gas
 - \$1,041,000 in Water/Sewage/Disposal
- o Total Employee Payroll: \$275,467,000
- o Estimated State Income Taxes Paid by Employees: \$15,219,600

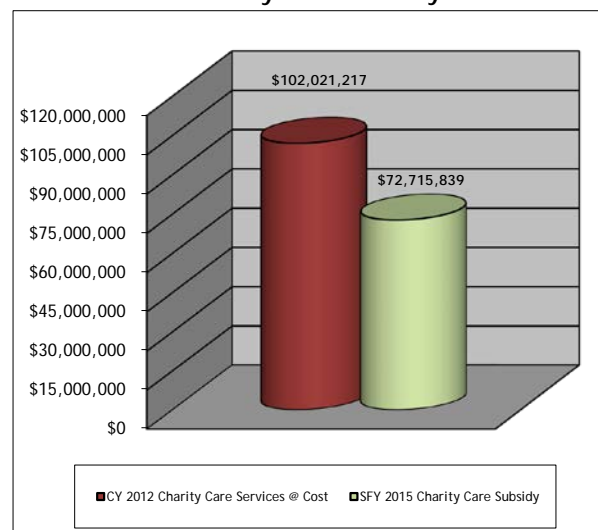
Annual Contributions as a Healthcare Safety Net

- o Hospitals also give back to the community by serving as the primary source of medical services for the state's 1.1 million uninsured, thus serving as the healthcare safety net for the most needy at a cost of close to \$1.3 billion annually.
- o In 2013, uninsured patients presented at St. Joseph's Regional Medical Center on 190,554 occasions.
- o Hospitals provide a forum for non-salaried physicians to deliver services related to their individual practices.
- o New Jersey's general hospitals are predominantly not-for-profit entities — any excess revenue over expenses is returned to the community in the form of new medical technology, expanded hospital services, maintenance and expansion of physical infrastructure and the enhanced ability to hire & maintain skilled workforce.

Annual Taxes

- o St. Joseph's Regional Medical Center pays in excess of \$4,160,400 annually in taxes including:
 - 0.53 Percent Assessment: \$3,461,100
 - Adjusted Admissions Assessment: \$420,900
 - Newborn Screening Fees: \$278,400
 - Other assessments such as New Jersey Poison Information & Education System (NJPIES) and Maternal and Child Health Consortium Assessment
 - In addition, hospitals routinely support their local municipalities through special payments in lieu of taxes.

SFY 2015 Charity Care Subsidy Shortfall



St. Joseph's Wayne Hospital

Annual Contributions to the Local and State Economy

- o Total Expenditures: \$87,298,000
- o Purchased Services of \$16,269,000, including:
 - Contracted Labor: \$11,196,000
 - Pharmaceutical Drugs: \$2,496,000
 - Dietary/Laundry/Housekeeping Supplies: \$742,000
 - Building Supplies: \$119,000
 - Utilities: \$1,716,000 including:
 - \$1,165,000 in Electric
 - \$348,000 in Oil & Gas
 - \$203,000 in Water/Sewage/Disposal
- o 530 full-time equivalent jobs, including:
 - Nursing: 186
 - Therapy: 35
 - Radiology: 45
 - Pharmacy: 16
 - Pathology and Laboratory: 17
 - Dietary/Housekeeping/Maintenance: 83
- o Total Employee Payroll: \$35,577,000
- o Estimated State Income Taxes Paid by Employees: \$1,965,600

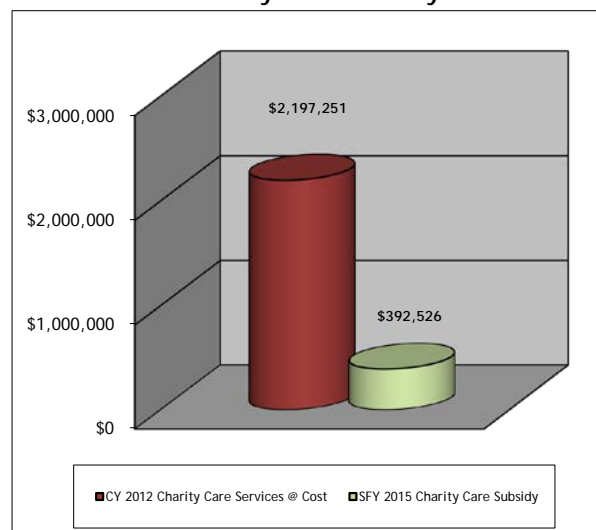
Annual Contributions as a Healthcare Safety Net

- o Hospitals also give back to the community by serving as the primary source of medical services for the state's 1.1 million uninsured, thus serving as the healthcare safety net for the most needy at a cost of close to \$1.3 billion annually.
- o In 2013, uninsured patients presented at St. Joseph's Wayne Hospital on 6,944 occasions.
- o Hospitals provide a forum for non-salaried physicians to deliver services related to their individual practices.
- o New Jersey's general hospitals are predominantly not-for-profit entities — any excess revenue over expenses is returned to the community in the form of new medical technology, expanded hospital services, maintenance and expansion of physical infrastructure and the enhanced ability to hire & maintain skilled workforce.

Annual Taxes

- o St. Joseph's Wayne Hospital pays in excess of \$693,600 annually in taxes including:
 - 0.53 Percent Assessment: \$601,000
 - Adjusted Admissions Assessment: \$92,600
 - Newborn Screening Fees: \$0
 - Other assessments such as New Jersey Poison Information & Education System (NJPIES) and Maternal and Child Health Consortium Assessment
 - In addition, hospitals routinely support their local municipalities through special payments in lieu of taxes.

SFY 2015 Charity Care Subsidy Shortfall



St. Luke's Warren Hospital

Annual Contributions to the Local and State Economy

- o Total Expenditures: \$109,015,000
- o 882 full-time equivalent jobs, including:
 - Nursing: 205
 - Therapy: 36
 - Radiology: 61
 - Pharmacy: 14
 - Pathology and Laboratory: 49
 - Dietary/Housekeeping/Maintenance: 96
- o Purchased Services of \$19,059,000, including:
 - Contracted Labor: \$8,624,000
 - Pharmaceutical Drugs: \$7,961,000
 - Dietary/Laundry/Housekeeping Supplies: \$901,000
 - Building Supplies: \$325,000
 - Utilities: \$1,248,000 including:
 - \$275,000 in Electric
 - \$676,000 in Oil & Gas
 - \$297,000 in Water/Sewage/Disposal
- o Total Employee Payroll: \$45,011,000
- o Estimated State Income Taxes Paid by Employees: \$2,486,900

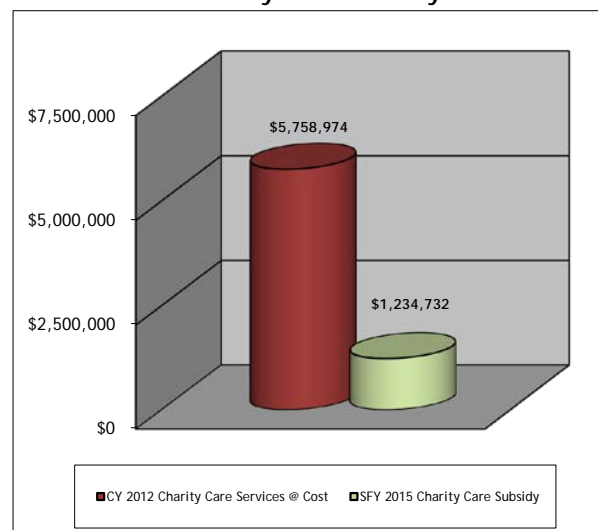
Annual Contributions as a Healthcare Safety Net

- o Hospitals also give back to the community by serving as the primary source of medical services for the state's 1.1 million uninsured, thus serving as the healthcare safety net for the most needy at a cost of close to \$1.3 billion annually.
- o In 2013, uninsured patients presented at St. Luke's Warren Hospital on 18,359 occasions.
- o Hospitals provide a forum for non-salaried physicians to deliver services related to their individual practices.
- o New Jersey's general hospitals are predominantly not-for-profit entities — any excess revenue over expenses is returned to the community in the form of new medical technology, expanded hospital services, maintenance and expansion of physical infrastructure and the enhanced ability to hire & maintain skilled workforce.

Annual Taxes

- o St. Luke's Warren Hospital pays in excess of \$708,100 annually in taxes including:
 - 0.53 Percent Assessment: \$609,800
 - Adjusted Admissions Assessment: \$98,300
 - Newborn Screening Fees: \$0
 - Other assessments such as New Jersey Poison Information & Education System (NJPIES) and Maternal and Child Health Consortium Assessment
 - In addition, hospitals routinely support their local municipalities through special payments in lieu of taxes.

SFY 2015 Charity Care Subsidy Shortfall



St. Mary's Hospital

Annual Contributions to the Local and State Economy

- o Total Expenditures: \$154,442,000
- o 939 full-time equivalent jobs, including:
 - Nursing: 304
 - Therapy: 24
 - Radiology: 71
 - Pharmacy: 21
 - Pathology and Laboratory: 36
 - Dietary/Housekeeping/Maintenance: 96
- o Purchased Services of \$26,594,000, including:
 - Contracted Labor: \$17,444,000
 - Pharmaceutical Drugs: \$5,843,000
 - Dietary/Laundry/Housekeeping Supplies: \$744,000
 - Building Supplies: \$0
 - Utilities: \$2,563,000 including:
 - \$1,668,000 in Electric
 - \$396,000 in Oil & Gas
 - \$499,000 in Water/Sewage/Disposal
- o Total Employee Payroll: \$58,518,000
- o Estimated State Income Taxes Paid by Employees: \$3,233,100

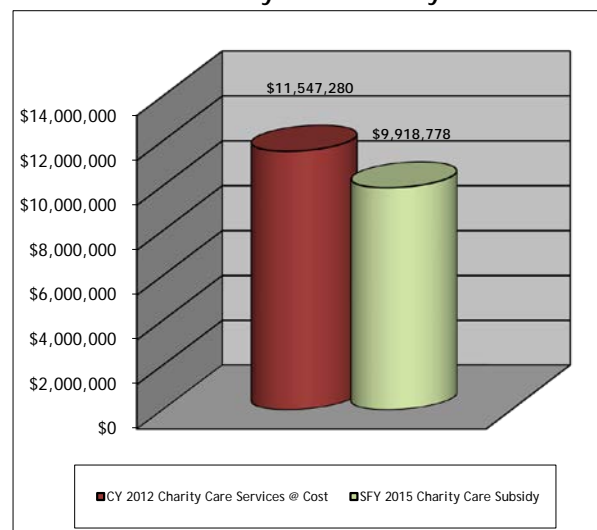
Annual Contributions as a Healthcare Safety Net

- o Hospitals also give back to the community by serving as the primary source of medical services for the state's 1.1 million uninsured, thus serving as the healthcare safety net for the most needy at a cost of close to \$1.3 billion annually.
- o In 2013, uninsured patients presented at St. Mary's Hospital on 26,226 occasions.
- o Hospitals provide a forum for non-salaried physicians to deliver services related to their individual practices.
- o New Jersey's general hospitals are predominantly not-for-profit entities — any excess revenue over expenses is returned to the community in the form of new medical technology, expanded hospital services, maintenance and expansion of physical infrastructure and the enhanced ability to hire & maintain skilled workforce.

Annual Taxes

- o St. Mary's Hospital pays in excess of \$1,011,200 annually in taxes including:
 - 0.53 Percent Assessment: \$811,500
 - Adjusted Admissions Assessment: \$123,400
 - Newborn Screening Fees: \$76,300
 - Other assessments such as New Jersey Poison Information & Education System (NJPIES) and Maternal and Child Health Consortium Assessment
 - In addition, hospitals routinely support their local municipalities through special payments in lieu of taxes.

SFY 2015 Charity Care Subsidy Shortfall



Trinitas Regional Medical Center

Annual Contributions to the Local and State Economy

- o Total Expenditures: \$309,787,000
- o 2,154 full-time equivalent jobs, including:
 - Nursing: 480
 - Therapy: 58
 - Radiology: 78
 - Pharmacy: 29
 - Pathology and Laboratory: 44
 - Dietary/Housekeeping/Maintenance: 220
- o Purchased Services of \$27,887,000, including:
 - Contracted Labor: \$6,645,000
 - Pharmaceutical Drugs: \$13,158,000
 - Dietary/Laundry/Housekeeping Supplies: \$2,719,000
 - Building Supplies: \$678,000
 - Utilities: \$4,687,000 including:
 - \$2,845,000 in Electric
 - \$1,127,000 in Oil & Gas
 - \$715,000 in Water/Sewage/Disposal
- o Total Employee Payroll: \$133,642,000
- o Estimated State Income Taxes Paid by Employees: \$7,383,700

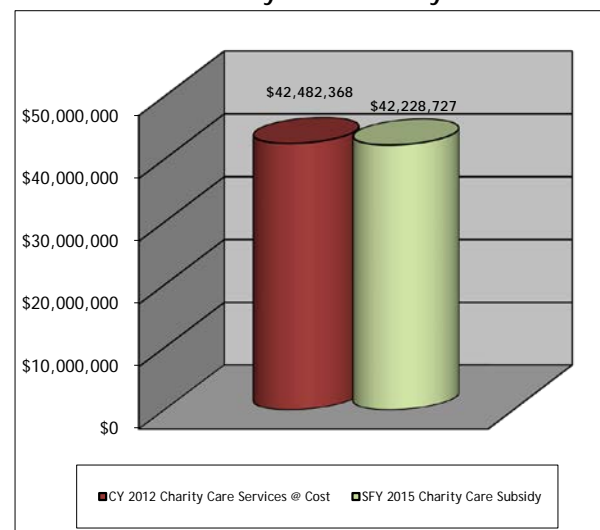
Annual Contributions as a Healthcare Safety Net

- o Hospitals also give back to the community by serving as the primary source of medical services for the state's 1.1 million uninsured, thus serving as the healthcare safety net for the most needy at a cost of close to \$1.3 billion annually.
- o In 2013, uninsured patients presented at Trinitas Regional Medical Center on 115,647 occasions.
- o Hospitals provide a forum for non-salaried physicians to deliver services related to their individual practices.
- o New Jersey's general hospitals are predominantly not-for-profit entities — any excess revenue over expenses is returned to the community in the form of new medical technology, expanded hospital services, maintenance and expansion of physical infrastructure and the enhanced ability to hire & maintain skilled workforce.

Annual Taxes

- o Trinitas Regional Medical Center pays in excess of \$2,133,900 annually in taxes including:
 - 0.53 Percent Assessment: \$1,650,400
 - Adjusted Admissions Assessment: \$296,700
 - Newborn Screening Fees: \$186,800
 - Other assessments such as New Jersey Poison Information & Education System (NJPIES) and Maternal and Child Health Consortium Assessment
 - In addition, hospitals routinely support their local municipalities through special payments in lieu of taxes.

SFY 2015 Charity Care Subsidy Shortfall



University Hospital

Annual Contributions to the Local and State Economy

- o Total Expenditures: \$738,270,000
- o 3,617 full-time equivalent jobs, including:
 - Nursing: 748
 - Therapy: 102
 - Radiology: 186
 - Pharmacy: 68
 - Pathology and Laboratory: 143
 - Dietary/Housekeeping/Maintenance: 255
- o Purchased Services of \$43,770,000, including:
 - Contracted Labor: \$18,491,000
 - Pharmaceutical Drugs: \$15,654,000
 - Dietary/Laundry/Housekeeping Supplies: \$4,647,000
 - Building Supplies: \$1,000
 - Utilities: \$4,977,000 including:
 - \$971,000 in Electric
 - \$1,107,000 in Oil & Gas
 - \$2,899,000 in Water/Sewage/Disposal
- o Total Employee Payroll: \$277,798,000
- o Estimated State Income Taxes Paid by Employees: \$15,348,300

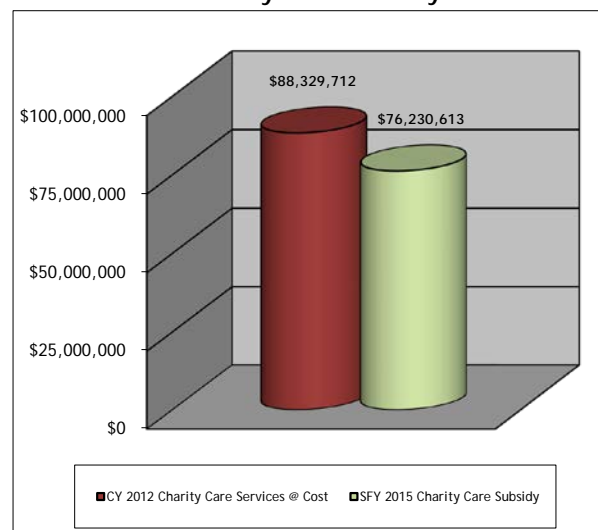
Annual Contributions as a Healthcare Safety Net

- o Hospitals also give back to the community by serving as the primary source of medical services for the state's 1.1 million uninsured, thus serving as the healthcare safety net for the most needy at a cost of close to \$1.3 billion annually.
- o In 2013, uninsured patients presented at University Hospital on 177,561 occasions.
- o Hospitals provide a forum for non-salaried physicians to deliver services related to their individual practices.
- o New Jersey's general hospitals are predominantly not-for-profit entities — any excess revenue over expenses is returned to the community in the form of new medical technology, expanded hospital services, maintenance and expansion of physical infrastructure and the enhanced ability to hire & maintain skilled workforce.

Annual Taxes

- o University Hospital pays in excess of \$4,383,500 annually in taxes including:
 - 0.53 Percent Assessment: \$3,826,500
 - Adjusted Admissions Assessment: \$231,700
 - Newborn Screening Fees: \$325,300
 - Other assessments such as New Jersey Poison Information & Education System (NJPIES) and Maternal and Child Health Consortium Assessment
 - In addition, hospitals routinely support their local municipalities through special payments in lieu of taxes.

SFY 2015 Charity Care Subsidy Shortfall



University Medical Center of Princeton at Plainsboro

Annual Contributions to the Local and State Economy

- o Total Expenditures: \$382,585,000
- o 2,176 full-time equivalent jobs, including:
 - Nursing: 547
 - Therapy: 121
 - Radiology: 111
 - Pharmacy: 46
 - Pathology and Laboratory: 89
 - Dietary/Housekeeping/Maintenance: 180
- o Purchased Services of \$50,089,000, including:
 - Contracted Labor: \$24,902,000
 - Pharmaceutical Drugs: \$14,405,000
 - Dietary/Laundry/Housekeeping Supplies: \$2,859,000
 - Building Supplies: \$27,000
 - Utilities: \$7,896,000 including:
 - \$6,526,000 in Electric
 - \$69,000 in Oil & Gas
 - \$1,301,000 in Water/Sewage/Disposal
- o Total Employee Payroll: \$136,600,000
- o Estimated State Income Taxes Paid by Employees: \$7,547,200

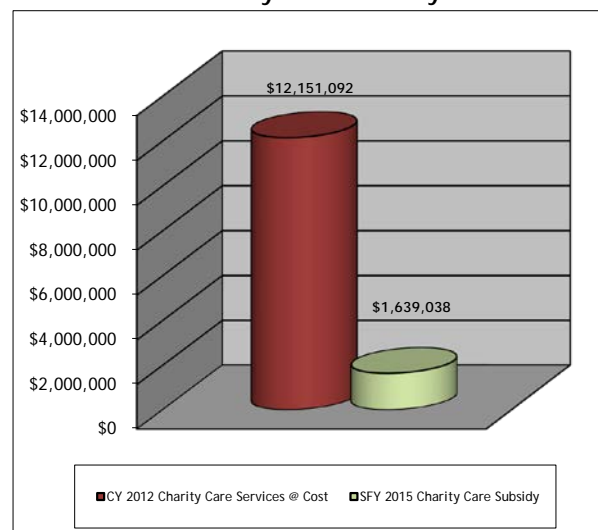
Annual Contributions as a Healthcare Safety Net

- o Hospitals also give back to the community by serving as the primary source of medical services for the state's 1.1 million uninsured, thus serving as the healthcare safety net for the most needy at a cost of close to \$1.3 billion annually.
- o In 2013, uninsured patients presented at University Medical Center of Princeton at Plainsboro on 33,525 occasions.
- o Hospitals provide a forum for non-salaried physicians to deliver services related to their individual practices.
- o New Jersey's general hospitals are predominantly not-for-profit entities — any excess revenue over expenses is returned to the community in the form of new medical technology, expanded hospital services, maintenance and expansion of physical infrastructure and the enhanced ability to hire & maintain skilled workforce.

Annual Taxes

- o University Medical Center of Princeton at Plainsboro pays in excess of \$2,515,500 annually in taxes
 - 0.53 Percent Assessment: \$1,912,900
 - Adjusted Admissions Assessment: \$433,200
 - Newborn Screening Fees: \$169,400
 - Other assessments such as New Jersey Poison Information & Education System (NJPIES) and Maternal and Child Health Consortium Assessment
 - In addition, hospitals routinely support their local municipalities through special payments in lieu of taxes.

SFY 2015 Charity Care Subsidy Shortfall



Valley Hospital

Annual Contributions to the Local and State Economy

- o Total Expenditures: \$584,369,000
- o 3,052 full-time equivalent jobs, including:
 - Nursing: 882
 - Therapy: 112
 - Radiology: 296
 - Pharmacy: 71
 - Pathology and Laboratory: 155
 - Dietary/Housekeeping/Maintenance: 300
- o Purchased Services of \$88,404,000, including:
 - Contracted Labor: \$38,812,000
 - Pharmaceutical Drugs: \$39,272,000
 - Dietary/Laundry/Housekeeping Supplies: \$4,102,000
 - Building Supplies: \$300,000
 - Utilities: \$5,918,000 including:
 - \$4,319,000 in Electric
 - \$759,000 in Oil & Gas
 - \$840,000 in Water/Sewage/Disposal
- o Total Employee Payroll: \$242,725,000
- o Estimated State Income Taxes Paid by Employees: \$13,410,600

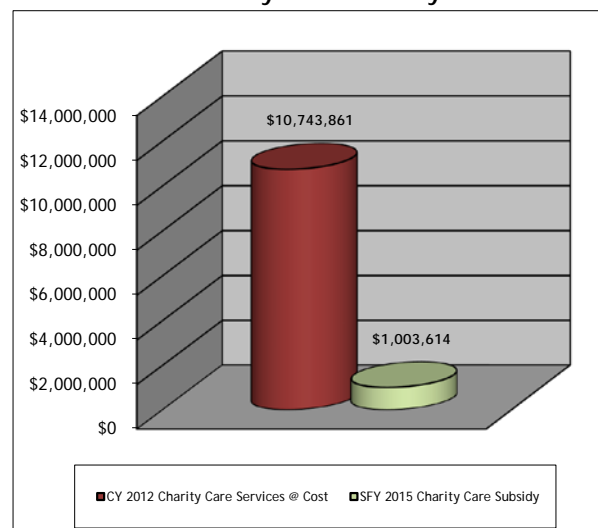
Annual Contributions as a Healthcare Safety Net

- o Hospitals also give back to the community by serving as the primary source of medical services for the state's 1.1 million uninsured, thus serving as the healthcare safety net for the most needy at a cost of close to \$1.3 billion annually.
- o In 2013, uninsured patients presented at Valley Hospital on 31,421 occasions.
- o Hospitals provide a forum for non-salaried physicians to deliver services related to their individual practices.
- o New Jersey's general hospitals are predominantly not-for-profit entities — any excess revenue over expenses is returned to the community in the form of new medical technology, expanded hospital services, maintenance and expansion of physical infrastructure and the enhanced ability to hire & maintain skilled workforce.

Annual Taxes

- o Valley Hospital pays in excess of \$4,254,700 annually in taxes including:
 - 0.53 Percent Assessment: \$3,472,100
 - Adjusted Admissions Assessment: \$494,800
 - Newborn Screening Fees: \$287,900
 - Other assessments such as New Jersey Poison Information & Education System (NJPIES) and Maternal and Child Health Consortium Assessment
 - In addition, hospitals routinely support their local municipalities through special payments in lieu of taxes.

SFY 2015 Charity Care Subsidy Shortfall



Virtua Berlin

Annual Contributions to the Local and State Economy

- o Total Expenditures: \$62,119,000
- o 332 full-time equivalent jobs, including:
 - Nursing: 133
 - Therapy: 19
 - Radiology: 22
 - Pharmacy: 10
 - Pathology and Laboratory: 21
 - Dietary/Housekeeping/Maintenance: 37
- o Purchased Services of \$4,680,000, including:
 - Contracted Labor: \$2,328,000
 - Pharmaceutical Drugs: \$1,320,000
 - Dietary/Laundry/Housekeeping Supplies: \$316,000
 - Building Supplies: \$83,000
 - Utilities: \$633,000 including:
 - \$480,000 in Electric
 - \$69,000 in Oil & Gas
 - \$84,000 in Water/Sewage/Disposal
- o Total Employee Payroll: \$22,319,000
- o Estimated State Income Taxes Paid by Employees: \$1,233,100

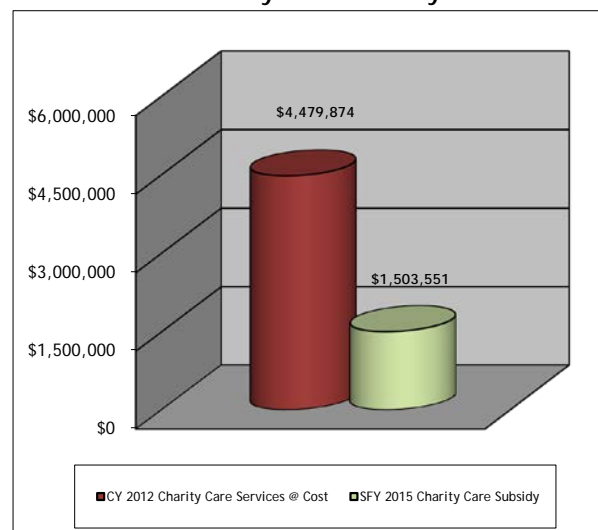
Annual Contributions as a Healthcare Safety Net

- o Hospitals also give back to the community by serving as the primary source of medical services for the state's 1.1 million uninsured, thus serving as the healthcare safety net for the most needy at a cost of close to \$1.3 billion annually.
- o In 2013, uninsured patients presented at Virtua Berlin on 3,735 occasions.
- o Hospitals provide a forum for non-salaried physicians to deliver services related to their individual practices.
- o New Jersey's general hospitals are predominantly not-for-profit entities — any excess revenue over expenses is returned to the community in the form of new medical technology, expanded hospital services, maintenance and expansion of physical infrastructure and the enhanced ability to hire & maintain skilled workforce.

Annual Taxes

- o Virtua Berlin pays in excess of \$333,900 annually in taxes including:
 - 0.53 Percent Assessment: \$281,600
 - Adjusted Admissions Assessment: \$52,300
 - Newborn Screening Fees: \$0
 - Other assessments such as New Jersey Poison Information & Education System (NJPIES) and Maternal and Child Health Consortium Assessment
 - In addition, hospitals routinely support their local municipalities through special payments in lieu of taxes.

SFY 2015 Charity Care Subsidy Shortfall



Virtua Marlton

Annual Contributions to the Local and State Economy

- o Total Expenditures: \$170,085,000
- o Purchased Services of \$15,331,000, including:
 - Contracted Labor: \$7,620,000
 - Pharmaceutical Drugs: \$5,123,000
 - Dietary/Laundry/Housekeeping Supplies: \$518,000
 - Building Supplies: \$469,000
 - Utilities: \$1,601,000 including:
 - \$1,214,000 in Electric
 - \$174,000 in Oil & Gas
 - \$213,000 in Water/Sewage/Disposal
- o 756 full-time equivalent jobs, including:
 - Nursing: 349
 - Therapy: 31
 - Radiology: 40
 - Pharmacy: 21
 - Pathology and Laboratory: 53
 - Dietary/Housekeeping/Maintenance: 81
- o Total Employee Payroll: \$49,871,000
- o Estimated State Income Taxes Paid by Employees: \$2,755,400

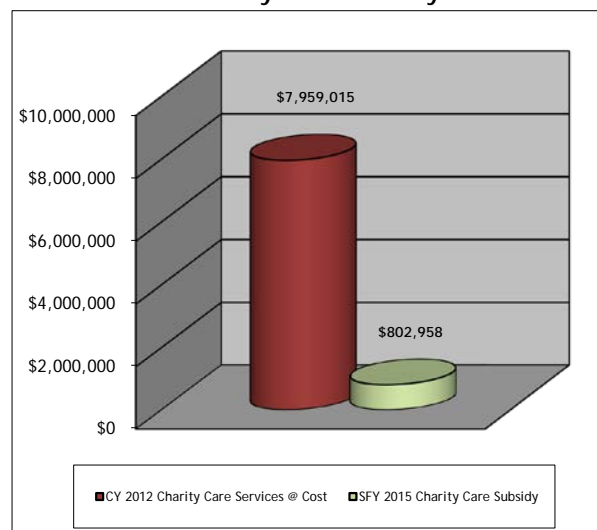
Annual Contributions as a Healthcare Safety Net

- o Hospitals also give back to the community by serving as the primary source of medical services for the state's 1.1 million uninsured, thus serving as the healthcare safety net for the most needy at a cost of close to \$1.3 billion annually.
- o In 2013, uninsured patients presented at Virtua Marlton on 3,173 occasions.
- o Hospitals provide a forum for non-salaried physicians to deliver services related to their individual practices.
- o New Jersey's general hospitals are predominantly not-for-profit entities — any excess revenue over expenses is returned to the community in the form of new medical technology, expanded hospital services, maintenance and expansion of physical infrastructure and the enhanced ability to hire & maintain skilled workforce.

Annual Taxes

- o Virtua Marlton pays in excess of \$1,047,500 annually in taxes including:
 - 0.53 Percent Assessment: \$925,100
 - Adjusted Admissions Assessment: \$122,400
 - Newborn Screening Fees: \$0
 - Other assessments such as New Jersey Poison Information & Education System (NJPIES) and Maternal and Child Health Consortium Assessment
 - In addition, hospitals routinely support their local municipalities through special payments in lieu of taxes.

SFY 2015 Charity Care Subsidy Shortfall



Virtua Memorial

Annual Contributions to the Local and State Economy

- o Total Expenditures: \$290,360,000
- o 1,486 full-time equivalent jobs, including:
 - Nursing: 532
 - Therapy: 30
 - Radiology: 109
 - Pharmacy: 32
 - Pathology and Laboratory: 73
 - Dietary/Housekeeping/Maintenance: 143
- o Purchased Services of \$28,351,000, including:
 - Contracted Labor: \$14,337,000
 - Pharmaceutical Drugs: \$9,597,000
 - Dietary/Laundry/Housekeeping Supplies: \$1,038,000
 - Building Supplies: \$278,000
 - Utilities: \$3,101,000 including:
 - \$2,369,000 in Electric
 - \$431,000 in Oil & Gas
 - \$301,000 in Water/Sewage/Disposal
- o Total Employee Payroll: \$98,177,000
- o Estimated State Income Taxes Paid by Employees: \$5,424,300

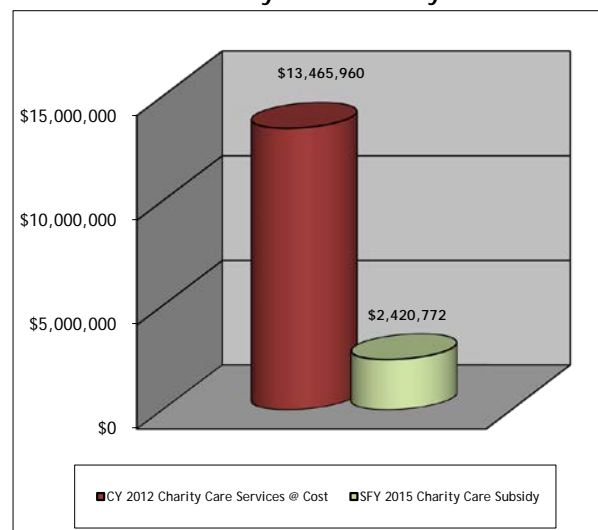
Annual Contributions as a Healthcare Safety Net

- o Hospitals also give back to the community by serving as the primary source of medical services for the state's 1.1 million uninsured, thus serving as the healthcare safety net for the most needy at a cost of close to \$1.3 billion annually.
- o In 2013, uninsured patients presented at Virtua Memorial on 19,686 occasions.
- o Hospitals provide a forum for non-salaried physicians to deliver services related to their individual practices.
- o New Jersey's general hospitals are predominantly not-for-profit entities — any excess revenue over expenses is returned to the community in the form of new medical technology, expanded hospital services, maintenance and expansion of physical infrastructure and the enhanced ability to hire & maintain skilled workforce.

Annual Taxes

- o Virtua Memorial pays in excess of \$2,247,400 annually in taxes including:
 - 0.53 Percent Assessment: \$1,747,900
 - Adjusted Admissions Assessment: \$298,300
 - Newborn Screening Fees: \$201,200
 - Other assessments such as New Jersey Poison Information & Education System (NJPIES) and Maternal and Child Health Consortium Assessment
 - In addition, hospitals routinely support their local municipalities through special payments in lieu of taxes.

SFY 2015 Charity Care Subsidy Shortfall



Virtua Voorhees

Annual Contributions to the Local and State Economy

- o Total Expenditures: \$456,689,000
- o 2,225 full-time equivalent jobs, including:
 - Nursing: 673
 - Therapy: 92
 - Radiology: 78
 - Pharmacy: 34
 - Pathology and Laboratory: 101
 - Dietary/Housekeeping/Maintenance: 211
- o Purchased Services of \$41,573,000, including:
 - Contracted Labor: \$19,136,000
 - Pharmaceutical Drugs: \$14,840,000
 - Dietary/Laundry/Housekeeping Supplies: \$1,634,000
 - Building Supplies: \$436,000
 - Utilities: \$5,527,000 including:
 - \$4,513,000 in Electric
 - \$556,000 in Oil & Gas
 - \$458,000 in Water/Sewage/Disposal
- o Total Employee Payroll: \$149,789,000
- o Estimated State Income Taxes Paid by Employees: \$8,275,800

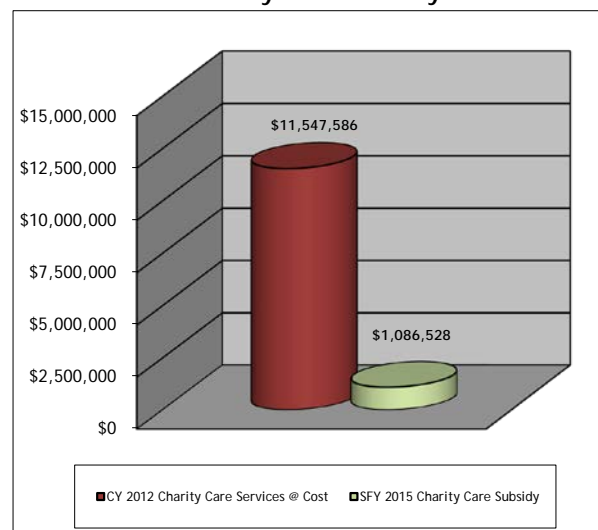
Annual Contributions as a Healthcare Safety Net

- o Hospitals also give back to the community by serving as the primary source of medical services for the state's 1.1 million uninsured, thus serving as the healthcare safety net for the most needy at a cost of close to \$1.3 billion annually.
- o In 2013, uninsured patients presented at Virtua Voorhees on 31,376 occasions.
- o Hospitals provide a forum for non-salaried physicians to deliver services related to their individual practices.
- o New Jersey's general hospitals are predominantly not-for-profit entities — any excess revenue over expenses is returned to the community in the form of new medical technology, expanded hospital services, maintenance and expansion of physical infrastructure and the enhanced ability to hire & maintain skilled workforce.

Annual Taxes

- o Virtua Voorhees pays in excess of \$3,725,900 annually in taxes including:
 - 0.53 Percent Assessment: \$2,781,100
 - Adjusted Admissions Assessment: \$454,900
 - Newborn Screening Fees: \$490,000
 - Other assessments such as New Jersey Poison Information & Education System (NJPIES) and Maternal and Child Health Consortium Assessment
 - In addition, hospitals routinely support their local municipalities through special payments in lieu of taxes.

SFY 2015 Charity Care Subsidy Shortfall



Atlantic County Hospitals

Annual Contributions to the Local and State Economy

- o Total Expenditures: \$894,799,000
- o Purchased Services of \$103,903,000, including:
 - Contracted Labor: \$56,304,000
 - Pharmaceutical Drugs: \$30,681,000
 - Dietary/Laundry/Housekeeping Supplies: \$5,714,000
 - Building Supplies: \$488,000
 - Utilities: \$10,716,000 including:
 - \$7,572,000 in Electric
 - \$1,991,000 in Oil & Gas
 - \$1,153,000 in Water/Sewage/Disposal
- o 4,391 full-time equivalent jobs, including:
 - Nursing: 1,271
 - Therapy: 91
 - Radiology: 277
 - Pharmacy: 118
 - Pathology and Laboratory: 166
 - Dietary/Housekeeping/Maintenance: 351
- o Total Employee Payroll: \$316,478,000
- o Estimated State Income Taxes Paid by Employees: \$17,485,400

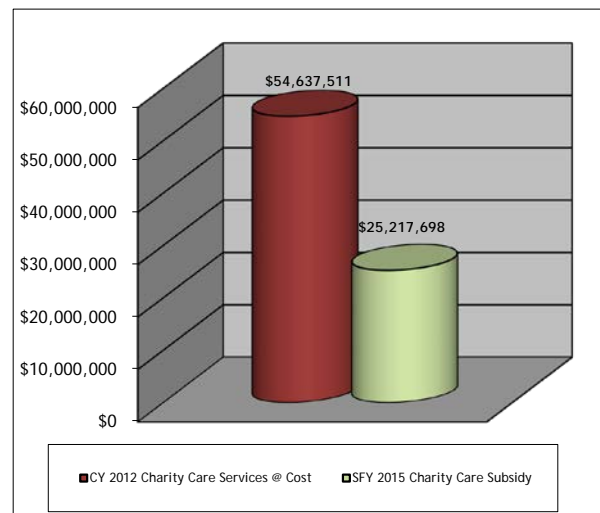
Annual Contributions as a Healthcare Safety Net

- o Hospitals also give back to the community by serving as the primary source of medical services for the state's 1.1 million uninsured, thus serving as the healthcare safety net for the most needy at a cost of close to \$1.3 billion annually.
- o In 2013, uninsured patients presented at Atlantic County Hospitals on 86,815 occasions.
- o Hospitals provide a forum for non-salaried physicians to deliver services related to their individual practices.
- o New Jersey's general hospitals are predominantly not-for-profit entities — any excess revenue over expenses is returned to the community in the form of new medical technology, expanded hospital services, maintenance and expansion of physical infrastructure and the enhanced ability to hire & maintain skilled workforce.

Annual Taxes

- o Atlantic County Hospitals pay in excess of \$5,434,800 annually in taxes including:
 - 0.53 Percent Assessment: \$4,417,500
 - Adjusted Admissions Assessment: \$726,200
 - Newborn Screening Fees: \$291,200
 - Other assessments such as New Jersey Poison Information & Education System (NJPIES) and Maternal and Child Health Consortium Assessment
 - In addition, hospitals routinely support their local municipalities through special payments in lieu of taxes.

SFY 2015 Charity Care Subsidy Shortfall



Bergen County Hospitals

Annual Contributions to the Local and State Economy

- o Total Expenditures: \$2,932,451,000
- o Purchased Services of \$438,413,000, including:
 - Contracted Labor: \$154,987,000
 - Pharmaceutical Drugs: \$217,614,000
 - Dietary/Laundry/Housekeeping Supplies: \$22,834,000
 - Building Supplies: \$1,838,000
 - Utilities: \$35,213,000 including:
 - \$24,866,000 in Electric
 - \$7,965,000 in Oil & Gas
 - \$4,081,000 in Water/Sewage/Disposal
- o 15,314 full-time equivalent jobs, including:
 - Nursing: 3,610
 - Therapy: 477
 - Radiology: 1,749
 - Pharmacy: 358
 - Pathology and Laboratory: 682
 - Dietary/Housekeeping/Maintenance: 1,406
- o Total Employee Payroll: \$1,194,082,000
- o Estimated State Income Taxes Paid by Employees: \$65,973,000

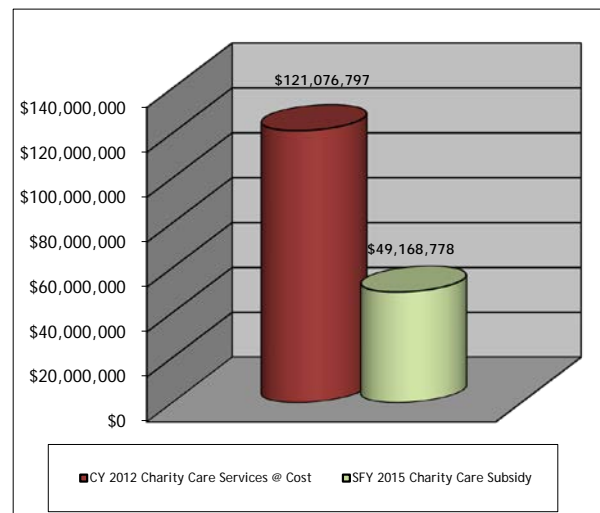
Annual Contributions as a Healthcare Safety Net

- o Hospitals also give back to the community by serving as the primary source of medical services for the state's 1.1 million uninsured, thus serving as the healthcare safety net for the most needy at a cost of close to \$1.3 billion annually.
- o In 2013, uninsured patients presented at Bergen County Hospitals on 606,567 occasions.
- o Hospitals provide a forum for non-salaried physicians to deliver services related to their individual practices.
- o New Jersey's general hospitals are predominantly not-for-profit entities — any excess revenue over expenses is returned to the community in the form of new medical technology, expanded hospital services, maintenance and expansion of physical infrastructure and the enhanced ability to hire & maintain skilled workforce.

Annual Taxes

- o Bergen County Hospitals pay in excess of \$19,765,800 annually in taxes including:
 - 0.53 Percent Assessment: \$16,177,300
 - Adjusted Admissions Assessment: \$2,481,800
 - Newborn Screening Fees: \$1,106,600
 - Other assessments such as New Jersey Poison Information & Education System (NJPIES) and Maternal and Child Health Consortium Assessment
 - In addition, hospitals routinely support their local municipalities through special payments in lieu of taxes.

SFY 2015 Charity Care Subsidy Shortfall



Burlington County Hospitals

Annual Contributions to the Local and State Economy

- o Total Expenditures: \$721,660,000
- o 3,776 full-time equivalent jobs, including:
 - Nursing: 1,273
 - Therapy: 135
 - Radiology: 205
 - Pharmacy: 88
 - Pathology and Laboratory: 197
 - Dietary/Housekeeping/Maintenance: 377
- o Purchased Services of \$82,161,000, including:
 - Contracted Labor: \$47,492,000
 - Pharmaceutical Drugs: \$21,342,000
 - Dietary/Laundry/Housekeeping Supplies: \$4,601,000
 - Building Supplies: \$747,000
 - Utilities: \$7,979,000 including:
 - \$5,901,000 in Electric
 - \$1,257,000 in Oil & Gas
 - \$821,000 in Water/Sewage/Disposal
- o Total Employee Payroll: \$254,421,000
- o Estimated State Income Taxes Paid by Employees: \$14,056,800

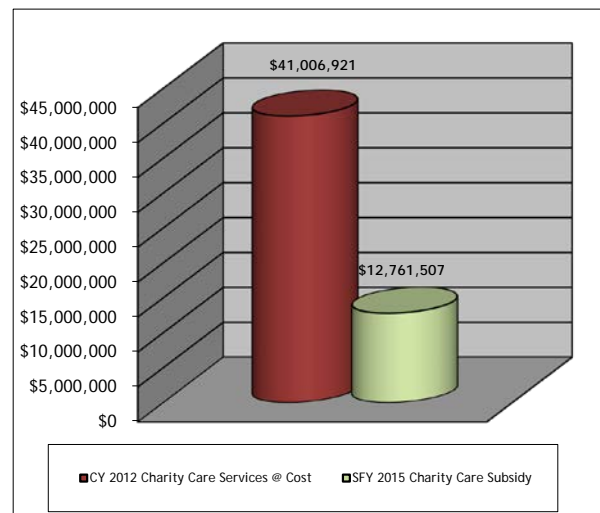
Annual Contributions as a Healthcare Safety Net

- o Hospitals also give back to the community by serving as the primary source of medical services for the state's 1.1 million uninsured, thus serving as the healthcare safety net for the most needy at a cost of close to \$1.3 billion annually.
- o In 2013, uninsured patients presented at Burlington County Hospitals on 52,832 occasions.
- o Hospitals provide a forum for non-salaried physicians to deliver services related to their individual practices.
- o New Jersey's general hospitals are predominantly not-for-profit entities — any excess revenue over expenses is returned to the community in the form of new medical technology, expanded hospital services, maintenance and expansion of physical infrastructure and the enhanced ability to hire & maintain skilled workforce.

Annual Taxes

- o Burlington County Hospitals pay in excess of \$4,964,800 annually in taxes including:
 - 0.53 Percent Assessment: \$4,159,400
 - Adjusted Admissions Assessment: \$604,200
 - Newborn Screening Fees: \$201,200
 - Other assessments such as New Jersey Poison Information & Education System (NJPIES) and Maternal and Child Health Consortium Assessment
 - In addition, hospitals routinely support their local municipalities through special payments in lieu of taxes.

SFY 2015 Charity Care Subsidy Shortfall



Camden County Hospitals

Annual Contributions to the Local and State Economy

- o Total Expenditures: \$1,721,874,000
- o 9,210 full-time equivalent jobs, including:
 - Nursing: 2,489
 - Therapy: 368
 - Radiology: 448
 - Pharmacy: 181
 - Pathology and Laboratory: 397
 - Dietary/Housekeeping/Maintenance: 892
- o Purchased Services of \$173,248,000, including:
 - Contracted Labor: \$96,734,000
 - Pharmaceutical Drugs: \$45,356,000
 - Dietary/Laundry/Housekeeping Supplies: \$8,892,000
 - Building Supplies: \$555,000
 - Utilities: \$21,711,000 including:
 - \$15,202,000 in Electric
 - \$3,130,000 in Oil & Gas
 - \$3,379,000 in Water/Sewage/Disposal
- o Total Employee Payroll: \$655,698,000
- o Estimated State Income Taxes Paid by Employees: \$36,227,300

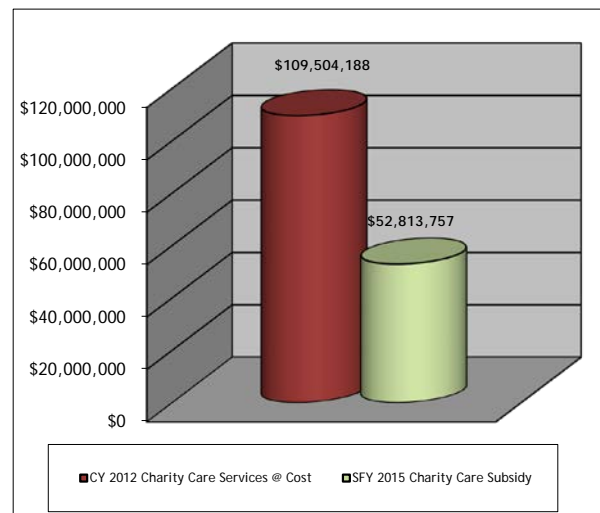
Annual Contributions as a Healthcare Safety Net

- o Hospitals also give back to the community by serving as the primary source of medical services for the state's 1.1 million uninsured, thus serving as the healthcare safety net for the most needy at a cost of close to \$1.3 billion annually.
- o In 2013, uninsured patients presented at Camden County Hospitals on 105,603 occasions.
- o Hospitals provide a forum for non-salaried physicians to deliver services related to their individual practices.
- o New Jersey's general hospitals are predominantly not-for-profit entities — any excess revenue over expenses is returned to the community in the form of new medical technology, expanded hospital services, maintenance and expansion of physical infrastructure and the enhanced ability to hire & maintain skilled workforce.

Annual Taxes

- o Camden County Hospitals pay in excess of \$11,573,600 annually in taxes including:
 - 0.53 Percent Assessment: \$9,590,100
 - Adjusted Admissions Assessment: \$1,330,000
 - Newborn Screening Fees: \$653,500
 - Other assessments such as New Jersey Poison Information & Education System (NJPIES) and Maternal and Child Health Consortium Assessment
 - In addition, hospitals routinely support their local municipalities through special payments in lieu of taxes.

SFY 2015 Charity Care Subsidy Shortfall



Cape May County Hospitals

Annual Contributions to the Local and State Economy

- o Total Expenditures: \$110,086,000
- o 781 full-time equivalent jobs, including:
 - Nursing: 172
 - Therapy: 39
 - Radiology: 65
 - Pharmacy: 20
 - Pathology and Laboratory: 57
 - Dietary/Housekeeping/Maintenance: 62
- o Purchased Services of \$17,449,000, including:
 - Contracted Labor: \$10,447,000
 - Pharmaceutical Drugs: \$4,274,000
 - Dietary/Laundry/Housekeeping Supplies: \$646,000
 - Building Supplies: \$19,000
 - Utilities: \$2,063,000 including:
 - \$1,363,000 in Electric
 - \$357,000 in Oil & Gas
 - \$343,000 in Water/Sewage/Disposal
- o Total Employee Payroll: \$46,769,000
- o Estimated State Income Taxes Paid by Employees: \$2,584,000

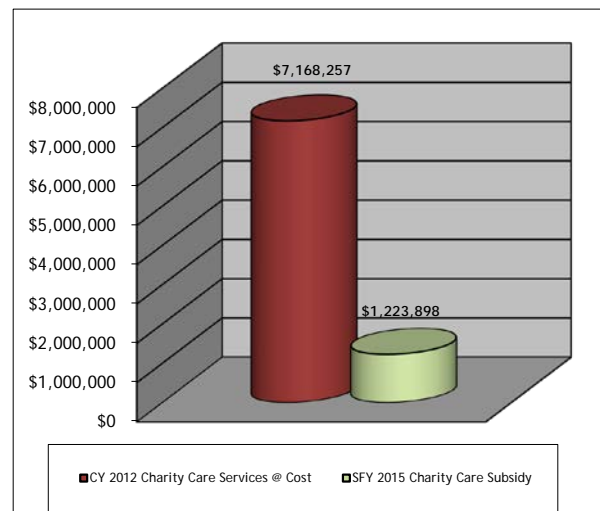
Annual Contributions as a Healthcare Safety Net

- o Hospitals also give back to the community by serving as the primary source of medical services for the state's 1.1 million uninsured, thus serving as the healthcare safety net for the most needy at a cost of close to \$1.3 billion annually.
- o In 2013, uninsured patients presented at Cape May County Hospitals on 18,824 occasions.
- o Hospitals provide a forum for non-salaried physicians to deliver services related to their individual practices.
- o New Jersey's general hospitals are predominantly not-for-profit entities — any excess revenue over expenses is returned to the community in the form of new medical technology, expanded hospital services, maintenance and expansion of physical infrastructure and the enhanced ability to hire & maintain skilled workforce.

Annual Taxes

- o Cape May County Hospitals pay in excess of \$790,500 annually in taxes including:
 - 0.53 Percent Assessment: \$575,200
 - Adjusted Admissions Assessment: \$174,900
 - Newborn Screening Fees: \$40,400
 - Other assessments such as New Jersey Poison Information & Education System (NJPIES) and Maternal and Child Health Consortium Assessment
 - In addition, hospitals routinely support their local municipalities through special payments in lieu of taxes.

SFY 2015 Charity Care Subsidy Shortfall



Cumberland County Hospitals

Annual Contributions to the Local and State Economy

- o Total Expenditures: \$330,425,000
- o 2,169 full-time equivalent jobs, including:
 - Nursing: 591
 - Therapy: 47
 - Radiology: 212
 - Pharmacy: 32
 - Pathology and Laboratory: 101
 - Dietary/Housekeeping/Maintenance: 207
- o Purchased Services of \$33,311,000, including:
 - Contracted Labor: \$20,505,000
 - Pharmaceutical Drugs: \$6,206,000
 - Dietary/Laundry/Housekeeping Supplies: \$2,037,000
 - Building Supplies: \$17,000
 - Utilities: \$4,546,000 including:
 - \$3,167,000 in Electric
 - \$913,000 in Oil & Gas
 - \$466,000 in Water/Sewage/Disposal
- o Total Employee Payroll: \$140,085,000
- o Estimated State Income Taxes Paid by Employees: \$7,739,700

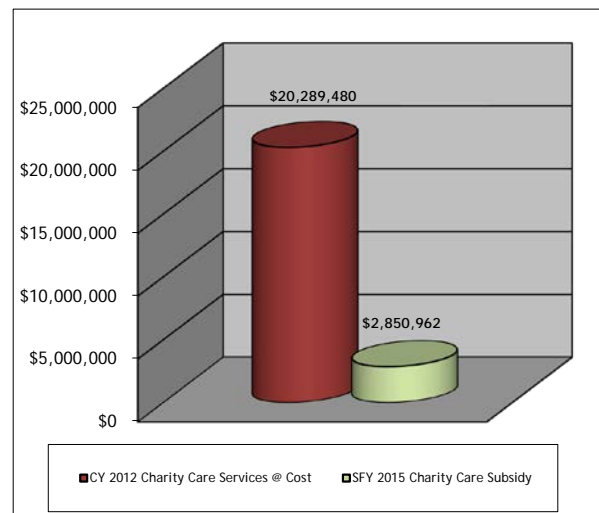
Annual Contributions as a Healthcare Safety Net

- o Hospitals also give back to the community by serving as the primary source of medical services for the state's 1.1 million uninsured, thus serving as the healthcare safety net for the most needy at a cost of close to \$1.3 billion annually.
- o In 2013, uninsured patients presented at Cumberland County Hospitals on 49,257 occasions.
- o Hospitals provide a forum for non-salaried physicians to deliver services related to their individual practices.
- o New Jersey's general hospitals are predominantly not-for-profit entities — any excess revenue over expenses is returned to the community in the form of new medical technology, expanded hospital services, maintenance and expansion of physical infrastructure and the enhanced ability to hire & maintain skilled workforce.

Annual Taxes

- o Cumberland County Hospitals pay in excess of \$2,356,900 annually in taxes including:
 - 0.53 Percent Assessment: \$1,795,300
 - Adjusted Admissions Assessment: \$382,300
 - Newborn Screening Fees: \$179,300
 - Other assessments such as New Jersey Poison Information & Education System (NJPIES) and Maternal and Child Health Consortium Assessment
 - In addition, hospitals routinely support their local municipalities through special payments in lieu of taxes.

SFY 2015 Charity Care Subsidy Shortfall



Essex County Hospitals

Annual Contributions to the Local and State Economy

- o Total Expenditures: \$2,725,117,000
- o Purchased Services of \$357,568,000, including:
 - Contracted Labor: \$185,042,000
 - Pharmaceutical Drugs: \$126,508,000
 - Dietary/Laundry/Housekeeping Supplies: \$15,395,000
 - Building Supplies: \$3,491,000
 - Utilities: \$27,132,000 including:
 - \$16,192,000 in Electric
 - \$5,424,000 in Oil & Gas
 - \$5,516,000 in Water/Sewage/Disposal
- o 14,376 full-time equivalent jobs, including:
 - Nursing: 3,840
 - Therapy: 629
 - Radiology: 760
 - Pharmacy: 291
 - Pathology and Laboratory: 620
 - Dietary/Housekeeping/Maintenance: 1,185
- o Total Employee Payroll: \$1,069,548,000
- o Estimated State Income Taxes Paid by Employees: \$59,092,500

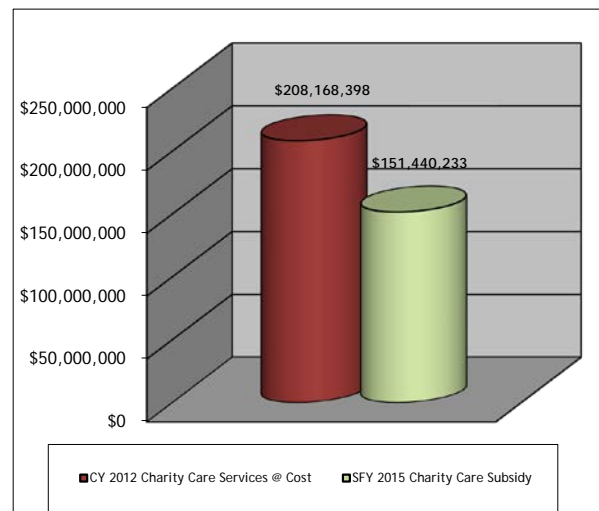
Annual Contributions as a Healthcare Safety Net

- o Hospitals also give back to the community by serving as the primary source of medical services for the state's 1.1 million uninsured, thus serving as the healthcare safety net for the most needy at a cost of close to \$1.3 billion annually.
- o In 2013, uninsured patients presented at Essex County Hospitals on 486,173 occasions.
- o Hospitals provide a forum for non-salaried physicians to deliver services related to their individual practices.
- o New Jersey's general hospitals are predominantly not-for-profit entities — any excess revenue over expenses is returned to the community in the form of new medical technology, expanded hospital services, maintenance and expansion of physical infrastructure and the enhanced ability to hire & maintain skilled workforce.

Annual Taxes

- o Essex County Hospitals pay in excess of \$18,239,100 annually in taxes including:
 - 0.53 Percent Assessment: \$14,858,900
 - Adjusted Admissions Assessment: \$1,847,700
 - Newborn Screening Fees: \$1,532,500
 - Other assessments such as New Jersey Poison Information & Education System (NJPIES) and Maternal and Child Health Consortium Assessment
 - In addition, hospitals routinely support their local municipalities through special payments in lieu of taxes.

SFY 2015 Charity Care Subsidy Shortfall



Gloucester County Hospitals

Annual Contributions to the Local and State Economy

- o Total Expenditures: \$415,539,000
- o 2,637 full-time equivalent jobs, including:
 - Nursing: 767
 - Therapy: 87
 - Radiology: 156
 - Pharmacy: 59
 - Pathology and Laboratory: 126
 - Dietary/Housekeeping/Maintenance: 225
- o Purchased Services of \$58,415,000, including:
 - Contracted Labor: \$31,097,000
 - Pharmaceutical Drugs: \$18,103,000
 - Dietary/Laundry/Housekeeping Supplies: \$2,384,000
 - Building Supplies: \$21,000
 - Utilities: \$6,810,000 including:
 - \$3,985,000 in Electric
 - \$1,758,000 in Oil & Gas
 - \$1,067,000 in Water/Sewage/Disposal
- o Total Employee Payroll: \$165,780,000
- o Estimated State Income Taxes Paid by Employees: \$9,159,300

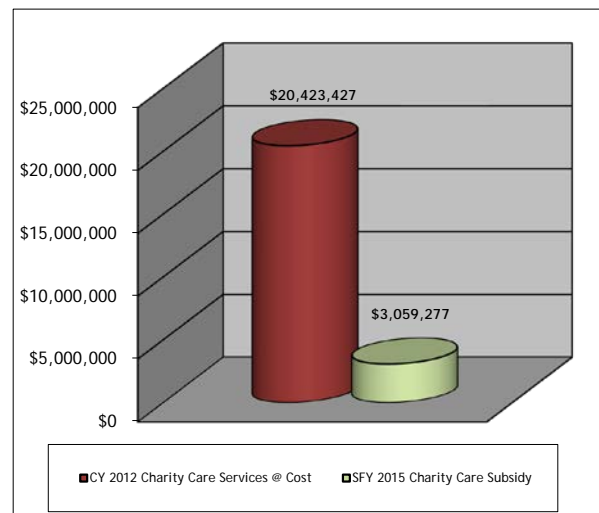
Annual Contributions as a Healthcare Safety Net

- o Hospitals also give back to the community by serving as the primary source of medical services for the state's 1.1 million uninsured, thus serving as the healthcare safety net for the most needy at a cost of close to \$1.3 billion annually.
- o In 2013, uninsured patients presented at Gloucester County Hospitals on 33,770 occasions.
- o Hospitals provide a forum for non-salaried physicians to deliver services related to their individual practices.
- o New Jersey's general hospitals are predominantly not-for-profit entities — any excess revenue over expenses is returned to the community in the form of new medical technology, expanded hospital services, maintenance and expansion of physical infrastructure and the enhanced ability to hire & maintain skilled workforce.

Annual Taxes

- o Gloucester County Hospitals pay in excess of \$2,959,200 annually in taxes including:
 - 0.53 Percent Assessment: \$2,391,000
 - Adjusted Admissions Assessment: \$413,200
 - Newborn Screening Fees: \$155,000
 - Other assessments such as New Jersey Poison Information & Education System (NJPIES) and Maternal and Child Health Consortium Assessment
 - In addition, hospitals routinely support their local municipalities through special payments in lieu of taxes.

SFY 2015 Charity Care Subsidy Shortfall



Hudson County Hospitals

Annual Contributions to the Local and State Economy

- o Total Expenditures: \$1,116,053,000
- o 6,077 full-time equivalent jobs, including:
 - Nursing: 1,526
 - Therapy: 164
 - Radiology: 271
 - Pharmacy: 100
 - Pathology and Laboratory: 217
 - Dietary/Housekeeping/Maintenance: 661
- o Purchased Services of \$255,674,000, including:
 - Contracted Labor: \$203,244,000
 - Pharmaceutical Drugs: \$31,941,000
 - Dietary/Laundry/Housekeeping Supplies: \$7,272,000
 - Building Supplies: \$1,577,000
 - Utilities: \$11,640,000 including:
 - \$7,707,000 in Electric
 - \$1,982,000 in Oil & Gas
 - \$1,951,000 in Water/Sewage/Disposal
- o Total Employee Payroll: \$424,660,000
- o Estimated State Income Taxes Paid by Employees: \$23,462,500

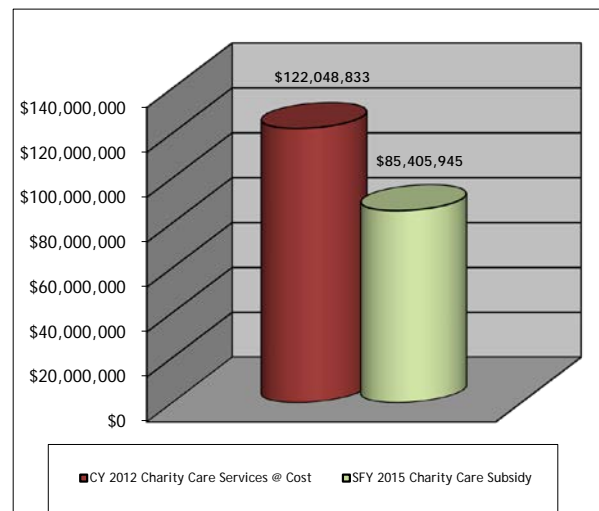
Annual Contributions as a Healthcare Safety Net

- o Hospitals also give back to the community by serving as the primary source of medical services for the state's 1.1 million uninsured, thus serving as the healthcare safety net for the most needy at a cost of close to \$1.3 billion annually.
- o In 2013, uninsured patients presented at Hudson County Hospitals on 186,641 occasions.
- o Hospitals provide a forum for non-salaried physicians to deliver services related to their individual practices.
- o New Jersey's general hospitals are predominantly not-for-profit entities — any excess revenue over expenses is returned to the community in the form of new medical technology, expanded hospital services, maintenance and expansion of physical infrastructure and the enhanced ability to hire & maintain skilled workforce.

Annual Taxes

- o Hudson County Hospitals pay in excess of \$7,725,600 annually in taxes including:
 - 0.53 Percent Assessment: \$6,278,300
 - Adjusted Admissions Assessment: \$905,900
 - Newborn Screening Fees: \$541,400
 - Other assessments such as New Jersey Poison Information & Education System (NJPIES) and Maternal and Child Health Consortium Assessment
 - In addition, hospitals routinely support their local municipalities through special payments in lieu of taxes.

SFY 2015 Charity Care Subsidy Shortfall



Hunterdon County Hospitals

Annual Contributions to the Local and State Economy

- o Total Expenditures: \$278,111,000
- o 1,697 full-time equivalent jobs, including:
 - Nursing: 266
 - Therapy: 72
 - Radiology: 138
 - Pharmacy: 26
 - Pathology and Laboratory: 72
 - Dietary/Housekeeping/Maintenance: 127
- o Purchased Services of \$14,298,000, including:
 - Contracted Labor: \$4,668,000
 - Pharmaceutical Drugs: \$5,352,000
 - Dietary/Laundry/Housekeeping Supplies: \$956,000
 - Building Supplies: \$400,000
 - Utilities: \$2,922,000 including:
 - \$1,957,000 in Electric
 - \$587,000 in Oil & Gas
 - \$378,000 in Water/Sewage/Disposal
- o Total Employee Payroll: \$122,492,000
- o Estimated State Income Taxes Paid by Employees: \$6,767,700

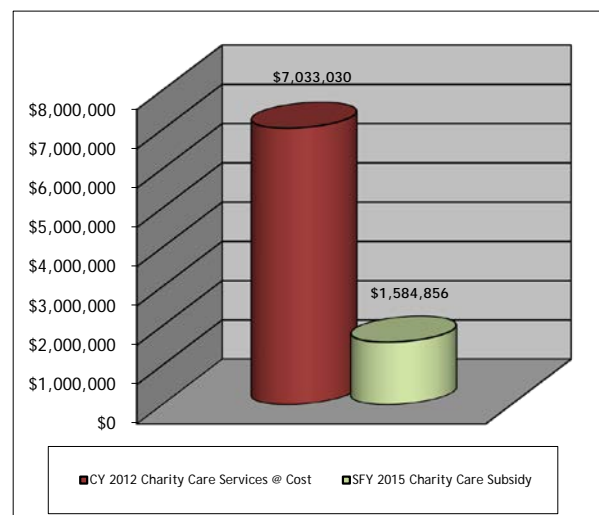
Annual Contributions as a Healthcare Safety Net

- o Hospitals also give back to the community by serving as the primary source of medical services for the state's 1.1 million uninsured, thus serving as the healthcare safety net for the most needy at a cost of close to \$1.3 billion annually.
- o In 2013, uninsured patients presented at Hunterdon County Hospitals on 32,949 occasions.
- o Hospitals provide a forum for non-salaried physicians to deliver services related to their individual practices.
- o New Jersey's general hospitals are predominantly not-for-profit entities — any excess revenue over expenses is returned to the community in the form of new medical technology, expanded hospital services, maintenance and expansion of physical infrastructure and the enhanced ability to hire & maintain skilled workforce.

Annual Taxes

- o Hunterdon County Hospitals pay in excess of \$1,795,300 annually in taxes including:
 - 0.53 Percent Assessment: \$1,474,800
 - Adjusted Admissions Assessment: \$238,500
 - Newborn Screening Fees: \$82,000
 - Other assessments such as New Jersey Poison Information & Education System (NJPIES) and Maternal and Child Health Consortium Assessment
 - In addition, hospitals routinely support their local municipalities through special payments in lieu of taxes.

SFY 2015 Charity Care Subsidy Shortfall



Mercer County Hospitals

Annual Contributions to the Local and State Economy

- o Total Expenditures: \$966,218,000
- o Purchased Services of \$126,382,000, including:
 - Contracted Labor: \$63,975,000
 - Pharmaceutical Drugs: \$39,914,000
 - Dietary/Laundry/Housekeeping Supplies: \$6,314,000
 - Building Supplies: \$238,000
 - Utilities: \$15,941,000 including:
 - \$11,458,000 in Electric
 - \$2,720,000 in Oil & Gas
 - \$1,832,000 in Water/Sewage/Disposal
- o 5,273 full-time equivalent jobs, including:
 - Nursing: 1,482
 - Therapy: 191
 - Radiology: 328
 - Pharmacy: 112
 - Pathology and Laboratory: 191
 - Dietary/Housekeeping/Maintenance: 435
- o Total Employee Payroll: \$375,553,000
- o Estimated State Income Taxes Paid by Employees: \$20,749,300

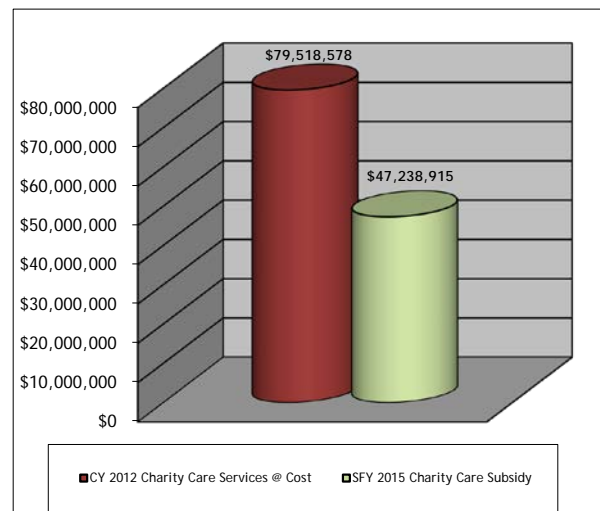
Annual Contributions as a Healthcare Safety Net

- o Hospitals also give back to the community by serving as the primary source of medical services for the state's 1.1 million uninsured, thus serving as the healthcare safety net for the most needy at a cost of close to \$1.3 billion annually.
- o In 2013, uninsured patients presented at Mercer County Hospitals on 192,866 occasions.
- o Hospitals provide a forum for non-salaried physicians to deliver services related to their individual practices.
- o New Jersey's general hospitals are predominantly not-for-profit entities — any excess revenue over expenses is returned to the community in the form of new medical technology, expanded hospital services, maintenance and expansion of physical infrastructure and the enhanced ability to hire & maintain skilled workforce.

Annual Taxes

- o Mercer County Hospitals pay in excess of \$6,134,200 annually in taxes including:
 - 0.53 Percent Assessment: \$4,761,700
 - Adjusted Admissions Assessment: \$843,700
 - Newborn Screening Fees: \$528,800
 - Other assessments such as New Jersey Poison Information & Education System (NJPIES) and Maternal and Child Health Consortium Assessment
 - In addition, hospitals routinely support their local municipalities through special payments in lieu of taxes.

SFY 2015 Charity Care Subsidy Shortfall



Middlesex County Hospitals

Annual Contributions to the Local and State Economy

- o Total Expenditures: \$2,302,623,000
- o Purchased Services of \$305,331,000, including:
 - Contracted Labor: \$126,835,000
 - Pharmaceutical Drugs: \$128,339,000
 - Dietary/Laundry/Housekeeping Supplies: \$17,947,000
 - Building Supplies: \$910,000
 - Utilities: \$31,300,000 including:
 - \$22,142,000 in Electric
 - \$4,546,000 in Oil & Gas
 - \$4,718,000 in Water/Sewage/Disposal
- o 13,013 full-time equivalent jobs, including:
 - Nursing: 3,081
 - Therapy: 415
 - Radiology: 624
 - Pharmacy: 282
 - Pathology and Laboratory: 554
 - Dietary/Housekeeping/Maintenance: 1,235
- o Total Employee Payroll: \$906,974,000
- o Estimated State Income Taxes Paid by Employees: \$50,110,300

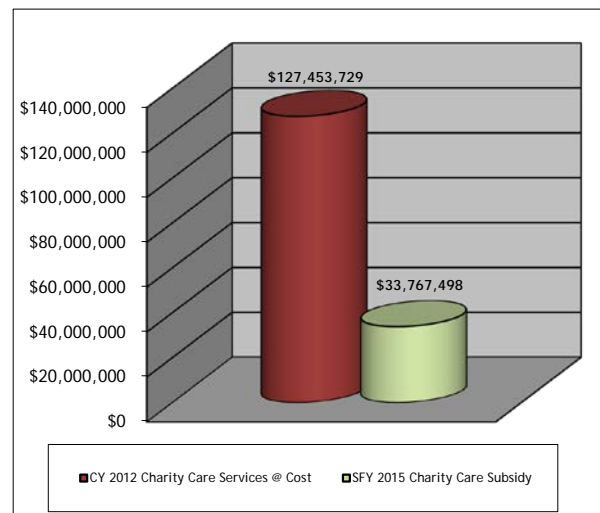
Annual Contributions as a Healthcare Safety Net

- o Hospitals also give back to the community by serving as the primary source of medical services for the state's 1.1 million uninsured, thus serving as the healthcare safety net for the most needy at a cost of close to \$1.3 billion annually.
- o In 2013, uninsured patients presented at Middlesex County Hospitals on 205,443 occasions.
- o Hospitals provide a forum for non-salaried physicians to deliver services related to their individual practices.
- o New Jersey's general hospitals are predominantly not-for-profit entities — any excess revenue over expenses is returned to the community in the form of new medical technology, expanded hospital services, maintenance and expansion of physical infrastructure and the enhanced ability to hire & maintain skilled workforce.

Annual Taxes

- o Middlesex County Hospitals pay in excess of \$15,409,000 annually in taxes including:
 - 0.53 Percent Assessment: \$12,461,800
 - Adjusted Admissions Assessment: \$1,874,700
 - Newborn Screening Fees: \$1,072,500
 - Other assessments such as New Jersey Poison Information & Education System (NJPIES) and Maternal and Child Health Consortium Assessment
 - In addition, hospitals routinely support their local municipalities through special payments in lieu of taxes.

SFY 2015 Charity Care Subsidy Shortfall



Monmouth County Hospitals

Annual Contributions to the Local and State Economy

- o Total Expenditures: \$1,516,133,000
- o 8,834 full-time equivalent jobs, including:
 - Nursing: 2,582
 - Therapy: 297
 - Radiology: 534
 - Pharmacy: 211
 - Pathology and Laboratory: 346
 - Dietary/Housekeeping/Maintenance: 846
- o Purchased Services of \$167,440,000, including:
 - Contracted Labor: \$72,022,000
 - Pharmaceutical Drugs: \$64,042,000
 - Dietary/Laundry/Housekeeping Supplies: \$10,598,000
 - Building Supplies: \$2,513,000
 - Utilities: \$18,265,000 including:
 - \$11,611,000 in Electric
 - \$4,108,000 in Oil & Gas
 - \$2,546,000 in Water/Sewage/Disposal
- o Total Employee Payroll: \$592,780,000
- o Estimated State Income Taxes Paid by Employees: \$32,751,100

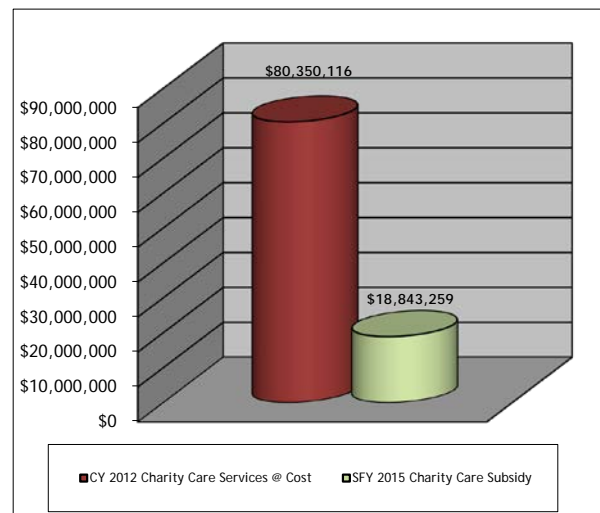
Annual Contributions as a Healthcare Safety Net

- o Hospitals also give back to the community by serving as the primary source of medical services for the state's 1.1 million uninsured, thus serving as the healthcare safety net for the most needy at a cost of close to \$1.3 billion annually.
- o In 2013, uninsured patients presented at Monmouth County Hospitals on 126,814 occasions.
- o Hospitals provide a forum for non-salaried physicians to deliver services related to their individual practices.
- o New Jersey's general hospitals are predominantly not-for-profit entities — any excess revenue over expenses is returned to the community in the form of new medical technology, expanded hospital services, maintenance and expansion of physical infrastructure and the enhanced ability to hire & maintain skilled workforce.

Annual Taxes

- o Monmouth County Hospitals pay in excess of \$11,082,100 annually in taxes including:
 - 0.53 Percent Assessment: \$8,644,500
 - Adjusted Admissions Assessment: \$1,352,600
 - Newborn Screening Fees: \$1,085,000
 - Other assessments such as New Jersey Poison Information & Education System (NJPIES) and Maternal and Child Health Consortium Assessment
 - In addition, hospitals routinely support their local municipalities through special payments in lieu of taxes.

SFY 2015 Charity Care Subsidy Shortfall



Morris County Hospitals

Annual Contributions to the Local and State Economy

- o Total Expenditures: \$1,441,574,000
- o Purchased Services of \$175,089,000, including:
 - Contracted Labor: \$83,984,000
 - Pharmaceutical Drugs: \$64,015,000
 - Dietary/Laundry/Housekeeping Supplies: \$8,268,000
 - Building Supplies: \$1,260,000
 - Utilities: \$17,562,000 including:
 - \$10,749,000 in Electric
 - \$4,226,000 in Oil & Gas
 - \$2,587,000 in Water/Sewage/Disposal
- o 8,219 full-time equivalent jobs, including:
 - Nursing: 1,979
 - Therapy: 367
 - Radiology: 501
 - Pharmacy: 173
 - Pathology and Laboratory: 287
 - Dietary/Housekeeping/Maintenance: 763
- o Total Employee Payroll: \$587,848,000
- o Estimated State Income Taxes Paid by Employees: \$32,478,600

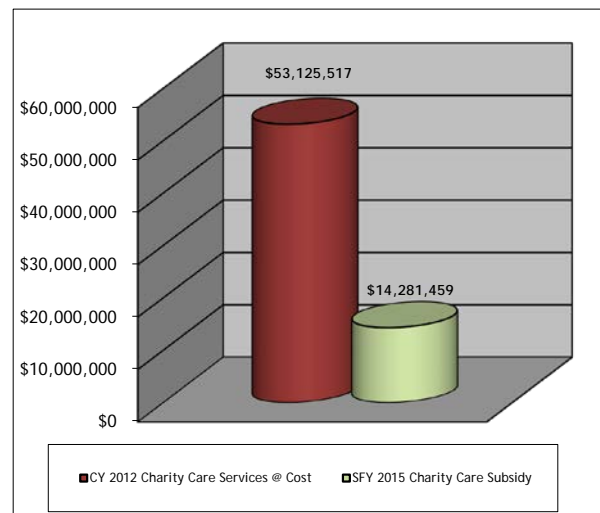
Annual Contributions as a Healthcare Safety Net

- o Hospitals also give back to the community by serving as the primary source of medical services for the state's 1.1 million uninsured, thus serving as the healthcare safety net for the most needy at a cost of close to \$1.3 billion annually.
- o In 2013, uninsured patients presented at Morris County Hospitals on 97,913 occasions.
- o Hospitals provide a forum for non-salaried physicians to deliver services related to their individual practices.
- o New Jersey's general hospitals are predominantly not-for-profit entities — any excess revenue over expenses is returned to the community in the form of new medical technology, expanded hospital services, maintenance and expansion of physical infrastructure and the enhanced ability to hire & maintain skilled workforce.

Annual Taxes

- o Morris County Hospitals pay in excess of \$9,134,900 annually in taxes including:
 - 0.53 Percent Assessment: \$7,524,700
 - Adjusted Admissions Assessment: \$1,067,900
 - Newborn Screening Fees: \$542,300
 - Other assessments such as New Jersey Poison Information & Education System (NJPIES) and Maternal and Child Health Consortium Assessment
 - In addition, hospitals routinely support their local municipalities through special payments in lieu of taxes.

SFY 2015 Charity Care Subsidy Shortfall



Ocean County Hospitals

Annual Contributions to the Local and State Economy

- o Total Expenditures: \$829,956,000
- o Purchased Services of \$116,532,000, including:
 - Contracted Labor: \$47,558,000
 - Pharmaceutical Drugs: \$48,780,000
 - Dietary/Laundry/Housekeeping Supplies: \$7,305,000
 - Building Supplies: \$1,165,000
 - Utilities: \$11,724,000 including:
 - \$7,877,000 in Electric
 - \$2,282,000 in Oil & Gas
 - \$1,565,000 in Water/Sewage/Disposal
- o 4,967 full-time equivalent jobs, including:
 - Nursing: 1,483
 - Therapy: 277
 - Radiology: 412
 - Pharmacy: 138
 - Pathology and Laboratory: 240
 - Dietary/Housekeeping/Maintenance: 525
- o Total Employee Payroll: \$323,376,000
- o Estimated State Income Taxes Paid by Employees: \$17,866,500

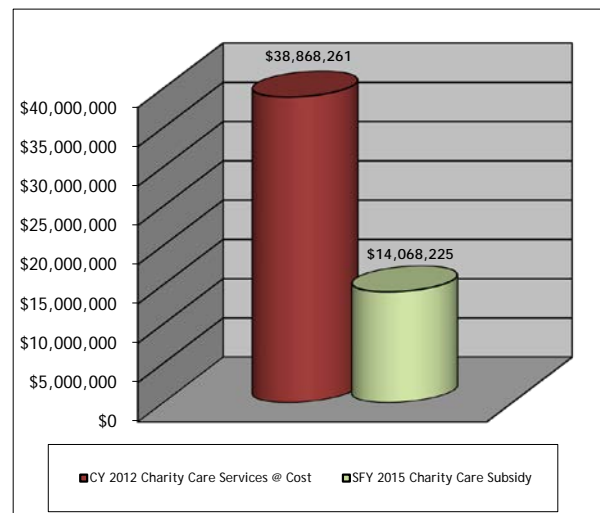
Annual Contributions as a Healthcare Safety Net

- o Hospitals also give back to the community by serving as the primary source of medical services for the state's 1.1 million uninsured, thus serving as the healthcare safety net for the most needy at a cost of close to \$1.3 billion annually.
- o In 2013, uninsured patients presented at Ocean County Hospitals on 70,745 occasions.
- o Hospitals provide a forum for non-salaried physicians to deliver services related to their individual practices.
- o New Jersey's general hospitals are predominantly not-for-profit entities — any excess revenue over expenses is returned to the community in the form of new medical technology, expanded hospital services, maintenance and expansion of physical infrastructure and the enhanced ability to hire & maintain skilled workforce.

Annual Taxes

- o Ocean County Hospitals pay in excess of \$5,797,900 annually in taxes including:
 - 0.53 Percent Assessment: \$4,519,700
 - Adjusted Admissions Assessment: \$860,200
 - Newborn Screening Fees: \$418,100
 - Other assessments such as New Jersey Poison Information & Education System (NJPIES) and Maternal and Child Health Consortium Assessment
 - In addition, hospitals routinely support their local municipalities through special payments in lieu of taxes.

SFY 2015 Charity Care Subsidy Shortfall



Passaic County Hospitals

Annual Contributions to the Local and State Economy

- o Total Expenditures: \$905,770,000
- o Purchased Services of \$129,472,000, including:
 - Contracted Labor: \$86,254,000
 - Pharmaceutical Drugs: \$27,355,000
 - Dietary/Laundry/Housekeeping Supplies: \$3,359,000
 - Building Supplies: \$894,000
 - Utilities: \$11,610,000 including:
 - \$7,259,000 in Electric
 - \$2,608,000 in Oil & Gas
 - \$1,743,000 in Water/Sewage/Disposal
- o 5,156 full-time equivalent jobs, including:
 - Nursing: 1,366
 - Therapy: 173
 - Radiology: 293
 - Pharmacy: 127
 - Pathology and Laboratory: 159
 - Dietary/Housekeeping/Maintenance: 431
- o Total Employee Payroll: \$369,562,000
- o Estimated State Income Taxes Paid by Employees: \$20,418,300

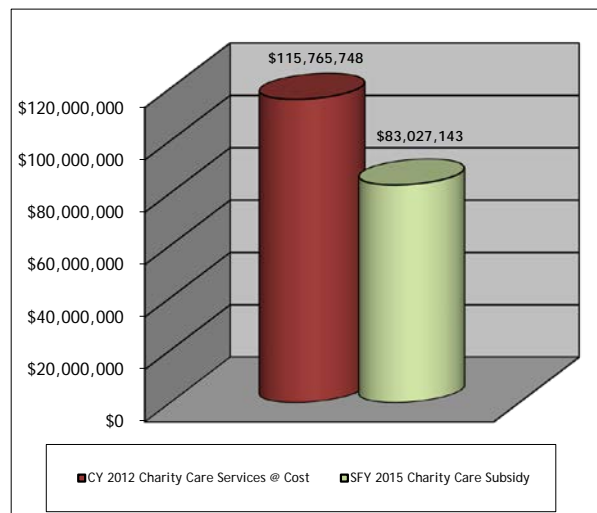
Annual Contributions as a Healthcare Safety Net

- o Hospitals also give back to the community by serving as the primary source of medical services for the state's 1.1 million uninsured, thus serving as the healthcare safety net for the most needy at a cost of close to \$1.3 billion annually.
- o In 2013, uninsured patients presented at Passaic County Hospitals on 223,724 occasions.
- o Hospitals provide a forum for non-salaried physicians to deliver services related to their individual practices.
- o New Jersey's general hospitals are predominantly not-for-profit entities — any excess revenue over expenses is returned to the community in the form of new medical technology, expanded hospital services, maintenance and expansion of physical infrastructure and the enhanced ability to hire & maintain skilled workforce.

Annual Taxes

- o Passaic County Hospitals pay in excess of \$5,865,200 annually in taxes including:
 - 0.53 Percent Assessment: \$4,873,600
 - Adjusted Admissions Assessment: \$636,800
 - Newborn Screening Fees: \$354,700
 - Other assessments such as New Jersey Poison Information & Education System (NJPIES) and Maternal and Child Health Consortium Assessment
 - In addition, hospitals routinely support their local municipalities through special payments in lieu of taxes.

SFY 2015 Charity Care Subsidy Shortfall



Salem County Hospitals

Annual Contributions to the Local and State Economy

- o Total Expenditures: \$143,241,000
- o Purchased Services of \$18,504,000, including:
 - Contracted Labor: \$13,139,000
 - Pharmaceutical Drugs: \$2,451,000
 - Dietary/Laundry/Housekeeping Supplies: \$497,000
 - Building Supplies: \$49,000
 - Utilities: \$2,368,000 including:
 - \$1,598,000 in Electric
 - \$377,000 in Oil & Gas
 - \$393,000 in Water/Sewage/Disposal
- o 716 full-time equivalent jobs, including:
 - Nursing: 187
 - Therapy: 24
 - Radiology: 57
 - Pharmacy: 17
 - Pathology and Laboratory: 39
 - Dietary/Housekeeping/Maintenance: 76
- o Total Employee Payroll: \$46,861,000
- o Estimated State Income Taxes Paid by Employees: \$2,589,100

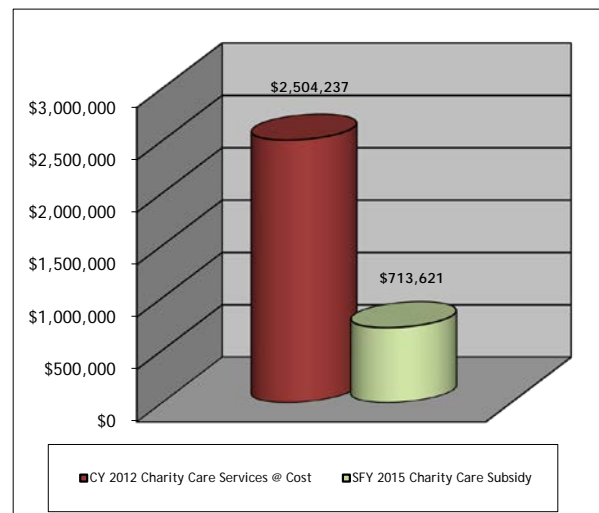
Annual Contributions as a Healthcare Safety Net

- o Hospitals also give back to the community by serving as the primary source of medical services for the state's 1.1 million uninsured, thus serving as the healthcare safety net for the most needy at a cost of close to \$1.3 billion annually.
- o In 2013, uninsured patients presented at Salem County Hospitals on 10,197 occasions.
- o Hospitals provide a forum for non-salaried physicians to deliver services related to their individual practices.
- o New Jersey's general hospitals are predominantly not-for-profit entities — any excess revenue over expenses is returned to the community in the form of new medical technology, expanded hospital services, maintenance and expansion of physical infrastructure and the enhanced ability to hire & maintain skilled workforce.

Annual Taxes

- o Salem County Hospitals pay in excess of \$927,600 annually in taxes including:
 - 0.53 Percent Assessment: \$712,900
 - Adjusted Admissions Assessment: \$166,200
 - Newborn Screening Fees: \$48,500
 - Other assessments such as New Jersey Poison Information & Education System (NJPIES) and Maternal and Child Health Consortium Assessment
 - In addition, hospitals routinely support their local municipalities through special payments in lieu of taxes.

SFY 2015 Charity Care Subsidy Shortfall



Somerset County Hospitals

Annual Contributions to the Local and State Economy

- o Total Expenditures: \$259,336,000
- o 1,687 full-time equivalent jobs, including:
 - Nursing: 433
 - Therapy: 102
 - Radiology: 123
 - Pharmacy: 35
 - Pathology and Laboratory: 97
 - Dietary/Housekeeping/Maintenance: 151
- o Purchased Services of \$35,712,000, including:
 - Contracted Labor: \$20,969,000
 - Pharmaceutical Drugs: \$7,528,000
 - Dietary/Laundry/Housekeeping Supplies: \$2,534,000
 - Building Supplies: \$88,000
 - Utilities: \$4,593,000 including:
 - \$2,995,000 in Electric
 - \$903,000 in Oil & Gas
 - \$695,000 in Water/Sewage/Disposal
- o Total Employee Payroll: \$111,810,000
- o Estimated State Income Taxes Paid by Employees: \$6,177,500

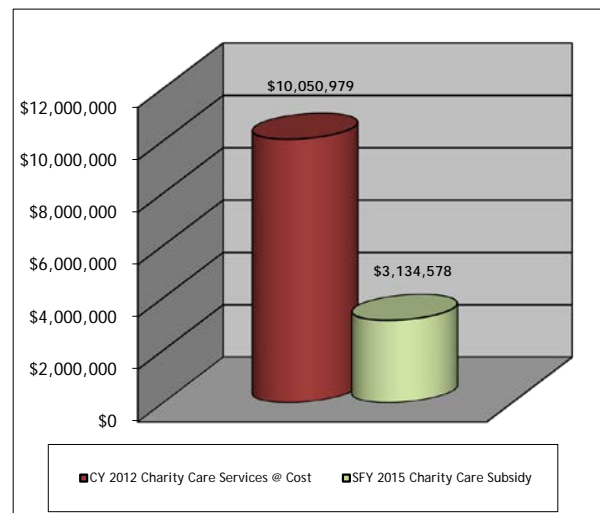
Annual Contributions as a Healthcare Safety Net

- o Hospitals also give back to the community by serving as the primary source of medical services for the state's 1.1 million uninsured, thus serving as the healthcare safety net for the most needy at a cost of close to \$1.3 billion annually.
- o In 2013, uninsured patients presented at Somerset County Hospitals on 20,648 occasions.
- o Hospitals provide a forum for non-salaried physicians to deliver services related to their individual practices.
- o New Jersey's general hospitals are predominantly not-for-profit entities — any excess revenue over expenses is returned to the community in the form of new medical technology, expanded hospital services, maintenance and expansion of physical infrastructure and the enhanced ability to hire & maintain skilled workforce.

Annual Taxes

- o Somerset County Hospitals pay in excess of \$1,689,000 annually in taxes including:
 - 0.53 Percent Assessment: \$1,347,700
 - Adjusted Admissions Assessment: \$266,800
 - Newborn Screening Fees: \$74,400
 - Other assessments such as New Jersey Poison Information & Education System (NJPIES) and Maternal and Child Health Consortium Assessment
 - In addition, hospitals routinely support their local municipalities through special payments in lieu of taxes.

SFY 2015 Charity Care Subsidy Shortfall



Sussex County Hospitals

Annual Contributions to the Local and State Economy

- o Total Expenditures: \$145,820,000
- o 1,008 full-time equivalent jobs, including:
 - Nursing: 270
 - Therapy: 37
 - Radiology: 33
 - Pharmacy: 22
 - Pathology and Laboratory: 41
 - Dietary/Housekeeping/Maintenance: 99
- o Purchased Services of \$11,883,000, including:
 - Contracted Labor: \$3,243,000
 - Pharmaceutical Drugs: \$5,038,000
 - Dietary/Laundry/Housekeeping Supplies: \$1,138,000
 - Building Supplies: \$350,000
 - Utilities: \$2,114,000 including:
 - \$1,248,000 in Electric
 - \$385,000 in Oil & Gas
 - \$481,000 in Water/Sewage/Disposal
- o Total Employee Payroll: \$67,476,000
- o Estimated State Income Taxes Paid by Employees: \$3,728,000

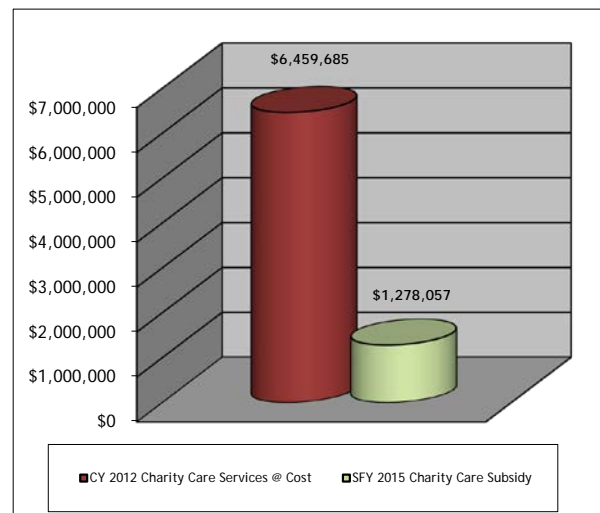
Annual Contributions as a Healthcare Safety Net

- o Hospitals also give back to the community by serving as the primary source of medical services for the state's 1.1 million uninsured, thus serving as the healthcare safety net for the most needy at a cost of close to \$1.3 billion annually.
- o In 2013, uninsured patients presented at Sussex County Hospitals on 10,419 occasions.
- o Hospitals provide a forum for non-salaried physicians to deliver services related to their individual practices.
- o New Jersey's general hospitals are predominantly not-for-profit entities — any excess revenue over expenses is returned to the community in the form of new medical technology, expanded hospital services, maintenance and expansion of physical infrastructure and the enhanced ability to hire & maintain skilled workforce.

Annual Taxes

- o Sussex County Hospitals pay in excess of \$913,700 annually in taxes including:
 - 0.53 Percent Assessment: \$730,500
 - Adjusted Admissions Assessment: \$135,100
 - Newborn Screening Fees: \$48,100
 - Other assessments such as New Jersey Poison Information & Education System (NJPIES) and Maternal and Child Health Consortium Assessment
 - In addition, hospitals routinely support their local municipalities through special payments in lieu of taxes.

SFY 2015 Charity Care Subsidy Shortfall



Union County Hospitals

Annual Contributions to the Local and State Economy

- o Total Expenditures: \$972,839,000
- o Purchased Services of \$109,799,000, including:
 - Contracted Labor: \$31,837,000
 - Pharmaceutical Drugs: \$56,297,000
 - Dietary/Laundry/Housekeeping Supplies: \$7,967,000
 - Building Supplies: \$1,547,000
 - Utilities: \$12,151,000 including:
 - \$6,263,000 in Electric
 - \$3,157,000 in Oil & Gas
 - \$2,731,000 in Water/Sewage/Disposal
- o 6,124 full-time equivalent jobs, including:
 - Nursing: 1,382
 - Therapy: 194
 - Radiology: 335
 - Pharmacy: 118
 - Pathology and Laboratory: 176
 - Dietary/Housekeeping/Maintenance: 564
- o Total Employee Payroll: \$425,330,000
- o Estimated State Income Taxes Paid by Employees: \$23,499,500

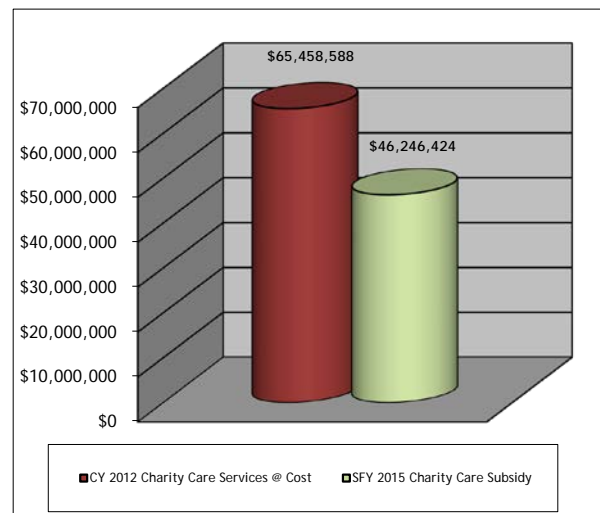
Annual Contributions as a Healthcare Safety Net

- o Hospitals also give back to the community by serving as the primary source of medical services for the state's 1.1 million uninsured, thus serving as the healthcare safety net for the most needy at a cost of close to \$1.3 billion annually.
- o In 2013, uninsured patients presented at Union County Hospitals on 146,766 occasions.
- o Hospitals provide a forum for non-salaried physicians to deliver services related to their individual practices.
- o New Jersey's general hospitals are predominantly not-for-profit entities — any excess revenue over expenses is returned to the community in the form of new medical technology, expanded hospital services, maintenance and expansion of physical infrastructure and the enhanced ability to hire & maintain skilled workforce.

Annual Taxes

- o Union County Hospitals pay in excess of \$6,492,400 annually in taxes including:
 - 0.53 Percent Assessment: \$5,280,700
 - Adjusted Admissions Assessment: \$811,200
 - Newborn Screening Fees: \$400,400
 - Other assessments such as New Jersey Poison Information & Education System (NJPIES) and Maternal and Child Health Consortium Assessment
 - In addition, hospitals routinely support their local municipalities through special payments in lieu of taxes.

SFY 2015 Charity Care Subsidy Shortfall



Warren County Hospitals

Annual Contributions to the Local and State Economy

- o Total Expenditures: \$202,895,000
- o 1,502 full-time equivalent jobs, including:
 - Nursing: 336
 - Therapy: 63
 - Radiology: 106
 - Pharmacy: 32
 - Pathology and Laboratory: 79
 - Dietary/Housekeeping/Maintenance: 160
- o Purchased Services of \$38,301,000, including:
 - Contracted Labor: \$22,601,000
 - Pharmaceutical Drugs: \$11,000,000
 - Dietary/Laundry/Housekeeping Supplies: \$1,470,000
 - Building Supplies: \$799,000
 - Utilities: \$2,431,000 including:
 - \$1,036,000 in Electric
 - \$905,000 in Oil & Gas
 - \$490,000 in Water/Sewage/Disposal
- o Total Employee Payroll: \$82,673,000
- o Estimated State Income Taxes Paid by Employees: \$4,567,700

Annual Contributions as a Healthcare Safety Net

- o Hospitals also give back to the community by serving as the primary source of medical services for the state's 1.1 million uninsured, thus serving as the healthcare safety net for the most needy at a cost of close to \$1.3 billion annually.
- o In 2013, uninsured patients presented at Warren County Hospitals on 26,160 occasions.
- o Hospitals provide a forum for non-salaried physicians to deliver services related to their individual practices.
- o New Jersey's general hospitals are predominantly not-for-profit entities — any excess revenue over expenses is returned to the community in the form of new medical technology, expanded hospital services, maintenance and expansion of physical infrastructure and the enhanced ability to hire & maintain skilled workforce.

Annual Taxes

- o Warren County Hospitals pay in excess of \$1,322,000 annually in taxes including:
 - 0.53 Percent Assessment: \$1,102,500
 - Adjusted Admissions Assessment: \$177,200
 - Newborn Screening Fees: \$42,300
 - Other assessments such as New Jersey Poison Information & Education System (NJPIES) and Maternal and Child Health Consortium Assessment
 - In addition, hospitals routinely support their local municipalities through special payments in lieu of taxes.

SFY 2015 Charity Care Subsidy Shortfall

