



NEW JERSEY HOSPITALS

2013 ECONOMIC IMPACT REPORT



NEW JERSEY HOSPITALS

2013 ECONOMIC IMPACT REPORT

© 2013

NEW JERSEY HOSPITAL ASSOCIATION

Published by: Health Economics Department

760 Alexander Road, PO Box 1, Princeton, NJ 08543-0001. All rights reserved. No part of this publication may be reproduced in any form without the prior written permission of the publisher, the New Jersey Hospital Association (NJHA). NJHA is not responsible for any misprints, typographical or other errors, or any consequences caused as a result of the use of this publication. This publication is provided with the understanding that NJHA is not engaged in rendering any legal, accounting or other professional services and NJHA shall not be held liable for any circumstances arising out of its use. If legal advice or other expert assistance is required, the services of a competent professional should be sought.

NJHA invites your comments and suggestions. Please direct all correspondence to the New Jersey Hospital Association, Health Economics Department, 760 Alexander Road, PO Box 1, Princeton, New Jersey 08543-0001. By telephone 609-275-4024, by fax 609-452-9339 or by e-mail at rsarao@njha.com.



Introduction

New Jersey hospitals are a vital public resource. They serve 18 million patients annually, providing healthcare services to all, regardless of their ability to pay. But the contributions of New Jersey's hospitals extend far beyond their healthcare services. Hospitals also are economic strongholds; they are dependable sources of jobs, income taxes and spending that help stabilize their communities through good times and bad.

New Jersey's acute care hospitals provide substantial contributions to the state's economy. In 2012, New Jersey hospitals delivered:

- \$20.4 billion in total expenditures
- \$2.6 billion in purchased services
- Over 120,000 full-time equivalent jobs and total employment of 144,000 full- and part-time positions
- \$8 billion in total employee salaries
- Close to \$450 million in state income taxes paid by hospital employees
- In excess of \$1.25 billion in charity care services to New Jersey's working poor and other uninsured residents.

Healthcare is the only industry that has added jobs in the state every year from 1990 through 2012. According to the New Jersey Department of Labor, the outlook for healthcare employment in the Garden State is bright. From 2010 through 2020, it is projected that more than 61,700 jobs will be added, an annual increase of 1.3 percent.

Those contributions ripple across New Jersey, providing economic stability to counties and individual communities statewide. In many towns, the local hospital is the largest employer, providing untold benefits in jobs and health insurance benefits, local spending and community health services.

The pages that follow detail the many economic contributions of New Jersey's hospitals. The information is presented statewide and also for New Jersey's 21 counties. In addition, hospital-specific reports show the important contributions of hospitals to their local communities. Together, this data paints a compelling picture of the compassionate care and economic stability delivered by New Jersey's hospital community.

About This Report

The information provided in this report was compiled by NJHA's Health Economics department based on 2012 cost reports from 72 acute care hospitals filed with the New Jersey Department of Health, along with other publicly available data sources.

New Jersey Hospitals

Annual Contributions to the Local and State Economy

- o Total Expenditures: \$20.4 billion
- o Purchased Services of \$2.6 billion, including:
 - Contracted Labor: \$1.3 billion
 - Pharmaceutical Drugs: \$882 million
 - Dietary/Laundry/Housekeeping Supplies: \$139 million
 - Building Supplies: \$19 million
 - Utilities: \$267 million, including:
 - \$175 million in Electric
 - \$55 million in Oil & Gas
 - \$38 million in Water/Sewage/Disposal
- o Over 120,000 full-time equivalent jobs, including:
 - Nursing: 32,110
 - Therapy: 4,306
 - Radiology: 6,895
 - Pharmacy: 2,637
 - Pathology and Laboratory: 5,038
 - Dietary/Housekeeping/Maintenance: 11,136
- o Total Employee Payroll: \$8.1 billion
- o Estimated State Income Taxes Paid by Employees: \$449 million

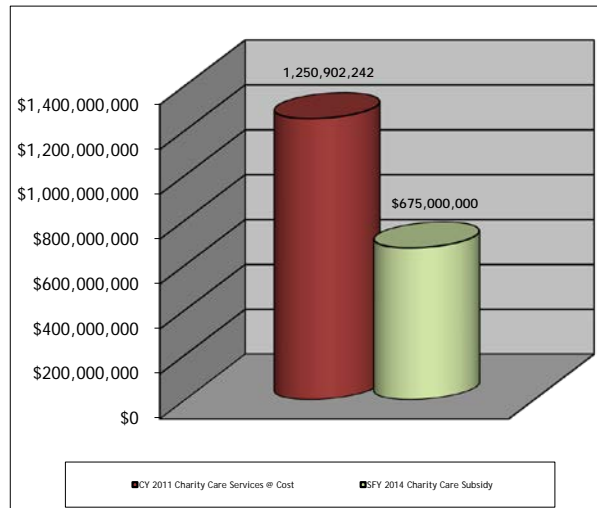
Annual Contributions as a Healthcare Safety Net

- o Hospitals also give back to the community by serving as the primary source of medical services for the state's 1.3 million uninsured, thus serving as the healthcare safety net for the most needy at a cost of over \$1.25 billion annually.
- o In 2012, uninsured patients presented at New Jersey hospitals on more than 2.8 million occasions.
- o Hospitals provide a forum for non-salaried physicians to deliver services related to their individual practices.
- o New Jersey's general hospitals are predominantly not-for-profit entities – any excess revenue over expenses is returned to the community in the form of new medical technology, expanded hospital services, maintenance and expansion of physical infrastructure and the enhanced ability to hire & maintain skilled workforce.

Annual Taxes

- o New Jersey hospitals pay in excess of \$138 million annually in taxes including:
 - 0.53 Percent Assessment: \$111 million
 - Adjusted Admissions Assessment: \$17.4 million
 - Newborn Screening Fees: \$9.5 million
 - Other assessments such as New Jersey Poison Information & Education System (NJPIES) and Maternal and Child Health Consortium Assessment
 - In addition, hospitals routinely support their local municipalities through special payments in lieu of taxes.

SFY 2014 Charity Care Subsidy Shortfall



AtlantiCare Regional Medical Center City Division

Annual Contributions to the Local and State Economy

- o Total Expenditures: \$301,266,000
- o 1,429 full-time equivalent jobs, including:
 - Nursing: 344
 - Therapy: 36
 - Radiology: 70
 - Pharmacy: 41
 - Pathology and Laboratory: 46
 - Dietary/Housekeeping/Maintenance: 98
- o Purchased Services of \$23,121,000, including:
 - Contracted Labor: \$7,787,000
 - Pharmaceutical Drugs: \$10,317,000
 - Dietary/Laundry/Housekeeping Supplies: \$1,886,000
 - Building Supplies: \$2,000
 - Utilities: \$3,129,000 including:
 - \$2,251,000 in Electric
 - \$538,000 in Oil & Gas
 - \$340,000 in Water/Sewage/Disposal
- o Total Employee Payroll: \$95,322,000
- o Estimated State Income Taxes Paid by Employees: \$5,266,500

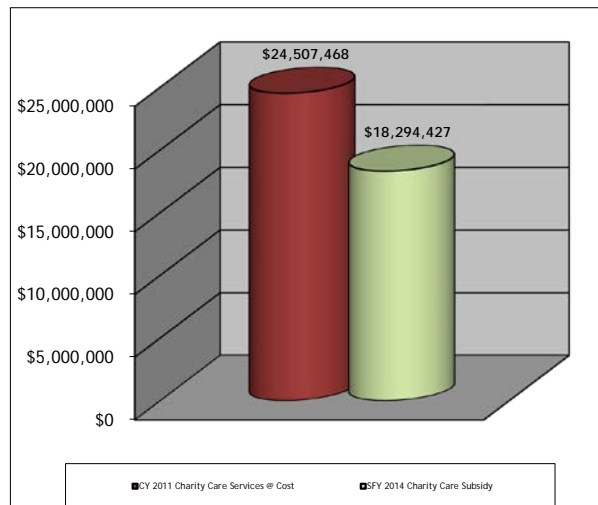
Annual Contributions as a Healthcare Safety Net

- o Hospitals also give back to the community by serving as the primary source of medical services for the state's 1.3 million uninsured, thus serving as the healthcare safety net for the most needy at a cost of over \$1.25 billion annually.
- o In 2012, uninsured patients presented at AtlantiCare Regional Medical Center City Division on 35,005 occasions.
- o Hospitals provide a forum for non-salaried physicians to deliver services related to their individual practices.
- o New Jersey's general hospitals are predominantly not-for-profit entities – any excess revenue over expenses is returned to the community in the form of new medical technology, expanded hospital services, maintenance and expansion of physical infrastructure and the enhanced ability to hire & maintain skilled workforce.

Annual Taxes

- o AtlantiCare Regional Medical Center City Division pays in excess of \$1,749,600 annually in taxes including:
 - 0.53 Percent Assessment: \$1,572,100
 - Adjusted Admissions Assessment: \$177,500
 - Newborn Screening Fees: \$0
 - Other assessments such as New Jersey Poison Information & Education System (NJPIES) and Maternal and Child Health Consortium Assessment
 - In addition, hospitals routinely support their local municipalities through special payments in lieu of taxes.

SFY 2014 Charity Care Subsidy Shortfall



AtlantiCare Regional Medical Center Mainland Division

Annual Contributions to the Local and State Economy

- o Total Expenditures: \$342,647,000
- o 2,024 full-time equivalent jobs, including:
 - Nursing: 683
 - Therapy: 30
 - Radiology: 127
 - Pharmacy: 55
 - Pathology and Laboratory: 64
 - Dietary/Housekeeping/Maintenance: 153
- o Purchased Services of \$42,970,000, including:
 - Contracted Labor: \$15,597,000
 - Pharmaceutical Drugs: \$20,091,000
 - Dietary/Laundry/Housekeeping Supplies: \$2,924,000
 - Building Supplies: \$3,000
 - Utilities: \$4,355,000 including:
 - \$3,008,000 in Electric
 - \$871,000 in Oil & Gas
 - \$476,000 in Water/Sewage/Disposal
- o Total Employee Payroll: \$138,937,000
- o Estimated State Income Taxes Paid by Employees: \$7,676,300

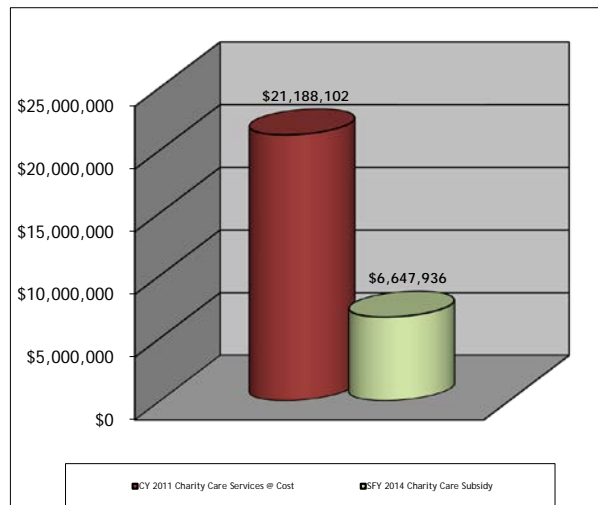
Annual Contributions as a Healthcare Safety Net

- o Hospitals also give back to the community by serving as the primary source of medical services for the state's 1.3 million uninsured, thus serving as the healthcare safety net for the most needy at a cost of over \$1.25 billion annually.
- o In 2012, uninsured patients presented at AtlantiCare Regional Medical Center Mainland Division on 33,858 occasions.
- o Hospitals provide a forum for non-salaried physicians to deliver services related to their individual practices.
- o New Jersey's general hospitals are predominantly not-for-profit entities – any excess revenue over expenses is returned to the community in the form of new medical technology, expanded hospital services, maintenance and expansion of physical infrastructure and the enhanced ability to hire & maintain skilled workforce.

Annual Taxes

- o AtlantiCare Regional Medical Center Mainland Division pays in excess of \$2,437,200 annually in taxes
 - 0.53 Percent Assessment: \$1,873,000
 - Adjusted Admissions Assessment: \$356,800
 - Newborn Screening Fees: \$207,500
 - Other assessments such as New Jersey Poison Information & Education System (NJPIES) and Maternal and Child Health Consortium Assessment
 - In addition, hospitals routinely support their local municipalities through special payments in lieu of taxes.

SFY 2014 Charity Care Subsidy Shortfall



Bayonne Medical Center

Annual Contributions to the Local and State Economy

- o Total Expenditures: \$164,364,000
- o 727 full-time equivalent jobs, including:
 - Nursing: 188
 - Therapy: 23
 - Radiology: 31
 - Pharmacy: 21
 - Pathology and Laboratory: 31
 - Dietary/Housekeeping/Maintenance: 108
- o Purchased Services of \$72,240,000, including:
 - Contracted Labor: \$63,963,000
 - Pharmaceutical Drugs: \$5,036,000
 - Dietary/Laundry/Housekeeping Supplies: \$1,389,000
 - Building Supplies: \$126,000
 - Utilities: \$1,726,000 including:
 - \$1,101,000 in Electric
 - \$363,000 in Oil & Gas
 - \$262,000 in Water/Sewage/Disposal
- o Total Employee Payroll: \$49,960,000
- o Estimated State Income Taxes Paid by Employees: \$2,760,300

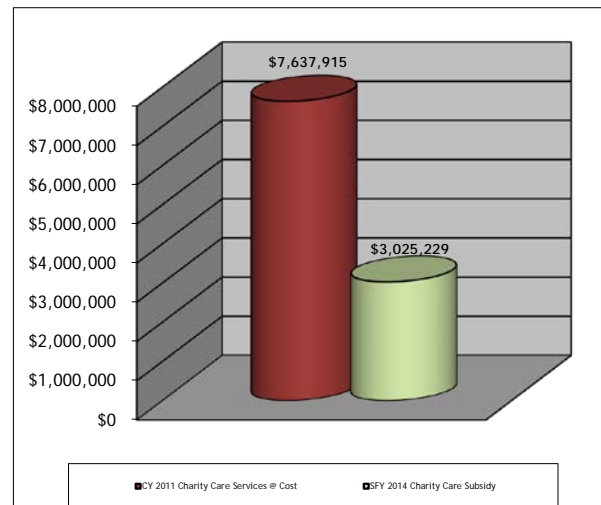
Annual Contributions as a Healthcare Safety Net

- o Hospitals also give back to the community by serving as the primary source of medical services for the state's 1.3 million uninsured, thus serving as the healthcare safety net for the most needy at a cost of over \$1.25 billion annually.
- o In 2012, uninsured patients presented at Bayonne Medical Center on 8,868 occasions.
- o Hospitals provide a forum for non-salaried physicians to deliver services related to their individual practices.
- o New Jersey's general hospitals are predominantly not-for-profit entities – any excess revenue over expenses is returned to the community in the form of new medical technology, expanded hospital services, maintenance and expansion of physical infrastructure and the enhanced ability to hire & maintain skilled workforce.

Annual Taxes

- o Bayonne Medical Center pays in excess of \$980,400 annually in taxes including:
 - 0.53 Percent Assessment: \$876,600
 - Adjusted Admissions Assessment: \$103,800
 - Newborn Screening Fees: \$0
 - Other assessments such as New Jersey Poison Information & Education System (NJPIES) and Maternal and Child Health Consortium Assessment
 - In addition, hospitals routinely support their local municipalities through special payments in lieu of taxes.

SFY 2014 Charity Care Subsidy Shortfall



Bayshore Community Hospital

Annual Contributions to the Local and State Economy

- o Total Expenditures: \$118,849,000
- o 823 full-time equivalent jobs, including:
 - Nursing: 217
 - Therapy: 37
 - Radiology: 58
 - Pharmacy: 24
 - Pathology and Laboratory: 38
 - Dietary/Housekeeping/Maintenance: 101
- o Purchased Services of \$9,805,000, including:
 - Contracted Labor: \$1,651,000
 - Pharmaceutical Drugs: \$4,062,000
 - Dietary/Laundry/Housekeeping Supplies: \$1,435,000
 - Building Supplies: \$591,000
 - Utilities: \$2,066,000 including:
 - \$1,453,000 in Electric
 - \$309,000 in Oil & Gas
 - \$304,000 in Water/Sewage/Disposal
- o Total Employee Payroll: \$48,611,000
- o Estimated State Income Taxes Paid by Employees: \$2,685,800

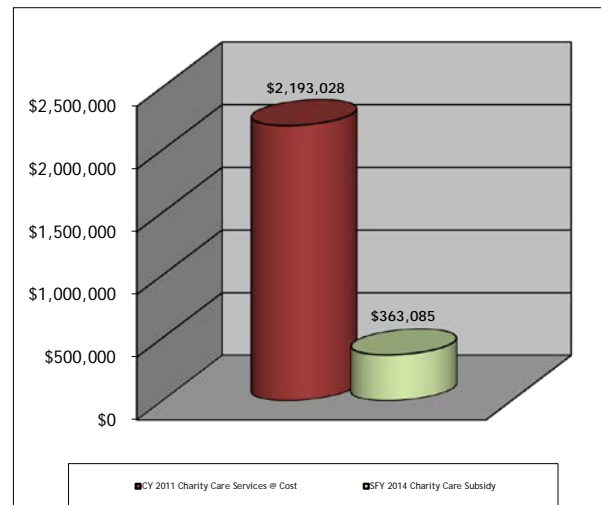
Annual Contributions as a Healthcare Safety Net

- o Hospitals also give back to the community by serving as the primary source of medical services for the state's 1.3 million uninsured, thus serving as the healthcare safety net for the most needy at a cost of over \$1.25 billion annually.
- o In 2012, uninsured patients presented at Bayshore Community Hospital on 6,090 occasions.
- o Hospitals provide a forum for non-salaried physicians to deliver services related to their individual practices.
- o New Jersey's general hospitals are predominantly not-for-profit entities – any excess revenue over expenses is returned to the community in the form of new medical technology, expanded hospital services, maintenance and expansion of physical infrastructure and the enhanced ability to hire & maintain skilled workforce.

Annual Taxes

- o Bayshore Community Hospital pays in excess of \$769,300 annually in taxes including:
 - 0.53 Percent Assessment: \$647,300
 - Adjusted Admissions Assessment: \$122,000
 - Newborn Screening Fees: \$0
 - Other assessments such as New Jersey Poison Information & Education System (NJPIES) and Maternal and Child Health Consortium Assessment
 - In addition, hospitals routinely support their local municipalities through special payments in lieu of taxes.

SFY 2014 Charity Care Subsidy Shortfall



Bergen Regional Medical Center

Annual Contributions to the Local and State Economy

- o Total Expenditures: \$252,861,000
- o 1,584 full-time equivalent jobs, including:
 - Nursing: 352
 - Therapy: 30
 - Radiology: 20
 - Pharmacy: 45
 - Pathology and Laboratory: 22
 - Dietary/Housekeeping/Maintenance: 222
- o Purchased Services of \$39,897,000, including:
 - Contracted Labor: \$22,197,000
 - Pharmaceutical Drugs: \$9,311,000
 - Dietary/Laundry/Housekeeping Supplies: \$4,274,000
 - Building Supplies: \$274,000
 - Utilities: \$3,841,000 including:
 - \$2,216,000 in Electric
 - \$994,000 in Oil & Gas
 - \$631,000 in Water/Sewage/Disposal
- o Total Employee Payroll: \$98,306,000
- o Estimated State Income Taxes Paid by Employees: \$5,431,400

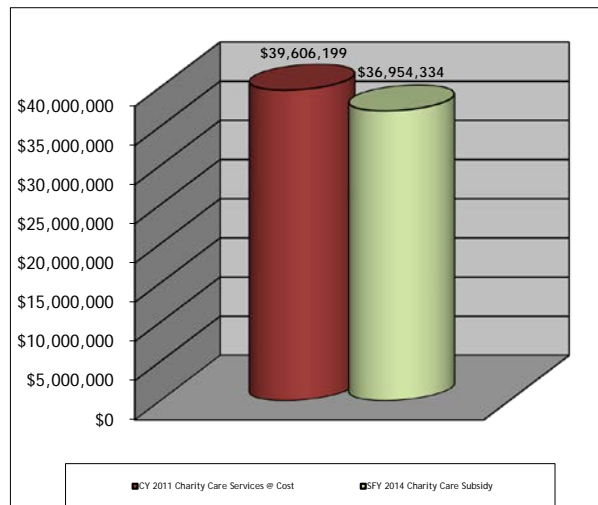
Annual Contributions as a Healthcare Safety Net

- o Hospitals also give back to the community by serving as the primary source of medical services for the state's 1.3 million uninsured, thus serving as the healthcare safety net for the most needy at a cost of over \$1.25 billion annually.
- o In 2012, uninsured patients presented at Bergen Regional Medical Center on 182,149 occasions.
- o Hospitals provide a forum for non-salaried physicians to deliver services related to their individual practices.
- o New Jersey's general hospitals are predominantly not-for-profit entities – any excess revenue over expenses is returned to the community in the form of new medical technology, expanded hospital services, maintenance and expansion of physical infrastructure and the enhanced ability to hire & maintain skilled workforce.

Annual Taxes

- o Bergen Regional Medical Center pays in excess of \$1,493,100 annually in taxes including:
 - 0.53 Percent Assessment: \$1,344,100
 - Adjusted Admissions Assessment: \$149,000
 - Newborn Screening Fees: \$0
 - Other assessments such as New Jersey Poison Information & Education System (NJPIES) and Maternal and Child Health Consortium Assessment
 - In addition, hospitals routinely support their local municipalities through special payments in lieu of taxes.

SFY 2014 Charity Care Subsidy Shortfall



Cape Regional Medical Center

Annual Contributions to the Local and State Economy

- o Total Expenditures: \$112,831,000
- o 815 full-time equivalent jobs, including:
 - Nursing: 189
 - Therapy: 40
 - Radiology: 58
 - Pharmacy: 21
 - Pathology and Laboratory: 56
 - Dietary/Housekeeping/Maintenance: 64
- o Purchased Services of \$18,683,000, including:
 - Contracted Labor: \$11,154,000
 - Pharmaceutical Drugs: \$4,655,000
 - Dietary/Laundry/Housekeeping Supplies: \$741,000
 - Building Supplies: \$20,000
 - Utilities: \$2,113,000 including:
 - \$1,362,000 in Electric
 - \$367,000 in Oil & Gas
 - \$384,000 in Water/Sewage/Disposal
- o Total Employee Payroll: \$48,404,000
- o Estimated State Income Taxes Paid by Employees: \$2,674,300

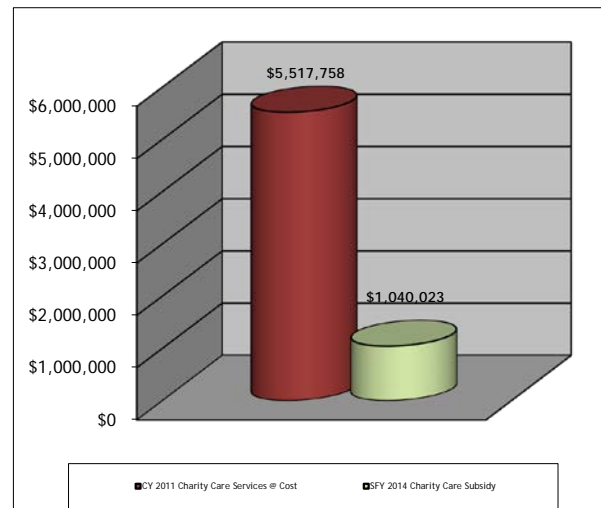
Annual Contributions as a Healthcare Safety Net

- o Hospitals also give back to the community by serving as the primary source of medical services for the state's 1.3 million uninsured, thus serving as the healthcare safety net for the most needy at a cost of over \$1.25 billion annually.
- o In 2012, uninsured patients presented at Cape Regional Medical Center on 22,323 occasions.
- o Hospitals provide a forum for non-salaried physicians to deliver services related to their individual practices.
- o New Jersey's general hospitals are predominantly not-for-profit entities – any excess revenue over expenses is returned to the community in the form of new medical technology, expanded hospital services, maintenance and expansion of physical infrastructure and the enhanced ability to hire & maintain skilled workforce.

Annual Taxes

- o Cape Regional Medical Center pays in excess of \$835,500 annually in taxes including:
 - 0.53 Percent Assessment: \$606,900
 - Adjusted Admissions Assessment: \$180,700
 - Newborn Screening Fees: \$48,000
 - Other assessments such as New Jersey Poison Information & Education System (NJPIES) and Maternal and Child Health Consortium Assessment
 - In addition, hospitals routinely support their local municipalities through special payments in lieu of taxes.

SFY 2014 Charity Care Subsidy Shortfall



Capital Health Medical Center - Hopewell

Annual Contributions to the Local and State Economy

- o Total Expenditures: \$325,542,000
- o 1,487 full-time equivalent jobs, including:
 - Nursing: 339
 - Therapy: 46
 - Radiology: 111
 - Pharmacy: 36
 - Pathology and Laboratory: 57
 - Dietary/Housekeeping/Maintenance: 152
- o Purchased Services of \$33,762,000, including:
 - Contracted Labor: \$18,164,000
 - Pharmaceutical Drugs: \$8,451,000
 - Dietary/Laundry/Housekeeping Supplies: \$1,871,000
 - Building Supplies: \$11,000
 - Utilities: \$5,265,000 including:
 - \$3,625,000 in Electric
 - \$1,459,000 in Oil & Gas
 - \$201,000 in Water/Sewage/Disposal
- o Total Employee Payroll: \$108,441,000
- o Estimated State Income Taxes Paid by Employees: \$5,991,400

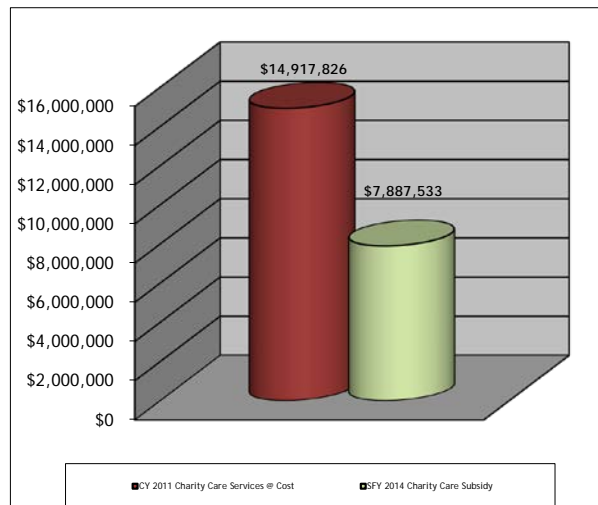
Annual Contributions as a Healthcare Safety Net

- o Hospitals also give back to the community by serving as the primary source of medical services for the state's 1.3 million uninsured, thus serving as the healthcare safety net for the most needy at a cost of over \$1.25 billion annually.
- o In 2012, uninsured patients presented at Capital Health Medical Center - Hopewell on 18,473 occasions.
- o Hospitals provide a forum for non-salaried physicians to deliver services related to their individual practices.
- o New Jersey's general hospitals are predominantly not-for-profit entities – any excess revenue over expenses is returned to the community in the form of new medical technology, expanded hospital services, maintenance and expansion of physical infrastructure and the enhanced ability to hire & maintain skilled workforce.

Annual Taxes

- o Capital Health Medical Center - Hopewell pays in excess of \$1,998,900 annually in taxes including:
 - 0.53 Percent Assessment: \$1,422,700
 - Adjusted Admissions Assessment: \$298,200
 - Newborn Screening Fees: \$278,000
 - Other assessments such as New Jersey Poison Information & Education System (NJPIES) and Maternal and Child Health Consortium Assessment
 - In addition, hospitals routinely support their local municipalities through special payments in lieu of taxes.

SFY 2014 Charity Care Subsidy Shortfall



Capital Health Regional Medical Center

Annual Contributions to the Local and State Economy

- o Total Expenditures: \$310,917,000
- o 1,922 full-time equivalent jobs, including:
 - Nursing: 526
 - Therapy: 89
 - Radiology: 68
 - Pharmacy: 30
 - Pathology and Laboratory: 56
 - Dietary/Housekeeping/Maintenance: 157
- o Purchased Services of \$32,680,000, including:
 - Contracted Labor: \$19,395,000
 - Pharmaceutical Drugs: \$7,700,000
 - Dietary/Laundry/Housekeeping Supplies: \$1,559,000
 - Building Supplies: \$8,000
 - Utilities: \$4,018,000 including:
 - \$3,144,000 in Electric
 - \$416,000 in Oil & Gas
 - \$481,000 in Water/Sewage/Disposal
- o Total Employee Payroll: \$142,191,000
- o Estimated State Income Taxes Paid by Employees: \$7,856,100

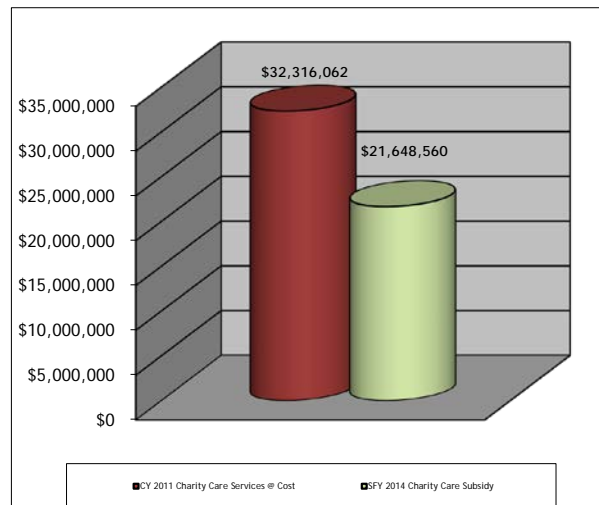
Annual Contributions as a Healthcare Safety Net

- o Hospitals also give back to the community by serving as the primary source of medical services for the state's 1.3 million uninsured, thus serving as the healthcare safety net for the most needy at a cost of over \$1.25 billion annually.
- o In 2012, uninsured patients presented at Capital Health Regional Medical Center on 118,355 occasions.
- o Hospitals provide a forum for non-salaried physicians to deliver services related to their individual practices.
- o New Jersey's general hospitals are predominantly not-for-profit entities – any excess revenue over expenses is returned to the community in the form of new medical technology, expanded hospital services, maintenance and expansion of physical infrastructure and the enhanced ability to hire & maintain skilled workforce.

Annual Taxes

- o Capital Health Regional Medical Center pays in excess of \$1,799,100 annually in taxes including:
 - 0.53 Percent Assessment: \$1,564,800
 - Adjusted Admissions Assessment: \$205,700
 - Newborn Screening Fees: \$28,600
 - Other assessments such as New Jersey Poison Information & Education System (NJPIES) and Maternal and Child Health Consortium Assessment
 - In addition, hospitals routinely support their local municipalities through special payments in lieu of taxes.

SFY 2014 Charity Care Subsidy Shortfall



CentraState Medical Center

Annual Contributions to the Local and State Economy

- o Total Expenditures: \$232,935,000
- o 1,562 full-time equivalent jobs, including:
 - Nursing: 449
 - Therapy: 85
 - Radiology: 107
 - Pharmacy: 37
 - Pathology and Laboratory: 79
 - Dietary/Housekeeping/Maintenance: 170
- o Purchased Services of \$21,362,000, including:
 - Contracted Labor: \$2,636,000
 - Pharmaceutical Drugs: \$13,109,000
 - Dietary/Laundry/Housekeeping Supplies: \$1,868,000
 - Building Supplies: \$261,000
 - Utilities: \$3,488,000 including:
 - \$2,529,000 in Electric
 - \$403,000 in Oil & Gas
 - \$556,000 in Water/Sewage/Disposal
- o Total Employee Payroll: \$98,366,000
- o Estimated State Income Taxes Paid by Employees: \$5,434,700

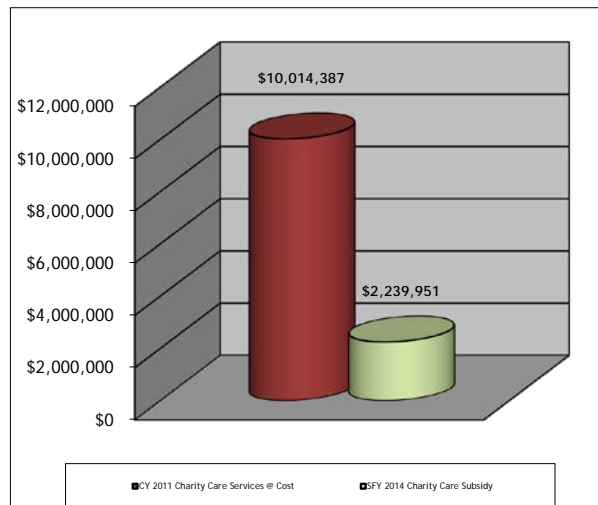
Annual Contributions as a Healthcare Safety Net

- o Hospitals also give back to the community by serving as the primary source of medical services for the state's 1.3 million uninsured, thus serving as the healthcare safety net for the most needy at a cost of over \$1.25 billion annually.
- o In 2012, uninsured patients presented at CentraState Medical Center on 30,494 occasions.
- o Hospitals provide a forum for non-salaried physicians to deliver services related to their individual practices.
- o New Jersey's general hospitals are predominantly not-for-profit entities – any excess revenue over expenses is returned to the community in the form of new medical technology, expanded hospital services, maintenance and expansion of physical infrastructure and the enhanced ability to hire & maintain skilled workforce.

Annual Taxes

- o CentraState Medical Center pays in excess of \$1,755,400 annually in taxes including:
 - 0.53 Percent Assessment: \$1,295,800
 - Adjusted Admissions Assessment: \$322,500
 - Newborn Screening Fees: \$137,200
 - Other assessments such as New Jersey Poison Information & Education System (NJPIES) and Maternal and Child Health Consortium Assessment
 - In addition, hospitals routinely support their local municipalities through special payments in lieu of taxes.

SFY 2014 Charity Care Subsidy Shortfall



Chilton Hospital

Annual Contributions to the Local and State Economy

- o Total Expenditures: \$164,282,000
- o 1,043 full-time equivalent jobs, including:
 - Nursing: 296
 - Therapy: 46
 - Radiology: 66
 - Pharmacy: 24
 - Pathology and Laboratory: 61
 - Dietary/Housekeeping/Maintenance: 96
- o Purchased Services of \$28,526,000, including:
 - Contracted Labor: \$18,412,000
 - Pharmaceutical Drugs: \$6,540,000
 - Dietary/Laundry/Housekeeping Supplies: \$1,339,000
 - Building Supplies: \$1,000
 - Utilities: \$2,234,000 including:
 - \$1,352,000 in Electric
 - \$523,000 in Oil & Gas
 - \$359,000 in Water/Sewage/Disposal
- o Total Employee Payroll: \$74,080,000
- o Estimated State Income Taxes Paid by Employees: \$4,092,900

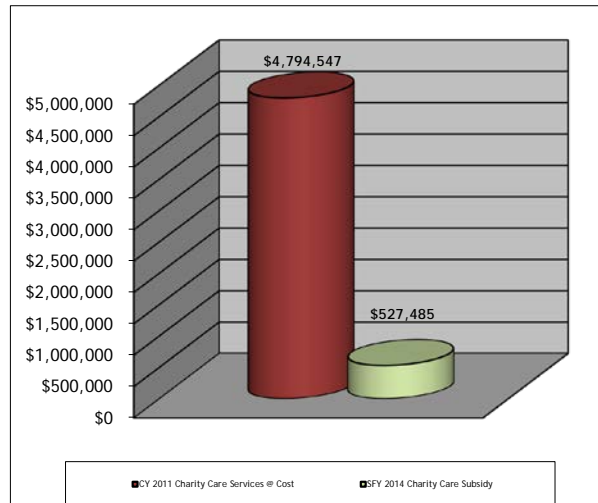
Annual Contributions as a Healthcare Safety Net

- o Hospitals also give back to the community by serving as the primary source of medical services for the state's 1.3 million uninsured, thus serving as the healthcare safety net for the most needy at a cost of over \$1.25 billion annually.
- o In 2012, uninsured patients presented at Chilton Hospital on 12,602 occasions.
- o Hospitals provide a forum for non-salaried physicians to deliver services related to their individual practices.
- o New Jersey's general hospitals are predominantly not-for-profit entities – any excess revenue over expenses is returned to the community in the form of new medical technology, expanded hospital services, maintenance and expansion of physical infrastructure and the enhanced ability to hire & maintain skilled workforce.

Annual Taxes

- o Chilton Hospital pays in excess of \$1,168,100 annually in taxes including:
 - 0.53 Percent Assessment: \$914,300
 - Adjusted Admissions Assessment: \$173,500
 - Newborn Screening Fees: \$80,300
 - Other assessments such as New Jersey Poison Information & Education System (NJPIES) and Maternal and Child Health Consortium Assessment
 - In addition, hospitals routinely support their local municipalities through special payments in lieu of taxes.

SFY 2014 Charity Care Subsidy Shortfall



Christ Hospital

Annual Contributions to the Local and State Economy

- o Total Expenditures: \$160,433,000
- o 1,038 full-time equivalent jobs, including:
 - Nursing: 254
 - Therapy: 25
 - Radiology: 80
 - Pharmacy: 21
 - Pathology and Laboratory: 44
 - Dietary/Housekeeping/Maintenance: 112
- o Purchased Services of \$11,361,000, including:
 - Contracted Labor: \$2,911,000
 - Pharmaceutical Drugs: \$5,252,000
 - Dietary/Laundry/Housekeeping Supplies: \$612,000
 - Building Supplies: \$334,000
 - Utilities: \$2,252,000 including:
 - \$1,195,000 in Electric
 - \$523,000 in Oil & Gas
 - \$534,000 in Water/Sewage/Disposal
- o Total Employee Payroll: \$71,285,000
- o Estimated State Income Taxes Paid by Employees: \$3,938,500

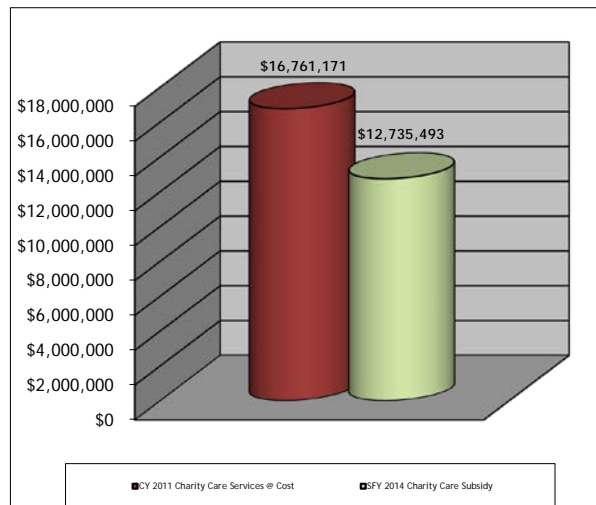
Annual Contributions as a Healthcare Safety Net

- o Hospitals also give back to the community by serving as the primary source of medical services for the state's 1.3 million uninsured, thus serving as the healthcare safety net for the most needy at a cost of over \$1.25 billion annually.
- o In 2012, uninsured patients presented at Christ Hospital on 35,809 occasions.
- o Hospitals provide a forum for non-salaried physicians to deliver services related to their individual practices.
- o New Jersey's general hospitals are predominantly not-for-profit entities – any excess revenue over expenses is returned to the community in the form of new medical technology, expanded hospital services, maintenance and expansion of physical infrastructure and the enhanced ability to hire & maintain skilled workforce.

Annual Taxes

- o Christ Hospital pays in excess of \$1,170,500 annually in taxes including:
 - 0.53 Percent Assessment: \$883,200
 - Adjusted Admissions Assessment: \$165,200
 - Newborn Screening Fees: \$122,100
 - Other assessments such as New Jersey Poison Information & Education System (NJPIES) and Maternal and Child Health Consortium Assessment
 - In addition, hospitals routinely support their local municipalities through special payments in lieu of taxes.

SFY 2014 Charity Care Subsidy Shortfall



Clara Maass Medical Center

Annual Contributions to the Local and State Economy

- o Total Expenditures: \$271,017,000
- o 1,651 full-time equivalent jobs, including:
 - Nursing: 491
 - Therapy: 64
 - Radiology: 106
 - Pharmacy: 31
 - Pathology and Laboratory: 56
 - Dietary/Housekeeping/Maintenance: 163
- o Purchased Services of \$32,874,000, including:
 - Contracted Labor: \$17,987,000
 - Pharmaceutical Drugs: \$9,738,000
 - Dietary/Laundry/Housekeeping Supplies: \$1,643,000
 - Building Supplies: \$253,000
 - Utilities: \$3,253,000 including:
 - \$1,803,000 in Electric
 - \$758,000 in Oil & Gas
 - \$692,000 in Water/Sewage/Disposal
- o Total Employee Payroll: \$108,337,000
- o Estimated State Income Taxes Paid by Employees: \$5,985,600

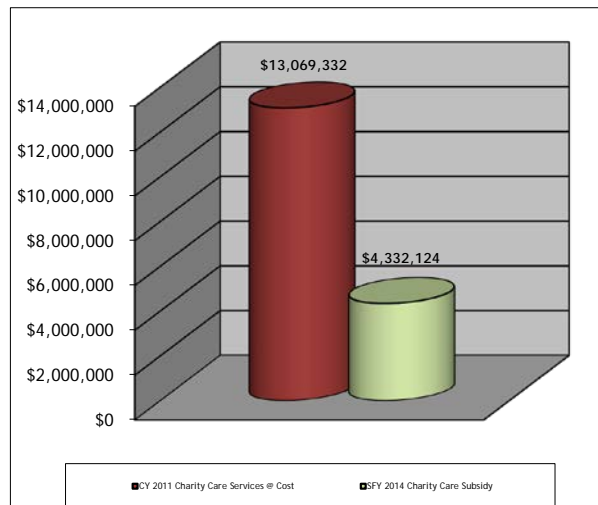
Annual Contributions as a Healthcare Safety Net

- o Hospitals also give back to the community by serving as the primary source of medical services for the state's 1.3 million uninsured, thus serving as the healthcare safety net for the most needy at a cost of over \$1.25 billion annually.
- o In 2012, uninsured patients presented at Clara Maass Medical Center on 26,309 occasions.
- o Hospitals provide a forum for non-salaried physicians to deliver services related to their individual practices.
- o New Jersey's general hospitals are predominantly not-for-profit entities – any excess revenue over expenses is returned to the community in the form of new medical technology, expanded hospital services, maintenance and expansion of physical infrastructure and the enhanced ability to hire & maintain skilled workforce.

Annual Taxes

- o Clara Maass Medical Center pays in excess of \$2,076,100 annually in taxes including:
 - 0.53 Percent Assessment: \$1,552,300
 - Adjusted Admissions Assessment: \$294,300
 - Newborn Screening Fees: \$229,500
 - Other assessments such as New Jersey Poison Information & Education System (NJPIES) and Maternal and Child Health Consortium Assessment
 - In addition, hospitals routinely support their local municipalities through special payments in lieu of taxes.

SFY 2014 Charity Care Subsidy Shortfall



Community Medical Center

Annual Contributions to the Local and State Economy

- o Total Expenditures: \$379,135,000
- o 2,316 full-time equivalent jobs, including:
 - Nursing: 626
 - Therapy: 111
 - Radiology: 180
 - Pharmacy: 54
 - Pathology and Laboratory: 124
 - Dietary/Housekeeping/Maintenance: 282
- o Purchased Services of \$55,037,000, including:
 - Contracted Labor: \$25,345,000
 - Pharmaceutical Drugs: \$20,643,000
 - Dietary/Laundry/Housekeeping Supplies: \$3,132,000
 - Building Supplies: \$596,000
 - Utilities: \$5,321,000 including:
 - \$3,491,000 in Electric
 - \$837,000 in Oil & Gas
 - \$993,000 in Water/Sewage/Disposal
- o Total Employee Payroll: \$146,022,000
- o Estimated State Income Taxes Paid by Employees: \$8,067,700

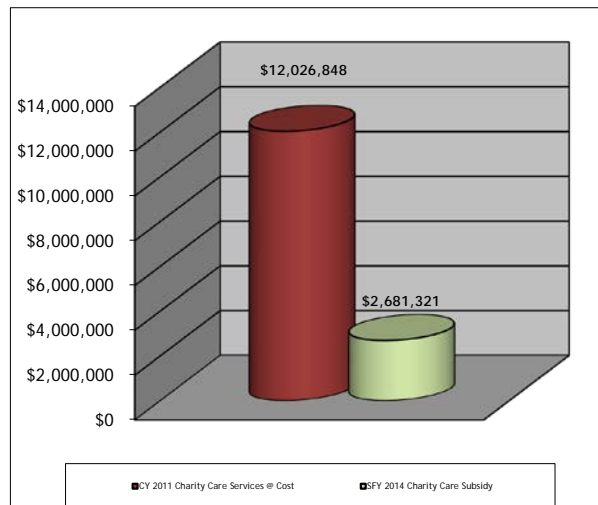
Annual Contributions as a Healthcare Safety Net

- o Hospitals also give back to the community by serving as the primary source of medical services for the state's 1.3 million uninsured, thus serving as the healthcare safety net for the most needy at a cost of over \$1.25 billion annually.
- o In 2012, uninsured patients presented at Community Medical Center on 19,293 occasions.
- o Hospitals provide a forum for non-salaried physicians to deliver services related to their individual practices.
- o New Jersey's general hospitals are predominantly not-for-profit entities – any excess revenue over expenses is returned to the community in the form of new medical technology, expanded hospital services, maintenance and expansion of physical infrastructure and the enhanced ability to hire & maintain skilled workforce.

Annual Taxes

- o Community Medical Center pays in excess of \$2,614,000 annually in taxes including:
 - 0.53 Percent Assessment: \$2,052,800
 - Adjusted Admissions Assessment: \$405,000
 - Newborn Screening Fees: \$156,200
 - Other assessments such as New Jersey Poison Information & Education System (NJPIES) and Maternal and Child Health Consortium Assessment
 - In addition, hospitals routinely support their local municipalities through special payments in lieu of taxes.

SFY 2014 Charity Care Subsidy Shortfall



Cooper University Hospital

Annual Contributions to the Local and State Economy

- o Total Expenditures: \$646,384,000
- o 3,599 full-time equivalent jobs, including:
 - Nursing: 839
 - Therapy: 139
 - Radiology: 173
 - Pharmacy: 65
 - Pathology and Laboratory: 151
 - Dietary/Housekeeping/Maintenance: 346
- o Purchased Services of \$35,088,000, including:
 - Contracted Labor: \$13,431,000
 - Pharmaceutical Drugs: \$13,261,000
 - Dietary/Laundry/Housekeeping Supplies: \$2,011,000
 - Building Supplies: \$3,000
 - Utilities: \$6,382,000 including:
 - \$3,754,000 in Electric
 - \$1,079,000 in Oil & Gas
 - \$1,549,000 in Water/Sewage/Disposal
- o Total Employee Payroll: \$275,548,000
- o Estimated State Income Taxes Paid by Employees: \$15,224,000

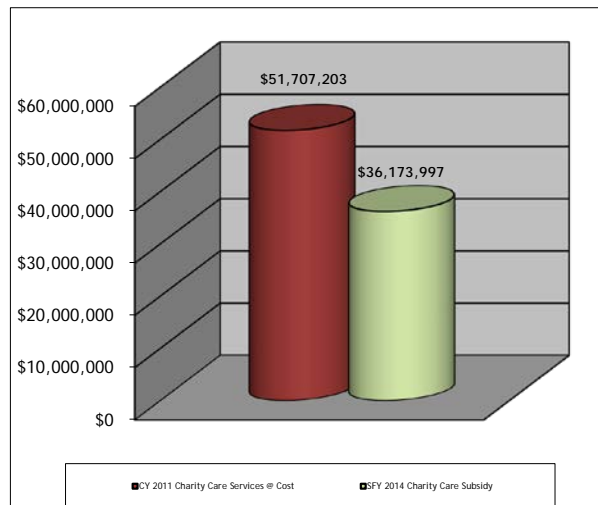
Annual Contributions as a Healthcare Safety Net

- o Hospitals also give back to the community by serving as the primary source of medical services for the state's 1.3 million uninsured, thus serving as the healthcare safety net for the most needy at a cost of over \$1.25 billion annually.
- o In 2012, uninsured patients presented at Cooper University Hospital on 31,104 occasions.
- o Hospitals provide a forum for non-salaried physicians to deliver services related to their individual practices.
- o New Jersey's general hospitals are predominantly not-for-profit entities – any excess revenue over expenses is returned to the community in the form of new medical technology, expanded hospital services, maintenance and expansion of physical infrastructure and the enhanced ability to hire & maintain skilled workforce.

Annual Taxes

- o Cooper University Hospital pays in excess of \$4,154,600 annually in taxes including:
 - 0.53 Percent Assessment: \$3,612,000
 - Adjusted Admissions Assessment: \$412,900
 - Newborn Screening Fees: \$129,700
 - Other assessments such as New Jersey Poison Information & Education System (NJPIES) and Maternal and Child Health Consortium Assessment
 - In addition, hospitals routinely support their local municipalities through special payments in lieu of taxes.

SFY 2014 Charity Care Subsidy Shortfall



Deborah Heart and Lung Center

Annual Contributions to the Local and State Economy

- o Total Expenditures: \$147,259,000
- o 797 full-time equivalent jobs, including:
 - Nursing: 170
 - Therapy: 27
 - Radiology: 41
 - Pharmacy: 20
 - Pathology and Laboratory: 38
 - Dietary/Housekeeping/Maintenance: 102
- o Purchased Services of \$8,100,000, including:
 - Contracted Labor: \$2,412,000
 - Pharmaceutical Drugs: \$3,030,000
 - Dietary/Laundry/Housekeeping Supplies: \$950,000
 - Building Supplies: \$0
 - Utilities: \$1,708,000 including:
 - \$1,127,000 in Electric
 - \$442,000 in Oil & Gas
 - \$139,000 in Water/Sewage/Disposal
- o Total Employee Payroll: \$63,174,000
- o Estimated State Income Taxes Paid by Employees: \$3,490,400

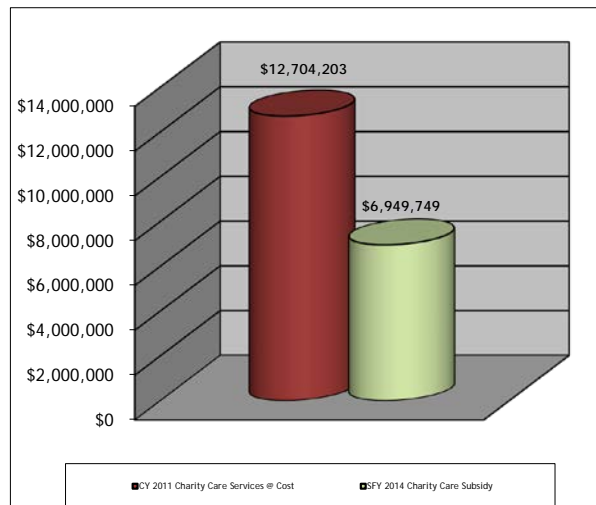
Annual Contributions as a Healthcare Safety Net

- o Hospitals also give back to the community by serving as the primary source of medical services for the state's 1.3 million uninsured, thus serving as the healthcare safety net for the most needy at a cost of over \$1.25 billion annually.
- o In 2012, uninsured patients presented at Deborah Heart and Lung Center on 6,798 occasions.
- o Hospitals provide a forum for non-salaried physicians to deliver services related to their individual practices.
- o New Jersey's general hospitals are predominantly not-for-profit entities – any excess revenue over expenses is returned to the community in the form of new medical technology, expanded hospital services, maintenance and expansion of physical infrastructure and the enhanced ability to hire & maintain skilled workforce.

Annual Taxes

- o Deborah Heart and Lung Center pays in excess of \$842,100 annually in taxes including:
 - 0.53 Percent Assessment: \$769,400
 - Adjusted Admissions Assessment: \$72,800
 - Newborn Screening Fees: \$0
 - Other assessments such as New Jersey Poison Information & Education System (NJPIES) and Maternal and Child Health Consortium Assessment
 - In addition, hospitals routinely support their local municipalities through special payments in lieu of taxes.

SFY 2014 Charity Care Subsidy Shortfall



East Orange General Hospital

Annual Contributions to the Local and State Economy

- o Total Expenditures: \$122,053,000
- o 1,027 full-time equivalent jobs, including:
 - Nursing: 269
 - Therapy: 29
 - Radiology: 32
 - Pharmacy: 0
 - Pathology and Laboratory: 32
 - Dietary/Housekeeping/Maintenance: 108
- o Purchased Services of \$13,388,000, including:
 - Contracted Labor: \$5,497,000
 - Pharmaceutical Drugs: \$4,402,000
 - Dietary/Laundry/Housekeeping Supplies: \$1,386,000
 - Building Supplies: \$114,000
 - Utilities: \$1,989,000 including:
 - \$1,237,000 in Electric
 - \$313,000 in Oil & Gas
 - \$439,000 in Water/Sewage/Disposal
- o Total Employee Payroll: \$53,851,000
- o Estimated State Income Taxes Paid by Employees: \$2,975,300

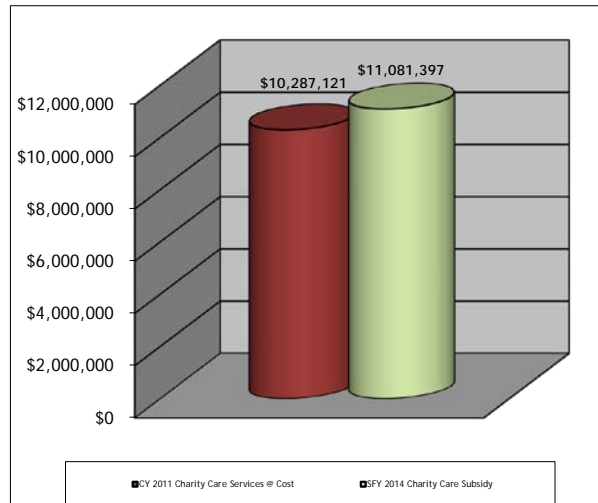
Annual Contributions as a Healthcare Safety Net

- o Hospitals also give back to the community by serving as the primary source of medical services for the state's 1.3 million uninsured, thus serving as the healthcare safety net for the most needy at a cost of over \$1.25 billion annually.
- o In 2012, uninsured patients presented at East Orange General Hospital on 26,103 occasions.
- o Hospitals provide a forum for non-salaried physicians to deliver services related to their individual practices.
- o New Jersey's general hospitals are predominantly not-for-profit entities – any excess revenue over expenses is returned to the community in the form of new medical technology, expanded hospital services, maintenance and expansion of physical infrastructure and the enhanced ability to hire & maintain skilled workforce.

Annual Taxes

- o East Orange General Hospital pays in excess of \$736,300 annually in taxes including:
 - 0.53 Percent Assessment: \$629,600
 - Adjusted Admissions Assessment: \$106,700
 - Newborn Screening Fees: \$0
 - Other assessments such as New Jersey Poison Information & Education System (NJPIES) and Maternal and Child Health Consortium Assessment
 - In addition, hospitals routinely support their local municipalities through special payments in lieu of taxes.

SFY 2014 Charity Care Subsidy Shortfall



Englewood Hospital and Medical Center

Annual Contributions to the Local and State Economy

- o Total Expenditures: \$385,336,000
- o 1,936 full-time equivalent jobs, including:
 - Nursing: 513
 - Therapy: 66
 - Radiology: 210
 - Pharmacy: 46
 - Pathology and Laboratory: 97
 - Dietary/Housekeeping/Maintenance: 118
- o Purchased Services of \$49,536,000, including:
 - Contracted Labor: \$21,812,000
 - Pharmaceutical Drugs: \$19,766,000
 - Dietary/Laundry/Housekeeping Supplies: \$2,382,000
 - Building Supplies: \$159,000
 - Utilities: \$5,417,000 including:
 - \$3,686,000 in Electric
 - \$1,060,000 in Oil & Gas
 - \$671,000 in Water/Sewage/Disposal
- o Total Employee Payroll: \$132,588,000
- o Estimated State Income Taxes Paid by Employees: \$7,325,500

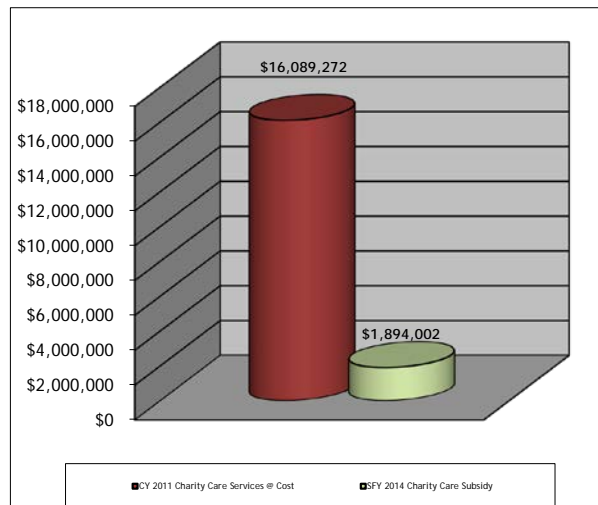
Annual Contributions as a Healthcare Safety Net

- o Hospitals also give back to the community by serving as the primary source of medical services for the state's 1.3 million uninsured, thus serving as the healthcare safety net for the most needy at a cost of over \$1.25 billion annually.
- o In 2012, uninsured patients presented at Englewood Hospital and Medical Center on 64,186 occasions.
- o Hospitals provide a forum for non-salaried physicians to deliver services related to their individual practices.
- o New Jersey's general hospitals are predominantly not-for-profit entities – any excess revenue over expenses is returned to the community in the form of new medical technology, expanded hospital services, maintenance and expansion of physical infrastructure and the enhanced ability to hire & maintain skilled workforce.

Annual Taxes

- o Englewood Hospital and Medical Center pays in excess of \$2,722,600 annually in taxes including:
 - 0.53 Percent Assessment: \$2,050,700
 - Adjusted Admissions Assessment: \$507,900
 - Newborn Screening Fees: \$164,100
 - Other assessments such as New Jersey Poison Information & Education System (NJPIES) and Maternal and Child Health Consortium Assessment
 - In addition, hospitals routinely support their local municipalities through special payments in lieu of taxes.

SFY 2014 Charity Care Subsidy Shortfall



Hackensack UMC Mountainside

Annual Contributions to the Local and State Economy

- o Total Expenditures: \$189,205,000
- o 1,242 full-time equivalent jobs, including:
 - Nursing: 310
 - Therapy: 38
 - Radiology: 58
 - Pharmacy: 23
 - Pathology and Laboratory: 57
 - Dietary/Housekeeping/Maintenance: 158
- o Purchased Services of \$39,011,000, including:
 - Contracted Labor: \$25,051,000
 - Pharmaceutical Drugs: \$9,179,000
 - Dietary/Laundry/Housekeeping Supplies: \$1,095,000
 - Building Supplies: \$233,000
 - Utilities: \$3,453,000 including:
 - \$2,558,000 in Electric
 - \$630,000 in Oil & Gas
 - \$265,000 in Water/Sewage/Disposal
- o Total Employee Payroll: \$85,130,000
- o Estimated State Income Taxes Paid by Employees: \$4,703,400

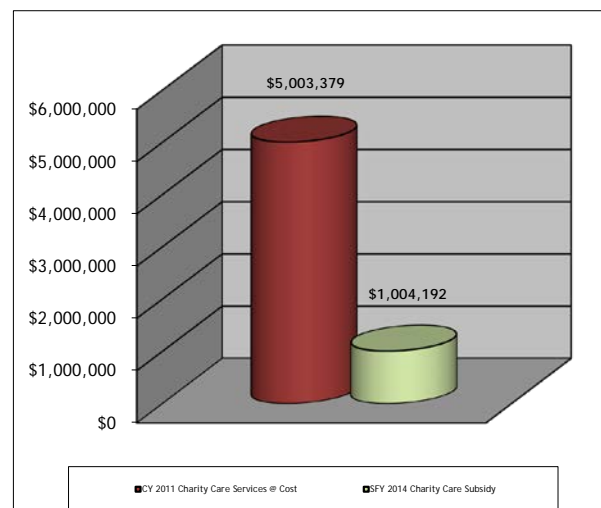
Annual Contributions as a Healthcare Safety Net

- o Hospitals also give back to the community by serving as the primary source of medical services for the state's 1.3 million uninsured, thus serving as the healthcare safety net for the most needy at a cost of over \$1.25 billion annually.
- o In 2012, uninsured patients presented at Hackensack UMC Mountainside on 10,500 occasions.
- o Hospitals provide a forum for non-salaried physicians to deliver services related to their individual practices.
- o New Jersey's general hospitals are predominantly not-for-profit entities – any excess revenue over expenses is returned to the community in the form of new medical technology, expanded hospital services, maintenance and expansion of physical infrastructure and the enhanced ability to hire & maintain skilled workforce.

Annual Taxes

- o Hackensack UMC Mountainside pays in excess of \$1,428,500 annually in taxes including:
 - 0.53 Percent Assessment: \$1,061,700
 - Adjusted Admissions Assessment: \$250,000
 - Newborn Screening Fees: \$116,800
 - Other assessments such as New Jersey Poison Information & Education System (NJPIES) and Maternal and Child Health Consortium Assessment
 - In addition, hospitals routinely support their local municipalities through special payments in lieu of taxes.

SFY 2014 Charity Care Subsidy Shortfall



Hackensack University Medical Center

Annual Contributions to the Local and State Economy

- o Total Expenditures: \$1,360,599,000
- o 10,440 full-time equivalent jobs, including:
 - Nursing: 2,590
 - Therapy: 275
 - Radiology: 910
 - Pharmacy: 241
 - Pathology and Laboratory: 466
 - Dietary/Housekeeping/Maintenance: 914
- o Purchased Services of \$164,963,000, including:
 - Contracted Labor: \$23,129,000
 - Pharmaceutical Drugs: \$111,294,000
 - Dietary/Laundry/Housekeeping Supplies: \$7,823,000
 - Building Supplies: \$618,000
 - Utilities: \$22,099,000 including:
 - \$16,189,000 in Electric
 - \$4,895,000 in Oil & Gas
 - \$1,015,000 in Water/Sewage/Disposal
- o Total Employee Payroll: \$570,704,000
- o Estimated State Income Taxes Paid by Employees: \$31,531,400

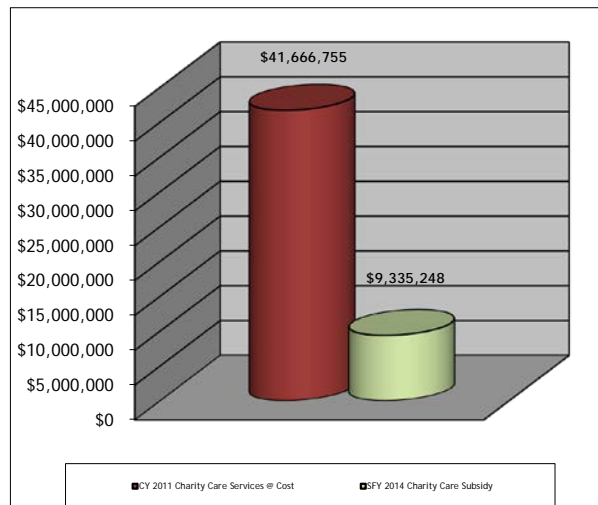
Annual Contributions as a Healthcare Safety Net

- o Hospitals also give back to the community by serving as the primary source of medical services for the state's 1.3 million uninsured, thus serving as the healthcare safety net for the most needy at a cost of over \$1.25 billion annually.
- o In 2012, uninsured patients presented at Hackensack University Medical Center on 325,778 occasions.
- o Hospitals provide a forum for non-salaried physicians to deliver services related to their individual practices.
- o New Jersey's general hospitals are predominantly not-for-profit entities – any excess revenue over expenses is returned to the community in the form of new medical technology, expanded hospital services, maintenance and expansion of physical infrastructure and the enhanced ability to hire & maintain skilled workforce.

Annual Taxes

- o Hackensack University Medical Center pays in excess of \$8,855,100 annually in taxes including:
 - 0.53 Percent Assessment: \$7,518,200
 - Adjusted Admissions Assessment: \$833,800
 - Newborn Screening Fees: \$503,000
 - Other assessments such as New Jersey Poison Information & Education System (NJPIES) and Maternal and Child Health Consortium Assessment
 - In addition, hospitals routinely support their local municipalities through special payments in lieu of taxes.

SFY 2014 Charity Care Subsidy Shortfall



Hackettstown Regional Medical Center

Annual Contributions to the Local and State Economy

- o Total Expenditures: \$94,001,000
- o 613 full-time equivalent jobs, including:
 - Nursing: 130
 - Therapy: 28
 - Radiology: 46
 - Pharmacy: 18
 - Pathology and Laboratory: 31
 - Dietary/Housekeeping/Maintenance: 65
- o Purchased Services of \$18,738,000, including:
 - Contracted Labor: \$13,466,000
 - Pharmaceutical Drugs: \$2,921,000
 - Dietary/Laundry/Housekeeping Supplies: \$596,000
 - Building Supplies: \$395,000
 - Utilities: \$1,360,000 including:
 - \$877,000 in Electric
 - \$265,000 in Oil & Gas
 - \$218,000 in Water/Sewage/Disposal
- o Total Employee Payroll: \$37,903,000
- o Estimated State Income Taxes Paid by Employees: \$2,094,100

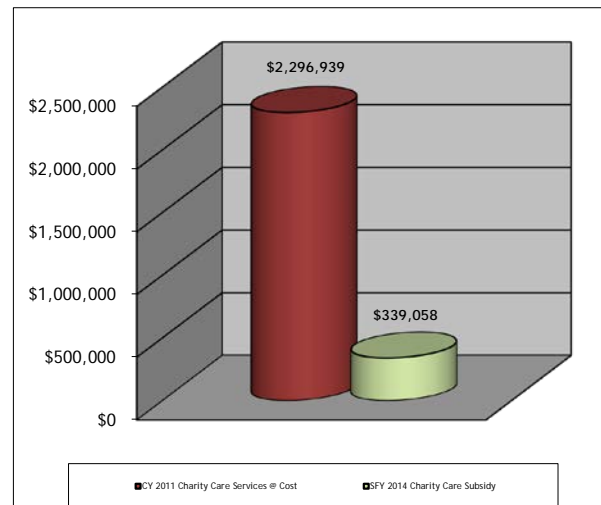
Annual Contributions as a Healthcare Safety Net

- o Hospitals also give back to the community by serving as the primary source of medical services for the state's 1.3 million uninsured, thus serving as the healthcare safety net for the most needy at a cost of over \$1.25 billion annually.
- o In 2012, uninsured patients presented at Hackettstown Regional Medical Center on 8,316 occasions.
- o Hospitals provide a forum for non-salaried physicians to deliver services related to their individual practices.
- o New Jersey's general hospitals are predominantly not-for-profit entities – any excess revenue over expenses is returned to the community in the form of new medical technology, expanded hospital services, maintenance and expansion of physical infrastructure and the enhanced ability to hire & maintain skilled workforce.

Annual Taxes

- o Hackettstown Regional Medical Center pays in excess of \$629,900 annually in taxes including:
 - 0.53 Percent Assessment: \$503,000
 - Adjusted Admissions Assessment: \$82,700
 - Newborn Screening Fees: \$44,100
 - Other assessments such as New Jersey Poison Information & Education System (NJPIES) and Maternal and Child Health Consortium Assessment
 - In addition, hospitals routinely support their local municipalities through special payments in lieu of taxes.

SFY 2014 Charity Care Subsidy Shortfall



Hoboken University Medical Center

Annual Contributions to the Local and State Economy

- o Total Expenditures: \$152,175,000
- o 1,022 full-time equivalent jobs, including:
 - Nursing: 231
 - Therapy: 26
 - Radiology: 8
 - Pharmacy: 27
 - Pathology and Laboratory: 42
 - Dietary/Housekeeping/Maintenance: 150
- o Purchased Services of \$28,982,000, including:
 - Contracted Labor: \$22,237,000
 - Pharmaceutical Drugs: \$4,994,000
 - Dietary/Laundry/Housekeeping Supplies: \$240,000
 - Building Supplies: \$45,000
 - Utilities: \$1,466,000 including:
 - \$769,000 in Electric
 - \$316,000 in Oil & Gas
 - \$381,000 in Water/Sewage/Disposal
- o Total Employee Payroll: \$61,817,000
- o Estimated State Income Taxes Paid by Employees: \$3,415,400

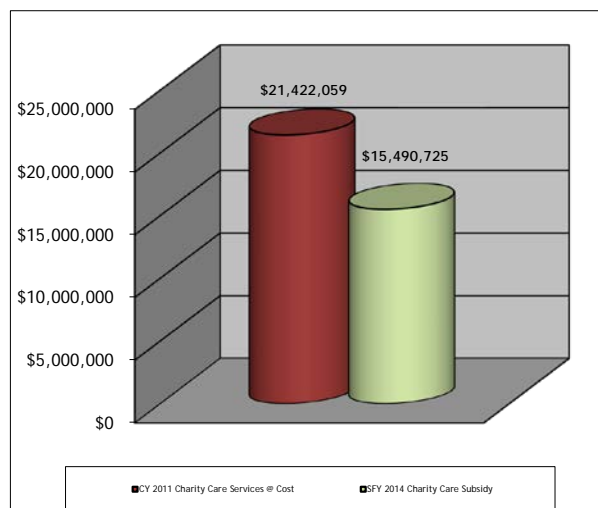
Annual Contributions as a Healthcare Safety Net

- o Hospitals also give back to the community by serving as the primary source of medical services for the state's 1.3 million uninsured, thus serving as the healthcare safety net for the most needy at a cost of over \$1.25 billion annually.
- o In 2012, uninsured patients presented at Hoboken University Medical Center on 58,003 occasions.
- o Hospitals provide a forum for non-salaried physicians to deliver services related to their individual practices.
- o New Jersey's general hospitals are predominantly not-for-profit entities – any excess revenue over expenses is returned to the community in the form of new medical technology, expanded hospital services, maintenance and expansion of physical infrastructure and the enhanced ability to hire & maintain skilled workforce.

Annual Taxes

- o Hoboken University Medical Center pays in excess of \$1,136,700 annually in taxes including:
 - 0.53 Percent Assessment: \$901,900
 - Adjusted Admissions Assessment: \$146,700
 - Newborn Screening Fees: \$88,200
 - Other assessments such as New Jersey Poison Information & Education System (NJPIES) and Maternal and Child Health Consortium Assessment
 - In addition, hospitals routinely support their local municipalities through special payments in lieu of taxes.

SFY 2014 Charity Care Subsidy Shortfall



Holy Name Medical Center

Annual Contributions to the Local and State Economy

- o Total Expenditures: \$287,947,000
- o 1,768 full-time equivalent jobs, including:
 - Nursing: 400
 - Therapy: 67
 - Radiology: 180
 - Pharmacy: 37
 - Pathology and Laboratory: 107
 - Dietary/Housekeeping/Maintenance: 191
- o Purchased Services of \$45,299,000, including:
 - Contracted Labor: \$17,556,000
 - Pharmaceutical Drugs: \$21,815,000
 - Dietary/Laundry/Housekeeping Supplies: \$2,275,000
 - Building Supplies: \$266,000
 - Utilities: \$3,387,000 including:
 - \$2,545,000 in Electric
 - \$306,000 in Oil & Gas
 - \$536,000 in Water/Sewage/Disposal
- o Total Employee Payroll: \$123,555,000
- o Estimated State Income Taxes Paid by Employees: \$6,826,400

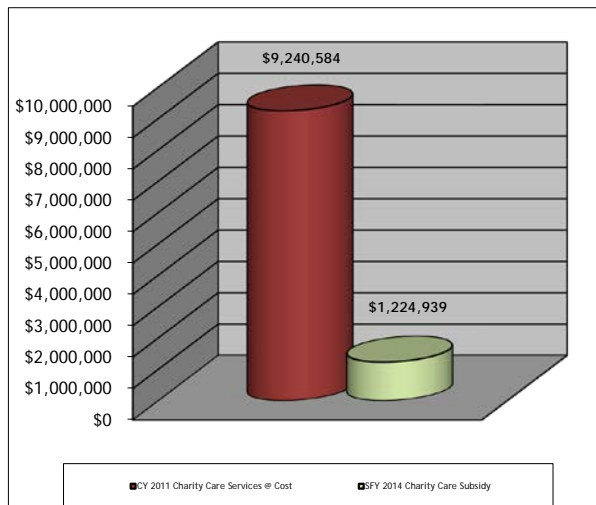
Annual Contributions as a Healthcare Safety Net

- o Hospitals also give back to the community by serving as the primary source of medical services for the state's 1.3 million uninsured, thus serving as the healthcare safety net for the most needy at a cost of over \$1.25 billion annually.
- o In 2012, uninsured patients presented at Holy Name Medical Center on 21,708 occasions.
- o Hospitals provide a forum for non-salaried physicians to deliver services related to their individual practices.
- o New Jersey's general hospitals are predominantly not-for-profit entities – any excess revenue over expenses is returned to the community in the form of new medical technology, expanded hospital services, maintenance and expansion of physical infrastructure and the enhanced ability to hire & maintain skilled workforce.

Annual Taxes

- o Holy Name Medical Center pays in excess of \$2,167,300 annually in taxes including:
 - 0.53 Percent Assessment: \$1,613,900
 - Adjusted Admissions Assessment: \$405,400
 - Newborn Screening Fees: \$148,100
 - Other assessments such as New Jersey Poison Information & Education System (NJPIES) and Maternal and Child Health Consortium Assessment
 - In addition, hospitals routinely support their local municipalities through special payments in lieu of taxes.

SFY 2014 Charity Care Subsidy Shortfall



Hunterdon Medical Center

Annual Contributions to the Local and State Economy

- o Total Expenditures: \$268,441,000
- o 1,707 full-time equivalent jobs, including:
 - Nursing: 270
 - Therapy: 65
 - Radiology: 110
 - Pharmacy: 26
 - Pathology and Laboratory: 72
 - Dietary/Housekeeping/Maintenance: 131
- o Purchased Services of \$13,781,000, including:
 - Contracted Labor: \$4,540,000
 - Pharmaceutical Drugs: \$4,954,000
 - Dietary/Laundry/Housekeeping Supplies: \$1,005,000
 - Building Supplies: \$338,000
 - Utilities: \$2,944,000 including:
 - \$1,824,000 in Electric
 - \$717,000 in Oil & Gas
 - \$403,000 in Water/Sewage/Disposal
- o Total Employee Payroll: \$118,832,000
- o Estimated State Income Taxes Paid by Employees: \$6,565,500

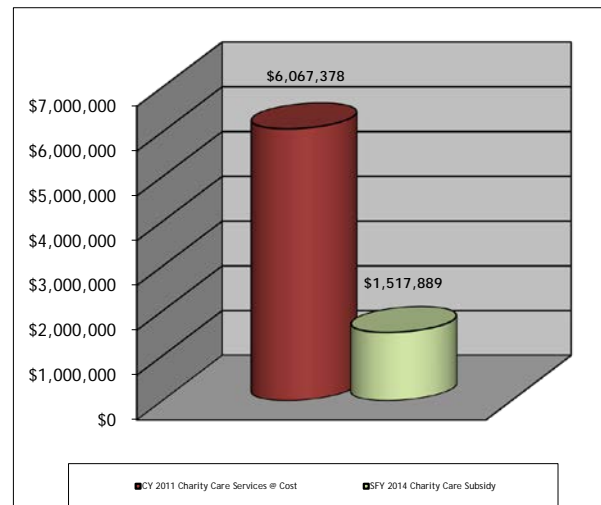
Annual Contributions as a Healthcare Safety Net

- o Hospitals also give back to the community by serving as the primary source of medical services for the state's 1.3 million uninsured, thus serving as the healthcare safety net for the most needy at a cost of over \$1.25 billion annually.
- o In 2012, uninsured patients presented at Hunterdon Medical Center on 31,080 occasions.
- o Hospitals provide a forum for non-salaried physicians to deliver services related to their individual practices.
- o New Jersey's general hospitals are predominantly not-for-profit entities – any excess revenue over expenses is returned to the community in the form of new medical technology, expanded hospital services, maintenance and expansion of physical infrastructure and the enhanced ability to hire & maintain skilled workforce.

Annual Taxes

- o Hunterdon Medical Center pays in excess of \$1,804,100 annually in taxes including:
 - 0.53 Percent Assessment: \$1,477,100
 - Adjusted Admissions Assessment: \$241,200
 - Newborn Screening Fees: \$85,800
 - Other assessments such as New Jersey Poison Information & Education System (NJPIES) and Maternal and Child Health Consortium Assessment
 - In addition, hospitals routinely support their local municipalities through special payments in lieu of taxes.

SFY 2014 Charity Care Subsidy Shortfall



Inspira Medical Center - Elmer

Annual Contributions to the Local and State Economy

- o Total Expenditures: \$57,962,000
- o 395 full-time equivalent jobs, including:
 - Nursing: 99
 - Therapy: 13
 - Radiology: 31
 - Pharmacy: 8
 - Pathology and Laboratory: 17
 - Dietary/Housekeeping/Maintenance: 46
- o Purchased Services of \$5,462,000, including:
 - Contracted Labor: \$3,355,000
 - Pharmaceutical Drugs: \$869,000
 - Dietary/Laundry/Housekeeping Supplies: \$405,000
 - Building Supplies: \$5,000
 - Utilities: \$828,000 including:
 - \$578,000 in Electric
 - \$138,000 in Oil & Gas
 - \$112,000 in Water/Sewage/Disposal
- o Total Employee Payroll: \$25,830,000
- o Estimated State Income Taxes Paid by Employees: \$1,427,100

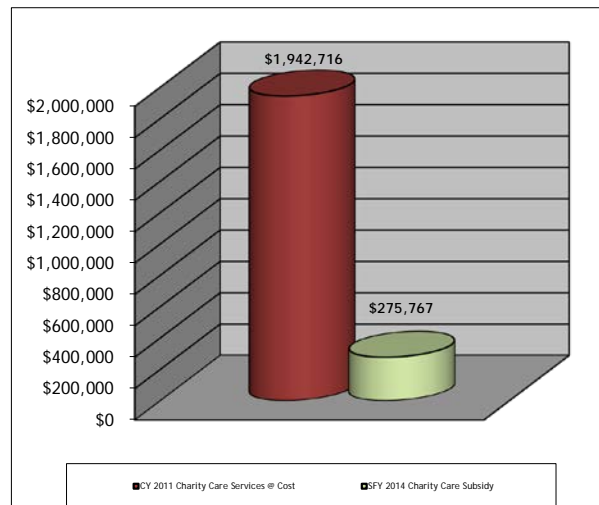
Annual Contributions as a Healthcare Safety Net

- o Hospitals also give back to the community by serving as the primary source of medical services for the state's 1.3 million uninsured, thus serving as the healthcare safety net for the most needy at a cost of over \$1.25 billion annually.
- o In 2012, uninsured patients presented at Inspira Medical Center - Elmer on 5,959 occasions.
- o Hospitals provide a forum for non-salaried physicians to deliver services related to their individual practices.
- o New Jersey's general hospitals are predominantly not-for-profit entities – any excess revenue over expenses is returned to the community in the form of new medical technology, expanded hospital services, maintenance and expansion of physical infrastructure and the enhanced ability to hire & maintain skilled workforce.

Annual Taxes

- o Inspira Medical Center - Elmer pays in excess of \$517,700 annually in taxes including:
 - 0.53 Percent Assessment: \$404,800
 - Adjusted Admissions Assessment: \$82,000
 - Newborn Screening Fees: \$30,900
 - Other assessments such as New Jersey Poison Information & Education System (NJPIES) and Maternal and Child Health Consortium Assessment
 - In addition, hospitals routinely support their local municipalities through special payments in lieu of taxes.

SFY 2014 Charity Care Subsidy Shortfall



Inspira Medical Center - Vineland

Annual Contributions to the Local and State Economy

- o Total Expenditures: \$320,662,000
- o 2,133 full-time equivalent jobs, including:
 - Nursing: 590
 - Therapy: 46
 - Radiology: 168
 - Pharmacy: 32
 - Pathology and Laboratory: 101
 - Dietary/Housekeeping/Maintenance: 205
- o Purchased Services of \$33,286,000, including:
 - Contracted Labor: \$20,215,000
 - Pharmaceutical Drugs: \$6,274,000
 - Dietary/Laundry/Housekeeping Supplies: \$2,041,000
 - Building Supplies: \$27,000
 - Utilities: \$4,729,000 including:
 - \$3,272,000 in Electric
 - \$1,010,000 in Oil & Gas
 - \$447,000 in Water/Sewage/Disposal
- o Total Employee Payroll: \$135,715,000
- o Estimated State Income Taxes Paid by Employees: \$7,498,300

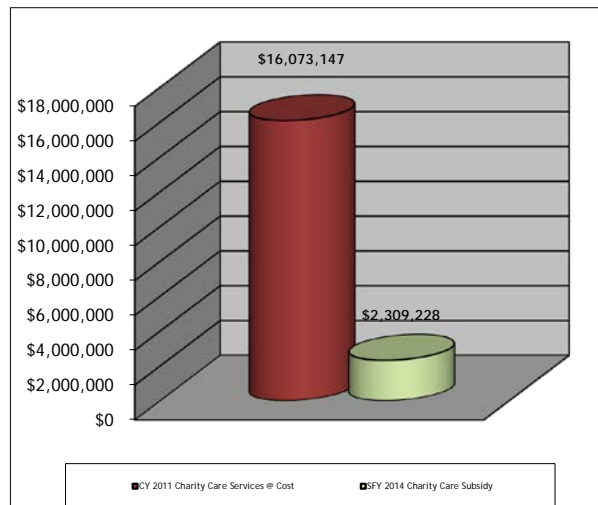
Annual Contributions as a Healthcare Safety Net

- o Hospitals also give back to the community by serving as the primary source of medical services for the state's 1.3 million uninsured, thus serving as the healthcare safety net for the most needy at a cost of over \$1.25 billion annually.
- o In 2012, uninsured patients presented at Inspira Medical Center - Vineland on 47,426 occasions.
- o Hospitals provide a forum for non-salaried physicians to deliver services related to their individual practices.
- o New Jersey's general hospitals are predominantly not-for-profit entities – any excess revenue over expenses is returned to the community in the form of new medical technology, expanded hospital services, maintenance and expansion of physical infrastructure and the enhanced ability to hire & maintain skilled workforce.

Annual Taxes

- o Inspira Medical Center - Vineland pays in excess of \$2,316,800 annually in taxes including:
 - 0.53 Percent Assessment: \$1,724,300
 - Adjusted Admissions Assessment: \$379,900
 - Newborn Screening Fees: \$212,700
 - Other assessments such as New Jersey Poison Information & Education System (NJPIES) and Maternal and Child Health Consortium Assessment
 - In addition, hospitals routinely support their local municipalities through special payments in lieu of taxes.

SFY 2014 Charity Care Subsidy Shortfall



Inspira Medical Center - Woodbury

Annual Contributions to the Local and State Economy

- o Total Expenditures: \$184,454,000
- o 1,273 full-time equivalent jobs, including:
 - Nursing: 348
 - Therapy: 40
 - Radiology: 61
 - Pharmacy: 25
 - Pathology and Laboratory: 60
 - Dietary/Housekeeping/Maintenance: 117
- o Purchased Services of \$29,063,000, including:
 - Contracted Labor: \$17,914,000
 - Pharmaceutical Drugs: \$5,766,000
 - Dietary/Laundry/Housekeeping Supplies: \$2,049,000
 - Building Supplies: \$0
 - Utilities: \$3,334,000 including:
 - \$1,708,000 in Electric
 - \$1,185,000 in Oil & Gas
 - \$441,000 in Water/Sewage/Disposal
- o Total Employee Payroll: \$80,372,000
- o Estimated State Income Taxes Paid by Employees: \$4,440,600

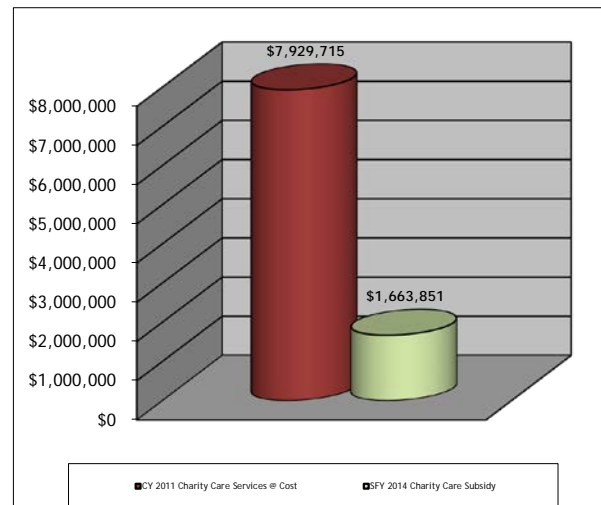
Annual Contributions as a Healthcare Safety Net

- o Hospitals also give back to the community by serving as the primary source of medical services for the state's 1.3 million uninsured, thus serving as the healthcare safety net for the most needy at a cost of over \$1.25 billion annually.
- o In 2012, uninsured patients presented at Inspira Medical Center - Woodbury on 26,591 occasions.
- o Hospitals provide a forum for non-salaried physicians to deliver services related to their individual practices.
- o New Jersey's general hospitals are predominantly not-for-profit entities – any excess revenue over expenses is returned to the community in the form of new medical technology, expanded hospital services, maintenance and expansion of physical infrastructure and the enhanced ability to hire & maintain skilled workforce.

Annual Taxes

- o Inspira Medical Center - Woodbury pays in excess of \$1,234,700 annually in taxes including:
 - 0.53 Percent Assessment: \$947,300
 - Adjusted Admissions Assessment: \$207,400
 - Newborn Screening Fees: \$79,900
 - Other assessments such as New Jersey Poison Information & Education System (NJPIES) and Maternal and Child Health Consortium Assessment
 - In addition, hospitals routinely support their local municipalities through special payments in lieu of taxes.

SFY 2014 Charity Care Subsidy Shortfall



Jersey City Medical Center

Annual Contributions to the Local and State Economy

- o Total Expenditures: \$342,679,000
- o 1,904 full-time equivalent jobs, including:
 - Nursing: 525
 - Therapy: 52
 - Radiology: 61
 - Pharmacy: 26
 - Pathology and Laboratory: 41
 - Dietary/Housekeeping/Maintenance: 154
- o Purchased Services of \$69,653,000, including:
 - Contracted Labor: \$57,037,000
 - Pharmaceutical Drugs: \$7,928,000
 - Dietary/Laundry/Housekeeping Supplies: \$1,788,000
 - Building Supplies: \$448,000
 - Utilities: \$2,452,000 including:
 - \$2,027,000 in Electric
 - \$24,000 in Oil & Gas
 - \$401,000 in Water/Sewage/Disposal
- o Total Employee Payroll: \$129,364,000
- o Estimated State Income Taxes Paid by Employees: \$7,147,400

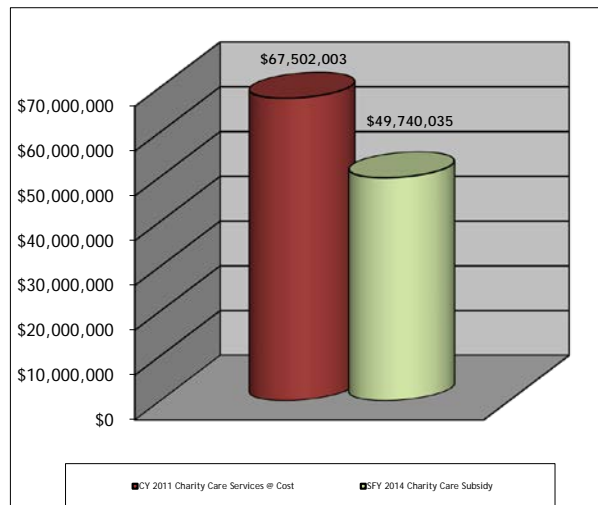
Annual Contributions as a Healthcare Safety Net

- o Hospitals also give back to the community by serving as the primary source of medical services for the state's 1.3 million uninsured, thus serving as the healthcare safety net for the most needy at a cost of over \$1.25 billion annually.
- o In 2012, uninsured patients presented at Jersey City Medical Center on 46,107 occasions.
- o Hospitals provide a forum for non-salaried physicians to deliver services related to their individual practices.
- o New Jersey's general hospitals are predominantly not-for-profit entities – any excess revenue over expenses is returned to the community in the form of new medical technology, expanded hospital services, maintenance and expansion of physical infrastructure and the enhanced ability to hire & maintain skilled workforce.

Annual Taxes

- o Jersey City Medical Center pays in excess of \$2,280,200 annually in taxes including:
 - 0.53 Percent Assessment: \$1,891,500
 - Adjusted Admissions Assessment: \$255,200
 - Newborn Screening Fees: \$133,600
 - Other assessments such as New Jersey Poison Information & Education System (NJPIES) and Maternal and Child Health Consortium Assessment
 - In addition, hospitals routinely support their local municipalities through special payments in lieu of taxes.

SFY 2014 Charity Care Subsidy Shortfall



Jersey Shore University Medical Center

Annual Contributions to the Local and State Economy

- o Total Expenditures: \$577,808,000
- o 3,132 full-time equivalent jobs, including:
 - Nursing: 970
 - Therapy: 94
 - Radiology: 145
 - Pharmacy: 81
 - Pathology and Laboratory: 114
 - Dietary/Housekeeping/Maintenance: 287
- o Purchased Services of \$65,306,000, including:
 - Contracted Labor: \$29,167,000
 - Pharmaceutical Drugs: \$22,566,000
 - Dietary/Laundry/Housekeeping Supplies: \$5,485,000
 - Building Supplies: \$1,028,000
 - Utilities: \$7,060,000 including:
 - \$3,954,000 in Electric
 - \$2,468,000 in Oil & Gas
 - \$638,000 in Water/Sewage/Disposal
- o Total Employee Payroll: \$215,046,000
- o Estimated State Income Taxes Paid by Employees: \$11,881,300

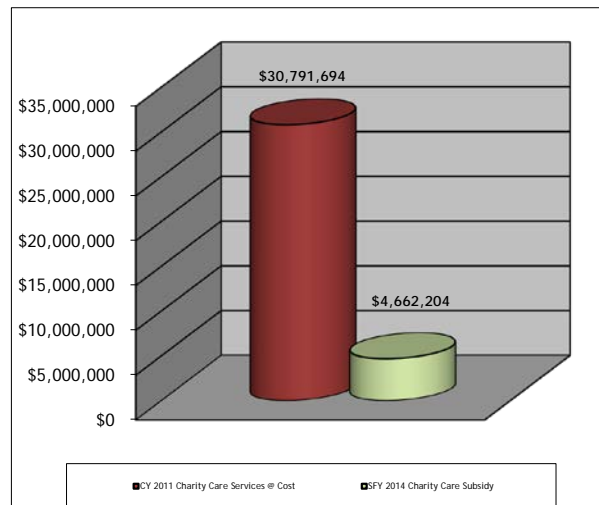
Annual Contributions as a Healthcare Safety Net

- o Hospitals also give back to the community by serving as the primary source of medical services for the state's 1.3 million uninsured, thus serving as the healthcare safety net for the most needy at a cost of over \$1.25 billion annually.
- o In 2012, uninsured patients presented at Jersey Shore University Medical Center on 46,751 occasions.
- o Hospitals provide a forum for non-salaried physicians to deliver services related to their individual practices.
- o New Jersey's general hospitals are predominantly not-for-profit entities – any excess revenue over expenses is returned to the community in the form of new medical technology, expanded hospital services, maintenance and expansion of physical infrastructure and the enhanced ability to hire & maintain skilled workforce.

Annual Taxes

- o Jersey Shore University Medical Center pays in excess of \$3,832,700 annually in taxes including:
 - 0.53 Percent Assessment: \$3,266,500
 - Adjusted Admissions Assessment: \$411,400
 - Newborn Screening Fees: \$154,900
 - Other assessments such as New Jersey Poison Information & Education System (NJPIES) and Maternal and Child Health Consortium Assessment
 - In addition, hospitals routinely support their local municipalities through special payments in lieu of taxes.

SFY 2014 Charity Care Subsidy Shortfall



JFK Medical Center

Annual Contributions to the Local and State Economy

- o Total Expenditures: \$383,328,000
- o 2,620 full-time equivalent jobs, including:
 - Nursing: 523
 - Therapy: 37
 - Radiology: 138
 - Pharmacy: 57
 - Pathology and Laboratory: 121
 - Dietary/Housekeeping/Maintenance: 261
- o Purchased Services of \$79,700,000, including:
 - Contracted Labor: \$50,217,000
 - Pharmaceutical Drugs: \$22,593,000
 - Dietary/Laundry/Housekeeping Supplies: \$2,571,000
 - Building Supplies: \$380,000
 - Utilities: \$3,939,000 including:
 - \$2,986,000 in Electric
 - \$493,000 in Oil & Gas
 - \$460,000 in Water/Sewage/Disposal
- o Total Employee Payroll: \$165,813,000
- o Estimated State Income Taxes Paid by Employees: \$9,161,200

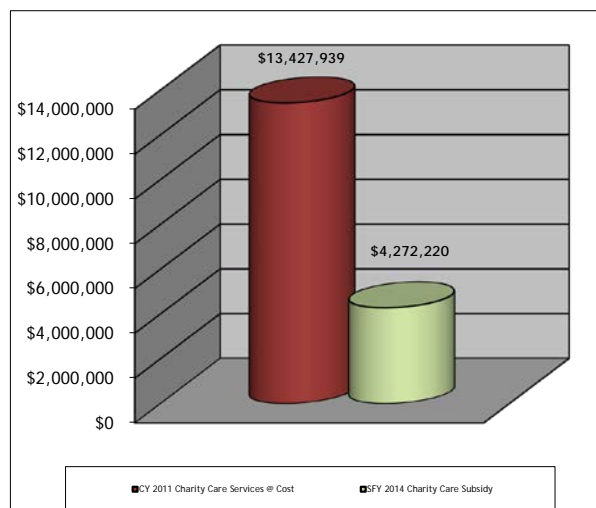
Annual Contributions as a Healthcare Safety Net

- o Hospitals also give back to the community by serving as the primary source of medical services for the state's 1.3 million uninsured, thus serving as the healthcare safety net for the most needy at a cost of over \$1.25 billion annually.
- o In 2012, uninsured patients presented at JFK Medical Center on 23,650 occasions.
- o Hospitals provide a forum for non-salaried physicians to deliver services related to their individual practices.
- o New Jersey's general hospitals are predominantly not-for-profit entities – any excess revenue over expenses is returned to the community in the form of new medical technology, expanded hospital services, maintenance and expansion of physical infrastructure and the enhanced ability to hire & maintain skilled workforce.

Annual Taxes

- o JFK Medical Center pays in excess of \$2,659,300 annually in taxes including:
 - 0.53 Percent Assessment: \$2,089,500
 - Adjusted Admissions Assessment: \$345,500
 - Newborn Screening Fees: \$224,400
 - Other assessments such as New Jersey Poison Information & Education System (NJPIES) and Maternal and Child Health Consortium Assessment
 - In addition, hospitals routinely support their local municipalities through special payments in lieu of taxes.

SFY 2014 Charity Care Subsidy Shortfall



Kennedy University Hospital - Cherry Hill

Annual Contributions to the Local and State Economy

- o Total Expenditures: \$107,898,000
- o 715 full-time equivalent jobs, including:
 - Nursing: 230
 - Therapy: 20
 - Radiology: 46
 - Pharmacy: 19
 - Pathology and Laboratory: 31
 - Dietary/Housekeeping/Maintenance: 92
- o Purchased Services of \$16,207,000, including:
 - Contracted Labor: \$9,495,000
 - Pharmaceutical Drugs: \$3,607,000
 - Dietary/Laundry/Housekeeping Supplies: \$1,270,000
 - Building Supplies: \$15,000
 - Utilities: \$1,820,000 including:
 - \$1,311,000 in Electric
 - \$145,000 in Oil & Gas
 - \$364,000 in Water/Sewage/Disposal
- o Total Employee Payroll: \$44,927,000
- o Estimated State Income Taxes Paid by Employees: \$2,482,200

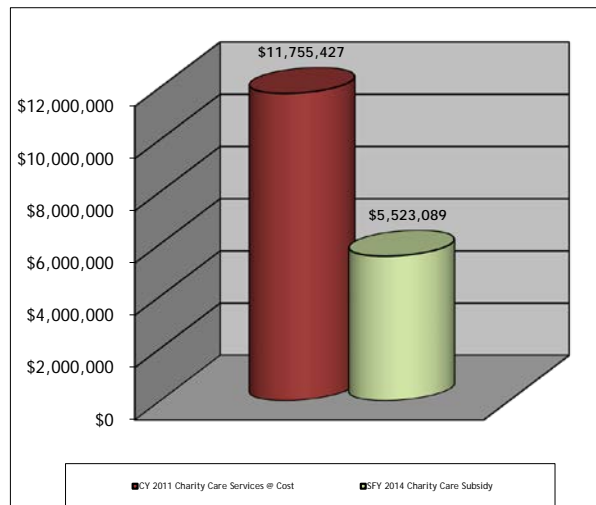
Annual Contributions as a Healthcare Safety Net

- o Hospitals also give back to the community by serving as the primary source of medical services for the state's 1.3 million uninsured, thus serving as the healthcare safety net for the most needy at a cost of over \$1.25 billion annually.
- o In 2012, uninsured patients presented at Kennedy University Hospital - Cherry Hill on 10,876 occasions.
- o Hospitals provide a forum for non-salaried physicians to deliver services related to their individual practices.
- o New Jersey's general hospitals are predominantly not-for-profit entities – any excess revenue over expenses is returned to the community in the form of new medical technology, expanded hospital services, maintenance and expansion of physical infrastructure and the enhanced ability to hire & maintain skilled workforce.

Annual Taxes

- o Kennedy University Hospital - Cherry Hill pays in excess of \$663,300 annually in taxes including:
 - 0.53 Percent Assessment: \$560,200
 - Adjusted Admissions Assessment: \$103,000
 - Newborn Screening Fees: \$0
 - Other assessments such as New Jersey Poison Information & Education System (NJPIES) and Maternal and Child Health Consortium Assessment
 - In addition, hospitals routinely support their local municipalities through special payments in lieu of taxes.

SFY 2014 Charity Care Subsidy Shortfall



Kennedy University Hospital - Stratford

Annual Contributions to the Local and State Economy

- o Total Expenditures: \$129,569,000
- o 795 full-time equivalent jobs, including:
 - Nursing: 174
 - Therapy: 20
 - Radiology: 52
 - Pharmacy: 22
 - Pathology and Laboratory: 31
 - Dietary/Housekeeping/Maintenance: 96
- o Purchased Services of \$19,441,000, including:
 - Contracted Labor: \$10,738,000
 - Pharmaceutical Drugs: \$5,731,000
 - Dietary/Laundry/Housekeeping Supplies: \$1,189,000
 - Building Supplies: \$14,000
 - Utilities: \$1,769,000 including:
 - \$1,098,000 in Electric
 - \$336,000 in Oil & Gas
 - \$335,000 in Water/Sewage/Disposal
- o Total Employee Payroll: \$50,827,000
- o Estimated State Income Taxes Paid by Employees: \$2,808,200

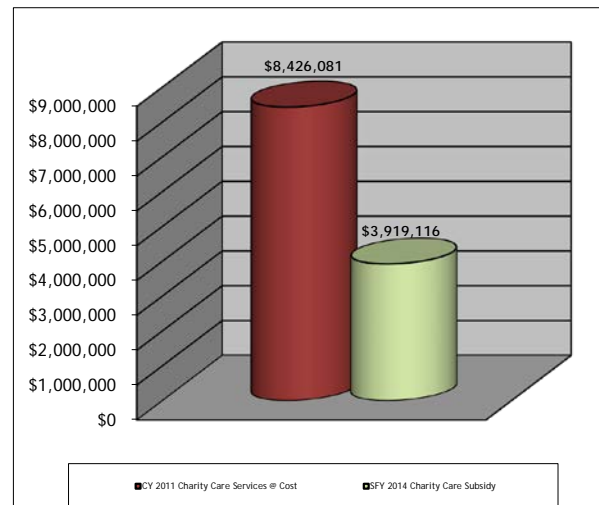
Annual Contributions as a Healthcare Safety Net

- o Hospitals also give back to the community by serving as the primary source of medical services for the state's 1.3 million uninsured, thus serving as the healthcare safety net for the most needy at a cost of over \$1.25 billion annually.
- o In 2012, uninsured patients presented at Kennedy University Hospital - Stratford on 30,237 occasions.
- o Hospitals provide a forum for non-salaried physicians to deliver services related to their individual practices.
- o New Jersey's general hospitals are predominantly not-for-profit entities – any excess revenue over expenses is returned to the community in the form of new medical technology, expanded hospital services, maintenance and expansion of physical infrastructure and the enhanced ability to hire & maintain skilled workforce.

Annual Taxes

- o Kennedy University Hospital - Stratford pays in excess of \$749,500 annually in taxes including:
 - 0.53 Percent Assessment: \$637,200
 - Adjusted Admissions Assessment: \$112,200
 - Newborn Screening Fees: \$0
 - Other assessments such as New Jersey Poison Information & Education System (NJPIES) and Maternal and Child Health Consortium Assessment
 - In addition, hospitals routinely support their local municipalities through special payments in lieu of taxes.

SFY 2014 Charity Care Subsidy Shortfall



Kennedy University Hospital - Washington Township

Annual Contributions to the Local and State Economy

- o Total Expenditures: \$237,173,000
- o 1,314 full-time equivalent jobs, including:
 - Nursing: 385
 - Therapy: 33
 - Radiology: 116
 - Pharmacy: 27
 - Pathology and Laboratory: 59
 - Dietary/Housekeeping/Maintenance: 129
- o Purchased Services of \$38,447,000, including:
 - Contracted Labor: \$22,165,000
 - Pharmaceutical Drugs: \$11,430,000
 - Dietary/Laundry/Housekeeping Supplies: \$1,823,000
 - Building Supplies: \$16,000
 - Utilities: \$3,013,000 including:
 - \$2,186,000 in Electric
 - \$388,000 in Oil & Gas
 - \$439,000 in Water/Sewage/Disposal
- o Total Employee Payroll: \$86,269,000
- o Estimated State Income Taxes Paid by Employees: \$4,766,400

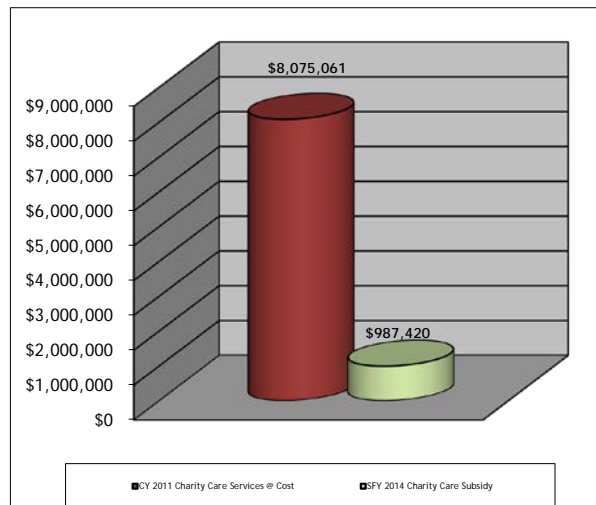
Annual Contributions as a Healthcare Safety Net

- o Hospitals also give back to the community by serving as the primary source of medical services for the state's 1.3 million uninsured, thus serving as the healthcare safety net for the most needy at a cost of over \$1.25 billion annually.
- o In 2012, uninsured patients presented at Kennedy University Hospital - Washington Township on 15,506 occasions.
- o Hospitals provide a forum for non-salaried physicians to deliver services related to their individual practices.
- o New Jersey's general hospitals are predominantly not-for-profit entities – any excess revenue over expenses is returned to the community in the form of new medical technology, expanded hospital services, maintenance and expansion of physical infrastructure and the enhanced ability to hire & maintain skilled workforce.

Annual Taxes

- o Kennedy University Hospital - Washington Township pays in excess of \$1,690,500 annually in taxes
 - 0.53 Percent Assessment: \$1,379,400
 - Adjusted Admissions Assessment: \$225,300
 - Newborn Screening Fees: \$85,800
 - Other assessments such as New Jersey Poison Information & Education System (NJPIES) and Maternal and Child Health Consortium Assessment
 - In addition, hospitals routinely support their local municipalities through special payments in lieu of taxes.

SFY 2014 Charity Care Subsidy Shortfall



Kimball Medical Center

Annual Contributions to the Local and State Economy

- o Total Expenditures: \$150,864,000
- o 892 full-time equivalent jobs, including:
 - Nursing: 277
 - Therapy: 74
 - Radiology: 48
 - Pharmacy: 28
 - Pathology and Laboratory: 40
 - Dietary/Housekeeping/Maintenance: 109
- o Purchased Services of \$24,713,000, including:
 - Contracted Labor: \$11,804,000
 - Pharmaceutical Drugs: \$7,842,000
 - Dietary/Laundry/Housekeeping Supplies: \$2,585,000
 - Building Supplies: \$296,000
 - Utilities: \$2,186,000 including:
 - \$1,235,000 in Electric
 - \$422,000 in Oil & Gas
 - \$529,000 in Water/Sewage/Disposal
- o Total Employee Payroll: \$58,597,000
- o Estimated State Income Taxes Paid by Employees: \$3,237,500

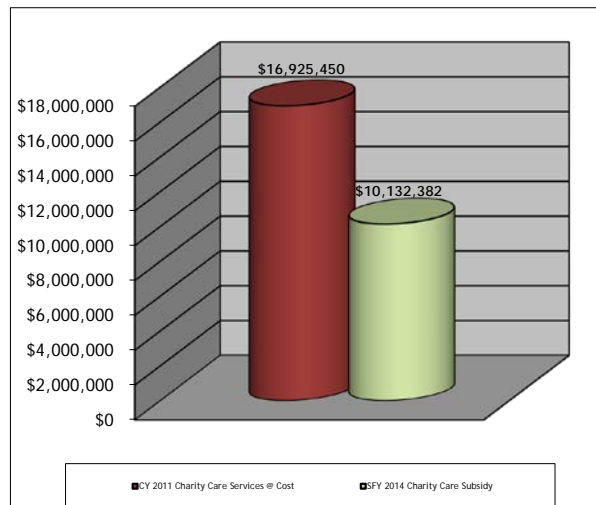
Annual Contributions as a Healthcare Safety Net

- o Hospitals also give back to the community by serving as the primary source of medical services for the state's 1.3 million uninsured, thus serving as the healthcare safety net for the most needy at a cost of over \$1.25 billion annually.
- o In 2012, uninsured patients presented at Kimball Medical Center on 22,796 occasions.
- o Hospitals provide a forum for non-salaried physicians to deliver services related to their individual practices.
- o New Jersey's general hospitals are predominantly not-for-profit entities – any excess revenue over expenses is returned to the community in the form of new medical technology, expanded hospital services, maintenance and expansion of physical infrastructure and the enhanced ability to hire & maintain skilled workforce.

Annual Taxes

- o Kimball Medical Center pays in excess of \$1,075,300 annually in taxes including:
 - 0.53 Percent Assessment: \$781,800
 - Adjusted Admissions Assessment: \$155,900
 - Newborn Screening Fees: \$137,600
 - Other assessments such as New Jersey Poison Information & Education System (NJPIES) and Maternal and Child Health Consortium Assessment
 - In addition, hospitals routinely support their local municipalities through special payments in lieu of taxes.

SFY 2014 Charity Care Subsidy Shortfall



Lourdes Medical Center of Burlington County

Annual Contributions to the Local and State Economy

- o Total Expenditures: \$107,799,000
- o 706 full-time equivalent jobs, including:
 - Nursing: 211
 - Therapy: 45
 - Radiology: 16
 - Pharmacy: 14
 - Pathology and Laboratory: 32
 - Dietary/Housekeeping/Maintenance: 47
- o Purchased Services of \$26,243,000, including:
 - Contracted Labor: \$20,085,000
 - Pharmaceutical Drugs: \$3,154,000
 - Dietary/Laundry/Housekeeping Supplies: \$1,455,000
 - Building Supplies: \$0
 - Utilities: \$1,549,000 including:
 - \$1,173,000 in Electric
 - \$240,000 in Oil & Gas
 - \$136,000 in Water/Sewage/Disposal
- o Total Employee Payroll: \$43,099,000
- o Estimated State Income Taxes Paid by Employees: \$2,381,200

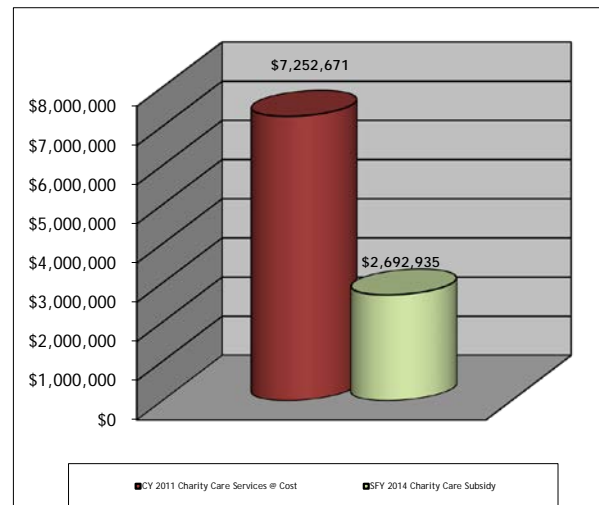
Annual Contributions as a Healthcare Safety Net

- o Hospitals also give back to the community by serving as the primary source of medical services for the state's 1.3 million uninsured, thus serving as the healthcare safety net for the most needy at a cost of over \$1.25 billion annually.
- o In 2012, uninsured patients presented at Lourdes Medical Center of Burlington County on 19,345 occasions.
- o Hospitals provide a forum for non-salaried physicians to deliver services related to their individual practices.
- o New Jersey's general hospitals are predominantly not-for-profit entities – any excess revenue over expenses is returned to the community in the form of new medical technology, expanded hospital services, maintenance and expansion of physical infrastructure and the enhanced ability to hire & maintain skilled workforce.

Annual Taxes

- o Lourdes Medical Center of Burlington County pays in excess of \$738,500 annually in taxes including:
 - 0.53 Percent Assessment: \$617,400
 - Adjusted Admissions Assessment: \$121,100
 - Newborn Screening Fees: \$0
 - Other assessments such as New Jersey Poison Information & Education System (NJPIES) and Maternal and Child Health Consortium Assessment
 - In addition, hospitals routinely support their local municipalities through special payments in lieu of taxes.

SFY 2014 Charity Care Subsidy Shortfall



Meadowlands Hospital Medical Center

Annual Contributions to the Local and State Economy

- o Total Expenditures: \$86,913,000
- o 591 full-time equivalent jobs, including:
 - Nursing: 131
 - Therapy: 20
 - Radiology: 27
 - Pharmacy: 13
 - Pathology and Laboratory: 22
 - Dietary/Housekeeping/Maintenance: 53
- o Purchased Services of \$9,584,000, including:
 - Contracted Labor: \$6,702,000
 - Pharmaceutical Drugs: \$1,073,000
 - Dietary/Laundry/Housekeeping Supplies: \$832,000
 - Building Supplies: \$0
 - Utilities: \$977,000 including:
 - \$912,000 in Electric
 - \$0 in Oil & Gas
 - \$65,000 in Water/Sewage/Disposal
- o Total Employee Payroll: \$38,557,000
- o Estimated State Income Taxes Paid by Employees: \$2,130,300

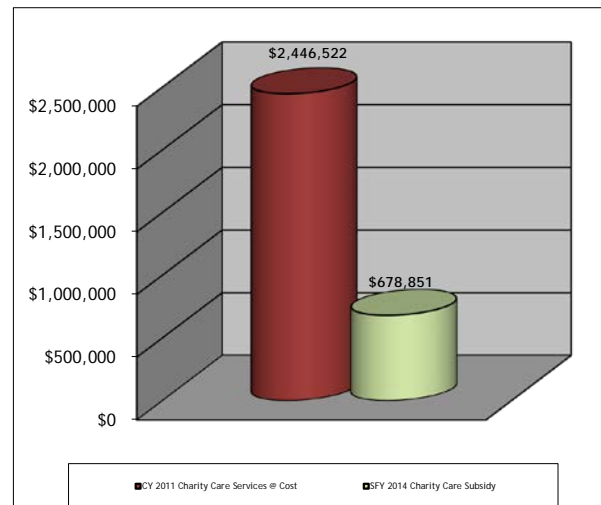
Annual Contributions as a Healthcare Safety Net

- o Hospitals also give back to the community by serving as the primary source of medical services for the state's 1.3 million uninsured, thus serving as the healthcare safety net for the most needy at a cost of over \$1.25 billion annually.
- o In 2012, uninsured patients presented at Meadowlands Hospital Medical Center on 9,524 occasions.
- o Hospitals provide a forum for non-salaried physicians to deliver services related to their individual practices.
- o New Jersey's general hospitals are predominantly not-for-profit entities – any excess revenue over expenses is returned to the community in the form of new medical technology, expanded hospital services, maintenance and expansion of physical infrastructure and the enhanced ability to hire & maintain skilled workforce.

Annual Taxes

- o Meadowlands Hospital Medical Center pays in excess of \$603,400 annually in taxes including:
 - 0.53 Percent Assessment: \$431,900
 - Adjusted Admissions Assessment: \$91,200
 - Newborn Screening Fees: \$80,200
 - Other assessments such as New Jersey Poison Information & Education System (NJPIES) and Maternal and Child Health Consortium Assessment
 - In addition, hospitals routinely support their local municipalities through special payments in lieu of taxes.

SFY 2014 Charity Care Subsidy Shortfall



Memorial Hospital of Salem County, Inc.

Annual Contributions to the Local and State Economy

- o Total Expenditures: \$79,185,000
- o 331 full-time equivalent jobs, including:
 - Nursing: 91
 - Therapy: 13
 - Radiology: 24
 - Pharmacy: 11
 - Pathology and Laboratory: 24
 - Dietary/Housekeeping/Maintenance: 29
- o Purchased Services of \$13,361,000, including:
 - Contracted Labor: \$9,913,000
 - Pharmaceutical Drugs: \$1,669,000
 - Dietary/Laundry/Housekeeping Supplies: \$126,000
 - Building Supplies: \$39,000
 - Utilities: \$1,614,000 including:
 - \$1,080,000 in Electric
 - \$234,000 in Oil & Gas
 - \$300,000 in Water/Sewage/Disposal
- o Total Employee Payroll: \$20,359,000
- o Estimated State Income Taxes Paid by Employees: \$1,124,800

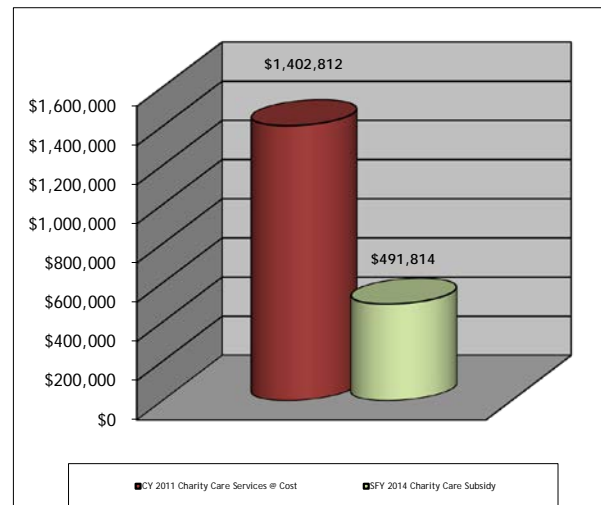
Annual Contributions as a Healthcare Safety Net

- o Hospitals also give back to the community by serving as the primary source of medical services for the state's 1.3 million uninsured, thus serving as the healthcare safety net for the most needy at a cost of over \$1.25 billion annually.
- o In 2012, uninsured patients presented at Memorial Hospital of Salem County, Inc. on 4,332 occasions.
- o Hospitals provide a forum for non-salaried physicians to deliver services related to their individual practices.
- o New Jersey's general hospitals are predominantly not-for-profit entities – any excess revenue over expenses is returned to the community in the form of new medical technology, expanded hospital services, maintenance and expansion of physical infrastructure and the enhanced ability to hire & maintain skilled workforce.

Annual Taxes

- o Memorial Hospital of Salem County, Inc. pays in excess of \$461,100 annually in taxes including:
 - 0.53 Percent Assessment: \$355,400
 - Adjusted Admissions Assessment: \$88,800
 - Newborn Screening Fees: \$16,900
 - Other assessments such as New Jersey Poison Information & Education System (NJPIES) and Maternal and Child Health Consortium Assessment
 - In addition, hospitals routinely support their local municipalities through special payments in lieu of taxes.

SFY 2014 Charity Care Subsidy Shortfall



Monmouth Medical Center

Annual Contributions to the Local and State Economy

- o Total Expenditures: \$326,625,000
- o 1,893 full-time equivalent jobs, including:
 - Nursing: 536
 - Therapy: 51
 - Radiology: 82
 - Pharmacy: 38
 - Pathology and Laboratory: 75
 - Dietary/Housekeeping/Maintenance: 195
- o Purchased Services of \$46,910,000, including:
 - Contracted Labor: \$23,157,000
 - Pharmaceutical Drugs: \$14,198,000
 - Dietary/Laundry/Housekeeping Supplies: \$4,095,000
 - Building Supplies: \$396,000
 - Utilities: \$5,064,000 including:
 - \$2,787,000 in Electric
 - \$1,153,000 in Oil & Gas
 - \$1,124,000 in Water/Sewage/Disposal
- o Total Employee Payroll: \$123,169,000
- o Estimated State Income Taxes Paid by Employees: \$6,805,100

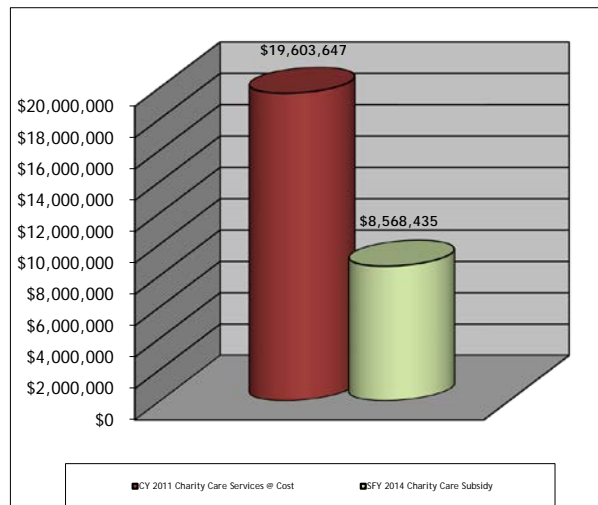
Annual Contributions as a Healthcare Safety Net

- o Hospitals also give back to the community by serving as the primary source of medical services for the state's 1.3 million uninsured, thus serving as the healthcare safety net for the most needy at a cost of over \$1.25 billion annually.
- o In 2012, uninsured patients presented at Monmouth Medical Center on 22,545 occasions.
- o Hospitals provide a forum for non-salaried physicians to deliver services related to their individual practices.
- o New Jersey's general hospitals are predominantly not-for-profit entities – any excess revenue over expenses is returned to the community in the form of new medical technology, expanded hospital services, maintenance and expansion of physical infrastructure and the enhanced ability to hire & maintain skilled workforce.

Annual Taxes

- o Monmouth Medical Center pays in excess of \$2,901,400 annually in taxes including:
 - 0.53 Percent Assessment: \$1,870,700
 - Adjusted Admissions Assessment: \$335,200
 - Newborn Screening Fees: \$695,500
 - Other assessments such as New Jersey Poison Information & Education System (NJPIES) and Maternal and Child Health Consortium Assessment
 - In addition, hospitals routinely support their local municipalities through special payments in lieu of taxes.

SFY 2014 Charity Care Subsidy Shortfall



Morristown Medical Center

Annual Contributions to the Local and State Economy

- o Total Expenditures: \$842,338,000
- o 4,959 full-time equivalent jobs, including:
 - Nursing: 1,161
 - Therapy: 231
 - Radiology: 235
 - Pharmacy: 107
 - Pathology and Laboratory: 147
 - Dietary/Housekeeping/Maintenance: 426
- o Purchased Services of \$69,908,000, including:
 - Contracted Labor: \$16,707,000
 - Pharmaceutical Drugs: \$37,814,000
 - Dietary/Laundry/Housekeeping Supplies: \$4,200,000
 - Building Supplies: \$930,000
 - Utilities: \$10,257,000 including:
 - \$6,242,000 in Electric
 - \$2,959,000 in Oil & Gas
 - \$1,056,000 in Water/Sewage/Disposal
- o Total Employee Payroll: \$358,214,000
- o Estimated State Income Taxes Paid by Employees: \$19,791,300

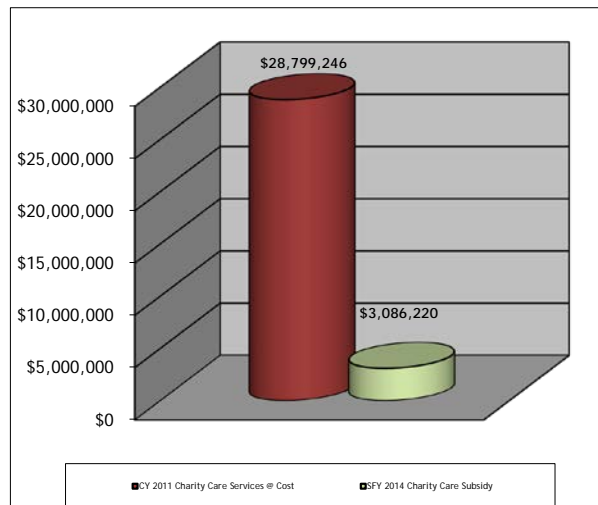
Annual Contributions as a Healthcare Safety Net

- o Hospitals also give back to the community by serving as the primary source of medical services for the state's 1.3 million uninsured, thus serving as the healthcare safety net for the most needy at a cost of over \$1.25 billion annually.
- o In 2012, uninsured patients presented at Morristown Medical Center on 38,650 occasions.
- o Hospitals provide a forum for non-salaried physicians to deliver services related to their individual practices.
- o New Jersey's general hospitals are predominantly not-for-profit entities – any excess revenue over expenses is returned to the community in the form of new medical technology, expanded hospital services, maintenance and expansion of physical infrastructure and the enhanced ability to hire & maintain skilled workforce.

Annual Taxes

- o Morristown Medical Center pays in excess of \$5,601,600 annually in taxes including:
 - 0.53 Percent Assessment: \$4,676,100
 - Adjusted Admissions Assessment: \$574,100
 - Newborn Screening Fees: \$351,400
 - Other assessments such as New Jersey Poison Information & Education System (NJPIES) and Maternal and Child Health Consortium Assessment
 - In addition, hospitals routinely support their local municipalities through special payments in lieu of taxes.

SFY 2014 Charity Care Subsidy Shortfall



Newark Beth Israel Medical Center

Annual Contributions to the Local and State Economy

- o Total Expenditures: \$579,660,000
- o 3,051 full-time equivalent jobs, including:
 - Nursing: 898
 - Therapy: 201
 - Radiology: 126
 - Pharmacy: 65
 - Pathology and Laboratory: 111
 - Dietary/Housekeeping/Maintenance: 286
- o Purchased Services of \$74,926,000, including:
 - Contracted Labor: \$37,188,000
 - Pharmaceutical Drugs: \$25,485,000
 - Dietary/Laundry/Housekeeping Supplies: \$5,042,000
 - Building Supplies: \$847,000
 - Utilities: \$6,364,000 including:
 - \$4,178,000 in Electric
 - \$1,204,000 in Oil & Gas
 - \$982,000 in Water/Sewage/Disposal
- o Total Employee Payroll: \$252,314,000
- o Estimated State Income Taxes Paid by Employees: \$13,940,300

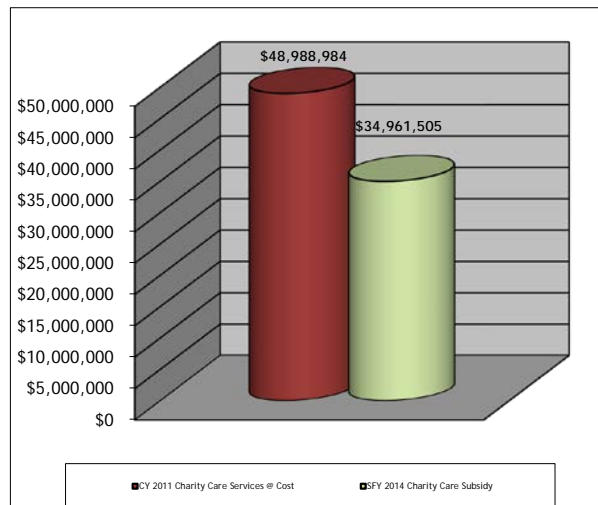
Annual Contributions as a Healthcare Safety Net

- o Hospitals also give back to the community by serving as the primary source of medical services for the state's 1.3 million uninsured, thus serving as the healthcare safety net for the most needy at a cost of over \$1.25 billion annually.
- o In 2012, uninsured patients presented at Newark Beth Israel Medical Center on 62,490 occasions.
- o Hospitals provide a forum for non-salaried physicians to deliver services related to their individual practices.
- o New Jersey's general hospitals are predominantly not-for-profit entities – any excess revenue over expenses is returned to the community in the form of new medical technology, expanded hospital services, maintenance and expansion of physical infrastructure and the enhanced ability to hire & maintain skilled workforce.

Annual Taxes

- o Newark Beth Israel Medical Center pays in excess of \$3,953,100 annually in taxes including:
 - 0.53 Percent Assessment: \$3,239,700
 - Adjusted Admissions Assessment: \$338,600
 - Newborn Screening Fees: \$374,800
 - Other assessments such as New Jersey Poison Information & Education System (NJPIES) and Maternal and Child Health Consortium Assessment
 - In addition, hospitals routinely support their local municipalities through special payments in lieu of taxes.

SFY 2014 Charity Care Subsidy Shortfall



Newton Medical Center

Annual Contributions to the Local and State Economy

- o Total Expenditures: \$143,402,000
- o 978 full-time equivalent jobs, including:
 - Nursing: 265
 - Therapy: 35
 - Radiology: 31
 - Pharmacy: 20
 - Pathology and Laboratory: 44
 - Dietary/Housekeeping/Maintenance: 93
- o Purchased Services of \$11,791,000, including:
 - Contracted Labor: \$3,122,000
 - Pharmaceutical Drugs: \$5,149,000
 - Dietary/Laundry/Housekeeping Supplies: \$549,000
 - Building Supplies: \$668,000
 - Utilities: \$2,303,000 including:
 - \$1,490,000 in Electric
 - \$502,000 in Oil & Gas
 - \$311,000 in Water/Sewage/Disposal
- o Total Employee Payroll: \$63,568,000
- o Estimated State Income Taxes Paid by Employees: \$3,512,100

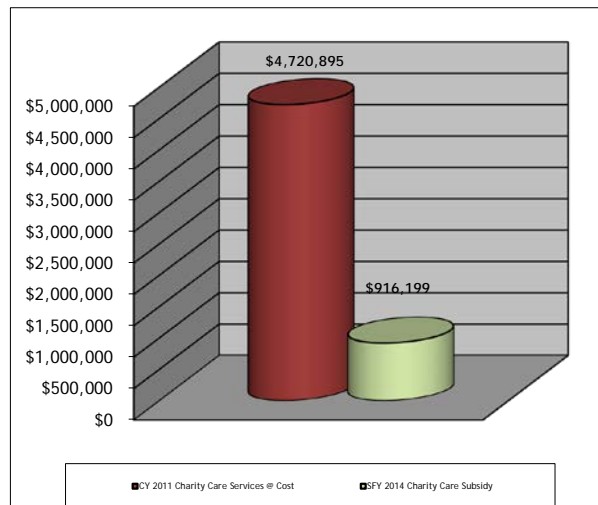
Annual Contributions as a Healthcare Safety Net

- o Hospitals also give back to the community by serving as the primary source of medical services for the state's 1.3 million uninsured, thus serving as the healthcare safety net for the most needy at a cost of over \$1.25 billion annually.
- o In 2012, uninsured patients presented at Newton Medical Center on 10,647 occasions.
- o Hospitals provide a forum for non-salaried physicians to deliver services related to their individual practices.
- o New Jersey's general hospitals are predominantly not-for-profit entities – any excess revenue over expenses is returned to the community in the form of new medical technology, expanded hospital services, maintenance and expansion of physical infrastructure and the enhanced ability to hire & maintain skilled workforce.

Annual Taxes

- o Newton Medical Center pays in excess of \$930,300 annually in taxes including:
 - 0.53 Percent Assessment: \$743,300
 - Adjusted Admissions Assessment: \$133,500
 - Newborn Screening Fees: \$53,400
 - Other assessments such as New Jersey Poison Information & Education System (NJPIES) and Maternal and Child Health Consortium Assessment
 - In addition, hospitals routinely support their local municipalities through special payments in lieu of taxes.

SFY 2014 Charity Care Subsidy Shortfall



Ocean Medical Center

Annual Contributions to the Local and State Economy

- o Total Expenditures: \$224,677,000
- o 1,351 full-time equivalent jobs, including:
 - Nursing: 407
 - Therapy: 73
 - Radiology: 94
 - Pharmacy: 38
 - Pathology and Laboratory: 51
 - Dietary/Housekeeping/Maintenance: 116
- o Purchased Services of \$17,851,000, including:
 - Contracted Labor: \$3,053,000
 - Pharmaceutical Drugs: \$9,800,000
 - Dietary/Laundry/Housekeeping Supplies: \$1,716,000
 - Building Supplies: \$294,000
 - Utilities: \$2,988,000 including:
 - \$2,027,000 in Electric
 - \$569,000 in Oil & Gas
 - \$392,000 in Water/Sewage/Disposal
- o Total Employee Payroll: \$92,174,000
- o Estimated State Income Taxes Paid by Employees: \$5,092,600

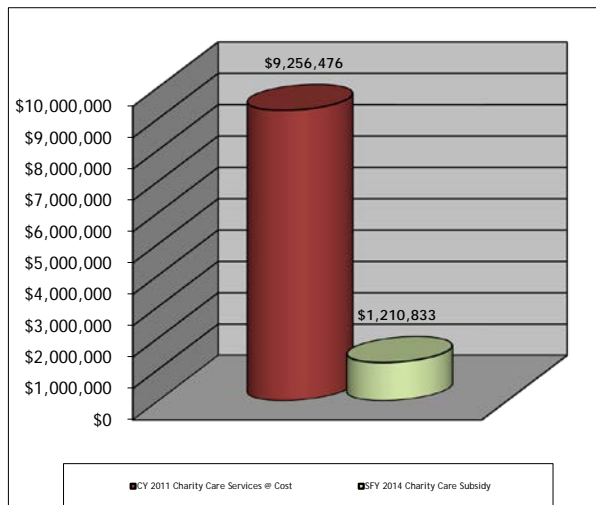
Annual Contributions as a Healthcare Safety Net

- o Hospitals also give back to the community by serving as the primary source of medical services for the state's 1.3 million uninsured, thus serving as the healthcare safety net for the most needy at a cost of over \$1.25 billion annually.
- o In 2012, uninsured patients presented at Ocean Medical Center on 20,676 occasions.
- o Hospitals provide a forum for non-salaried physicians to deliver services related to their individual practices.
- o New Jersey's general hospitals are predominantly not-for-profit entities – any excess revenue over expenses is returned to the community in the form of new medical technology, expanded hospital services, maintenance and expansion of physical infrastructure and the enhanced ability to hire & maintain skilled workforce.

Annual Taxes

- o Ocean Medical Center pays in excess of \$1,630,100 annually in taxes including:
 - 0.53 Percent Assessment: \$1,306,500
 - Adjusted Admissions Assessment: \$229,500
 - Newborn Screening Fees: \$94,200
 - Other assessments such as New Jersey Poison Information & Education System (NJPIES) and Maternal and Child Health Consortium Assessment
 - In addition, hospitals routinely support their local municipalities through special payments in lieu of taxes.

SFY 2014 Charity Care Subsidy Shortfall



Our Lady of Lourdes Medical Center

Annual Contributions to the Local and State Economy

- o Total Expenditures: \$266,441,000
- o 1,474 full-time equivalent jobs, including:
 - Nursing: 427
 - Therapy: 79
 - Radiology: 10
 - Pharmacy: 28
 - Pathology and Laboratory: 68
 - Dietary/Housekeeping/Maintenance: 116
- o Purchased Services of \$51,762,000, including:
 - Contracted Labor: \$37,312,000
 - Pharmaceutical Drugs: \$7,609,000
 - Dietary/Laundry/Housekeeping Supplies: \$2,584,000
 - Building Supplies: \$0
 - Utilities: \$4,257,000 including:
 - \$3,194,000 in Electric
 - \$877,000 in Oil & Gas
 - \$186,000 in Water/Sewage/Disposal
- o Total Employee Payroll: \$102,481,000
- o Estimated State Income Taxes Paid by Employees: \$5,662,100

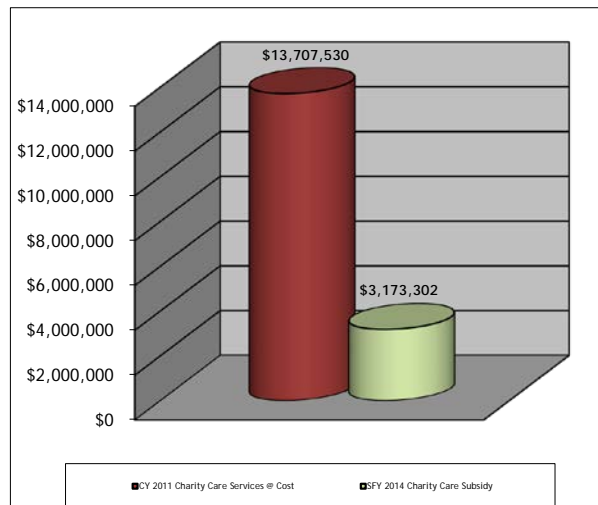
Annual Contributions as a Healthcare Safety Net

- o Hospitals also give back to the community by serving as the primary source of medical services for the state's 1.3 million uninsured, thus serving as the healthcare safety net for the most needy at a cost of over \$1.25 billion annually.
- o In 2012, uninsured patients presented at Our Lady of Lourdes Medical Center on 29,190 occasions.
- o Hospitals provide a forum for non-salaried physicians to deliver services related to their individual practices.
- o New Jersey's general hospitals are predominantly not-for-profit entities – any excess revenue over expenses is returned to the community in the form of new medical technology, expanded hospital services, maintenance and expansion of physical infrastructure and the enhanced ability to hire & maintain skilled workforce.

Annual Taxes

- o Our Lady of Lourdes Medical Center pays in excess of \$1,866,700 annually in taxes including:
 - 0.53 Percent Assessment: \$1,559,000
 - Adjusted Admissions Assessment: \$220,600
 - Newborn Screening Fees: \$87,100
 - Other assessments such as New Jersey Poison Information & Education System (NJPIES) and Maternal and Child Health Consortium Assessment
 - In addition, hospitals routinely support their local municipalities through special payments in lieu of taxes.

SFY 2014 Charity Care Subsidy Shortfall



Overlook Medical Center

Annual Contributions to the Local and State Economy

- o Total Expenditures: \$507,893,000
- o 3,168 full-time equivalent jobs, including:
 - Nursing: 724
 - Therapy: 91
 - Radiology: 181
 - Pharmacy: 63
 - Pathology and Laboratory: 86
 - Dietary/Housekeeping/Maintenance: 263
- o Purchased Services of \$45,082,000, including:
 - Contracted Labor: \$13,276,000
 - Pharmaceutical Drugs: \$22,543,000
 - Dietary/Laundry/Housekeeping Supplies: \$3,798,000
 - Building Supplies: \$722,000
 - Utilities: \$4,743,000 including:
 - \$1,622,000 in Electric
 - \$2,232,000 in Oil & Gas
 - \$889,000 in Water/Sewage/Disposal
- o Total Employee Payroll: \$234,002,000
- o Estimated State Income Taxes Paid by Employees: \$12,928,600

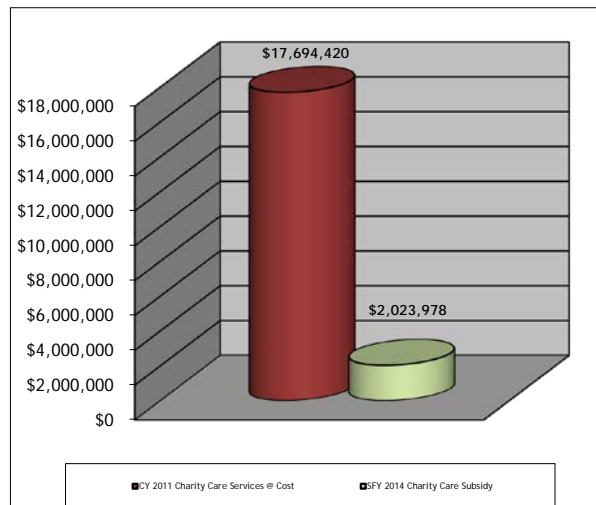
Annual Contributions as a Healthcare Safety Net

- o Hospitals also give back to the community by serving as the primary source of medical services for the state's 1.3 million uninsured, thus serving as the healthcare safety net for the most needy at a cost of over \$1.25 billion annually.
- o In 2012, uninsured patients presented at Overlook Medical Center on 23,606 occasions.
- o Hospitals provide a forum for non-salaried physicians to deliver services related to their individual practices.
- o New Jersey's general hospitals are predominantly not-for-profit entities – any excess revenue over expenses is returned to the community in the form of new medical technology, expanded hospital services, maintenance and expansion of physical infrastructure and the enhanced ability to hire & maintain skilled workforce.

Annual Taxes

- o Overlook Medical Center pays in excess of \$3,409,300 annually in taxes including:
 - 0.53 Percent Assessment: \$2,810,300
 - Adjusted Admissions Assessment: \$388,600
 - Newborn Screening Fees: \$210,400
 - Other assessments such as New Jersey Poison Information & Education System (NJPIES) and Maternal and Child Health Consortium Assessment
 - In addition, hospitals routinely support their local municipalities through special payments in lieu of taxes.

SFY 2014 Charity Care Subsidy Shortfall



Palisades Medical Center

Annual Contributions to the Local and State Economy

- o Total Expenditures: \$149,569,000
- o 846 full-time equivalent jobs, including:
 - Nursing: 233
 - Therapy: 39
 - Radiology: 43
 - Pharmacy: 19
 - Pathology and Laboratory: 43
 - Dietary/Housekeeping/Maintenance: 99
- o Purchased Services of \$12,416,000, including:
 - Contracted Labor: \$5,300,000
 - Pharmaceutical Drugs: \$4,014,000
 - Dietary/Laundry/Housekeeping Supplies: \$1,526,000
 - Building Supplies: \$57,000
 - Utilities: \$1,519,000 including:
 - \$1,138,000 in Electric
 - \$208,000 in Oil & Gas
 - \$173,000 in Water/Sewage/Disposal
- o Total Employee Payroll: \$61,588,000
- o Estimated State Income Taxes Paid by Employees: \$3,402,700

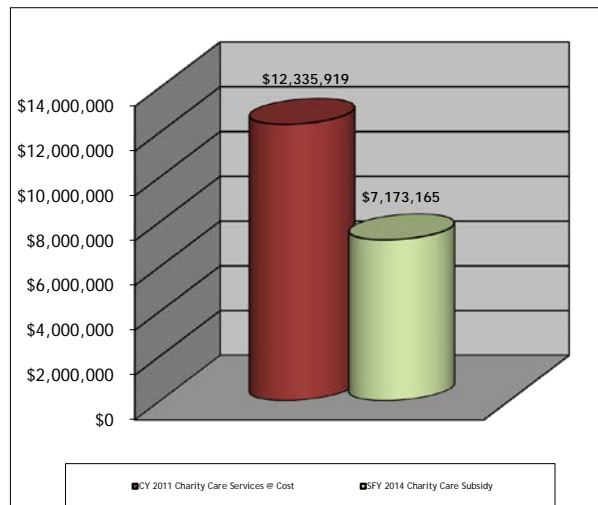
Annual Contributions as a Healthcare Safety Net

- o Hospitals also give back to the community by serving as the primary source of medical services for the state's 1.3 million uninsured, thus serving as the healthcare safety net for the most needy at a cost of over \$1.25 billion annually.
- o In 2012, uninsured patients presented at Palisades Medical Center on 17,279 occasions.
- o Hospitals provide a forum for non-salaried physicians to deliver services related to their individual practices.
- o New Jersey's general hospitals are predominantly not-for-profit entities – any excess revenue over expenses is returned to the community in the form of new medical technology, expanded hospital services, maintenance and expansion of physical infrastructure and the enhanced ability to hire & maintain skilled workforce.

Annual Taxes

- o Palisades Medical Center pays in excess of \$1,133,000 annually in taxes including:
 - 0.53 Percent Assessment: \$837,700
 - Adjusted Admissions Assessment: \$158,400
 - Newborn Screening Fees: \$136,900
 - Other assessments such as New Jersey Poison Information & Education System (NJPIES) and Maternal and Child Health Consortium Assessment
 - In addition, hospitals routinely support their local municipalities through special payments in lieu of taxes.

SFY 2014 Charity Care Subsidy Shortfall



Raritan Bay Medical Center - Old Bridge

Annual Contributions to the Local and State Economy

- o Total Expenditures: \$73,348,000
- o 514 full-time equivalent jobs, including:
 - Nursing: 148
 - Therapy: 22
 - Radiology: 31
 - Pharmacy: 14
 - Pathology and Laboratory: 23
 - Dietary/Housekeeping/Maintenance: 48
- o Purchased Services of \$11,761,000, including:
 - Contracted Labor: \$7,230,000
 - Pharmaceutical Drugs: \$3,220,000
 - Dietary/Laundry/Housekeeping Supplies: \$463,000
 - Building Supplies: \$19,000
 - Utilities: \$829,000 including:
 - \$455,000 in Electric
 - \$216,000 in Oil & Gas
 - \$158,000 in Water/Sewage/Disposal
- o Total Employee Payroll: \$30,288,000
- o Estimated State Income Taxes Paid by Employees: \$1,673,400

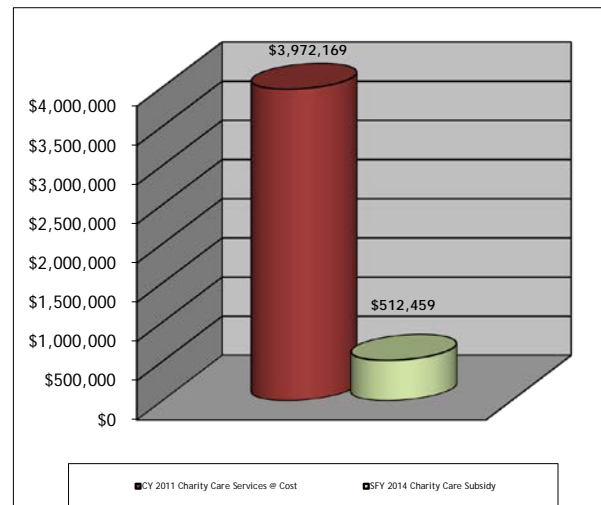
Annual Contributions as a Healthcare Safety Net

- o Hospitals also give back to the community by serving as the primary source of medical services for the state's 1.3 million uninsured, thus serving as the healthcare safety net for the most needy at a cost of over \$1.25 billion annually.
- o In 2012, uninsured patients presented at Raritan Bay Medical Center - Old Bridge on 4,712 occasions.
- o Hospitals provide a forum for non-salaried physicians to deliver services related to their individual practices.
- o New Jersey's general hospitals are predominantly not-for-profit entities – any excess revenue over expenses is returned to the community in the form of new medical technology, expanded hospital services, maintenance and expansion of physical infrastructure and the enhanced ability to hire & maintain skilled workforce.

Annual Taxes

- o Raritan Bay Medical Center - Old Bridge pays in excess of \$493,600 annually in taxes including:
 - 0.53 Percent Assessment: \$422,800
 - Adjusted Admissions Assessment: \$70,800
 - Newborn Screening Fees: \$0
 - Other assessments such as New Jersey Poison Information & Education System (NJPIES) and Maternal and Child Health Consortium Assessment
 - In addition, hospitals routinely support their local municipalities through special payments in lieu of taxes.

SFY 2014 Charity Care Subsidy Shortfall



Raritan Bay Medical Center - Perth Amboy

Annual Contributions to the Local and State Economy

- o Total Expenditures: \$174,744,000
- o 1,151 full-time equivalent jobs, including:
 - Nursing: 291
 - Therapy: 29
 - Radiology: 44
 - Pharmacy: 20
 - Pathology and Laboratory: 52
 - Dietary/Housekeeping/Maintenance: 113
- o Purchased Services of \$28,175,000, including:
 - Contracted Labor: \$20,676,000
 - Pharmaceutical Drugs: \$3,300,000
 - Dietary/Laundry/Housekeeping Supplies: \$1,049,000
 - Building Supplies: \$55,000
 - Utilities: \$3,095,000 including:
 - \$2,034,000 in Electric
 - \$413,000 in Oil & Gas
 - \$648,000 in Water/Sewage/Disposal
- o Total Employee Payroll: \$71,717,000
- o Estimated State Income Taxes Paid by Employees: \$3,962,400

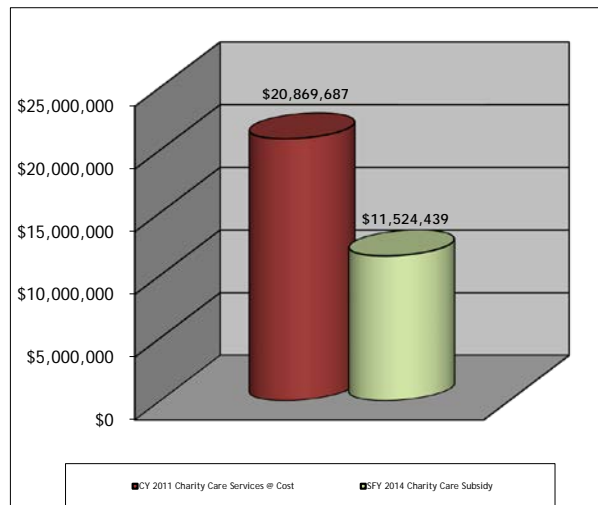
Annual Contributions as a Healthcare Safety Net

- o Hospitals also give back to the community by serving as the primary source of medical services for the state's 1.3 million uninsured, thus serving as the healthcare safety net for the most needy at a cost of over \$1.25 billion annually.
- o In 2012, uninsured patients presented at Raritan Bay Medical Center - Perth Amboy on 23,778 occasions.
- o Hospitals provide a forum for non-salaried physicians to deliver services related to their individual practices.
- o New Jersey's general hospitals are predominantly not-for-profit entities – any excess revenue over expenses is returned to the community in the form of new medical technology, expanded hospital services, maintenance and expansion of physical infrastructure and the enhanced ability to hire & maintain skilled workforce.

Annual Taxes

- o Raritan Bay Medical Center - Perth Amboy pays in excess of \$1,162,600 annually in taxes including:
 - 0.53 Percent Assessment: \$884,600
 - Adjusted Admissions Assessment: \$164,200
 - Newborn Screening Fees: \$113,800
 - Other assessments such as New Jersey Poison Information & Education System (NJPIES) and Maternal and Child Health Consortium Assessment
 - In addition, hospitals routinely support their local municipalities through special payments in lieu of taxes.

SFY 2014 Charity Care Subsidy Shortfall



Riverview Medical Center

Annual Contributions to the Local and State Economy

- o Total Expenditures: \$229,170,000
- o 1,362 full-time equivalent jobs, including:
 - Nursing: 377
 - Therapy: 57
 - Radiology: 83
 - Pharmacy: 29
 - Pathology and Laboratory: 53
 - Dietary/Housekeeping/Maintenance: 99
- o Purchased Services of \$13,875,000, including:
 - Contracted Labor: \$1,655,000
 - Pharmaceutical Drugs: \$6,364,000
 - Dietary/Laundry/Housekeeping Supplies: \$2,232,000
 - Building Supplies: \$178,000
 - Utilities: \$3,446,000 including:
 - \$2,325,000 in Electric
 - \$820,000 in Oil & Gas
 - \$301,000 in Water/Sewage/Disposal
- o Total Employee Payroll: \$96,037,000
- o Estimated State Income Taxes Paid by Employees: \$5,306,000

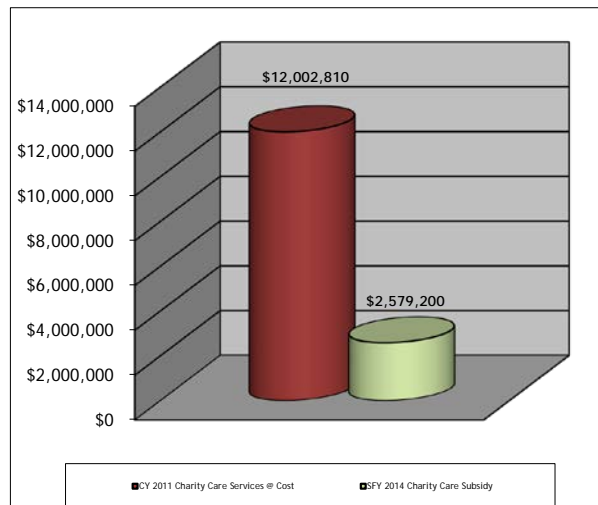
Annual Contributions as a Healthcare Safety Net

- o Hospitals also give back to the community by serving as the primary source of medical services for the state's 1.3 million uninsured, thus serving as the healthcare safety net for the most needy at a cost of over \$1.25 billion annually.
- o In 2012, uninsured patients presented at Riverview Medical Center on 20,897 occasions.
- o Hospitals provide a forum for non-salaried physicians to deliver services related to their individual practices.
- o New Jersey's general hospitals are predominantly not-for-profit entities – any excess revenue over expenses is returned to the community in the form of new medical technology, expanded hospital services, maintenance and expansion of physical infrastructure and the enhanced ability to hire & maintain skilled workforce.

Annual Taxes

- o Riverview Medical Center pays in excess of \$1,702,200 annually in taxes including:
 - 0.53 Percent Assessment: \$1,346,800
 - Adjusted Admissions Assessment: \$226,100
 - Newborn Screening Fees: \$129,300
 - Other assessments such as New Jersey Poison Information & Education System (NJPIES) and Maternal and Child Health Consortium Assessment
 - In addition, hospitals routinely support their local municipalities through special payments in lieu of taxes.

SFY 2014 Charity Care Subsidy Shortfall



R.W.J. University Hospital

Annual Contributions to the Local and State Economy

- o Total Expenditures: \$836,698,000
- o 3,945 full-time equivalent jobs, including:
 - Nursing: 1,391
 - Therapy: 121
 - Radiology: 134
 - Pharmacy: 96
 - Pathology and Laboratory: 194
 - Dietary/Housekeeping/Maintenance: 372
- o Purchased Services of \$94,684,000, including:
 - Contracted Labor: \$17,075,000
 - Pharmaceutical Drugs: \$63,524,000
 - Dietary/Laundry/Housekeeping Supplies: \$6,248,000
 - Building Supplies: \$0
 - Utilities: \$7,837,000 including:
 - \$5,314,000 in Electric
 - \$1,657,000 in Oil & Gas
 - \$866,000 in Water/Sewage/Disposal
- o Total Employee Payroll: \$286,017,000
- o Estimated State Income Taxes Paid by Employees: \$15,802,400

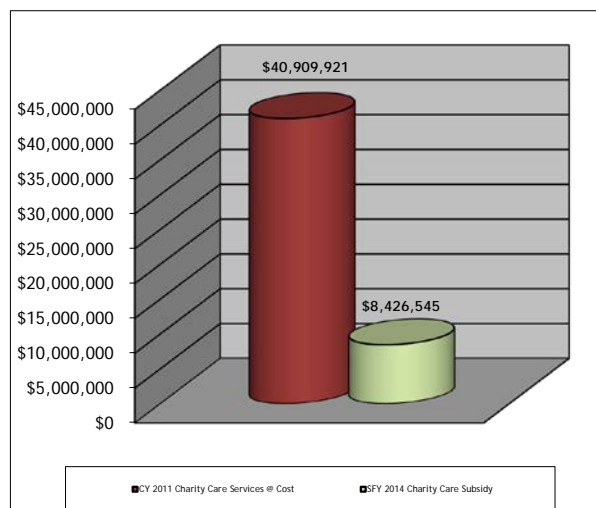
Annual Contributions as a Healthcare Safety Net

- o Hospitals also give back to the community by serving as the primary source of medical services for the state's 1.3 million uninsured, thus serving as the healthcare safety net for the most needy at a cost of over \$1.25 billion annually.
- o In 2012, uninsured patients presented at R.W.J. University Hospital on 44,224 occasions.
- o Hospitals provide a forum for non-salaried physicians to deliver services related to their individual practices.
- o New Jersey's general hospitals are predominantly not-for-profit entities – any excess revenue over expenses is returned to the community in the form of new medical technology, expanded hospital services, maintenance and expansion of physical infrastructure and the enhanced ability to hire & maintain skilled workforce.

Annual Taxes

- o R.W.J. University Hospital pays in excess of \$5,221,000 annually in taxes including:
 - 0.53 Percent Assessment: \$4,578,800
 - Adjusted Admissions Assessment: \$471,400
 - Newborn Screening Fees: \$170,800
 - Other assessments such as New Jersey Poison Information & Education System (NJPIES) and Maternal and Child Health Consortium Assessment
 - In addition, hospitals routinely support their local municipalities through special payments in lieu of taxes.

SFY 2014 Charity Care Subsidy Shortfall



R.W.J. University Hospital Hamilton

Annual Contributions to the Local and State Economy

- o Total Expenditures: \$193,947,000
- o 1,161 full-time equivalent jobs, including:
 - Nursing: 354
 - Therapy: 38
 - Radiology: 91
 - Pharmacy: 31
 - Pathology and Laboratory: 49
 - Dietary/Housekeeping/Maintenance: 126
- o Purchased Services of \$24,706,000, including:
 - Contracted Labor: \$18,140,000
 - Pharmaceutical Drugs: \$4,494,000
 - Dietary/Laundry/Housekeeping Supplies: \$1,970,000
 - Building Supplies: \$7,000
 - Utilities: \$95,000 including:
 - \$88,000 in Electric
 - \$6,000 in Oil & Gas
 - \$1,000 in Water/Sewage/Disposal
- o Total Employee Payroll: \$78,963,000
- o Estimated State Income Taxes Paid by Employees: \$4,362,700

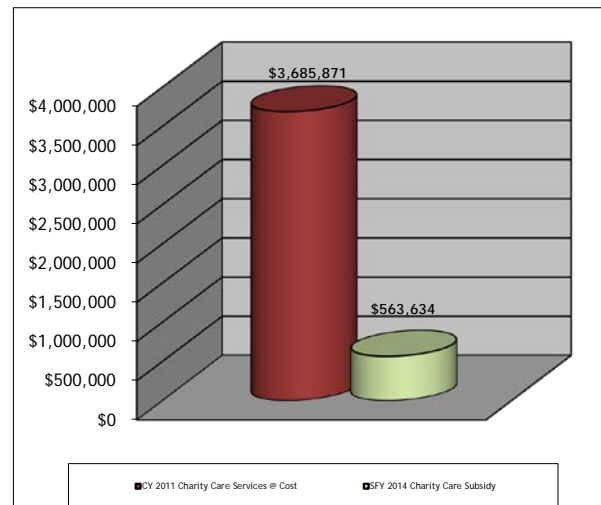
Annual Contributions as a Healthcare Safety Net

- o Hospitals also give back to the community by serving as the primary source of medical services for the state's 1.3 million uninsured, thus serving as the healthcare safety net for the most needy at a cost of over \$1.25 billion annually.
- o In 2012, uninsured patients presented at R.W.J. University Hospital Hamilton on 19,269 occasions.
- o Hospitals provide a forum for non-salaried physicians to deliver services related to their individual practices.
- o New Jersey's general hospitals are predominantly not-for-profit entities – any excess revenue over expenses is returned to the community in the form of new medical technology, expanded hospital services, maintenance and expansion of physical infrastructure and the enhanced ability to hire & maintain skilled workforce.

Annual Taxes

- o R.W.J. University Hospital Hamilton pays in excess of \$1,377,300 annually in taxes including:
 - 0.53 Percent Assessment: \$1,043,100
 - Adjusted Admissions Assessment: \$237,300
 - Newborn Screening Fees: \$96,800
 - Other assessments such as New Jersey Poison Information & Education System (NJPIES) and Maternal and Child Health Consortium Assessment
 - In addition, hospitals routinely support their local municipalities through special payments in lieu of taxes.

SFY 2014 Charity Care Subsidy Shortfall



R.W.J. University Hospital at Rahway

Annual Contributions to the Local and State Economy

- o Total Expenditures: \$100,033,000
- o 670 full-time equivalent jobs, including:
 - Nursing: 180
 - Therapy: 49
 - Radiology: 48
 - Pharmacy: 22
 - Pathology and Laboratory: 40
 - Dietary/Housekeeping/Maintenance: 82
- o Purchased Services of \$19,789,000, including:
 - Contracted Labor: \$11,343,000
 - Pharmaceutical Drugs: \$4,868,000
 - Dietary/Laundry/Housekeeping Supplies: \$1,421,000
 - Building Supplies: \$71,000
 - Utilities: \$2,086,000 including:
 - \$1,391,000 in Electric
 - \$385,000 in Oil & Gas
 - \$310,000 in Water/Sewage/Disposal
- o Total Employee Payroll: \$40,972,000
- o Estimated State Income Taxes Paid by Employees: \$2,263,700

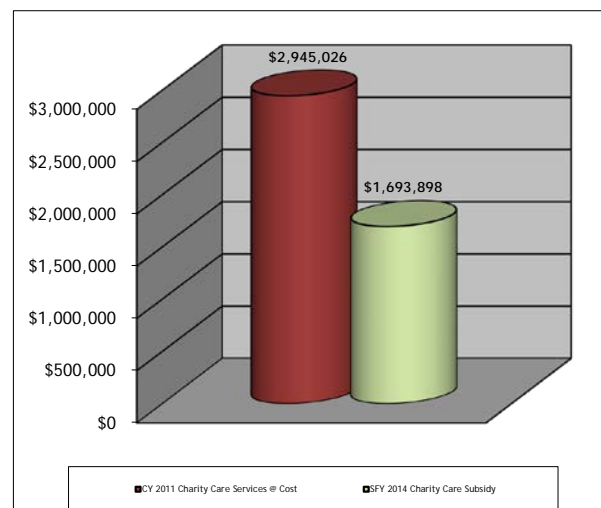
Annual Contributions as a Healthcare Safety Net

- o Hospitals also give back to the community by serving as the primary source of medical services for the state's 1.3 million uninsured, thus serving as the healthcare safety net for the most needy at a cost of over \$1.25 billion annually.
- o In 2012, uninsured patients presented at R.W.J. University Hospital at Rahway on 5,788 occasions.
- o Hospitals provide a forum for non-salaried physicians to deliver services related to their individual practices.
- o New Jersey's general hospitals are predominantly not-for-profit entities – any excess revenue over expenses is returned to the community in the form of new medical technology, expanded hospital services, maintenance and expansion of physical infrastructure and the enhanced ability to hire & maintain skilled workforce.

Annual Taxes

- o R.W.J. University Hospital at Rahway pays in excess of \$659,700 annually in taxes including:
 - 0.53 Percent Assessment: \$573,500
 - Adjusted Admissions Assessment: \$86,200
 - Newborn Screening Fees: \$0
 - Other assessments such as New Jersey Poison Information & Education System (NJPIES) and Maternal and Child Health Consortium Assessment
 - In addition, hospitals routinely support their local municipalities through special payments in lieu of taxes.

SFY 2014 Charity Care Subsidy Shortfall



Saint Barnabas Medical Center

Annual Contributions to the Local and State Economy

- o Total Expenditures: \$609,882,000
- o 2,744 full-time equivalent jobs, including:
 - Nursing: 840
 - Therapy: 168
 - Radiology: 138
 - Pharmacy: 69
 - Pathology and Laboratory: 142
 - Dietary/Housekeeping/Maintenance: 45
- o Purchased Services of \$123,575,000, including:
 - Contracted Labor: \$61,173,000
 - Pharmaceutical Drugs: \$50,717,000
 - Dietary/Laundry/Housekeeping Supplies: \$2,701,000
 - Building Supplies: \$2,125,000
 - Utilities: \$6,859,000 including:
 - \$4,446,000 in Electric
 - \$1,090,000 in Oil & Gas
 - \$1,323,000 in Water/Sewage/Disposal
- o Total Employee Payroll: \$213,399,000
- o Estimated State Income Taxes Paid by Employees: \$11,790,300

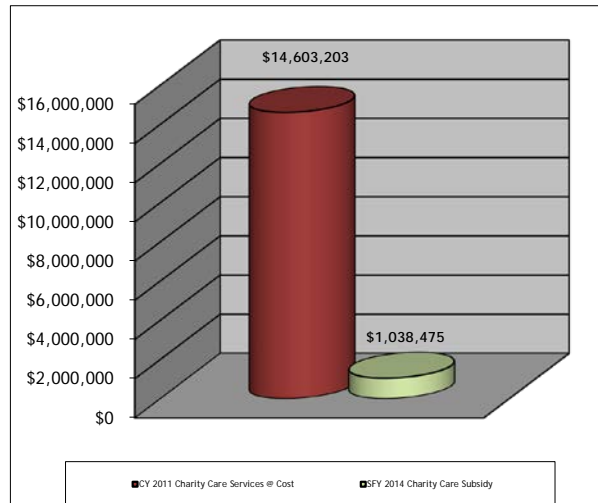
Annual Contributions as a Healthcare Safety Net

- o Hospitals also give back to the community by serving as the primary source of medical services for the state's 1.3 million uninsured, thus serving as the healthcare safety net for the most needy at a cost of over \$1.25 billion annually.
- o In 2012, uninsured patients presented at Saint Barnabas Medical Center on 17,838 occasions.
- o Hospitals provide a forum for non-salaried physicians to deliver services related to their individual practices.
- o New Jersey's general hospitals are predominantly not-for-profit entities – any excess revenue over expenses is returned to the community in the form of new medical technology, expanded hospital services, maintenance and expansion of physical infrastructure and the enhanced ability to hire & maintain skilled workforce.

Annual Taxes

- o Saint Barnabas Medical Center pays in excess of \$4,637,200 annually in taxes including:
 - 0.53 Percent Assessment: \$3,629,700
 - Adjusted Admissions Assessment: \$511,000
 - Newborn Screening Fees: \$496,400
 - Other assessments such as New Jersey Poison Information & Education System (NJPIES) and Maternal and Child Health Consortium Assessment
 - In addition, hospitals routinely support their local municipalities through special payments in lieu of taxes.

SFY 2014 Charity Care Subsidy Shortfall



Saint Clare's Hospital/Denville

Annual Contributions to the Local and State Economy

- o Total Expenditures: \$216,054,000
- o 1,367 full-time equivalent jobs, including:
 - Nursing: 373
 - Therapy: 36
 - Radiology: 72
 - Pharmacy: 30
 - Pathology and Laboratory: 52
 - Dietary/Housekeeping/Maintenance: 163
- o Purchased Services of \$37,656,000, including:
 - Contracted Labor: \$24,081,000
 - Pharmaceutical Drugs: \$7,737,000
 - Dietary/Laundry/Housekeeping Supplies: \$1,479,000
 - Building Supplies: \$186,000
 - Utilities: \$4,173,000 including:
 - \$2,973,000 in Electric
 - \$691,000 in Oil & Gas
 - \$509,000 in Water/Sewage/Disposal
- o Total Employee Payroll: \$82,048,000
- o Estimated State Income Taxes Paid by Employees: \$4,533,200

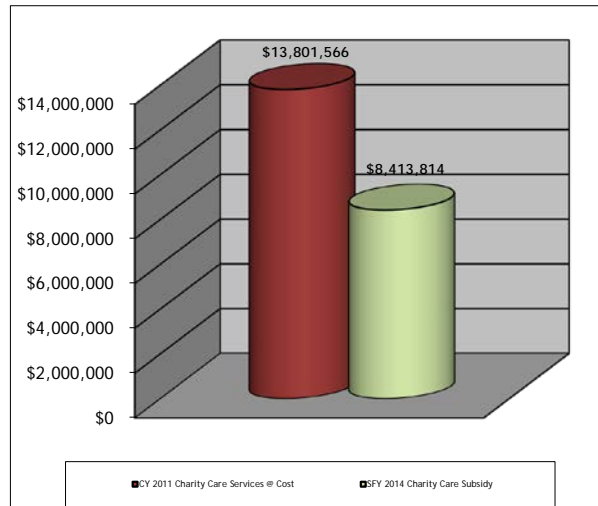
Annual Contributions as a Healthcare Safety Net

- o Hospitals also give back to the community by serving as the primary source of medical services for the state's 1.3 million uninsured, thus serving as the healthcare safety net for the most needy at a cost of over \$1.25 billion annually.
- o In 2012, uninsured patients presented at Saint Clare's Hospital/Denville on 63,318 occasions.
- o Hospitals provide a forum for non-salaried physicians to deliver services related to their individual practices.
- o New Jersey's general hospitals are predominantly not-for-profit entities – any excess revenue over expenses is returned to the community in the form of new medical technology, expanded hospital services, maintenance and expansion of physical infrastructure and the enhanced ability to hire & maintain skilled workforce.

Annual Taxes

- o Saint Clare's Hospital/Denville pays in excess of \$1,339,400 annually in taxes including:
 - 0.53 Percent Assessment: \$1,001,200
 - Adjusted Admissions Assessment: \$220,200
 - Newborn Screening Fees: \$118,000
 - Other assessments such as New Jersey Poison Information & Education System (NJPIES) and Maternal and Child Health Consortium Assessment
 - In addition, hospitals routinely support their local municipalities through special payments in lieu of taxes.

SFY 2014 Charity Care Subsidy Shortfall



Saint Clare's Hospital/Dover

Annual Contributions to the Local and State Economy

- o Total Expenditures: \$94,344,000
- o 597 full-time equivalent jobs, including:
 - Nursing: 98
 - Therapy: 41
 - Radiology: 39
 - Pharmacy: 7
 - Pathology and Laboratory: 14
 - Dietary/Housekeeping/Maintenance: 52
- o Purchased Services of \$15,264,000, including:
 - Contracted Labor: \$10,245,000
 - Pharmaceutical Drugs: \$1,654,000
 - Dietary/Laundry/Housekeeping Supplies: \$741,000
 - Building Supplies: \$139,000
 - Utilities: \$2,485,000 including:
 - \$1,693,000 in Electric
 - \$485,000 in Oil & Gas
 - \$307,000 in Water/Sewage/Disposal
- o Total Employee Payroll: \$35,712,000
- o Estimated State Income Taxes Paid by Employees: \$1,973,100

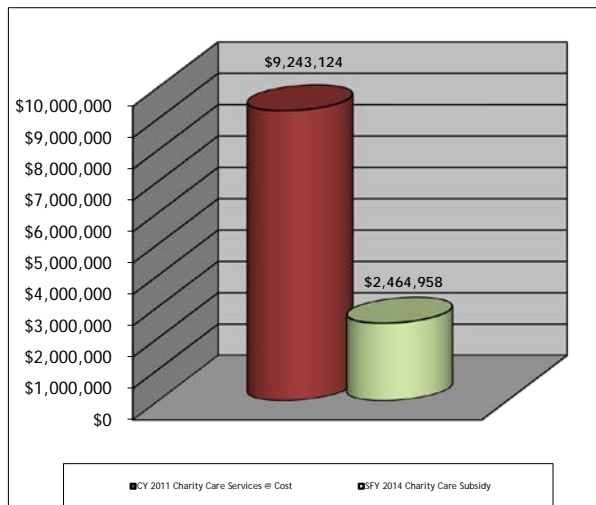
Annual Contributions as a Healthcare Safety Net

- o Hospitals also give back to the community by serving as the primary source of medical services for the state's 1.3 million uninsured, thus serving as the healthcare safety net for the most needy at a cost of over \$1.25 billion annually.
- o In 2012, uninsured patients presented at Saint Clare's Hospital/Dover on 21,199 occasions.
- o Hospitals provide a forum for non-salaried physicians to deliver services related to their individual practices.
- o New Jersey's general hospitals are predominantly not-for-profit entities – any excess revenue over expenses is returned to the community in the form of new medical technology, expanded hospital services, maintenance and expansion of physical infrastructure and the enhanced ability to hire & maintain skilled workforce.

Annual Taxes

- o Saint Clare's Hospital/Dover pays in excess of \$608,500 annually in taxes including:
 - 0.53 Percent Assessment: \$528,400
 - Adjusted Admissions Assessment: \$80,100
 - Newborn Screening Fees: \$0
 - Other assessments such as New Jersey Poison Information & Education System (NJPIES) and Maternal and Child Health Consortium Assessment
 - In addition, hospitals routinely support their local municipalities through special payments in lieu of taxes.

SFY 2014 Charity Care Subsidy Shortfall



Saint Clare's Hospital/Sussex

Annual Contributions to the Local and State Economy

- o Total Expenditures: \$22,992,000
- o 155 full-time equivalent jobs, including:
 - Nursing: 29
 - Therapy: 13
 - Radiology: 9
 - Pharmacy: 2
 - Pathology and Laboratory: 6
 - Dietary/Housekeeping/Maintenance: 19
- o Purchased Services of \$3,555,000, including:
 - Contracted Labor: \$2,445,000
 - Pharmaceutical Drugs: \$452,000
 - Dietary/Laundry/Housekeeping Supplies: \$92,000
 - Building Supplies: \$14,000
 - Utilities: \$552,000 including:
 - \$299,000 in Electric
 - \$138,000 in Oil & Gas
 - \$115,000 in Water/Sewage/Disposal
- o Total Employee Payroll: \$9,854,000
- o Estimated State Income Taxes Paid by Employees: \$544,400

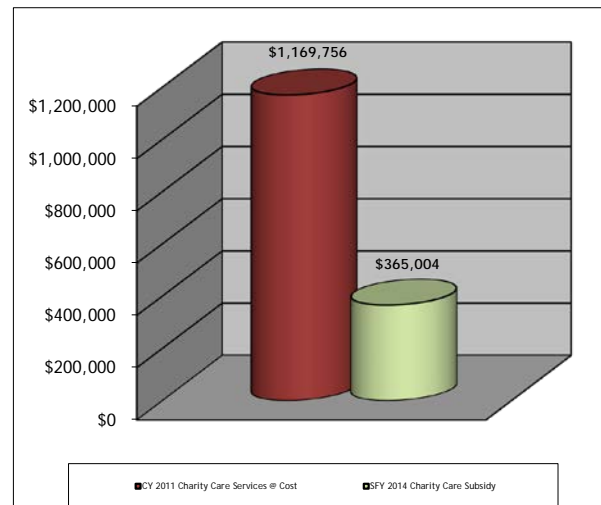
Annual Contributions as a Healthcare Safety Net

- o Hospitals also give back to the community by serving as the primary source of medical services for the state's 1.3 million uninsured, thus serving as the healthcare safety net for the most needy at a cost of over \$1.25 billion annually.
- o In 2012, uninsured patients presented at Saint Clare's Hospital/Sussex on 3,109 occasions.
- o Hospitals provide a forum for non-salaried physicians to deliver services related to their individual practices.
- o New Jersey's general hospitals are predominantly not-for-profit entities – any excess revenue over expenses is returned to the community in the form of new medical technology, expanded hospital services, maintenance and expansion of physical infrastructure and the enhanced ability to hire & maintain skilled workforce.

Annual Taxes

- o Saint Clare's Hospital/Sussex pays in excess of \$125,600 annually in taxes including:
 - 0.53 Percent Assessment: \$104,800
 - Adjusted Admissions Assessment: \$20,900
 - Newborn Screening Fees: \$0
 - Other assessments such as New Jersey Poison Information & Education System (NJPIES) and Maternal and Child Health Consortium Assessment
 - In addition, hospitals routinely support their local municipalities through special payments in lieu of taxes.

SFY 2014 Charity Care Subsidy Shortfall



Saint Michael's Medical Center

Annual Contributions to the Local and State Economy

- o Total Expenditures: \$248,498,000
- o 1,163 full-time equivalent jobs, including:
 - Nursing: 273
 - Therapy: 30
 - Radiology: 45
 - Pharmacy: 29
 - Pathology and Laboratory: 56
 - Dietary/Housekeeping/Maintenance: 123
- o Purchased Services of \$62,365,000, including:
 - Contracted Labor: \$49,966,000
 - Pharmaceutical Drugs: \$8,751,000
 - Dietary/Laundry/Housekeeping Supplies: \$0
 - Building Supplies: \$0
 - Utilities: \$3,648,000 including:
 - \$2,601,000 in Electric
 - \$551,000 in Oil & Gas
 - \$496,000 in Water/Sewage/Disposal
- o Total Employee Payroll: \$80,924,000
- o Estimated State Income Taxes Paid by Employees: \$4,471,100

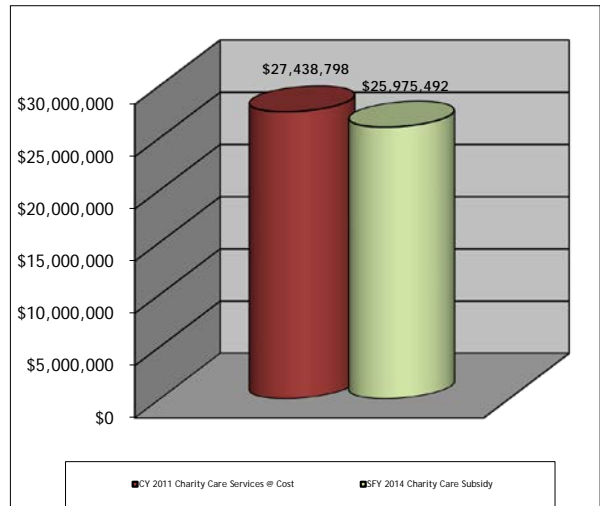
Annual Contributions as a Healthcare Safety Net

- o Hospitals also give back to the community by serving as the primary source of medical services for the state's 1.3 million uninsured, thus serving as the healthcare safety net for the most needy at a cost of over \$1.25 billion annually.
- o In 2012, uninsured patients presented at Saint Michael's Medical Center on 163,258 occasions.
- o Hospitals provide a forum for non-salaried physicians to deliver services related to their individual practices.
- o New Jersey's general hospitals are predominantly not-for-profit entities – any excess revenue over expenses is returned to the community in the form of new medical technology, expanded hospital services, maintenance and expansion of physical infrastructure and the enhanced ability to hire & maintain skilled workforce.

Annual Taxes

- o Saint Michael's Medical Center pays in excess of \$1,280,400 annually in taxes including:
 - 0.53 Percent Assessment: \$1,117,400
 - Adjusted Admissions Assessment: \$162,900
 - Newborn Screening Fees: \$0
 - Other assessments such as New Jersey Poison Information & Education System (NJPIES) and Maternal and Child Health Consortium Assessment
 - In addition, hospitals routinely support their local municipalities through special payments in lieu of taxes.

SFY 2014 Charity Care Subsidy Shortfall



Saint Peter's University Hospital

Annual Contributions to the Local and State Economy

- o Total Expenditures: \$416,539,000
- o 2,436 full-time equivalent jobs, including:
 - Nursing: 661
 - Therapy: 72
 - Radiology: 130
 - Pharmacy: 49
 - Pathology and Laboratory: 88
 - Dietary/Housekeeping/Maintenance: 272
- o Purchased Services of \$52,658,000, including:
 - Contracted Labor: \$24,260,000
 - Pharmaceutical Drugs: \$17,971,000
 - Dietary/Laundry/Housekeeping Supplies: \$3,768,000
 - Building Supplies: \$371,000
 - Utilities: \$6,288,000 including:
 - \$3,401,000 in Electric
 - \$1,774,000 in Oil & Gas
 - \$1,129,000 in Water/Sewage/Disposal
- o Total Employee Payroll: \$191,480,000
- o Estimated State Income Taxes Paid by Employees: \$10,579,300

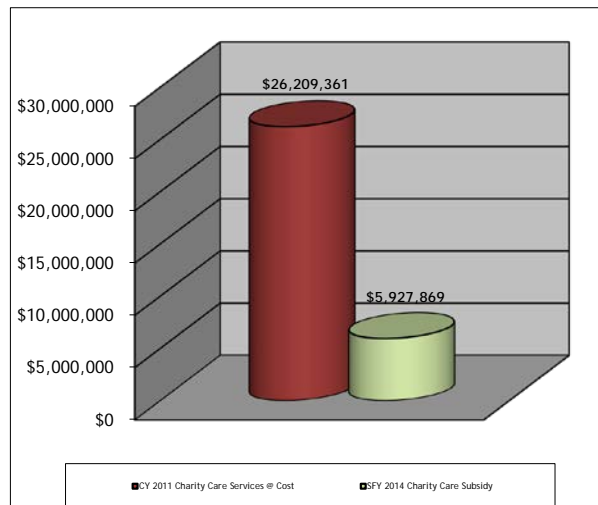
Annual Contributions as a Healthcare Safety Net

- o Hospitals also give back to the community by serving as the primary source of medical services for the state's 1.3 million uninsured, thus serving as the healthcare safety net for the most needy at a cost of over \$1.25 billion annually.
- o In 2012, uninsured patients presented at Saint Peter's University Hospital on 71,893 occasions.
- o Hospitals provide a forum for non-salaried physicians to deliver services related to their individual practices.
- o New Jersey's general hospitals are predominantly not-for-profit entities – any excess revenue over expenses is returned to the community in the form of new medical technology, expanded hospital services, maintenance and expansion of physical infrastructure and the enhanced ability to hire & maintain skilled workforce.

Annual Taxes

- o Saint Peter's University Hospital pays in excess of \$2,971,100 annually in taxes including:
 - 0.53 Percent Assessment: \$2,172,700
 - Adjusted Admissions Assessment: \$363,200
 - Newborn Screening Fees: \$435,200
 - Other assessments such as New Jersey Poison Information & Education System (NJPIES) and Maternal and Child Health Consortium Assessment
 - In addition, hospitals routinely support their local municipalities through special payments in lieu of taxes.

SFY 2014 Charity Care Subsidy Shortfall



Shore Medical Center

Annual Contributions to the Local and State Economy

- o Total Expenditures: \$221,527,000
- o 1,198 full-time equivalent jobs, including:
 - Nursing: 327
 - Therapy: 25
 - Radiology: 65
 - Pharmacy: 29
 - Pathology and Laboratory: 72
 - Dietary/Housekeeping/Maintenance: 144
- o Purchased Services of \$45,244,000, including:
 - Contracted Labor: \$30,931,000
 - Pharmaceutical Drugs: \$8,425,000
 - Dietary/Laundry/Housekeeping Supplies: \$2,021,000
 - Building Supplies: \$588,000
 - Utilities: \$3,279,000 including:
 - \$2,253,000 in Electric
 - \$668,000 in Oil & Gas
 - \$358,000 in Water/Sewage/Disposal
- o Total Employee Payroll: \$80,910,000
- o Estimated State Income Taxes Paid by Employees: \$4,470,300

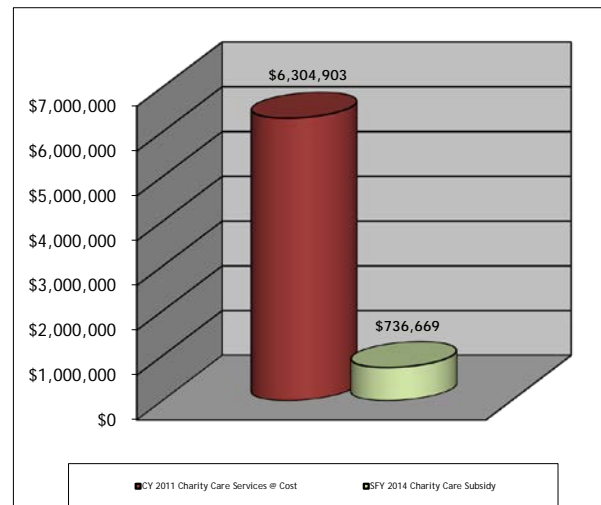
Annual Contributions as a Healthcare Safety Net

- o Hospitals also give back to the community by serving as the primary source of medical services for the state's 1.3 million uninsured, thus serving as the healthcare safety net for the most needy at a cost of over \$1.25 billion annually.
- o In 2012, uninsured patients presented at Shore Medical Center on 12,182 occasions.
- o Hospitals provide a forum for non-salaried physicians to deliver services related to their individual practices.
- o New Jersey's general hospitals are predominantly not-for-profit entities – any excess revenue over expenses is returned to the community in the form of new medical technology, expanded hospital services, maintenance and expansion of physical infrastructure and the enhanced ability to hire & maintain skilled workforce.

Annual Taxes

- o Shore Medical Center pays in excess of \$1,426,600 annually in taxes including:
 - 0.53 Percent Assessment: \$1,141,000
 - Adjusted Admissions Assessment: \$191,200
 - Newborn Screening Fees: \$94,500
 - Other assessments such as New Jersey Poison Information & Education System (NJPIES) and Maternal and Child Health Consortium Assessment
 - In addition, hospitals routinely support their local municipalities through special payments in lieu of taxes.

SFY 2014 Charity Care Subsidy Shortfall



Somerset Medical Center

Annual Contributions to the Local and State Economy

- o Total Expenditures: \$256,676,000
- o 1,727 full-time equivalent jobs, including:
 - Nursing: 440
 - Therapy: 89
 - Radiology: 100
 - Pharmacy: 35
 - Pathology and Laboratory: 96
 - Dietary/Housekeeping/Maintenance: 159
- o Purchased Services of \$26,468,000, including:
 - Contracted Labor: \$10,640,000
 - Pharmaceutical Drugs: \$8,545,000
 - Dietary/Laundry/Housekeeping Supplies: \$2,548,000
 - Building Supplies: \$176,000
 - Utilities: \$4,559,000 including:
 - \$3,125,000 in Electric
 - \$828,000 in Oil & Gas
 - \$606,000 in Water/Sewage/Disposal
- o Total Employee Payroll: \$111,698,000
- o Estimated State Income Taxes Paid by Employees: \$6,171,300

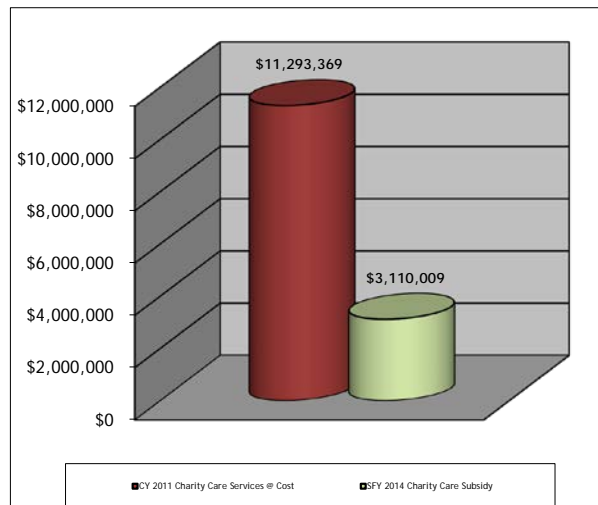
Annual Contributions as a Healthcare Safety Net

- o Hospitals also give back to the community by serving as the primary source of medical services for the state's 1.3 million uninsured, thus serving as the healthcare safety net for the most needy at a cost of over \$1.25 billion annually.
- o In 2012, uninsured patients presented at Somerset Medical Center on 25,687 occasions.
- o Hospitals provide a forum for non-salaried physicians to deliver services related to their individual practices.
- o New Jersey's general hospitals are predominantly not-for-profit entities – any excess revenue over expenses is returned to the community in the form of new medical technology, expanded hospital services, maintenance and expansion of physical infrastructure and the enhanced ability to hire & maintain skilled workforce.

Annual Taxes

- o Somerset Medical Center pays in excess of \$1,723,100 annually in taxes including:
 - 0.53 Percent Assessment: \$1,353,700
 - Adjusted Admissions Assessment: \$280,200
 - Newborn Screening Fees: \$89,200
 - Other assessments such as New Jersey Poison Information & Education System (NJPIES) and Maternal and Child Health Consortium Assessment
 - In addition, hospitals routinely support their local municipalities through special payments in lieu of taxes.

SFY 2014 Charity Care Subsidy Shortfall



Southern Ocean Medical Center

Annual Contributions to the Local and State Economy

- o Total Expenditures: \$132,045,000
- o 765 full-time equivalent jobs, including:
 - Nursing: 177
 - Therapy: 41
 - Radiology: 74
 - Pharmacy: 19
 - Pathology and Laboratory: 35
 - Dietary/Housekeeping/Maintenance: 76
- o Purchased Services of \$20,102,000, including:
 - Contracted Labor: \$6,719,000
 - Pharmaceutical Drugs: \$9,937,000
 - Dietary/Laundry/Housekeeping Supplies: \$992,000
 - Building Supplies: \$165,000
 - Utilities: \$2,289,000 including:
 - \$1,517,000 in Electric
 - \$400,000 in Oil & Gas
 - \$372,000 in Water/Sewage/Disposal
- o Total Employee Payroll: \$50,136,000
- o Estimated State Income Taxes Paid by Employees: \$2,770,000

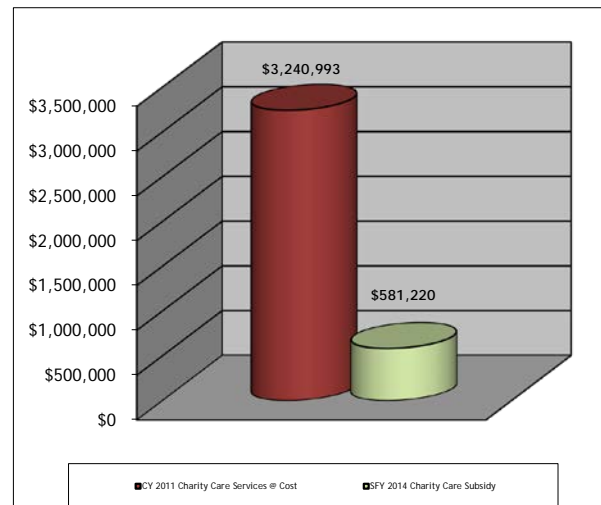
Annual Contributions as a Healthcare Safety Net

- o Hospitals also give back to the community by serving as the primary source of medical services for the state's 1.3 million uninsured, thus serving as the healthcare safety net for the most needy at a cost of over \$1.25 billion annually.
- o In 2012, uninsured patients presented at Southern Ocean Medical Center on 10,008 occasions.
- o Hospitals provide a forum for non-salaried physicians to deliver services related to their individual practices.
- o New Jersey's general hospitals are predominantly not-for-profit entities – any excess revenue over expenses is returned to the community in the form of new medical technology, expanded hospital services, maintenance and expansion of physical infrastructure and the enhanced ability to hire & maintain skilled workforce.

Annual Taxes

- o Southern Ocean Medical Center pays in excess of \$841,700 annually in taxes including:
 - 0.53 Percent Assessment: \$675,900
 - Adjusted Admissions Assessment: \$136,000
 - Newborn Screening Fees: \$29,800
 - Other assessments such as New Jersey Poison Information & Education System (NJPIES) and Maternal and Child Health Consortium Assessment
 - In addition, hospitals routinely support their local municipalities through special payments in lieu of taxes.

SFY 2014 Charity Care Subsidy Shortfall



St. Francis Medical Center

Annual Contributions to the Local and State Economy

- o Total Expenditures: \$133,268,000
- o 714 full-time equivalent jobs, including:
 - Nursing: 233
 - Therapy: 18
 - Radiology: 34
 - Pharmacy: 12
 - Pathology and Laboratory: 26
 - Dietary/Housekeeping/Maintenance: 63
- o Purchased Services of \$17,044,000, including:
 - Contracted Labor: \$7,373,000
 - Pharmaceutical Drugs: \$6,120,000
 - Dietary/Laundry/Housekeeping Supplies: \$855,000
 - Building Supplies: \$172,000
 - Utilities: \$2,524,000 including:
 - \$1,589,000 in Electric
 - \$435,000 in Oil & Gas
 - \$500,000 in Water/Sewage/Disposal
- o Total Employee Payroll: \$44,305,000
- o Estimated State Income Taxes Paid by Employees: \$2,447,900

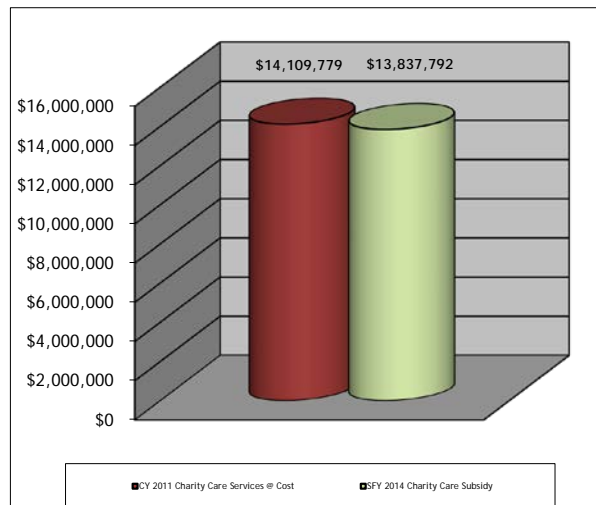
Annual Contributions as a Healthcare Safety Net

- o Hospitals also give back to the community by serving as the primary source of medical services for the state's 1.3 million uninsured, thus serving as the healthcare safety net for the most needy at a cost of over \$1.25 billion annually.
- o In 2012, uninsured patients presented at St. Francis Medical Center on 35,716 occasions.
- o Hospitals provide a forum for non-salaried physicians to deliver services related to their individual practices.
- o New Jersey's general hospitals are predominantly not-for-profit entities – any excess revenue over expenses is returned to the community in the form of new medical technology, expanded hospital services, maintenance and expansion of physical infrastructure and the enhanced ability to hire & maintain skilled workforce.

Annual Taxes

- o St. Francis Medical Center pays in excess of \$805,900 annually in taxes including:
 - 0.53 Percent Assessment: \$709,700
 - Adjusted Admissions Assessment: \$96,200
 - Newborn Screening Fees: \$0
 - Other assessments such as New Jersey Poison Information & Education System (NJPIES) and Maternal and Child Health Consortium Assessment
 - In addition, hospitals routinely support their local municipalities through special payments in lieu of taxes.

SFY 2014 Charity Care Subsidy Shortfall



St. Joseph's Regional Medical Center

Annual Contributions to the Local and State Economy

- o Total Expenditures: \$639,374,000
- o 3,879 full-time equivalent jobs, including:
 - Nursing: 977
 - Therapy: 121
 - Radiology: 186
 - Pharmacy: 91
 - Pathology and Laboratory: 112
 - Dietary/Housekeeping/Maintenance: 250
- o Purchased Services of \$84,437,000, including:
 - Contracted Labor: \$56,371,000
 - Pharmaceutical Drugs: \$17,966,000
 - Dietary/Laundry/Housekeeping Supplies: \$1,855,000
 - Building Supplies: \$677,000
 - Utilities: \$7,568,000 including:
 - \$4,510,000 in Electric
 - \$2,426,000 in Oil & Gas
 - \$632,000 in Water/Sewage/Disposal
- o Total Employee Payroll: \$270,467,000
- o Estimated State Income Taxes Paid by Employees: \$14,943,300

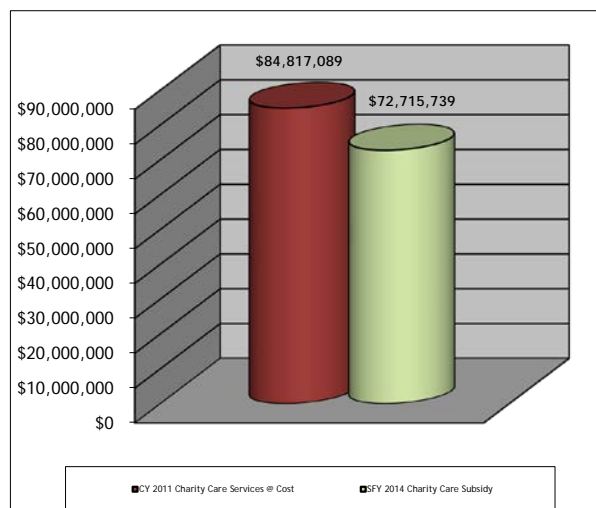
Annual Contributions as a Healthcare Safety Net

- o Hospitals also give back to the community by serving as the primary source of medical services for the state's 1.3 million uninsured, thus serving as the healthcare safety net for the most needy at a cost of over \$1.25 billion annually.
- o In 2012, uninsured patients presented at St. Joseph's Regional Medical Center on 189,492 occasions.
- o Hospitals provide a forum for non-salaried physicians to deliver services related to their individual practices.
- o New Jersey's general hospitals are predominantly not-for-profit entities – any excess revenue over expenses is returned to the community in the form of new medical technology, expanded hospital services, maintenance and expansion of physical infrastructure and the enhanced ability to hire & maintain skilled workforce.

Annual Taxes

- o St. Joseph's Regional Medical Center pays in excess of \$4,056,300 annually in taxes including:
 - 0.53 Percent Assessment: \$3,361,300
 - Adjusted Admissions Assessment: \$415,500
 - Newborn Screening Fees: \$279,500
 - Other assessments such as New Jersey Poison Information & Education System (NJPIES) and Maternal and Child Health Consortium Assessment
 - In addition, hospitals routinely support their local municipalities through special payments in lieu of taxes.

SFY 2014 Charity Care Subsidy Shortfall



St. Joseph's Wayne Hospital

Annual Contributions to the Local and State Economy

- o Total Expenditures: \$89,959,000
- o 627 full-time equivalent jobs, including:
 - Nursing: 219
 - Therapy: 39
 - Radiology: 64
 - Pharmacy: 19
 - Pathology and Laboratory: 19
 - Dietary/Housekeeping/Maintenance: 86
- o Purchased Services of \$16,375,000, including:
 - Contracted Labor: \$11,090,000
 - Pharmaceutical Drugs: \$2,898,000
 - Dietary/Laundry/Housekeeping Supplies: \$726,000
 - Building Supplies: \$150,000
 - Utilities: \$1,511,000 including:
 - \$1,091,000 in Electric
 - \$293,000 in Oil & Gas
 - \$127,000 in Water/Sewage/Disposal
- o Total Employee Payroll: \$37,690,000
- o Estimated State Income Taxes Paid by Employees: \$2,082,400

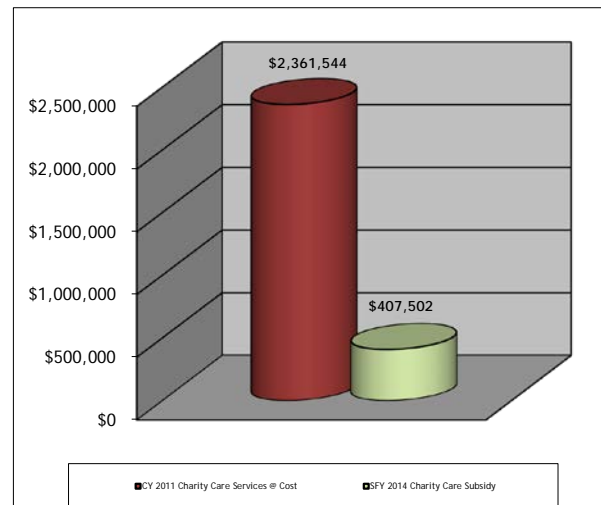
Annual Contributions as a Healthcare Safety Net

- o Hospitals also give back to the community by serving as the primary source of medical services for the state's 1.3 million uninsured, thus serving as the healthcare safety net for the most needy at a cost of over \$1.25 billion annually.
- o In 2012, uninsured patients presented at St. Joseph's Wayne Hospital on 7,097 occasions.
- o Hospitals provide a forum for non-salaried physicians to deliver services related to their individual practices.
- o New Jersey's general hospitals are predominantly not-for-profit entities – any excess revenue over expenses is returned to the community in the form of new medical technology, expanded hospital services, maintenance and expansion of physical infrastructure and the enhanced ability to hire & maintain skilled workforce.

Annual Taxes

- o St. Joseph's Wayne Hospital pays in excess of \$640,600 annually in taxes including:
 - 0.53 Percent Assessment: \$544,700
 - Adjusted Admissions Assessment: \$95,900
 - Newborn Screening Fees: \$0
 - Other assessments such as New Jersey Poison Information & Education System (NJPIES) and Maternal and Child Health Consortium Assessment
 - In addition, hospitals routinely support their local municipalities through special payments in lieu of taxes.

SFY 2014 Charity Care Subsidy Shortfall



St. Luke's Hospital - Warren Campus

Annual Contributions to the Local and State Economy

- o Total Expenditures: \$128,357,000
- o 886 full-time equivalent jobs, including:
 - Nursing: 228
 - Therapy: 35
 - Radiology: 57
 - Pharmacy: 15
 - Pathology and Laboratory: 50
 - Dietary/Housekeeping/Maintenance: 111
- o Purchased Services of \$16,491,000, including:
 - Contracted Labor: \$6,127,000
 - Pharmaceutical Drugs: \$6,921,000
 - Dietary/Laundry/Housekeeping Supplies: \$1,108,000
 - Building Supplies: \$317,000
 - Utilities: \$2,018,000 including:
 - \$1,285,000 in Electric
 - \$424,000 in Oil & Gas
 - \$309,000 in Water/Sewage/Disposal
- o Total Employee Payroll: \$46,672,000
- o Estimated State Income Taxes Paid by Employees: \$2,578,600

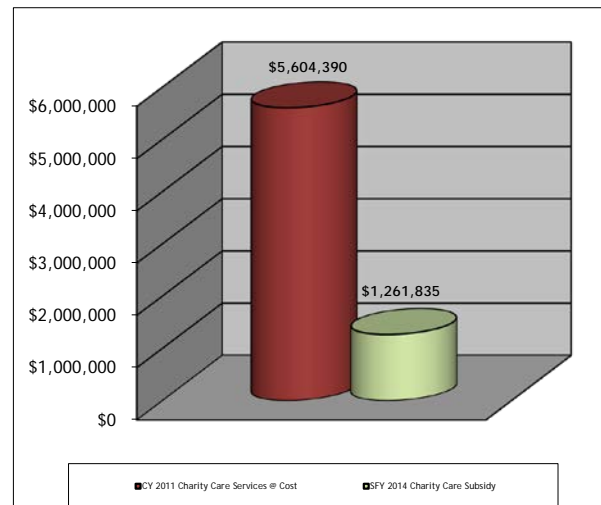
Annual Contributions as a Healthcare Safety Net

- o Hospitals also give back to the community by serving as the primary source of medical services for the state's 1.3 million uninsured, thus serving as the healthcare safety net for the most needy at a cost of over \$1.25 billion annually.
- o In 2012, uninsured patients presented at St. Luke's Hospital - Warren Campus on 15,319 occasions.
- o Hospitals provide a forum for non-salaried physicians to deliver services related to their individual practices.
- o New Jersey's general hospitals are predominantly not-for-profit entities – any excess revenue over expenses is returned to the community in the form of new medical technology, expanded hospital services, maintenance and expansion of physical infrastructure and the enhanced ability to hire & maintain skilled workforce.

Annual Taxes

- o St. Luke's Hospital - Warren Campus pays in excess of \$849,800 annually in taxes including:
 - 0.53 Percent Assessment: \$712,200
 - Adjusted Admissions Assessment: \$137,700
 - Newborn Screening Fees: \$0
 - Other assessments such as New Jersey Poison Information & Education System (NJPIES) and Maternal and Child Health Consortium Assessment
 - In addition, hospitals routinely support their local municipalities through special payments in lieu of taxes.

SFY 2014 Charity Care Subsidy Shortfall



St. Mary's Hospital

Annual Contributions to the Local and State Economy

- o Total Expenditures: \$170,077,000
- o 1,049 full-time equivalent jobs, including:
 - Nursing: 340
 - Therapy: 28
 - Radiology: 62
 - Pharmacy: 23
 - Pathology and Laboratory: 38
 - Dietary/Housekeeping/Maintenance: 104
- o Purchased Services of \$29,181,000, including:
 - Contracted Labor: \$19,101,000
 - Pharmaceutical Drugs: \$6,430,000
 - Dietary/Laundry/Housekeeping Supplies: \$903,000
 - Building Supplies: \$109,000
 - Utilities: \$2,638,000 including:
 - \$1,852,000 in Electric
 - \$363,000 in Oil & Gas
 - \$423,000 in Water/Sewage/Disposal
- o Total Employee Payroll: \$66,021,000
- o Estimated State Income Taxes Paid by Employees: \$3,647,700

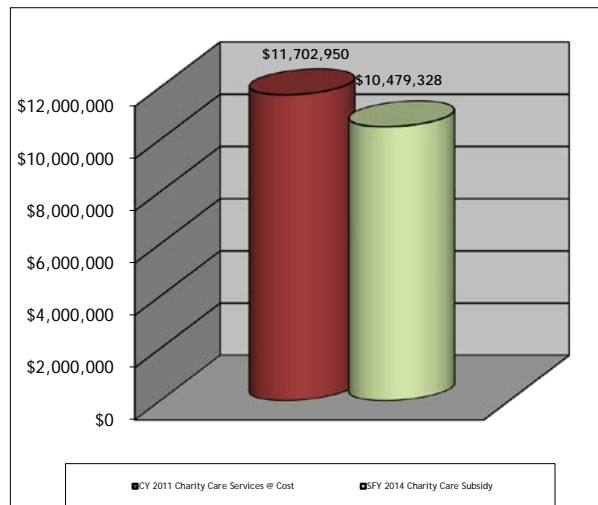
Annual Contributions as a Healthcare Safety Net

- o Hospitals also give back to the community by serving as the primary source of medical services for the state's 1.3 million uninsured, thus serving as the healthcare safety net for the most needy at a cost of over \$1.25 billion annually.
- o In 2012, uninsured patients presented at St. Mary's Hospital on 25,748 occasions.
- o Hospitals provide a forum for non-salaried physicians to deliver services related to their individual practices.
- o New Jersey's general hospitals are predominantly not-for-profit entities – any excess revenue over expenses is returned to the community in the form of new medical technology, expanded hospital services, maintenance and expansion of physical infrastructure and the enhanced ability to hire & maintain skilled workforce.

Annual Taxes

- o St. Mary's Hospital pays in excess of \$1,127,800 annually in taxes including:
 - 0.53 Percent Assessment: \$880,200
 - Adjusted Admissions Assessment: \$167,600
 - Newborn Screening Fees: \$80,000
 - Other assessments such as New Jersey Poison Information & Education System (NJPIES) and Maternal and Child Health Consortium Assessment
 - In addition, hospitals routinely support their local municipalities through special payments in lieu of taxes.

SFY 2014 Charity Care Subsidy Shortfall



Trinitas Regional Medical Center

Annual Contributions to the Local and State Economy

- o Total Expenditures: \$303,265,000
- o 2,152 full-time equivalent jobs, including:
 - Nursing: 478
 - Therapy: 58
 - Radiology: 71
 - Pharmacy: 29
 - Pathology and Laboratory: 44
 - Dietary/Housekeeping/Maintenance: 220
- o Purchased Services of \$27,898,000, including:
 - Contracted Labor: \$6,374,000
 - Pharmaceutical Drugs: \$12,675,000
 - Dietary/Laundry/Housekeeping Supplies: \$2,636,000
 - Building Supplies: \$1,188,000
 - Utilities: \$5,025,000 including:
 - \$3,066,000 in Electric
 - \$1,238,000 in Oil & Gas
 - \$721,000 in Water/Sewage/Disposal
- o Total Employee Payroll: \$129,551,000
- o Estimated State Income Taxes Paid by Employees: \$7,157,700

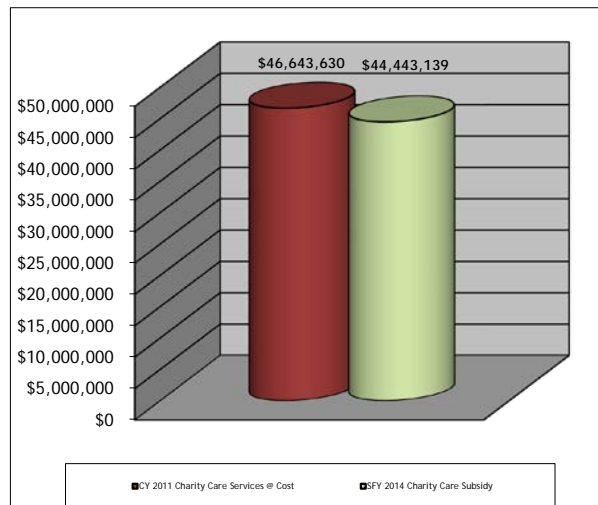
Annual Contributions as a Healthcare Safety Net

- o Hospitals also give back to the community by serving as the primary source of medical services for the state's 1.3 million uninsured, thus serving as the healthcare safety net for the most needy at a cost of over \$1.25 billion annually.
- o In 2012, uninsured patients presented at Trinitas Regional Medical Center on 120,292 occasions.
- o Hospitals provide a forum for non-salaried physicians to deliver services related to their individual practices.
- o New Jersey's general hospitals are predominantly not-for-profit entities – any excess revenue over expenses is returned to the community in the form of new medical technology, expanded hospital services, maintenance and expansion of physical infrastructure and the enhanced ability to hire & maintain skilled workforce.

Annual Taxes

- o Trinitas Regional Medical Center pays in excess of \$2,091,600 annually in taxes including:
 - 0.53 Percent Assessment: \$1,615,000
 - Adjusted Admissions Assessment: \$292,900
 - Newborn Screening Fees: \$183,700
 - Other assessments such as New Jersey Poison Information & Education System (NJPIES) and Maternal and Child Health Consortium Assessment
 - In addition, hospitals routinely support their local municipalities through special payments in lieu of taxes.

SFY 2014 Charity Care Subsidy Shortfall



University Hospital

Annual Contributions to the Local and State Economy

- o Total Expenditures: \$692,777,000
- o 3,490 full-time equivalent jobs, including:
 - Nursing: 770
 - Therapy: 87
 - Radiology: 171
 - Pharmacy: 69
 - Pathology and Laboratory: 143
 - Dietary/Housekeeping/Maintenance: 106
- o Purchased Services of \$50,666,000, including:
 - Contracted Labor: \$25,238,000
 - Pharmaceutical Drugs: \$15,796,000
 - Dietary/Laundry/Housekeeping Supplies: \$4,391,000
 - Building Supplies: \$2,000
 - Utilities: \$5,239,000 including:
 - \$1,022,000 in Electric
 - \$1,165,000 in Oil & Gas
 - \$3,052,000 in Water/Sewage/Disposal
- o Total Employee Payroll: \$273,463,000
- o Estimated State Income Taxes Paid by Employees: \$15,108,800

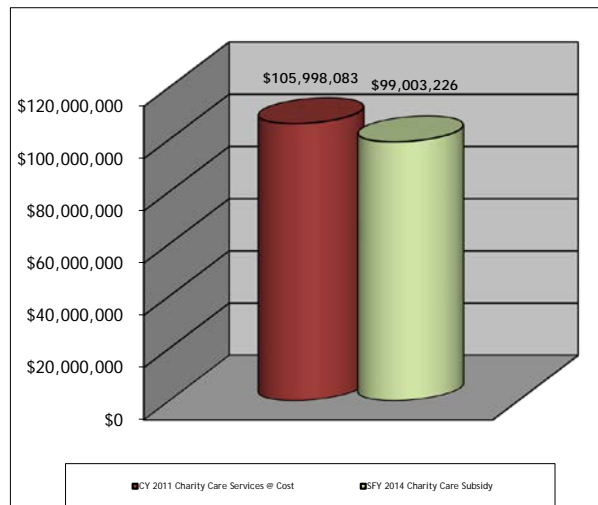
Annual Contributions as a Healthcare Safety Net

- o Hospitals also give back to the community by serving as the primary source of medical services for the state's 1.3 million uninsured, thus serving as the healthcare safety net for the most needy at a cost of over \$1.25 billion annually.
- o In 2012, uninsured patients presented at University Hospital on 179,354 occasions.
- o Hospitals provide a forum for non-salaried physicians to deliver services related to their individual practices.
- o New Jersey's general hospitals are predominantly not-for-profit entities – any excess revenue over expenses is returned to the community in the form of new medical technology, expanded hospital services, maintenance and expansion of physical infrastructure and the enhanced ability to hire & maintain skilled workforce.

Annual Taxes

- o University Hospital pays in excess of \$4,218,700 annually in taxes including:
 - 0.53 Percent Assessment: \$3,695,000
 - Adjusted Admissions Assessment: \$259,600
 - Newborn Screening Fees: \$264,100
 - Other assessments such as New Jersey Poison Information & Education System (NJPIES) and Maternal and Child Health Consortium Assessment
 - In addition, hospitals routinely support their local municipalities through special payments in lieu of taxes.

SFY 2014 Charity Care Subsidy Shortfall



University Medical Center of Princeton at Plainsboro

Annual Contributions to the Local and State Economy

- o Total Expenditures: \$292,969,000
- o 1,707 full-time equivalent jobs, including:
 - Nursing: 427
 - Therapy: 83
 - Radiology: 86
 - Pharmacy: 43
 - Pathology and Laboratory: 95
 - Dietary/Housekeeping/Maintenance: 133
- o Purchased Services of \$24,487,000, including:
 - Contracted Labor: \$7,146,000
 - Pharmaceutical Drugs: \$10,910,000
 - Dietary/Laundry/Housekeeping Supplies: \$143,000
 - Building Supplies: \$0
 - Utilities: \$6,288,000 including:
 - \$4,520,000 in Electric
 - \$948,000 in Oil & Gas
 - \$820,000 in Water/Sewage/Disposal
- o Total Employee Payroll: \$106,231,000
- o Estimated State Income Taxes Paid by Employees: \$5,869,300

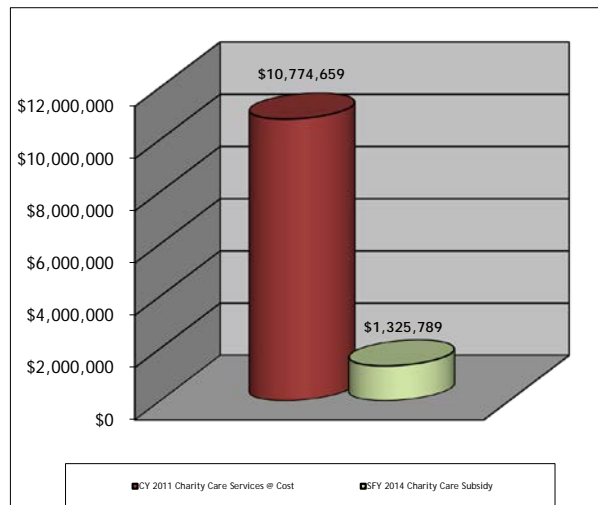
Annual Contributions as a Healthcare Safety Net

- o Hospitals also give back to the community by serving as the primary source of medical services for the state's 1.3 million uninsured, thus serving as the healthcare safety net for the most needy at a cost of over \$1.25 billion annually.
- o In 2012, uninsured patients presented at University Medical Center of Princeton at Plainsboro on 40,189 occasions.
- o Hospitals provide a forum for non-salaried physicians to deliver services related to their individual practices.
- o New Jersey's general hospitals are predominantly not-for-profit entities – any excess revenue over expenses is returned to the community in the form of new medical technology, expanded hospital services, maintenance and expansion of physical infrastructure and the enhanced ability to hire & maintain skilled workforce.

Annual Taxes

- o University Medical Center of Princeton at Plainsboro pays in excess of \$1,895,500 annually in taxes
 - 0.53 Percent Assessment: \$1,414,200
 - Adjusted Admissions Assessment: \$316,300
 - Newborn Screening Fees: \$165,000
 - Other assessments such as New Jersey Poison Information & Education System (NJPIES) and Maternal and Child Health Consortium Assessment
 - In addition, hospitals routinely support their local municipalities through special payments in lieu of taxes.

SFY 2014 Charity Care Subsidy Shortfall



Valley Hospital

Annual Contributions to the Local and State Economy

- o Total Expenditures: \$570,553,000
- o 3,203 full-time equivalent jobs, including:
 - Nursing: 942
 - Therapy: 117
 - Radiology: 251
 - Pharmacy: 76
 - Pathology and Laboratory: 149
 - Dietary/Housekeeping/Maintenance: 313
- o Purchased Services of \$76,513,000, including:
 - Contracted Labor: \$36,152,000
 - Pharmaceutical Drugs: \$30,111,000
 - Dietary/Laundry/Housekeeping Supplies: \$4,316,000
 - Building Supplies: \$299,000
 - Utilities: \$5,635,000 including:
 - \$4,000,000 in Electric
 - \$774,000 in Oil & Gas
 - \$861,000 in Water/Sewage/Disposal
- o Total Employee Payroll: \$248,267,000
- o Estimated State Income Taxes Paid by Employees: \$13,716,800

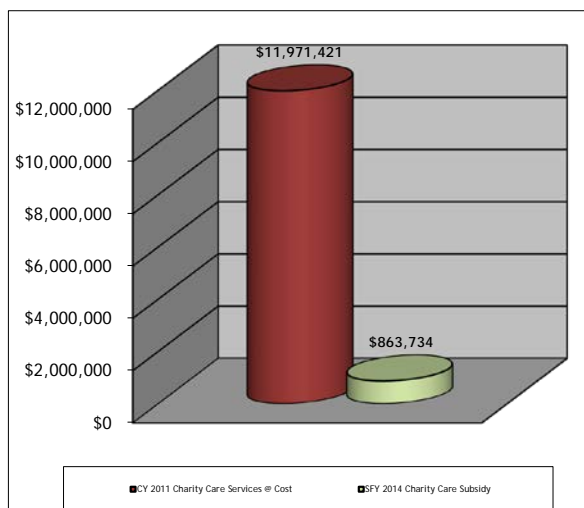
Annual Contributions as a Healthcare Safety Net

- o Hospitals also give back to the community by serving as the primary source of medical services for the state's 1.3 million uninsured, thus serving as the healthcare safety net for the most needy at a cost of over \$1.25 billion annually.
- o In 2012, uninsured patients presented at Valley Hospital on 33,648 occasions.
- o Hospitals provide a forum for non-salaried physicians to deliver services related to their individual practices.
- o New Jersey's general hospitals are predominantly not-for-profit entities – any excess revenue over expenses is returned to the community in the form of new medical technology, expanded hospital services, maintenance and expansion of physical infrastructure and the enhanced ability to hire & maintain skilled workforce.

Annual Taxes

- o Valley Hospital pays in excess of \$4,268,000 annually in taxes including:
 - 0.53 Percent Assessment: \$3,488,600
 - Adjusted Admissions Assessment: \$496,200
 - Newborn Screening Fees: \$283,100
 - Other assessments such as New Jersey Poison Information & Education System (NJPIES) and Maternal and Child Health Consortium Assessment
 - In addition, hospitals routinely support their local municipalities through special payments in lieu of taxes.

SFY 2014 Charity Care Subsidy Shortfall



Virtua Berlin

Annual Contributions to the Local and State Economy

- o Total Expenditures: \$65,092,000
- o 361 full-time equivalent jobs, including:
 - Nursing: 143
 - Therapy: 19
 - Radiology: 22
 - Pharmacy: 11
 - Pathology and Laboratory: 26
 - Dietary/Housekeeping/Maintenance: 38
- o Purchased Services of \$4,666,000, including:
 - Contracted Labor: \$2,376,000
 - Pharmaceutical Drugs: \$1,329,000
 - Dietary/Laundry/Housekeeping Supplies: \$317,000
 - Building Supplies: \$49,000
 - Utilities: \$595,000 including:
 - \$451,000 in Electric
 - \$65,000 in Oil & Gas
 - \$79,000 in Water/Sewage/Disposal
- o Total Employee Payroll: \$24,026,000
- o Estimated State Income Taxes Paid by Employees: \$1,327,400

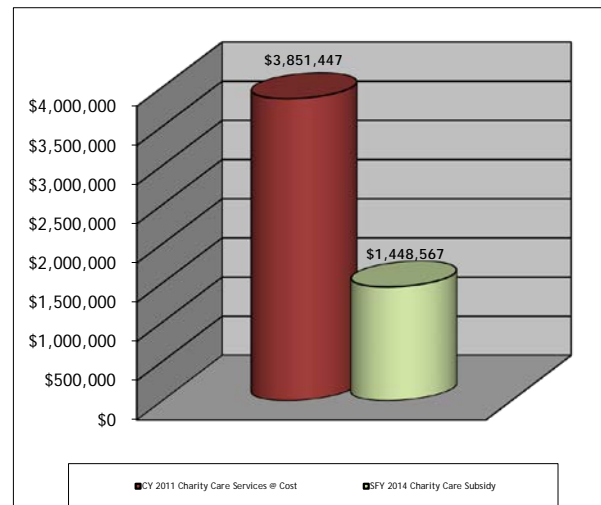
Annual Contributions as a Healthcare Safety Net

- o Hospitals also give back to the community by serving as the primary source of medical services for the state's 1.3 million uninsured, thus serving as the healthcare safety net for the most needy at a cost of over \$1.25 billion annually.
- o In 2012, uninsured patients presented at Virtua Berlin on 3,905 occasions.
- o Hospitals provide a forum for non-salaried physicians to deliver services related to their individual practices.
- o New Jersey's general hospitals are predominantly not-for-profit entities – any excess revenue over expenses is returned to the community in the form of new medical technology, expanded hospital services, maintenance and expansion of physical infrastructure and the enhanced ability to hire & maintain skilled workforce.

Annual Taxes

- o Virtua Berlin pays in excess of \$357,600 annually in taxes including:
 - 0.53 Percent Assessment: \$298,700
 - Adjusted Admissions Assessment: \$58,900
 - Newborn Screening Fees: \$0
 - Other assessments such as New Jersey Poison Information & Education System (NJPIES) and Maternal and Child Health Consortium Assessment
 - In addition, hospitals routinely support their local municipalities through special payments in lieu of taxes.

SFY 2014 Charity Care Subsidy Shortfall



Virtua Marlton

Annual Contributions to the Local and State Economy

- o Total Expenditures: \$173,629,000
- o 763 full-time equivalent jobs, including:
 - Nursing: 350
 - Therapy: 30
 - Radiology: 42
 - Pharmacy: 22
 - Pathology and Laboratory: 51
 - Dietary/Housekeeping/Maintenance: 83
- o Purchased Services of \$15,252,000, including:
 - Contracted Labor: \$7,528,000
 - Pharmaceutical Drugs: \$5,184,000
 - Dietary/Laundry/Housekeeping Supplies: \$500,000
 - Building Supplies: \$460,000
 - Utilities: \$1,580,000 including:
 - \$1,304,000 in Electric
 - \$99,000 in Oil & Gas
 - \$177,000 in Water/Sewage/Disposal
- o Total Employee Payroll: \$50,055,000
- o Estimated State Income Taxes Paid by Employees: \$2,765,500

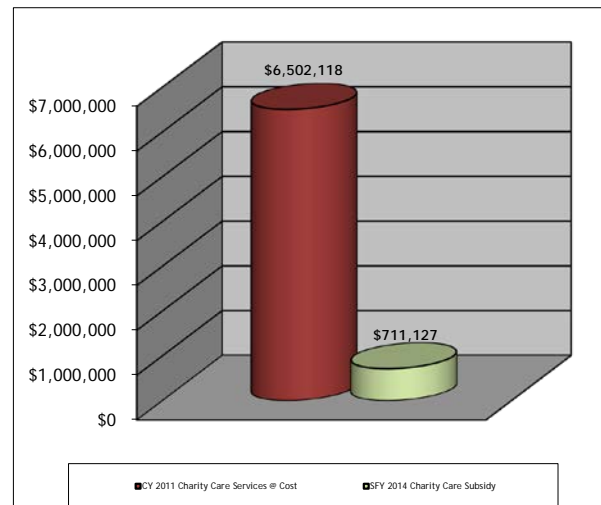
Annual Contributions as a Healthcare Safety Net

- o Hospitals also give back to the community by serving as the primary source of medical services for the state's 1.3 million uninsured, thus serving as the healthcare safety net for the most needy at a cost of over \$1.25 billion annually.
- o In 2012, uninsured patients presented at Virtua Marlton on 3,043 occasions.
- o Hospitals provide a forum for non-salaried physicians to deliver services related to their individual practices.
- o New Jersey's general hospitals are predominantly not-for-profit entities – any excess revenue over expenses is returned to the community in the form of new medical technology, expanded hospital services, maintenance and expansion of physical infrastructure and the enhanced ability to hire & maintain skilled workforce.

Annual Taxes

- o Virtua Marlton pays in excess of \$1,138,800 annually in taxes including:
 - 0.53 Percent Assessment: \$1,004,000
 - Adjusted Admissions Assessment: \$134,800
 - Newborn Screening Fees: \$0
 - Other assessments such as New Jersey Poison Information & Education System (NJPIES) and Maternal and Child Health Consortium Assessment
 - In addition, hospitals routinely support their local municipalities through special payments in lieu of taxes.

SFY 2014 Charity Care Subsidy Shortfall



Virtua Memorial

Annual Contributions to the Local and State Economy

- o Total Expenditures: \$291,682,000
- o 1,489 full-time equivalent jobs, including:
 - Nursing: 541
 - Therapy: 26
 - Radiology: 95
 - Pharmacy: 33
 - Pathology and Laboratory: 73
 - Dietary/Housekeeping/Maintenance: 148
- o Purchased Services of \$29,219,000, including:
 - Contracted Labor: \$14,129,000
 - Pharmaceutical Drugs: \$10,495,000
 - Dietary/Laundry/Housekeeping Supplies: \$1,115,000
 - Building Supplies: \$246,000
 - Utilities: \$3,234,000 including:
 - \$2,471,000 in Electric
 - \$449,000 in Oil & Gas
 - \$314,000 in Water/Sewage/Disposal
- o Total Employee Payroll: \$97,290,000
- o Estimated State Income Taxes Paid by Employees: \$5,375,300

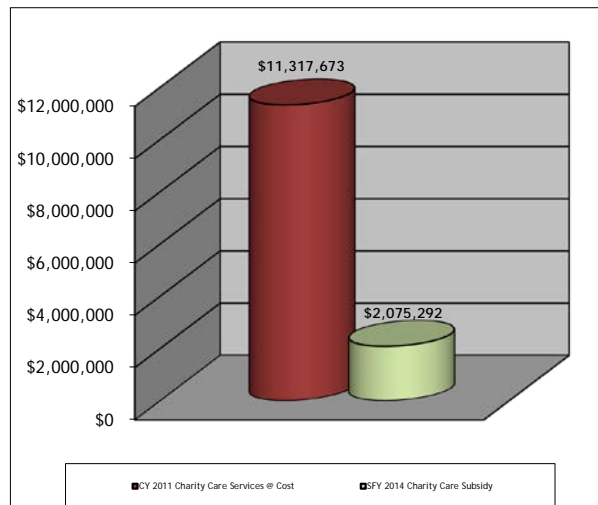
Annual Contributions as a Healthcare Safety Net

- o Hospitals also give back to the community by serving as the primary source of medical services for the state's 1.3 million uninsured, thus serving as the healthcare safety net for the most needy at a cost of over \$1.25 billion annually.
- o In 2012, uninsured patients presented at Virtua Memorial on 20,076 occasions.
- o Hospitals provide a forum for non-salaried physicians to deliver services related to their individual practices.
- o New Jersey's general hospitals are predominantly not-for-profit entities – any excess revenue over expenses is returned to the community in the form of new medical technology, expanded hospital services, maintenance and expansion of physical infrastructure and the enhanced ability to hire & maintain skilled workforce.

Annual Taxes

- o Virtua Memorial pays in excess of \$2,219,700 annually in taxes including:
 - 0.53 Percent Assessment: \$1,706,600
 - Adjusted Admissions Assessment: \$298,400
 - Newborn Screening Fees: \$214,700
 - Other assessments such as New Jersey Poison Information & Education System (NJPIES) and Maternal and Child Health Consortium Assessment
 - In addition, hospitals routinely support their local municipalities through special payments in lieu of taxes.

SFY 2014 Charity Care Subsidy Shortfall



Virtua Voorhees

Annual Contributions to the Local and State Economy

- o Total Expenditures: \$411,180,000
- o 2,133 full-time equivalent jobs, including:
 - Nursing: 617
 - Therapy: 85
 - Radiology: 66
 - Pharmacy: 32
 - Pathology and Laboratory: 92
 - Dietary/Housekeeping/Maintenance: 208
- o Purchased Services of \$35,637,000, including:
 - Contracted Labor: \$18,937,000
 - Pharmaceutical Drugs: \$9,108,000
 - Dietary/Laundry/Housekeeping Supplies: \$1,331,000
 - Building Supplies: \$316,000
 - Utilities: \$5,945,000 including:
 - \$4,850,000 in Electric
 - \$600,000 in Oil & Gas
 - \$495,000 in Water/Sewage/Disposal
- o Total Employee Payroll: \$136,516,000
- o Estimated State Income Taxes Paid by Employees: \$7,542,500

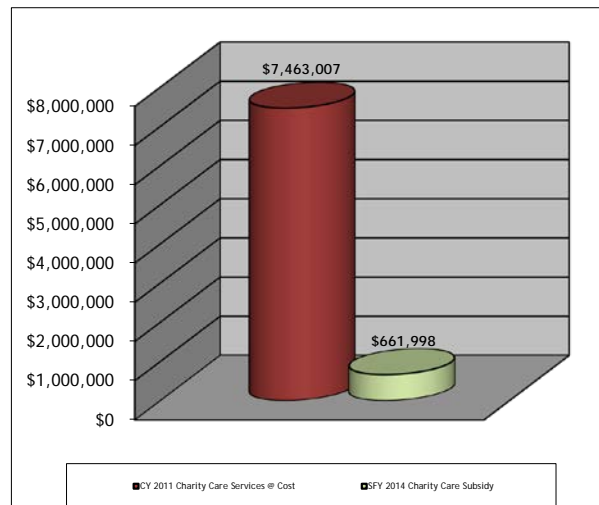
Annual Contributions as a Healthcare Safety Net

- o Hospitals also give back to the community by serving as the primary source of medical services for the state's 1.3 million uninsured, thus serving as the healthcare safety net for the most needy at a cost of over \$1.25 billion annually.
- o In 2012, uninsured patients presented at Virtua Voorhees on 28,706 occasions.
- o Hospitals provide a forum for non-salaried physicians to deliver services related to their individual practices.
- o New Jersey's general hospitals are predominantly not-for-profit entities – any excess revenue over expenses is returned to the community in the form of new medical technology, expanded hospital services, maintenance and expansion of physical infrastructure and the enhanced ability to hire & maintain skilled workforce.

Annual Taxes

- o Virtua Voorhees pays in excess of \$3,289,100 annually in taxes including:
 - 0.53 Percent Assessment: \$2,358,500
 - Adjusted Admissions Assessment: \$419,000
 - Newborn Screening Fees: \$511,700
 - Other assessments such as New Jersey Poison Information & Education System (NJPIES) and Maternal and Child Health Consortium Assessment
 - In addition, hospitals routinely support their local municipalities through special payments in lieu of taxes.

SFY 2014 Charity Care Subsidy Shortfall



Atlantic County Hospitals

Annual Contributions to the Local and State Economy

- o Total Expenditures: \$865,440,000
- o 4,651 full-time equivalent jobs, including:
 - Nursing: 1,355
 - Therapy: 91
 - Radiology: 262
 - Pharmacy: 124
 - Pathology and Laboratory: 182
 - Dietary/Housekeeping/Maintenance: 394
- o Purchased Services of \$111,335,000, including:
 - Contracted Labor: \$54,315,000
 - Pharmaceutical Drugs: \$38,833,000
 - Dietary/Laundry/Housekeeping Supplies: \$6,831,000
 - Building Supplies: \$593,000
 - Utilities: \$10,763,000 including:
 - \$7,512,000 in Electric
 - \$2,077,000 in Oil & Gas
 - \$1,174,000 in Water/Sewage/Disposal
- o Total Employee Payroll: \$315,169,000
- o Estimated State Income Taxes Paid by Employees: \$17,413,100

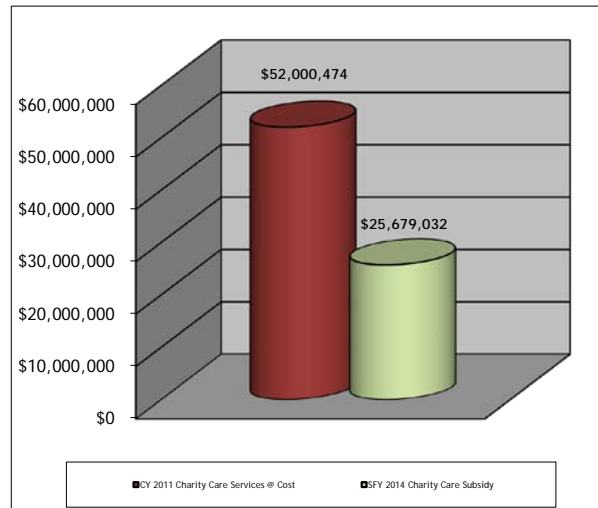
Annual Contributions as a Healthcare Safety Net

- o Hospitals also give back to the community by serving as the primary source of medical services for the state's 1.3 million uninsured, thus serving as the healthcare safety net for the most needy at a cost of over \$1.25 billion annually.
- o In 2012, uninsured patients presented at Atlantic County Hospitals on 81,045 occasions.
- o Hospitals provide a forum for non-salaried physicians to deliver services related to their individual practices.
- o New Jersey's general hospitals are predominantly not-for-profit entities – any excess revenue over expenses is returned to the community in the form of new medical technology, expanded hospital services, maintenance and expansion of physical infrastructure and the enhanced ability to hire & maintain skilled workforce.

Annual Taxes

- o Atlantic County Hospitals pay in excess of \$5,613,500 annually in taxes including:
 - 0.53 Percent Assessment: \$4,586,100
 - Adjusted Admissions Assessment: \$725,500
 - Newborn Screening Fees: \$302,000
 - Other assessments such as New Jersey Poison Information & Education System (NJPIES) and Maternal and Child Health Consortium Assessment
 - In addition, hospitals routinely support their local municipalities through special payments in lieu of taxes.

SFY 2014 Charity Care Subsidy Shortfall



Bergen County Hospitals

Annual Contributions to the Local and State Economy

- o Total Expenditures: \$2,857,296,000
- o Purchased Services of \$376,208,000, including:
 - Contracted Labor: \$120,846,000
 - Pharmaceutical Drugs: \$192,297,000
 - Dietary/Laundry/Housekeeping Supplies: \$21,070,000
 - Building Supplies: \$1,616,000
 - Utilities: \$40,379,000 including:
 - \$28,636,000 in Electric
 - \$8,029,000 in Oil & Gas
 - \$3,714,000 in Water/Sewage/Disposal
- o 18,932 full-time equivalent jobs, including:
 - Nursing: 4,797
 - Therapy: 555
 - Radiology: 1,571
 - Pharmacy: 445
 - Pathology and Laboratory: 843
 - Dietary/Housekeeping/Maintenance: 1,758
- o Total Employee Payroll: \$1,173,420,000
- o Estimated State Income Taxes Paid by Employees: \$64,831,500

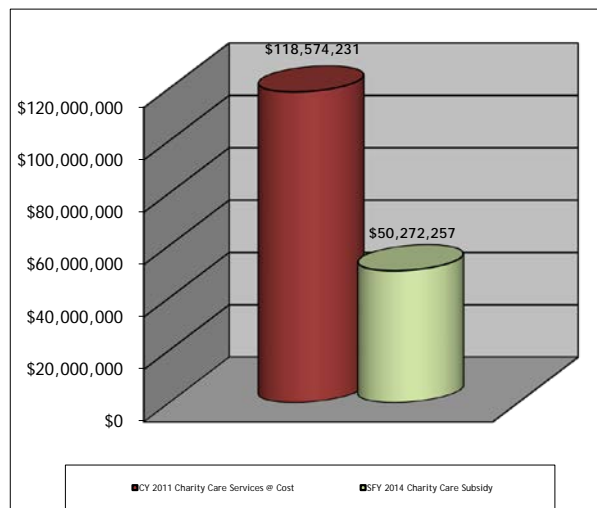
Annual Contributions as a Healthcare Safety Net

- o Hospitals also give back to the community by serving as the primary source of medical services for the state's 1.3 million uninsured, thus serving as the healthcare safety net for the most needy at a cost of over \$1.25 billion annually.
- o In 2012, uninsured patients presented at Bergen County Hospitals on 627,469 occasions.
- o Hospitals provide a forum for non-salaried physicians to deliver services related to their individual practices.
- o New Jersey's general hospitals are predominantly not-for-profit entities – any excess revenue over expenses is returned to the community in the form of new medical technology, expanded hospital services, maintenance and expansion of physical infrastructure and the enhanced ability to hire & maintain skilled workforce.

Annual Taxes

- o Bergen County Hospitals pay in excess of \$19,506,100 annually in taxes including:
 - 0.53 Percent Assessment: \$16,015,400
 - Adjusted Admissions Assessment: \$2,392,400
 - Newborn Screening Fees: \$1,098,300
 - Other assessments such as New Jersey Poison Information & Education System (NJPIES) and Maternal and Child Health Consortium Assessment
 - In addition, hospitals routinely support their local municipalities through special payments in lieu of taxes.

SFY 2014 Charity Care Subsidy Shortfall



Burlington County Hospitals

Annual Contributions to the Local and State Economy

- o Total Expenditures: \$720,369,000
- o 3,755 full-time equivalent jobs, including:
 - Nursing: 1,272
 - Therapy: 128
 - Radiology: 194
 - Pharmacy: 89
 - Pathology and Laboratory: 195
 - Dietary/Housekeeping/Maintenance: 381
- o Purchased Services of \$78,814,000, including:
 - Contracted Labor: \$44,154,000
 - Pharmaceutical Drugs: \$21,863,000
 - Dietary/Laundry/Housekeeping Supplies: \$4,020,000
 - Building Supplies: \$706,000
 - Utilities: \$8,071,000 including:
 - \$6,075,000 in Electric
 - \$1,230,000 in Oil & Gas
 - \$766,000 in Water/Sewage/Disposal
- o Total Employee Payroll: \$253,618,000
- o Estimated State Income Taxes Paid by Employees: \$14,012,400

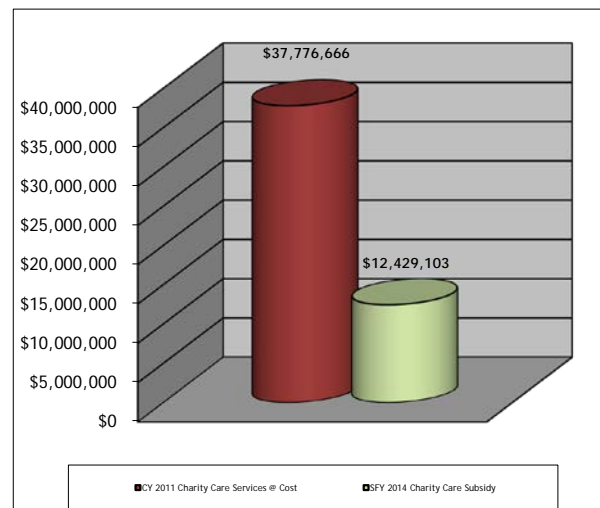
Annual Contributions as a Healthcare Safety Net

- o Hospitals also give back to the community by serving as the primary source of medical services for the state's 1.3 million uninsured, thus serving as the healthcare safety net for the most needy at a cost of over \$1.25 billion annually.
- o In 2012, uninsured patients presented at Burlington County Hospitals on 49,262 occasions.
- o Hospitals provide a forum for non-salaried physicians to deliver services related to their individual practices.
- o New Jersey's general hospitals are predominantly not-for-profit entities – any excess revenue over expenses is returned to the community in the form of new medical technology, expanded hospital services, maintenance and expansion of physical infrastructure and the enhanced ability to hire & maintain skilled workforce.

Annual Taxes

- o Burlington County Hospitals pay in excess of \$4,939,100 annually in taxes including:
 - 0.53 Percent Assessment: \$4,097,400
 - Adjusted Admissions Assessment: \$627,000
 - Newborn Screening Fees: \$214,700
 - Other assessments such as New Jersey Poison Information & Education System (NJPIES) and Maternal and Child Health Consortium Assessment
 - In addition, hospitals routinely support their local municipalities through special payments in lieu of taxes.

SFY 2014 Charity Care Subsidy Shortfall



Camden County Hospitals

Annual Contributions to the Local and State Economy

- o Total Expenditures: \$1,626,564,000
- o 9,077 full-time equivalent jobs, including:
 - Nursing: 2,430
 - Therapy: 362
 - Radiology: 369
 - Pharmacy: 176
 - Pathology and Laboratory: 399
 - Dietary/Housekeeping/Maintenance: 897
- o Purchased Services of \$162,801,000, including:
 - Contracted Labor: \$92,289,000
 - Pharmaceutical Drugs: \$40,645,000
 - Dietary/Laundry/Housekeeping Supplies: \$8,702,000
 - Building Supplies: \$397,000
 - Utilities: \$20,768,000 including:
 - \$14,658,000 in Electric
 - \$3,102,000 in Oil & Gas
 - \$3,008,000 in Water/Sewage/Disposal
- o Total Employee Payroll: \$634,325,000
- o Estimated State Income Taxes Paid by Employees: \$35,046,500

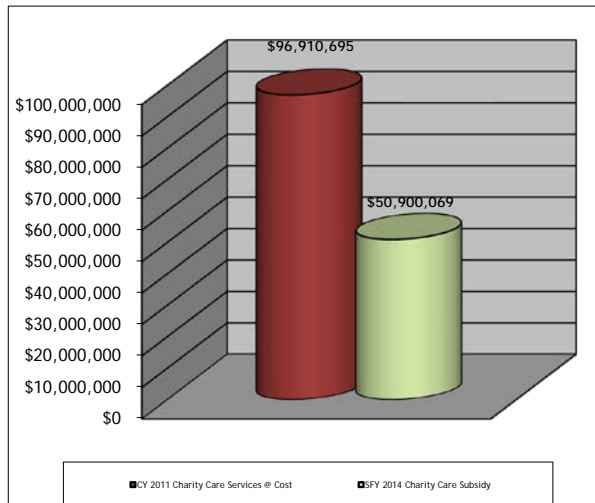
Annual Contributions as a Healthcare Safety Net

- o Hospitals also give back to the community by serving as the primary source of medical services for the state's 1.3 million uninsured, thus serving as the healthcare safety net for the most needy at a cost of over \$1.25 billion annually.
- o In 2012, uninsured patients presented at Camden County Hospitals on 134,018 occasions.
- o Hospitals provide a forum for non-salaried physicians to deliver services related to their individual practices.
- o New Jersey's general hospitals are predominantly not-for-profit entities – any excess revenue over expenses is returned to the community in the form of new medical technology, expanded hospital services, maintenance and expansion of physical infrastructure and the enhanced ability to hire & maintain skilled workforce.

Annual Taxes

- o Camden County Hospitals pay in excess of \$11,080,700 annually in taxes including:
 - 0.53 Percent Assessment: \$9,025,700
 - Adjusted Admissions Assessment: \$1,326,500
 - Newborn Screening Fees: \$728,500
 - Other assessments such as New Jersey Poison Information & Education System (NJPIES) and Maternal and Child Health Consortium Assessment
 - In addition, hospitals routinely support their local municipalities through special payments in lieu of taxes.

SFY 2014 Charity Care Subsidy Shortfall



Cape May County Hospitals

Annual Contributions to the Local and State Economy

- o Total Expenditures: \$112,831,000
- o Purchased Services of \$16,978,000, including:
 - Contracted Labor: \$11,154,000
 - Pharmaceutical Drugs: \$2,950,000
 - Dietary/Laundry/Housekeeping Supplies: \$741,000
 - Building Supplies: \$20,000
 - Utilities: \$2,113,000 including:
 - \$1,362,000 in Electric
 - \$367,000 in Oil & Gas
 - \$384,000 in Water/Sewage/Disposal
- o 815 full-time equivalent jobs, including:
 - Nursing: 189
 - Therapy: 40
 - Radiology: 58
 - Pharmacy: 21
 - Pathology and Laboratory: 56
 - Dietary/Housekeeping/Maintenance: 64
- o Total Employee Payroll: \$48,404,000
- o Estimated State Income Taxes Paid by Employees: \$2,674,300

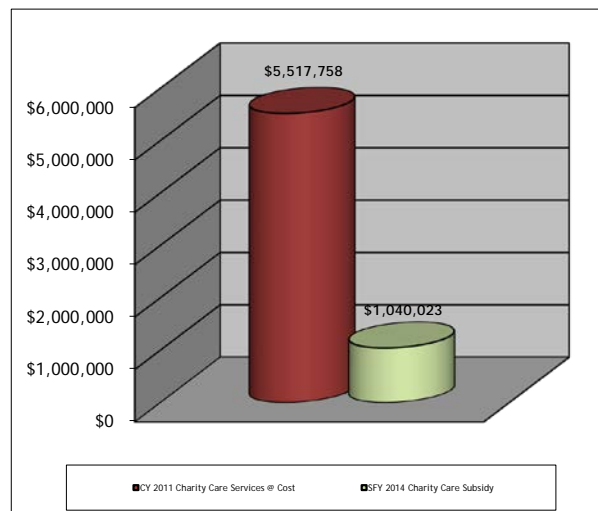
Annual Contributions as a Healthcare Safety Net

- o Hospitals also give back to the community by serving as the primary source of medical services for the state's 1.3 million uninsured, thus serving as the healthcare safety net for the most needy at a cost of over \$1.25 billion annually.
- o In 2012, uninsured patients presented at Cape May County Hospitals on 22,323 occasions.
- o Hospitals provide a forum for non-salaried physicians to deliver services related to their individual practices.
- o New Jersey's general hospitals are predominantly not-for-profit entities – any excess revenue over expenses is returned to the community in the form of new medical technology, expanded hospital services, maintenance and expansion of physical infrastructure and the enhanced ability to hire & maintain skilled workforce.

Annual Taxes

- o Cape May County Hospitals pay in excess of \$835,500 annually in taxes including:
 - 0.53 Percent Assessment: \$606,900
 - Adjusted Admissions Assessment: \$180,700
 - Newborn Screening Fees: \$48,000
 - Other assessments such as New Jersey Poison Information & Education System (NJPIES) and Maternal and Child Health Consortium Assessment
 - In addition, hospitals routinely support their local municipalities through special payments in lieu of taxes.

SFY 2014 Charity Care Subsidy Shortfall



Cumberland County Hospitals

Annual Contributions to the Local and State Economy

- o Total Expenditures: \$320,662,000
- o 2,133 full-time equivalent jobs, including:
 - Nursing: 590
 - Therapy: 46
 - Radiology: 168
 - Pharmacy: 32
 - Pathology and Laboratory: 101
 - Dietary/Housekeeping/Maintenance: 205
- o Purchased Services of \$33,286,000, including:
 - Contracted Labor: \$20,215,000
 - Pharmaceutical Drugs: \$6,274,000
 - Dietary/Laundry/Housekeeping Supplies: \$2,041,000
 - Building Supplies: \$27,000
 - Utilities: \$4,729,000 including:
 - \$3,272,000 in Electric
 - \$1,010,000 in Oil & Gas
 - \$447,000 in Water/Sewage/Disposal
- o Total Employee Payroll: \$135,715,000
- o Estimated State Income Taxes Paid by Employees: \$7,498,300

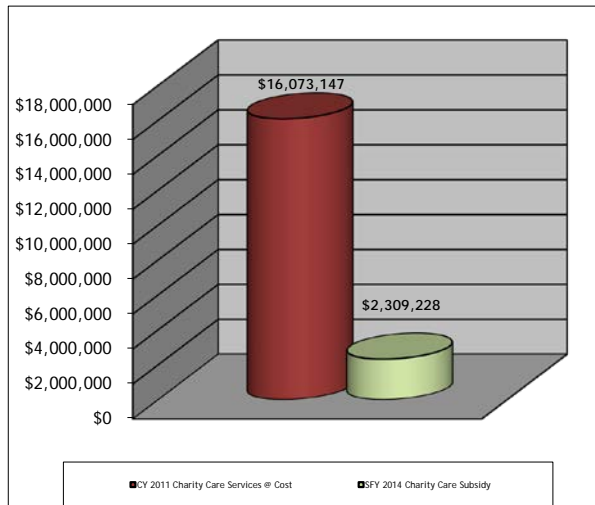
Annual Contributions as a Healthcare Safety Net

- o Hospitals also give back to the community by serving as the primary source of medical services for the state's 1.3 million uninsured, thus serving as the healthcare safety net for the most needy at a cost of over \$1.25 billion annually.
- o In 2012, uninsured patients presented at Cumberland County Hospitals on 47,426 occasions.
- o Hospitals provide a forum for non-salaried physicians to deliver services related to their individual practices.
- o New Jersey's general hospitals are predominantly not-for-profit entities – any excess revenue over expenses is returned to the community in the form of new medical technology, expanded hospital services, maintenance and expansion of physical infrastructure and the enhanced ability to hire & maintain skilled workforce.

Annual Taxes

- o Cumberland County Hospitals pay in excess of \$2,316,800 annually in taxes including:
 - 0.53 Percent Assessment: \$1,724,300
 - Adjusted Admissions Assessment: \$379,900
 - Newborn Screening Fees: \$212,700
 - Other assessments such as New Jersey Poison Information & Education System (NJPIES) and Maternal and Child Health Consortium Assessment
 - In addition, hospitals routinely support their local municipalities through special payments in lieu of taxes.

SFY 2014 Charity Care Subsidy Shortfall



Essex County Hospitals

Annual Contributions to the Local and State Economy

- o Total Expenditures: \$2,713,092,000
- o Purchased Services of \$396,805,000, including:
 - Contracted Labor: \$222,100,000
 - Pharmaceutical Drugs: \$124,068,000
 - Dietary/Laundry/Housekeeping Supplies: \$16,258,000
 - Building Supplies: \$3,574,000
 - Utilities: \$30,805,000 including:
 - \$17,845,000 in Electric
 - \$5,711,000 in Oil & Gas
 - \$7,249,000 in Water/Sewage/Disposal
- o 14,369 full-time equivalent jobs, including:
 - Nursing: 3,851
 - Therapy: 617
 - Radiology: 675
 - Pharmacy: 286
 - Pathology and Laboratory: 597
 - Dietary/Housekeeping/Maintenance: 989
- o Total Employee Payroll: \$1,067,418,000
- o Estimated State Income Taxes Paid by Employees: \$58,974,800

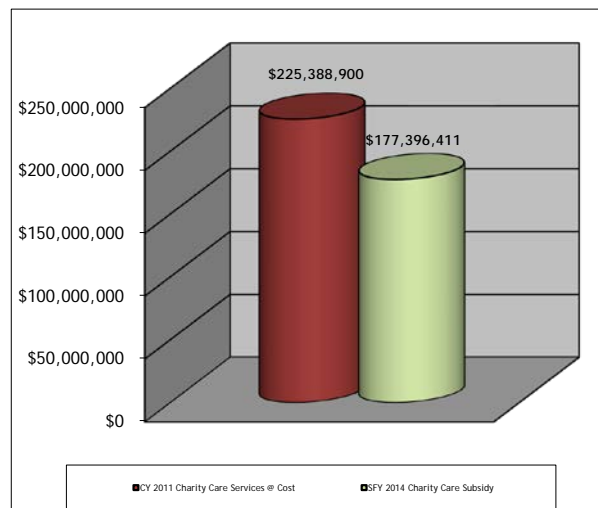
Annual Contributions as a Healthcare Safety Net

- o Hospitals also give back to the community by serving as the primary source of medical services for the state's 1.3 million uninsured, thus serving as the healthcare safety net for the most needy at a cost of over \$1.25 billion annually.
- o In 2012, uninsured patients presented at Essex County Hospitals on 485,852 occasions.
- o Hospitals provide a forum for non-salaried physicians to deliver services related to their individual practices.
- o New Jersey's general hospitals are predominantly not-for-profit entities – any excess revenue over expenses is returned to the community in the form of new medical technology, expanded hospital services, maintenance and expansion of physical infrastructure and the enhanced ability to hire & maintain skilled workforce.

Annual Taxes

- o Essex County Hospitals pay in excess of \$18,330,200 annually in taxes including:
 - 0.53 Percent Assessment: \$14,925,500
 - Adjusted Admissions Assessment: \$1,923,200
 - Newborn Screening Fees: \$1,481,600
 - Other assessments such as New Jersey Poison Information & Education System (NJPIES) and Maternal and Child Health Consortium Assessment
 - In addition, hospitals routinely support their local municipalities through special payments in lieu of taxes.

SFY 2014 Charity Care Subsidy Shortfall



Gloucester County Hospitals

Annual Contributions to the Local and State Economy

- o Total Expenditures: \$421,627,000
- o 2,587 full-time equivalent jobs, including:
 - Nursing: 733
 - Therapy: 73
 - Radiology: 177
 - Pharmacy: 52
 - Pathology and Laboratory: 119
 - Dietary/Housekeeping/Maintenance: 246
- o Purchased Services of \$67,510,000, including:
 - Contracted Labor: \$40,079,000
 - Pharmaceutical Drugs: \$17,196,000
 - Dietary/Laundry/Housekeeping Supplies: \$3,872,000
 - Building Supplies: \$16,000
 - Utilities: \$6,347,000 including:
 - \$3,894,000 in Electric
 - \$1,573,000 in Oil & Gas
 - \$880,000 in Water/Sewage/Disposal
- o Total Employee Payroll: \$166,641,000
- o Estimated State Income Taxes Paid by Employees: \$9,206,900

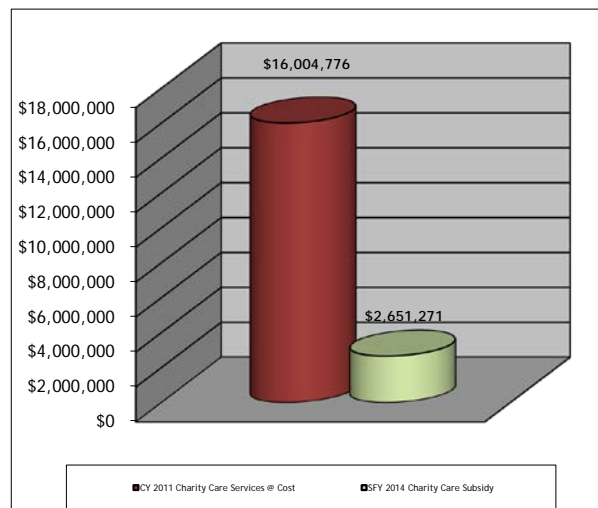
Annual Contributions as a Healthcare Safety Net

- o Hospitals also give back to the community by serving as the primary source of medical services for the state's 1.3 million uninsured, thus serving as the healthcare safety net for the most needy at a cost of over \$1.25 billion annually.
- o In 2012, uninsured patients presented at Gloucester County Hospitals on 42,097 occasions.
- o Hospitals provide a forum for non-salaried physicians to deliver services related to their individual practices.
- o New Jersey's general hospitals are predominantly not-for-profit entities – any excess revenue over expenses is returned to the community in the form of new medical technology, expanded hospital services, maintenance and expansion of physical infrastructure and the enhanced ability to hire & maintain skilled workforce.

Annual Taxes

- o Gloucester County Hospitals pay in excess of \$2,925,100 annually in taxes including:
 - 0.53 Percent Assessment: \$2,326,700
 - Adjusted Admissions Assessment: \$432,700
 - Newborn Screening Fees: \$165,700
 - Other assessments such as New Jersey Poison Information & Education System (NJPIES) and Maternal and Child Health Consortium Assessment
 - In addition, hospitals routinely support their local municipalities through special payments in lieu of taxes.

SFY 2014 Charity Care Subsidy Shortfall



Hudson County Hospitals

Annual Contributions to the Local and State Economy

- o Total Expenditures: \$1,056,133,000
- o 6,128 full-time equivalent jobs, including:
 - Nursing: 1,564
 - Therapy: 186
 - Radiology: 251
 - Pharmacy: 126
 - Pathology and Laboratory: 223
 - Dietary/Housekeeping/Maintenance: 676
- o Purchased Services of \$204,236,000, including:
 - Contracted Labor: \$158,150,000
 - Pharmaceutical Drugs: \$28,297,000
 - Dietary/Laundry/Housekeeping Supplies: \$6,387,000
 - Building Supplies: \$1,010,000
 - Utilities: \$10,392,000 including:
 - \$7,142,000 in Electric
 - \$1,434,000 in Oil & Gas
 - \$1,816,000 in Water/Sewage/Disposal
- o Total Employee Payroll: \$412,571,000
- o Estimated State Income Taxes Paid by Employees: \$22,794,500

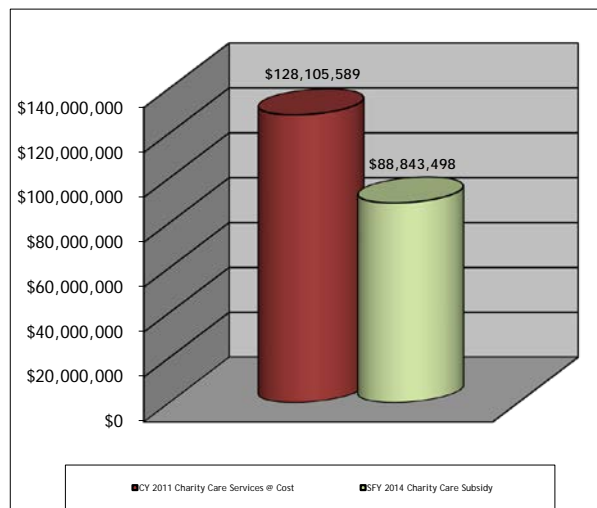
Annual Contributions as a Healthcare Safety Net

- o Hospitals also give back to the community by serving as the primary source of medical services for the state's 1.3 million uninsured, thus serving as the healthcare safety net for the most needy at a cost of over \$1.25 billion annually.
- o In 2012, uninsured patients presented at Hudson County Hospitals on 175,590 occasions.
- o Hospitals provide a forum for non-salaried physicians to deliver services related to their individual practices.
- o New Jersey's general hospitals are predominantly not-for-profit entities – any excess revenue over expenses is returned to the community in the form of new medical technology, expanded hospital services, maintenance and expansion of physical infrastructure and the enhanced ability to hire & maintain skilled workforce.

Annual Taxes

- o Hudson County Hospitals pay in excess of \$7,304,300 annually in taxes including:
 - 0.53 Percent Assessment: \$5,822,900
 - Adjusted Admissions Assessment: \$920,500
 - Newborn Screening Fees: \$561,000
 - Other assessments such as New Jersey Poison Information & Education System (NJPIES) and Maternal and Child Health Consortium Assessment
 - In addition, hospitals routinely support their local municipalities through special payments in lieu of taxes.

SFY 2014 Charity Care Subsidy Shortfall



Hunterdon County Hospitals

Annual Contributions to the Local and State Economy

- o Total Expenditures: \$268,441,000
- o 1,707 full-time equivalent jobs, including:
 - Nursing: 270
 - Therapy: 65
 - Radiology: 110
 - Pharmacy: 26
 - Pathology and Laboratory: 72
 - Dietary/Housekeeping/Maintenance: 131
- o Purchased Services of \$13,781,000, including:
 - Contracted Labor: \$4,540,000
 - Pharmaceutical Drugs: \$4,954,000
 - Dietary/Laundry/Housekeeping Supplies: \$1,005,000
 - Building Supplies: \$338,000
 - Utilities: \$2,944,000 including:
 - \$1,824,000 in Electric
 - \$717,000 in Oil & Gas
 - \$403,000 in Water/Sewage/Disposal
- o Total Employee Payroll: \$118,832,000
- o Estimated State Income Taxes Paid by Employees: \$6,565,500

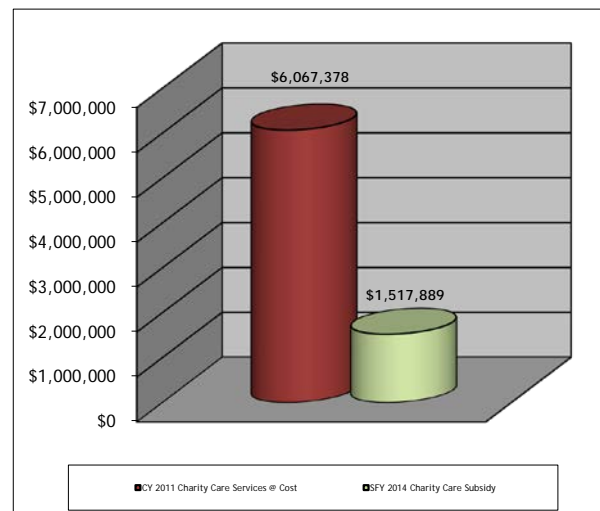
Annual Contributions as a Healthcare Safety Net

- o Hospitals also give back to the community by serving as the primary source of medical services for the state's 1.3 million uninsured, thus serving as the healthcare safety net for the most needy at a cost of over \$1.25 billion annually.
- o In 2012, uninsured patients presented at Hunterdon County Hospitals on 31,080 occasions.
- o Hospitals provide a forum for non-salaried physicians to deliver services related to their individual practices.
- o New Jersey's general hospitals are predominantly not-for-profit entities – any excess revenue over expenses is returned to the community in the form of new medical technology, expanded hospital services, maintenance and expansion of physical infrastructure and the enhanced ability to hire & maintain skilled workforce.

Annual Taxes

- o Hunterdon County Hospitals pay in excess of \$1,804,100 annually in taxes including:
 - 0.53 Percent Assessment: \$1,477,100
 - Adjusted Admissions Assessment: \$241,200
 - Newborn Screening Fees: \$85,800
 - Other assessments such as New Jersey Poison Information & Education System (NJPIES) and Maternal and Child Health Consortium Assessment
 - In addition, hospitals routinely support their local municipalities through special payments in lieu of taxes.

SFY 2014 Charity Care Subsidy Shortfall



Mercer County Hospitals

Annual Contributions to the Local and State Economy

- o Total Expenditures: \$1,256,643,000
- o 6,990 full-time equivalent jobs, including:
 - Nursing: 1,879
 - Therapy: 275
 - Radiology: 389
 - Pharmacy: 153
 - Pathology and Laboratory: 283
 - Dietary/Housekeeping/Maintenance: 631
- o Purchased Services of \$132,679,000, including:
 - Contracted Labor: \$70,218,000
 - Pharmaceutical Drugs: \$37,675,000
 - Dietary/Laundry/Housekeeping Supplies: \$6,398,000
 - Building Supplies: \$198,000
 - Utilities: \$18,190,000 including:
 - \$12,966,000 in Electric
 - \$3,264,000 in Oil & Gas
 - \$2,003,000 in Water/Sewage/Disposal
- o Total Employee Payroll: \$480,131,000
- o Estimated State Income Taxes Paid by Employees: \$26,527,200

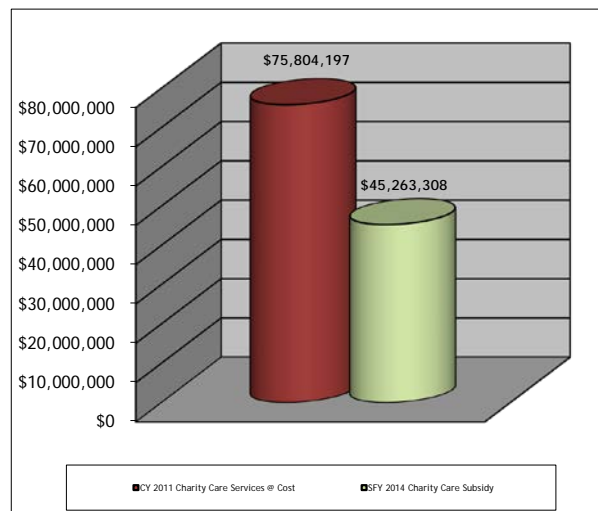
Annual Contributions as a Healthcare Safety Net

- o Hospitals also give back to the community by serving as the primary source of medical services for the state's 1.3 million uninsured, thus serving as the healthcare safety net for the most needy at a cost of over \$1.25 billion annually.
- o In 2012, uninsured patients presented at Mercer County Hospitals on 232,002 occasions.
- o Hospitals provide a forum for non-salaried physicians to deliver services related to their individual practices.
- o New Jersey's general hospitals are predominantly not-for-profit entities – any excess revenue over expenses is returned to the community in the form of new medical technology, expanded hospital services, maintenance and expansion of physical infrastructure and the enhanced ability to hire & maintain skilled workforce.

Annual Taxes

- o Mercer County Hospitals pay in excess of \$7,876,700 annually in taxes including:
 - 0.53 Percent Assessment: \$6,154,500
 - Adjusted Admissions Assessment: \$1,153,800
 - Newborn Screening Fees: \$568,400
 - Other assessments such as New Jersey Poison Information & Education System (NJPIES) and Maternal and Child Health Consortium Assessment
 - In addition, hospitals routinely support their local municipalities through special payments in lieu of taxes.

SFY 2014 Charity Care Subsidy Shortfall



Middlesex County Hospitals

Annual Contributions to the Local and State Economy

- o Total Expenditures: \$1,884,657,000
- o Purchased Services of \$266,978,000, including:
 - Contracted Labor: \$119,458,000
 - Pharmaceutical Drugs: \$110,608,000
 - Dietary/Laundry/Housekeeping Supplies: \$14,099,000
 - Building Supplies: \$825,000
 - Utilities: \$21,988,000 including:
 - \$14,190,000 in Electric
 - \$4,553,000 in Oil & Gas
 - \$3,261,000 in Water/Sewage/Disposal
- o 10,667 full-time equivalent jobs, including:
 - Nursing: 3,014
 - Therapy: 281
 - Radiology: 477
 - Pharmacy: 237
 - Pathology and Laboratory: 478
 - Dietary/Housekeeping/Maintenance: 1,067
- o Total Employee Payroll: \$745,315,000
- o Estimated State Income Taxes Paid by Employees: \$41,178,700

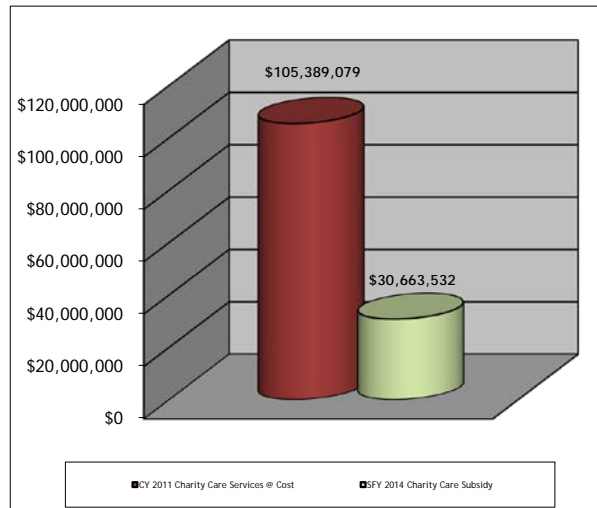
Annual Contributions as a Healthcare Safety Net

- o Hospitals also give back to the community by serving as the primary source of medical services for the state's 1.3 million uninsured, thus serving as the healthcare safety net for the most needy at a cost of over \$1.25 billion annually.
- o In 2012, uninsured patients presented at Middlesex County Hospitals on 168,257 occasions.
- o Hospitals provide a forum for non-salaried physicians to deliver services related to their individual practices.
- o New Jersey's general hospitals are predominantly not-for-profit entities – any excess revenue over expenses is returned to the community in the form of new medical technology, expanded hospital services, maintenance and expansion of physical infrastructure and the enhanced ability to hire & maintain skilled workforce.

Annual Taxes

- o Middlesex County Hospitals pay in excess of \$12,507,600 annually in taxes including:
 - 0.53 Percent Assessment: \$10,148,400
 - Adjusted Admissions Assessment: \$1,415,000
 - Newborn Screening Fees: \$944,200
 - Other assessments such as New Jersey Poison Information & Education System (NJPIES) and Maternal and Child Health Consortium Assessment
 - In addition, hospitals routinely support their local municipalities through special payments in lieu of taxes.

SFY 2014 Charity Care Subsidy Shortfall



Monmouth County Hospitals

Annual Contributions to the Local and State Economy

- o Total Expenditures: \$1,485,387,000
- o 8,772 full-time equivalent jobs, including:
 - Nursing: 2,550
 - Therapy: 323
 - Radiology: 475
 - Pharmacy: 209
 - Pathology and Laboratory: 357
 - Dietary/Housekeeping/Maintenance: 851
- o Purchased Services of \$157,258,000, including:
 - Contracted Labor: \$58,266,000
 - Pharmaceutical Drugs: \$60,299,000
 - Dietary/Laundry/Housekeeping Supplies: \$15,115,000
 - Building Supplies: \$2,454,000
 - Utilities: \$21,124,000 including:
 - \$13,048,000 in Electric
 - \$5,153,000 in Oil & Gas
 - \$2,923,000 in Water/Sewage/Disposal
- o Total Employee Payroll: \$581,229,000
- o Estimated State Income Taxes Paid by Employees: \$32,112,900

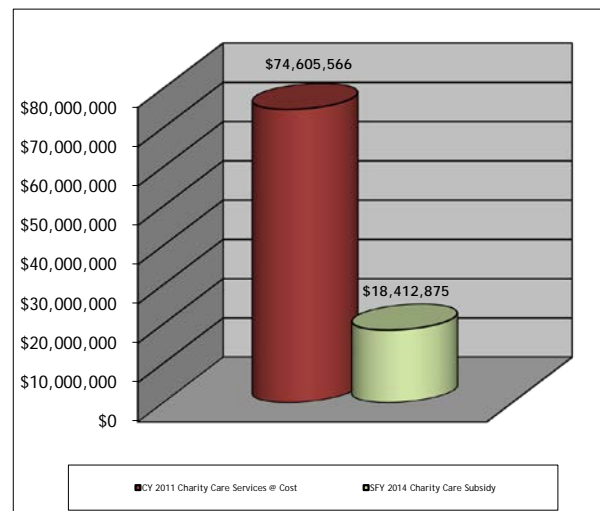
Annual Contributions as a Healthcare Safety Net

- o Hospitals also give back to the community by serving as the primary source of medical services for the state's 1.3 million uninsured, thus serving as the healthcare safety net for the most needy at a cost of over \$1.25 billion annually.
- o In 2012, uninsured patients presented at Monmouth County Hospitals on 126,777 occasions.
- o Hospitals provide a forum for non-salaried physicians to deliver services related to their individual practices.
- o New Jersey's general hospitals are predominantly not-for-profit entities – any excess revenue over expenses is returned to the community in the form of new medical technology, expanded hospital services, maintenance and expansion of physical infrastructure and the enhanced ability to hire & maintain skilled workforce.

Annual Taxes

- o Monmouth County Hospitals pay in excess of \$10,961,100 annually in taxes including:
 - 0.53 Percent Assessment: \$8,427,100
 - Adjusted Admissions Assessment: \$1,417,100
 - Newborn Screening Fees: \$1,116,900
 - Other assessments such as New Jersey Poison Information & Education System (NJPIES) and Maternal and Child Health Consortium Assessment
 - In addition, hospitals routinely support their local municipalities through special payments in lieu of taxes.

SFY 2014 Charity Care Subsidy Shortfall



Morris County Hospitals

Annual Contributions to the Local and State Economy

- o Total Expenditures: \$1,317,018,000
- o 7,967 full-time equivalent jobs, including:
 - Nursing: 1,929
 - Therapy: 355
 - Radiology: 412
 - Pharmacy: 168
 - Pathology and Laboratory: 274
 - Dietary/Housekeeping/Maintenance: 738
- o Purchased Services of \$151,354,000, including:
 - Contracted Labor: \$69,445,000
 - Pharmaceutical Drugs: \$53,745,000
 - Dietary/Laundry/Housekeeping Supplies: \$7,759,000
 - Building Supplies: \$1,256,000
 - Utilities: \$19,149,000 including:
 - \$12,260,000 in Electric
 - \$4,658,000 in Oil & Gas
 - \$2,231,000 in Water/Sewage/Disposal
- o Total Employee Payroll: \$550,054,000
- o Estimated State Income Taxes Paid by Employees: \$30,390,500

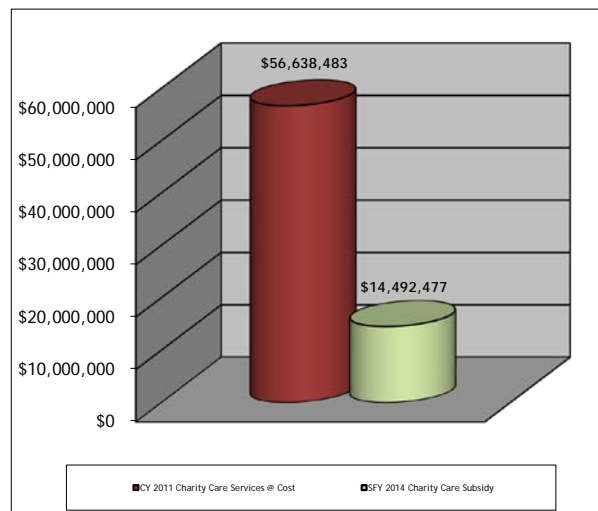
Annual Contributions as a Healthcare Safety Net

- o Hospitals also give back to the community by serving as the primary source of medical services for the state's 1.3 million uninsured, thus serving as the healthcare safety net for the most needy at a cost of over \$1.25 billion annually.
- o In 2012, uninsured patients presented at Morris County Hospitals on 135,769 occasions.
- o Hospitals provide a forum for non-salaried physicians to deliver services related to their individual practices.
- o New Jersey's general hospitals are predominantly not-for-profit entities – any excess revenue over expenses is returned to the community in the form of new medical technology, expanded hospital services, maintenance and expansion of physical infrastructure and the enhanced ability to hire & maintain skilled workforce.

Annual Taxes

- o Morris County Hospitals pay in excess of \$8,717,700 annually in taxes including:
 - 0.53 Percent Assessment: \$7,120,100
 - Adjusted Admissions Assessment: \$1,048,000
 - Newborn Screening Fees: \$549,600
 - Other assessments such as New Jersey Poison Information & Education System (NJPIES) and Maternal and Child Health Consortium Assessment
 - In addition, hospitals routinely support their local municipalities through special payments in lieu of taxes.

SFY 2014 Charity Care Subsidy Shortfall



Ocean County Hospitals

Annual Contributions to the Local and State Economy

- o Total Expenditures: \$886,721,000
- o 5,323 full-time equivalent jobs, including:
 - Nursing: 1,487
 - Therapy: 299
 - Radiology: 396
 - Pharmacy: 139
 - Pathology and Laboratory: 251
 - Dietary/Housekeeping/Maintenance: 583
- o Purchased Services of \$117,703,000, including:
 - Contracted Labor: \$46,921,000
 - Pharmaceutical Drugs: \$48,222,000
 - Dietary/Laundry/Housekeeping Supplies: \$8,425,000
 - Building Supplies: \$1,351,000
 - Utilities: \$12,784,000 including:
 - \$8,270,000 in Electric
 - \$2,228,000 in Oil & Gas
 - \$2,286,000 in Water/Sewage/Disposal
- o Total Employee Payroll: \$346,929,000
- o Estimated State Income Taxes Paid by Employees: \$19,167,800

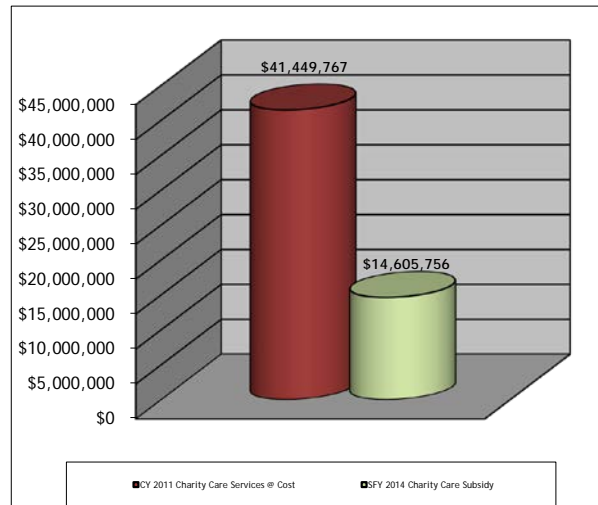
Annual Contributions as a Healthcare Safety Net

- o Hospitals also give back to the community by serving as the primary source of medical services for the state's 1.3 million uninsured, thus serving as the healthcare safety net for the most needy at a cost of over \$1.25 billion annually.
- o In 2012, uninsured patients presented at Ocean County Hospitals on 72,773 occasions.
- o Hospitals provide a forum for non-salaried physicians to deliver services related to their individual practices.
- o New Jersey's general hospitals are predominantly not-for-profit entities – any excess revenue over expenses is returned to the community in the form of new medical technology, expanded hospital services, maintenance and expansion of physical infrastructure and the enhanced ability to hire & maintain skilled workforce.

Annual Taxes

- o Ocean County Hospitals pay in excess of \$6,161,100 annually in taxes including:
 - 0.53 Percent Assessment: \$4,816,900
 - Adjusted Admissions Assessment: \$926,300
 - Newborn Screening Fees: \$417,800
 - Other assessments such as New Jersey Poison Information & Education System (NJPIES) and Maternal and Child Health Consortium Assessment
 - In addition, hospitals routinely support their local municipalities through special payments in lieu of taxes.

SFY 2014 Charity Care Subsidy Shortfall



Passaic County Hospitals

Annual Contributions to the Local and State Economy

- o Total Expenditures: \$899,410,000
- o 5,555 full-time equivalent jobs, including:
 - Nursing: 1,535
 - Therapy: 188
 - Radiology: 312
 - Pharmacy: 132
 - Pathology and Laboratory: 169
 - Dietary/Housekeeping/Maintenance: 440
- o Purchased Services of \$129,993,000, including:
 - Contracted Labor: \$86,562,000
 - Pharmaceutical Drugs: \$27,294,000
 - Dietary/Laundry/Housekeeping Supplies: \$2,758,000
 - Building Supplies: \$786,000
 - Utilities: \$10,206,000 including:
 - \$6,362,000 in Electric
 - \$3,082,000 in Oil & Gas
 - \$1,182,000 in Water/Sewage/Disposal
- o Total Employee Payroll: \$374,178,000
- o Estimated State Income Taxes Paid by Employees: \$20,673,300

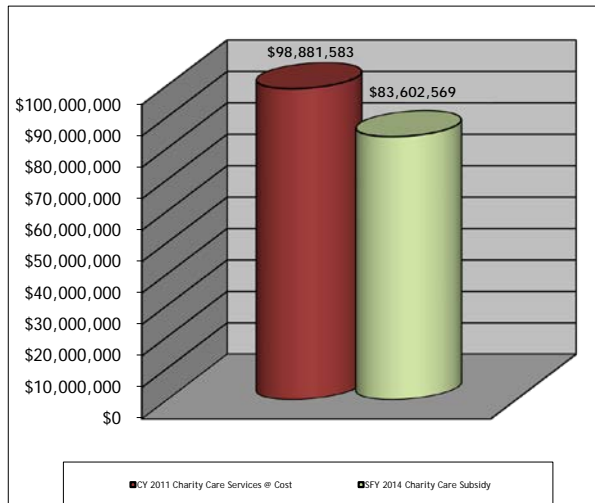
Annual Contributions as a Healthcare Safety Net

- o Hospitals also give back to the community by serving as the primary source of medical services for the state's 1.3 million uninsured, thus serving as the healthcare safety net for the most needy at a cost of over \$1.25 billion annually.
- o In 2012, uninsured patients presented at Passaic County Hospitals on 222,337 occasions.
- o Hospitals provide a forum for non-salaried physicians to deliver services related to their individual practices.
- o New Jersey's general hospitals are predominantly not-for-profit entities – any excess revenue over expenses is returned to the community in the form of new medical technology, expanded hospital services, maintenance and expansion of physical infrastructure and the enhanced ability to hire & maintain skilled workforce.

Annual Taxes

- o Passaic County Hospitals pay in excess of \$5,824,700 annually in taxes including:
 - 0.53 Percent Assessment: \$4,786,200
 - Adjusted Admissions Assessment: \$679,000
 - Newborn Screening Fees: \$359,600
 - Other assessments such as New Jersey Poison Information & Education System (NJPIES) and Maternal and Child Health Consortium Assessment
 - In addition, hospitals routinely support their local municipalities through special payments in lieu of taxes.

SFY 2014 Charity Care Subsidy Shortfall



Salem County Hospitals

Annual Contributions to the Local and State Economy

- o Total Expenditures: \$137,147,000
- o Purchased Services of \$18,823,000, including:
 - Contracted Labor: \$13,268,000
 - Pharmaceutical Drugs: \$2,538,000
 - Dietary/Laundry/Housekeeping Supplies: \$531,000
 - Building Supplies: \$44,000
 - Utilities: \$2,442,000 including:
 - \$1,658,000 in Electric
 - \$372,000 in Oil & Gas
 - \$412,000 in Water/Sewage/Disposal
- o 726 full-time equivalent jobs, including:
 - Nursing: 191
 - Therapy: 26
 - Radiology: 56
 - Pharmacy: 19
 - Pathology and Laboratory: 41
 - Dietary/Housekeeping/Maintenance: 75
- o Total Employee Payroll: \$46,189,000
- o Estimated State Income Taxes Paid by Employees: \$2,551,900

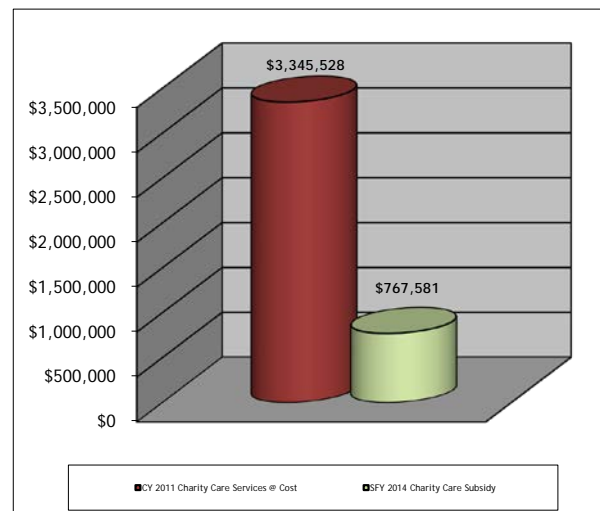
Annual Contributions as a Healthcare Safety Net

- o Hospitals also give back to the community by serving as the primary source of medical services for the state's 1.3 million uninsured, thus serving as the healthcare safety net for the most needy at a cost of over \$1.25 billion annually.
- o In 2012, uninsured patients presented at Salem County Hospitals on 10,291 occasions.
- o Hospitals provide a forum for non-salaried physicians to deliver services related to their individual practices.
- o New Jersey's general hospitals are predominantly not-for-profit entities – any excess revenue over expenses is returned to the community in the form of new medical technology, expanded hospital services, maintenance and expansion of physical infrastructure and the enhanced ability to hire & maintain skilled workforce.

Annual Taxes

- o Salem County Hospitals pay in excess of \$978,800 annually in taxes including:
 - 0.53 Percent Assessment: \$760,200
 - Adjusted Admissions Assessment: \$170,800
 - Newborn Screening Fees: \$47,800
 - Other assessments such as New Jersey Poison Information & Education System (NJPIES) and Maternal and Child Health Consortium Assessment
 - In addition, hospitals routinely support their local municipalities through special payments in lieu of taxes.

SFY 2014 Charity Care Subsidy Shortfall



Somerset County Hospitals

Annual Contributions to the Local and State Economy

- o Total Expenditures: \$256,676,000
- o Purchased Services of \$26,468,000, including:
 - Contracted Labor: \$10,640,000
 - Pharmaceutical Drugs: \$8,545,000
 - Dietary/Laundry/Housekeeping Supplies: \$2,548,000
 - Building Supplies: \$176,000
 - Utilities: \$4,559,000 including:
 - \$3,125,000 in Electric
 - \$828,000 in Oil & Gas
 - \$606,000 in Water/Sewage/Disposal
- o 1,727 full-time equivalent jobs, including:
 - Nursing: 440
 - Therapy: 89
 - Radiology: 100
 - Pharmacy: 35
 - Pathology and Laboratory: 96
 - Dietary/Housekeeping/Maintenance: 159
- o Total Employee Payroll: \$111,698,000
- o Estimated State Income Taxes Paid by Employees: \$6,171,300

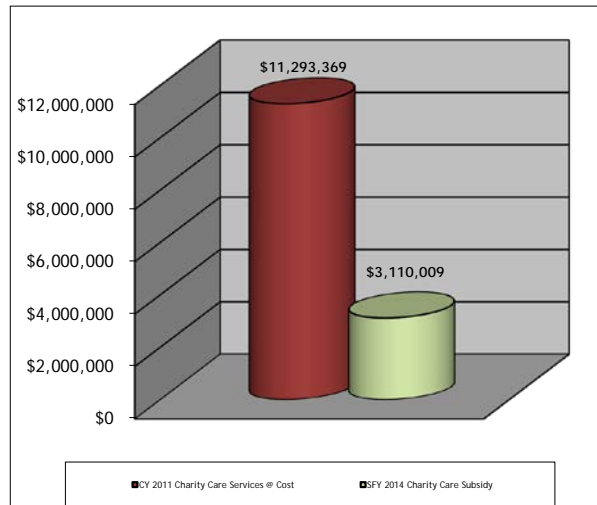
Annual Contributions as a Healthcare Safety Net

- o Hospitals also give back to the community by serving as the primary source of medical services for the state's 1.3 million uninsured, thus serving as the healthcare safety net for the most needy at a cost of over \$1.25 billion annually.
- o In 2012, uninsured patients presented at Somerset County Hospitals on 25,687 occasions.
- o Hospitals provide a forum for non-salaried physicians to deliver services related to their individual practices.
- o New Jersey's general hospitals are predominantly not-for-profit entities – any excess revenue over expenses is returned to the community in the form of new medical technology, expanded hospital services, maintenance and expansion of physical infrastructure and the enhanced ability to hire & maintain skilled workforce.

Annual Taxes

- o Somerset County Hospitals pay in excess of \$1,723,100 annually in taxes including:
 - 0.53 Percent Assessment: \$1,353,700
 - Adjusted Admissions Assessment: \$280,200
 - Newborn Screening Fees: \$89,200
 - Other assessments such as New Jersey Poison Information & Education System (NJPIES) and Maternal and Child Health Consortium Assessment
 - In addition, hospitals routinely support their local municipalities through special payments in lieu of taxes.

SFY 2014 Charity Care Subsidy Shortfall



Sussex County Hospitals

Annual Contributions to the Local and State Economy

- o Total Expenditures: \$166,394,000
- o 1,132 full-time equivalent jobs, including:
 - Nursing: 295
 - Therapy: 48
 - Radiology: 40
 - Pharmacy: 21
 - Pathology and Laboratory: 51
 - Dietary/Housekeeping/Maintenance: 111
- o Purchased Services of \$15,346,000, including:
 - Contracted Labor: \$5,567,000
 - Pharmaceutical Drugs: \$5,601,000
 - Dietary/Laundry/Housekeeping Supplies: \$641,000
 - Building Supplies: \$682,000
 - Utilities: \$2,855,000 including:
 - \$1,789,000 in Electric
 - \$640,000 in Oil & Gas
 - \$426,000 in Water/Sewage/Disposal
- o Total Employee Payroll: \$73,422,000
- o Estimated State Income Taxes Paid by Employees: \$4,056,600

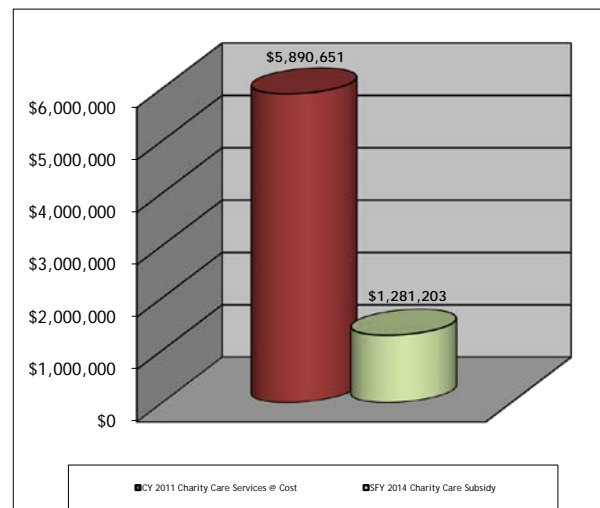
Annual Contributions as a Healthcare Safety Net

- o Hospitals also give back to the community by serving as the primary source of medical services for the state's 1.3 million uninsured, thus serving as the healthcare safety net for the most needy at a cost of over \$1.25 billion annually.
- o In 2012, uninsured patients presented at Sussex County Hospitals on 13,756 occasions.
- o Hospitals provide a forum for non-salaried physicians to deliver services related to their individual practices.
- o New Jersey's general hospitals are predominantly not-for-profit entities – any excess revenue over expenses is returned to the community in the form of new medical technology, expanded hospital services, maintenance and expansion of physical infrastructure and the enhanced ability to hire & maintain skilled workforce.

Annual Taxes

- o Sussex County Hospitals pay in excess of \$1,055,900 annually in taxes including:
 - 0.53 Percent Assessment: \$848,100
 - Adjusted Admissions Assessment: \$154,400
 - Newborn Screening Fees: \$53,400
 - Other assessments such as New Jersey Poison Information & Education System (NJPIES) and Maternal and Child Health Consortium Assessment
 - In addition, hospitals routinely support their local municipalities through special payments in lieu of taxes.

SFY 2014 Charity Care Subsidy Shortfall



Union County Hospitals

Annual Contributions to the Local and State Economy

- o Total Expenditures: \$911,191,000
- o 5,990 full-time equivalent jobs, including:
 - Nursing: 1,382
 - Therapy: 198
 - Radiology: 300
 - Pharmacy: 114
 - Pathology and Laboratory: 170
 - Dietary/Housekeeping/Maintenance: 565
- o Purchased Services of \$92,769,000, including:
 - Contracted Labor: \$30,993,000
 - Pharmaceutical Drugs: \$40,086,000
 - Dietary/Laundry/Housekeeping Supplies: \$7,855,000
 - Building Supplies: \$1,981,000
 - Utilities: \$11,854,000 including:
 - \$6,079,000 in Electric
 - \$3,855,000 in Oil & Gas
 - \$1,920,000 in Water/Sewage/Disposal
- o Total Employee Payroll: \$404,525,000
- o Estimated State Income Taxes Paid by Employees: \$22,350,000

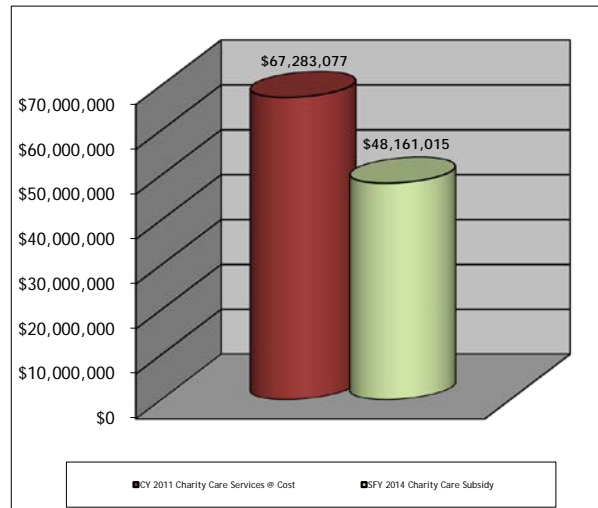
Annual Contributions as a Healthcare Safety Net

- o Hospitals also give back to the community by serving as the primary source of medical services for the state's 1.3 million uninsured, thus serving as the healthcare safety net for the most needy at a cost of over \$1.25 billion annually.
- o In 2012, uninsured patients presented at Union County Hospitals on 149,686 occasions.
- o Hospitals provide a forum for non-salaried physicians to deliver services related to their individual practices.
- o New Jersey's general hospitals are predominantly not-for-profit entities – any excess revenue over expenses is returned to the community in the form of new medical technology, expanded hospital services, maintenance and expansion of physical infrastructure and the enhanced ability to hire & maintain skilled workforce.

Annual Taxes

- o Union County Hospitals pay in excess of \$6,160,600 annually in taxes including:
 - 0.53 Percent Assessment: \$4,998,800
 - Adjusted Admissions Assessment: \$767,700
 - Newborn Screening Fees: \$394,100
 - Other assessments such as New Jersey Poison Information & Education System (NJPIES) and Maternal and Child Health Consortium Assessment
 - In addition, hospitals routinely support their local municipalities through special payments in lieu of taxes.

SFY 2014 Charity Care Subsidy Shortfall



Warren County Hospitals

Annual Contributions to the Local and State Economy

- o Total Expenditures: \$222,358,000
- o 1,498 full-time equivalent jobs, including:
 - Nursing: 358
 - Therapy: 62
 - Radiology: 102
 - Pharmacy: 33
 - Pathology and Laboratory: 81
 - Dietary/Housekeeping/Maintenance: 176
- o Purchased Services of \$35,229,000, including:
 - Contracted Labor: \$19,593,000
 - Pharmaceutical Drugs: \$9,842,000
 - Dietary/Laundry/Housekeeping Supplies: \$1,704,000
 - Building Supplies: \$712,000
 - Utilities: \$3,378,000 including:
 - \$2,162,000 in Electric
 - \$689,000 in Oil & Gas
 - \$527,000 in Water/Sewage/Disposal
- o Total Employee Payroll: \$84,575,000
- o Estimated State Income Taxes Paid by Employees: \$4,672,800

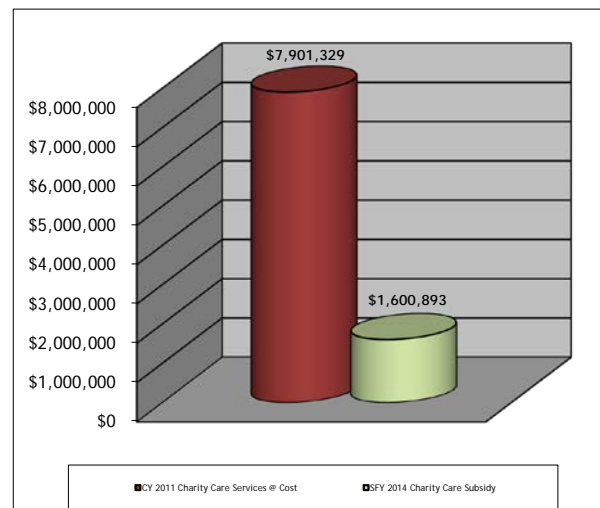
Annual Contributions as a Healthcare Safety Net

- o Hospitals also give back to the community by serving as the primary source of medical services for the state's 1.3 million uninsured, thus serving as the healthcare safety net for the most needy at a cost of over \$1.25 billion annually.
- o In 2012, uninsured patients presented at Warren County Hospitals on 23,635 occasions.
- o Hospitals provide a forum for non-salaried physicians to deliver services related to their individual practices.
- o New Jersey's general hospitals are predominantly not-for-profit entities – any excess revenue over expenses is returned to the community in the form of new medical technology, expanded hospital services, maintenance and expansion of physical infrastructure and the enhanced ability to hire & maintain skilled workforce.

Annual Taxes

- o Warren County Hospitals pay in excess of \$1,479,700 annually in taxes including:
 - 0.53 Percent Assessment: \$1,215,200
 - Adjusted Admissions Assessment: \$220,400
 - Newborn Screening Fees: \$44,100
 - Other assessments such as New Jersey Poison Information & Education System (NJPIES) and Maternal and Child Health Consortium Assessment
 - In addition, hospitals routinely support their local municipalities through special payments in lieu of taxes.

SFY 2014 Charity Care Subsidy Shortfall





760 Alexander Road

PO Box 1

Princeton, NJ 08543

www.njha.com