

NEW JERSEY NURSING HOME PROFILE | 2015



NEW JERSEY | 2015 NURSING HOME PROFILE



© 2015 NEW JERSEY HOSPITAL ASSOCIATION Published by: Health Economics Department

760 Alexander Road, PO Box 1, Princeton, NJ 08543-0001. All rights reserved. No part of this publication may be reproduced in any form without the prior written permission of the publisher, the New Jersey Hospital Association (NJHA). NJHA is not responsible for any misprints, typographical or other errors, or any consequences caused as a result of the use of this publication. This publication is provided with the understanding that NJHA is not engaged in rendering any legal, accounting or other professional services and NJHA shall not be held liable for any circumstances arising out of its use. If legal advice or other expert assistance is required, the services of a competent professional should be sought.

NJHA invites your comments and suggestions. Please direct all correspondence to the New Jersey Hospital Association, Health Economics Department, 760 Alexander Road, PO Box 1, Princeton, New Jersey 08543-0001. By telephone 609-275-4024, by fax 609-452-9339 or by e-mail at rsarao@njha.com.



Dear Colleagues,

Never before has the availability of information been more necessary than it is in today's rapidly changing healthcare landscape. The New Jersey Hospital Association (NJHA) has compiled the *New Jersey Nursing Home Profile* to address the nursing home field's need to develop value propositions and to illustrate the significant value it represents within New Jersey. The underpinning of the report is publicly-available data from the 2013 Skilled Nursing Facility Medicare cost-reports and CMS' Nursing Home Compare Web site. This report was developed with feedback from the NJHA Long Term Care Advisory Committee; we greatly appreciate their input in the development of this report.

This report includes data at the beginning of the report which shows the overall economic and quality impact of Garden State nursing homes. It is followed by facility-specific impact pages for each of the state's nursing homes and countywide and ownership summaries.

We hope you find this information helpful in your work at the local and state level with legislators, hospitals, physicians, ACOs, bundling partners and other stakeholders throughout New Jersey. Please feel free to let us know your thoughts about the report, including how we can improve upon it, using publicly-available data, in future editions.

Sincerely,

Theresa Edelstein
tedelstein@njha.com
609-275-4102

Roger Sarao
rsarao@njha.com
609-275-4026

Stacey Bigos
sbigos@njha.com
609-275-4017

STATEWIDE

Annual Contributions to Local and State Economy

Total Expenditures: \$5,416,063,900

- 55,882 full-time equivalent jobs (salaried and contract), including key areas such as

Therapists	920	Dietary & Housekeeping	9,128
Nurses: 25,683 total, including		Contract Labor: 6,404 total, including	
■ Registered Nurses (RNs)	5,164	■ Nursing	4,341
■ Licensed Practical Nurses (LPNs)	5,140	■ Therapists	2,049
■ Certified Nursing Assistants (CNAs)	15,380	■ Other	15
Administrative	3,137	Plant Operations and Maintenance	1,353

- New Jersey nursing homes are subject to a quarterly assessment of \$11.92 per non-Medicare day. Annually, this tax totals \$171,117,655 statewide.

■ Total Employee Payroll: \$2,098,370,180

■ Estimated State Income Taxes Paid by Employees: \$115,934,952

Statistical Profile

- Medicare Ratings (from 1 to 5 stars) - Overall

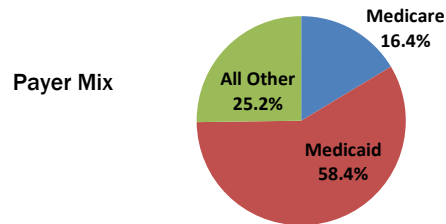
% of 5-Star Ratings Statewide	30.2%
% of 4-Star Ratings Statewide	24.3%
% of 3-Star Ratings Statewide	19.3%
% of 2-Star Ratings Statewide	19.8%
% of 1-Star Ratings Statewide	6.4%

	Medicare	Medicaid	All Other	Total
Avg. Daily Census	7,704.6	27,466.0	11,864.1	47,034.8
Avg. Length of Stay	34.5	402.5	89.6	110.8
Occupancy Rate	14.1%	50.1%	21.7%	85.9%

% Medicare Days in Ultra/Very High RUGs 80.9%

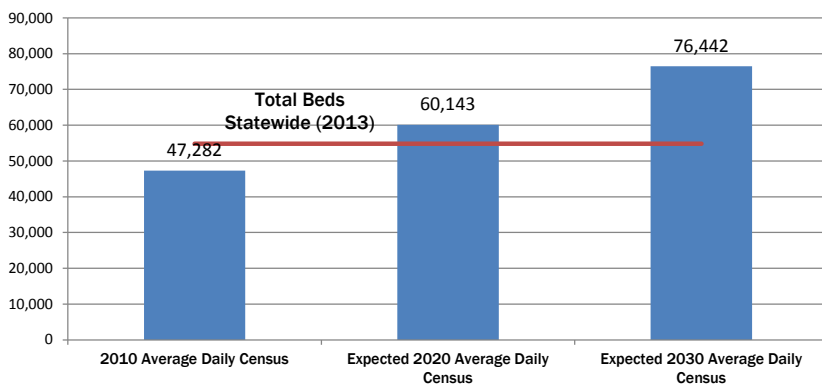
Routine Cost per Day \$231.43

Total Beds 54,785



- More than half of New Jersey's nursing home residents receive financial assistance from Medicaid, the health care program for low-income individuals that is funded by the federal and state governments. Medicaid pays nursing homes significantly lower than the cost of care. An American Health Care Association study indicates New Jersey Medicaid pays nursing homes 18 percent less than cost, resulting in an estimated \$500 million shortfall statewide between the Medicaid rate and the actual cost of care in 2013.

Community Need



New Jersey is striving to reduce institutional long term care use under Medicaid. However, the demographic trend for New Jersey indicates that nursing home bed capacity must remain stable to accommodate the need for advanced care among the oldest and frailest.

National data indicates that on average, 35 percent of people aged 65+ will enter a nursing home for varying lengths of stay. In addition, New Jersey's elderly population is projected to increase by 27.2 percent between 2010 and 2020, and by an additional 27.1 percent between 2020 and 2030, yielding approximately 1.9 million elderly residents by 2030.

The need for nursing home services statewide will continue to increase as the Baby-Boom generation ages.



Note: Figures may not add due to rounding.

FACILITY REPORTS

ABIGAIL HOUSE FOR NURSING & REHABILITATION LLC

Ownership: For-profit

BPCI Model Participation: None

Annual Contributions to Local and State Economy

Total Expenditures: \$12,632,100

- 140 full-time equivalent jobs (salaried and contract), including key areas such as

Therapists	0	Dietary & Housekeeping	19
Nurses: 86 total, including		Contract Labor: 15 total, including	
■ Registered Nurses (RNs)	11	■ Nursing	11
■ Licensed Practical Nurses (LPNs)	18	■ Therapists	3
■ Certified Nursing Assistants (CNAs)	57	■ Other	0
Administrative	8	Plant Operations and Maintenance	7

- New Jersey nursing homes are subject to a quarterly assessment of \$11.92 per non-Medicare day. Annually, this tax totals \$682,384 for Abigail House For Nursing & Rehabilitation LLC.

Total Employee Payroll: \$5,240,403

Estimated State Income Taxes Paid by Employees: \$289,532

Statistical Profile

- Medicare Ratings (from 1 to 5 stars)

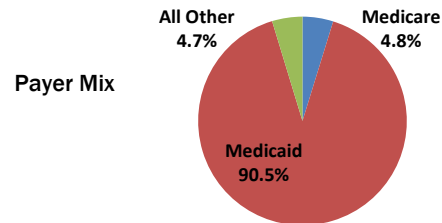
Medicare Overall Rating: ★★★
 Medicare Quality Measure Rating: ★★★★★

	Medicare	Medicaid	All Other	Total
Avg. Daily Census	7.9	149.1	7.7	164.7
Avg. Length of Stay	46.2	394.4	32.7	210.2
Occupancy Rate	4.2%	79.3%	4.1%	87.6%

% Medicare Days in Ultra/Very High RUGs: 53.2%

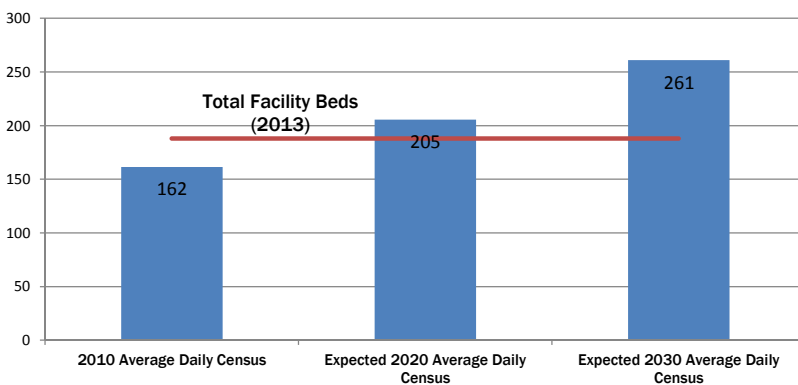
Routine Cost per Day: \$193.93

Total Beds: 188



- More than half of New Jersey's nursing home residents receive financial assistance from Medicaid, the health care program for low-income individuals that is funded by the federal and state governments. Medicaid pays nursing homes significantly lower than the cost of care. An American Health Care Association study indicates New Jersey Medicaid pays nursing homes 18 percent less than cost, resulting in an estimated \$500 million shortfall statewide between the Medicaid rate and the actual cost of care in 2013.

Community Need



New Jersey is striving to reduce institutional long term care use under Medicaid. However, the demographic trend for New Jersey indicates that nursing home bed capacity must remain stable to accommodate the need for advanced care among the oldest and frailest.

National data indicates that on average, 35 percent of people aged 65+ will enter a nursing home for varying lengths of stay. In addition, New Jersey's elderly population is projected to increase by 27.2 percent between 2010 and 2020, and by an additional 27.1 percent between 2020 and 2030, yielding approximately 1.9 million elderly residents by 2030.

The need for Abigail House For Nursing & Rehabilitation LLC's services will continue to increase as the Baby-Boom generation ages.



Note: Figures may not add due to rounding.

ABINGDON CARE & REHABILITATION CENTER

Ownership: For-profit

BPCI Model Participation: Model 3

Annual Contributions to Local and State Economy

Total Expenditures: \$15,879,900

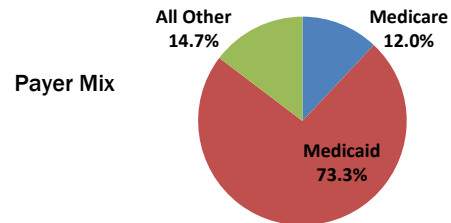
- 158 full-time equivalent jobs (salaried and contract), including key areas such as

Therapists	0	Dietary & Housekeeping	17
Nurses: 92 total, including		Contract Labor: 19 total, including	
■ Registered Nurses (RNs)	12	■ Nursing	9
■ Licensed Practical Nurses (LPNs)	23	■ Therapists	11
■ Certified Nursing Assistants (CNAs)	56	■ Other	0
Administrative	7	Plant Operations and Maintenance	0

- New Jersey nursing homes are subject to a quarterly assessment of \$11.92 per non-Medicare day. Annually, this tax totals \$591,447 for Abingdon Care & Rehabilitation Center.
- Total Employee Payroll: \$5,956,337
- Estimated State Income Taxes Paid by Employees: \$329,088

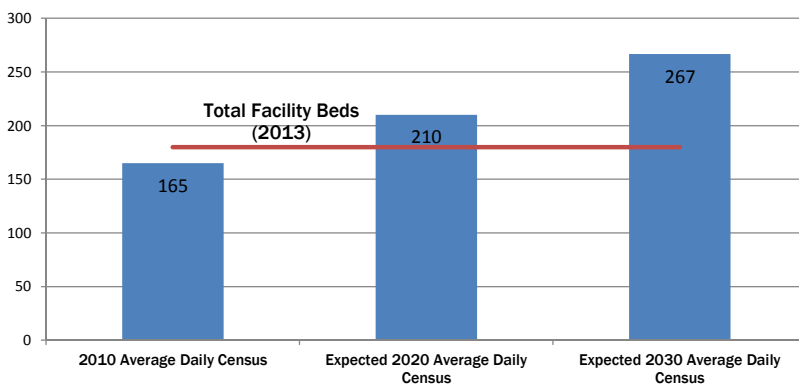
Statistical Profile

■ Medicare Ratings (from 1 to 5 stars)		Avg. Daily Census	Medicare 18.6	Medicaid 113.3	All Other 22.7	Total 154.5
Medicare Overall Rating	★★★★★	Avg. Length of Stay	39.4	228.4	61.8	115.8
Medicare Quality Measure Rating	★★★★★	Occupancy Rate	10.3%	62.9%	12.6%	85.8%
% Medicare Days in Ultra/Very High RUGs	86.3%					
Routine Cost per Day	\$236.46					
Total Beds	180					



- More than half of New Jersey's nursing home residents receive financial assistance from Medicaid, the health care program for low-income individuals that is funded by the federal and state governments. Medicaid pays nursing homes significantly less than the cost of care. An American Health Care Association study indicates New Jersey Medicaid pays nursing homes 18 percent less than cost, resulting in an estimated \$500 million shortfall statewide between the Medicaid rate and the actual cost of care in 2013.

Community Need



New Jersey is striving to reduce institutional long term care use under Medicaid. However, the demographic trend for New Jersey indicates that nursing home bed capacity must remain stable to accommodate the need for advanced care among the oldest and frailest.

National data indicates that on average, 35 percent of people aged 65+ will enter a nursing home for varying lengths of stay. In addition, New Jersey's elderly population is projected to increase by 27.2 percent between 2010 and 2020, and by an additional 27.1 percent between 2020 and 2030, yielding approximately 1.9 million elderly residents by 2030.

The need for Abingdon Care & Rehabilitation Center's services will continue to increase as the Baby-Boom generation ages.



Note: Figures may not add due to rounding.

ABSECON MANOR NURS/REHAB CENTER

Ownership: For-profit

BPCI Model Participation: None

Annual Contributions to Local and State Economy

Total Expenditures: \$12,453,400

- 213 full-time equivalent jobs (salaried and contract), including key areas such as

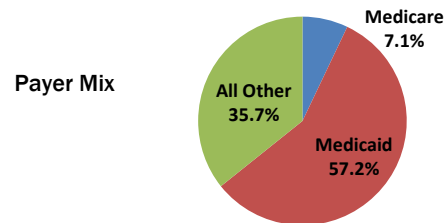
Therapists	7	Dietary & Housekeeping	35
Nurses: 84 total, including		Contract Labor: 2 total, including	
■ Registered Nurses (RNs)	17	■ Nursing	1
■ Licensed Practical Nurses (LPNs)	22	■ Therapists	0
■ Certified Nursing Assistants (CNAs)	45	■ Other	0
Administrative	8	Plant Operations and Maintenance	2

- New Jersey nursing homes are subject to a quarterly assessment of \$11.92 per non-Medicare day. Annually, this tax totals \$463,140 for Absecon Manor Nurs/Rehab Center.
- Total Employee Payroll: \$6,739,242
- Estimated State Income Taxes Paid by Employees: \$372,343

Statistical Profile

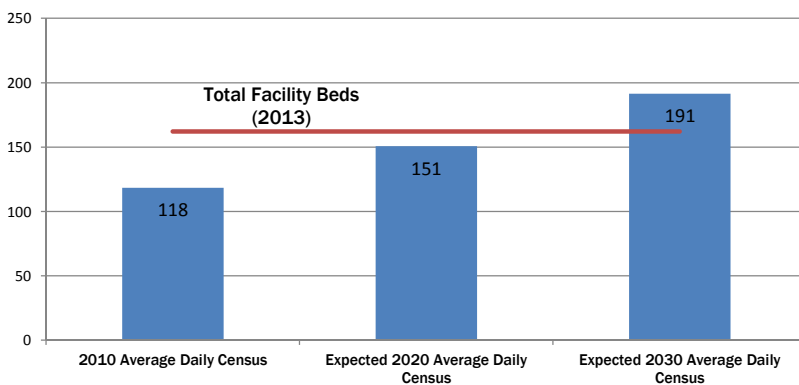
■ Medicare Ratings (from 1 to 5 stars)		Avg. Daily Census	Medicare 8.1	Medicaid 65.5	All Other 40.9	Total 114.6
Medicare Overall Rating	★★	Avg. Length of Stay	17.8	213.5	152.5	111.2
Medicare Quality Measure Rating	★	Occupancy Rate	5.0%	40.4%	25.3%	70.7%

% Medicare Days in Ultra/Very High RUGs	50.7%
Routine Cost per Day	\$83.56
Total Beds	162
<i>Inclusive of 16 Behavior Management SCNF beds</i>	



- More than half of New Jersey's nursing home residents receive financial assistance from Medicaid, the health care program for low-income individuals that is funded by the federal and state governments. Medicaid pays nursing homes significantly lower than the cost of care. An American Health Care Association study indicates New Jersey Medicaid pays nursing homes 18 percent less than cost, resulting in an estimated \$500 million shortfall statewide between the Medicaid rate and the actual cost of care in 2013.

Community Need



New Jersey is striving to reduce institutional long term care use under Medicaid. However, the demographic trend for New Jersey indicates that nursing home bed capacity must remain stable to accommodate the need for advanced care among the oldest and frailest.

National data indicates that on average, 35 percent of people aged 65+ will enter a nursing home for varying lengths of stay. In addition, New Jersey's elderly population is projected to increase by 27.2 percent between 2010 and 2020, and by an additional 27.1 percent between 2020 and 2030, yielding approximately 1.9 million elderly residents by 2030.

The need for Absecon Manor Nurs/Rehab Center's services will continue to increase as the Baby-Boom generation ages.



Note: Figures may not add due to rounding.

ADVANCED CARE CENTER AT LAKEVIEW

Ownership: For-profit

BPCI Model Participation: None

Annual Contributions to Local and State Economy

Total Expenditures: \$11,243,100

- 121 full-time equivalent jobs (salaried and contract), including key areas such as

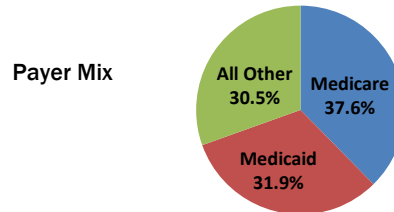
Therapists	12	Dietary & Housekeeping	27
Nurses: 58 total, including		Contract Labor: 3 total, including	
■ Registered Nurses (RNs)	14	■ Nursing	0
■ Licensed Practical Nurses (LPNs)	10	■ Therapists	3
■ Certified Nursing Assistants (CNAs)	34	■ Other	0
Administrative	8	Plant Operations and Maintenance	4

- New Jersey nursing homes are subject to a quarterly assessment of \$11.92 per non-Medicare day. Annually, this tax totals \$109,247 for Advanced Care Center at Lakeview.
- Total Employee Payroll: \$5,999,204
- Estimated State Income Taxes Paid by Employees: \$331,456

Statistical Profile

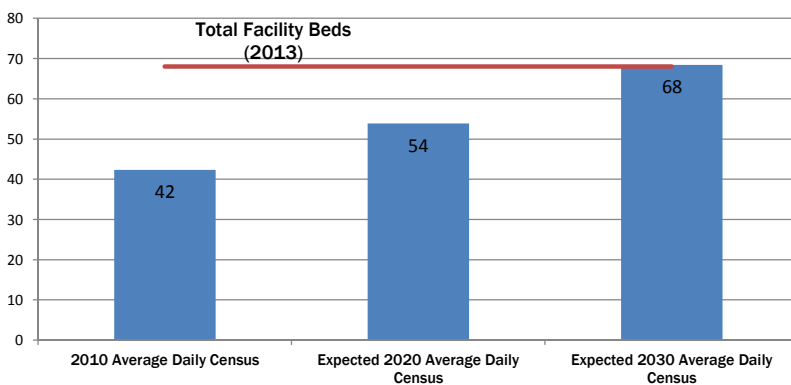
■ Medicare Ratings (from 1 to 5 stars)		Avg. Daily Census	Medicare 15.2	Medicaid 12.8	All Other 12.3	Total 40.3
Medicare Overall Rating	★★★★	Avg. Length of Stay	29.9	86.8	31.1	38.4
Medicare Quality Measure Rating	★★	Occupancy Rate	22.3%	18.9%	18.0%	59.2%

% Medicare Days in Ultra/Very High RUGs	67.3%
Routine Cost per Day	\$403.95
Total Beds	68
<i>Inclusive of 18 Ventilator SCNF beds</i>	



- More than half of New Jersey's nursing home residents receive financial assistance from Medicaid, the health care program for low-income individuals that is funded by the federal and state governments. Medicaid pays nursing homes significantly lower than the cost of care. An American Health Care Association study indicates New Jersey Medicaid pays nursing homes 18 percent less than cost, resulting in an estimated \$500 million shortfall statewide between the Medicaid rate and the actual cost of care in 2013.

Community Need



New Jersey is striving to reduce institutional long term care use under Medicaid. However, the demographic trend for New Jersey indicates that nursing home bed capacity must remain stable to accommodate the need for advanced care among the oldest and frailest.

National data indicates that on average, 35 percent of people aged 65+ will enter a nursing home for varying lengths of stay. In addition, New Jersey's elderly population is projected to increase by 27.2 percent between 2010 and 2020, and by an additional 27.1 percent between 2020 and 2030, yielding approximately 1.9 million elderly residents by 2030.

The need for Advanced Care Center at Lakeview's services will continue to increase as the Baby-Boom generation ages.



Note: Figures may not add due to rounding.

ALARIS HEALTH AT BELGROVE

Ownership: For-profit

BPCI Model Participation: None

Annual Contributions to Local and State Economy

Total Expenditures: \$14,413,100

- 103 full-time equivalent jobs (salaried and contract), including key areas such as

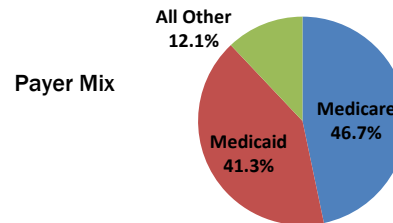
Therapists	0	Dietary & Housekeeping	0
Nurses: 0 total, including		Contract Labor: 95 total, including	
■ Registered Nurses (RNs)	0	■ Nursing	76
■ Licensed Practical Nurses (LPNs)	0	■ Therapists	19
■ Certified Nursing Assistants (CNAs)	0	■ Other	0
Administrative	6	Plant Operations and Maintenance	0

- New Jersey nursing homes are subject to a quarterly assessment of \$11.92 per non-Medicare day. Annually, this tax totals \$242,715 for Alaris Health at Belgrove.
- Total Employee Payroll: \$371,708
- Estimated State Income Taxes Paid by Employees: \$20,537

Statistical Profile

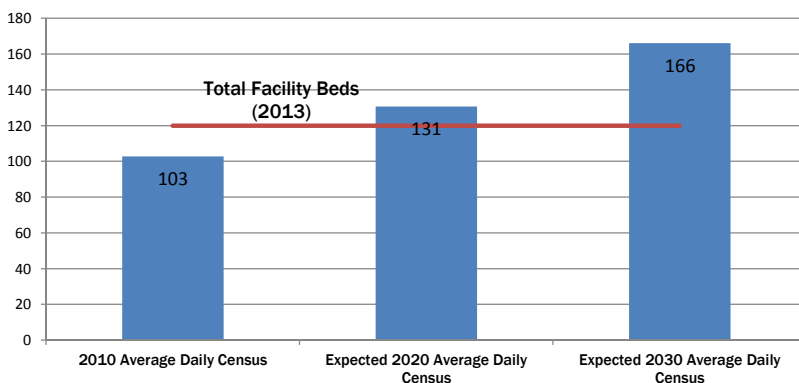
■ Medicare Ratings (from 1 to 5 stars)		Avg. Daily Census	Medicare 48.8	Medicaid 43.2	All Other 12.6	Total 104.6
Medicare Overall Rating	★★★★★	Avg. Length of Stay	32.8	403.9	15.8	43.6
Medicare Quality Measure Rating	★★★★★	Occupancy Rate	40.7%	36.0%	10.5%	87.2%

% Medicare Days in Ultra/Very High RUGs	95.2%
Routine Cost per Day	\$260.82
Total Beds	120



- More than half of New Jersey's nursing home residents receive financial assistance from Medicaid, the health care program for low-income individuals that is funded by the federal and state governments. Medicaid pays nursing homes significantly lower than the cost of care. An American Health Care Association study indicates New Jersey Medicaid pays nursing homes 18 percent less than cost, resulting in an estimated \$500 million shortfall statewide between the Medicaid rate and the actual cost of care in 2013.

Community Need



New Jersey is striving to reduce institutional long term care use under Medicaid. However, the demographic trend for New Jersey indicates that nursing home bed capacity must remain stable to accommodate the need for advanced care among the oldest and frailest.

National data indicates that on average, 35 percent of people aged 65+ will enter a nursing home for varying lengths of stay. In addition, New Jersey's elderly population is projected to increase by 27.2 percent between 2010 and 2020, and by an additional 27.1 percent between 2020 and 2030, yielding approximately 1.9 million elderly residents by 2030.

The need for Alaris Health at Belgrove's services will continue to increase as the Baby-Boom generation ages.



Note: Figures may not add due to rounding.

ALARIS HEALTH AT BOULEVARD EAST

Ownership: For-profit

BPCI Model Participation: None

Annual Contributions to Local and State Economy

Total Expenditures: \$7,284,700

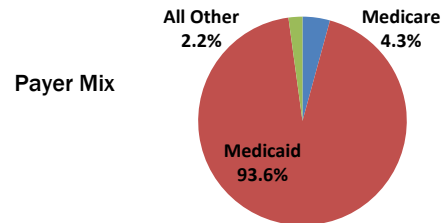
- 91 full-time equivalent jobs (salaried and contract), including key areas such as

Therapists	0	Dietary & Housekeeping	27
Nurses: 0 total, including		Contract Labor: 59 total, including	
■ Registered Nurses (RNs)	0	■ Nursing	59
■ Licensed Practical Nurses (LPNs)	0	■ Therapists	0
■ Certified Nursing Assistants (CNAs)	0	■ Other	0
Administrative	5	Plant Operations and Maintenance	0

- New Jersey nursing homes are subject to a quarterly assessment of \$11.92 per non-Medicare day. Annually, this tax totals \$420,645 for Alaris Health at Boulevard East.
- Total Employee Payroll: \$800,452
- Estimated State Income Taxes Paid by Employees: \$44,225

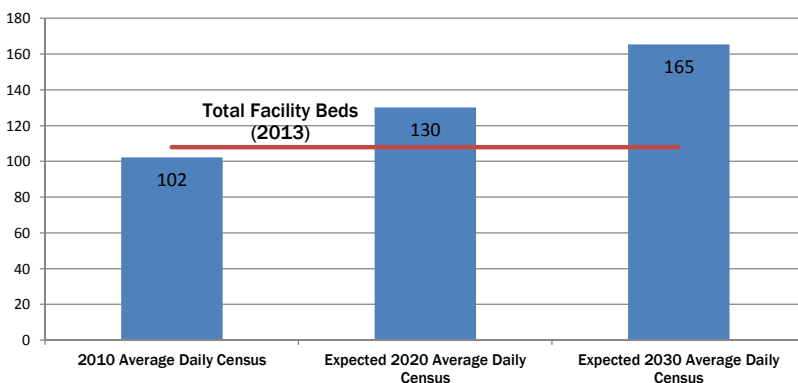
Statistical Profile

■ Medicare Ratings (from 1 to 5 stars)		Avg. Daily Census	Medicare 4.3	Medicaid 94.5	All Other 2.2	Total 101.0
Medicare Overall Rating	★★★★★	Avg. Length of Stay	78.8	352.0	13.9	210.7
Medicare Quality Measure Rating	★★★★★	Occupancy Rate	4.0%	87.5%	2.0%	93.5%
% Medicare Days in Ultra/Very High RUGs	83.1%					
Routine Cost per Day	\$185.75					
Total Beds	108					



- More than half of New Jersey's nursing home residents receive financial assistance from Medicaid, the health care program for low-income individuals that is funded by the federal and state governments. Medicaid pays nursing homes significantly lower than the cost of care. An American Health Care Association study indicates New Jersey Medicaid pays nursing homes 18 percent less than cost, resulting in an estimated \$500 million shortfall statewide between the Medicaid rate and the actual cost of care in 2013.

Community Need



New Jersey is striving to reduce institutional long term care use under Medicaid. However, the demographic trend for New Jersey indicates that nursing home bed capacity must remain stable to accommodate the need for advanced care among the oldest and frailest.

National data indicates that on average, 35 percent of people aged 65+ will enter a nursing home for varying lengths of stay. In addition, New Jersey's elderly population is projected to increase by 27.2 percent between 2010 and 2020, and by an additional 27.1 percent between 2020 and 2030, yielding approximately 1.9 million elderly residents by 2030.

The need for Alaris Health at Boulevard East's services will continue to increase as the Baby-Boom generation ages.



Note: Figures may not add due to rounding.

ALARIS HEALTH AT CASTLE HILL

Ownership: For-profit

BPCI Model Participation: None

Annual Contributions to Local and State Economy

Total Expenditures: \$23,102,700

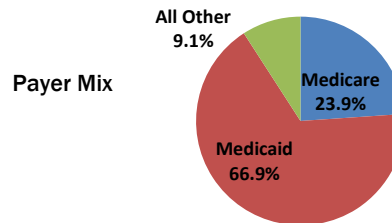
- 201 full-time equivalent jobs (salaried and contract), including key areas such as

Therapists	0	Dietary & Housekeeping	42
Nurses: 0 total, including		Contract Labor: 146 total, including	
■ Registered Nurses (RNs)	0	■ Nursing	127
■ Licensed Practical Nurses (LPNs)	0	■ Therapists	19
■ Certified Nursing Assistants (CNAs)	0	■ Other	0
Administrative	5	Plant Operations and Maintenance	4

- New Jersey nursing homes are subject to a quarterly assessment of \$11.92 per non-Medicare day. Annually, this tax totals \$651,988 for Alaris Health at Castle Hill.
- Total Employee Payroll: \$1,650,434
- Estimated State Income Taxes Paid by Employees: \$91,186

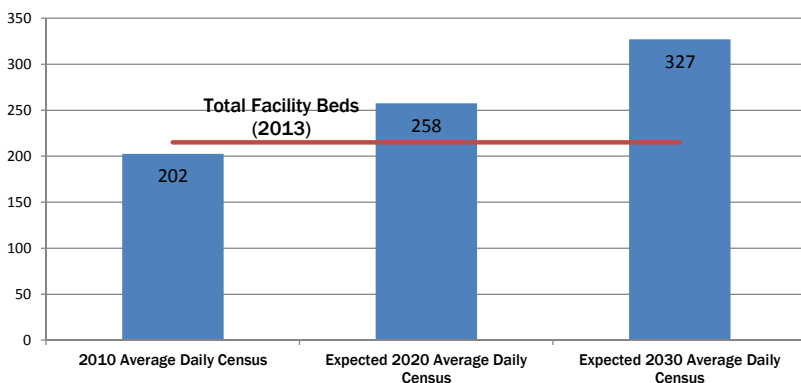
Statistical Profile

■ Medicare Ratings (from 1 to 5 stars)		Avg. Daily Census	Medicare 47.2	Medicaid 131.8	All Other 18.0	Total 197.0
Medicare Overall Rating	★★★★★	Avg. Length of Stay	34.8	334.2	18.2	72.0
Medicare Quality Measure Rating	★★★★★	Occupancy Rate	21.9%	61.3%	8.4%	91.6%
% Medicare Days in Ultra/Very High RUGs	94.6%					
Routine Cost per Day	\$218.00					
Total Beds	215					



- More than half of New Jersey's nursing home residents receive financial assistance from Medicaid, the health care program for low-income individuals that is funded by the federal and state governments. Medicaid pays nursing homes significantly less than the cost of care. An American Health Care Association study indicates New Jersey Medicaid pays nursing homes 18 percent less than cost, resulting in an estimated \$500 million shortfall statewide between the Medicaid rate and the actual cost of care in 2013.

Community Need



New Jersey is striving to reduce institutional long term care use under Medicaid. However, the demographic trend for New Jersey indicates that nursing home bed capacity must remain stable to accommodate the need for advanced care among the oldest and frailest.

National data indicates that on average, 35 percent of people aged 65+ will enter a nursing home for varying lengths of stay. In addition, New Jersey's elderly population is projected to increase by 27.2 percent between 2010 and 2020, and by an additional 27.1 percent between 2020 and 2030, yielding approximately 1.9 million elderly residents by 2030.

The need for Alaris Health at Castle Hill's services will continue to increase as the Baby-Boom generation ages.



Note: Figures may not add due to rounding.

ALARIS HEALTH AT CEDAR GROVE

Ownership: For-profit

BPCI Model Participation: None

Annual Contributions to Local and State Economy

Total Expenditures: \$21,566,700

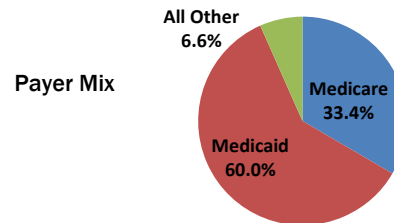
- 196 full-time equivalent jobs (salaried and contract), including key areas such as

Therapists	0	Dietary & Housekeeping	21
Nurses: 0 total, including		Contract Labor: 165 total, including	
■ Registered Nurses (RNs)	0	■ Nursing	141
■ Licensed Practical Nurses (LPNs)	0	■ Therapists	25
■ Certified Nursing Assistants (CNAs)	0	■ Other	0
Administrative	7	Plant Operations and Maintenance	0

- New Jersey nursing homes are subject to a quarterly assessment of \$11.92 per non-Medicare day. Annually, this tax totals \$578,680 for Alaris Health at Cedar Grove.
- Total Employee Payroll: \$1,151,511
- Estimated State Income Taxes Paid by Employees: \$63,621

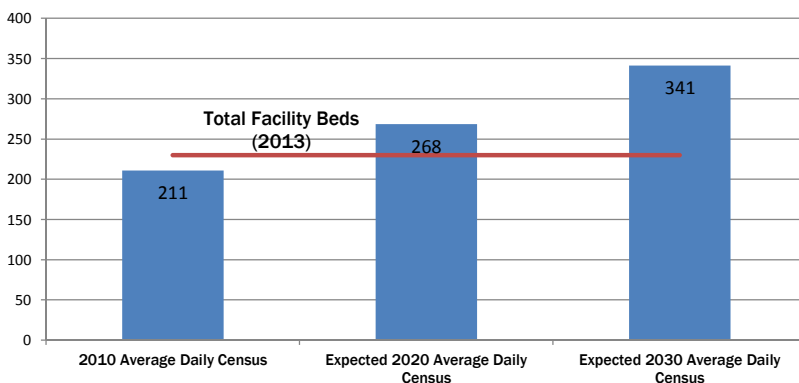
Statistical Profile

■ Medicare Ratings (from 1 to 5 stars)		Avg. Daily Census	Medicare 66.7	Medicaid 119.8	All Other 13.2	Total 199.7
Medicare Overall Rating	★★	Avg. Length of Stay	39.6	316.8	16.1	69.3
Medicare Quality Measure Rating	★★★★	Occupancy Rate	29.0%	52.1%	5.7%	86.8%
% Medicare Days in Ultra/Very High RUGs	88.2%					
Routine Cost per Day	\$209.03					
Total Beds	230					



- More than half of New Jersey's nursing home residents receive financial assistance from Medicaid, the health care program for low-income individuals that is funded by the federal and state governments. Medicaid pays nursing homes significantly less than the cost of care. An American Health Care Association study indicates New Jersey Medicaid pays nursing homes 18 percent less than cost, resulting in an estimated \$500 million shortfall statewide between the Medicaid rate and the actual cost of care in 2013.

Community Need



New Jersey is striving to reduce institutional long term care use under Medicaid. However, the demographic trend for New Jersey indicates that nursing home bed capacity must remain stable to accommodate the need for advanced care among the oldest and frailest.

National data indicates that on average, 35 percent of people aged 65+ will enter a nursing home for varying lengths of stay. In addition, New Jersey's elderly population is projected to increase by 27.2 percent between 2010 and 2020, and by an additional 27.1 percent between 2020 and 2030, yielding approximately 1.9 million elderly residents by 2030.

The need for Alaris Health at Cedar Grove's services will continue to increase as the Baby-Boom generation ages.



Note: Figures may not add due to rounding.

ALARIS HEALTH AT CHERRY HILL

Ownership: For-profit

BPCI Model Participation: None

Annual Contributions to Local and State Economy

Total Expenditures: \$25,981,400

- 204 full-time equivalent jobs (salaried and contract), including key areas such as

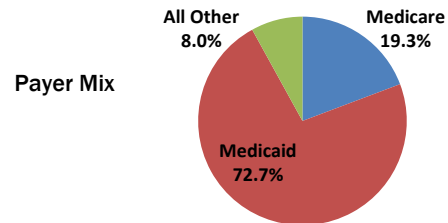
Therapists	9	Dietary & Housekeeping	23
Nurses: 0 total, including		Contract Labor: 159 total, including	
■ Registered Nurses (RNs)	0	■ Nursing	159
■ Licensed Practical Nurses (LPNs)	0	■ Therapists	0
■ Certified Nursing Assistants (CNAs)	0	■ Other	0
Administrative	7	Plant Operations and Maintenance	0

- New Jersey nursing homes are subject to a quarterly assessment of \$11.92 per non-Medicare day. Annually, this tax totals \$728,217 for Alaris Health at Cherry Hill.
- Total Employee Payroll: \$1,870,225
- Estimated State Income Taxes Paid by Employees: \$103,330

Statistical Profile

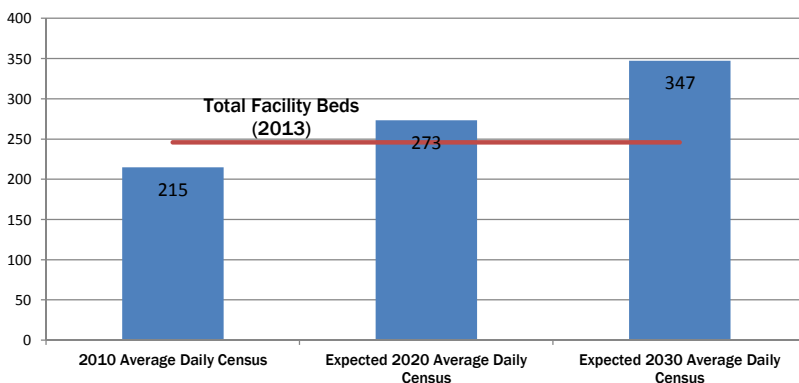
■ Medicare Ratings (from 1 to 5 stars)		Avg. Daily Census	Medicare 39.9	Medicaid 150.8	All Other 16.6	Total 207.3
Medicare Overall Rating	★★	Avg. Length of Stay	30.6	350.5	26.7	87.9
Medicare Quality Measure Rating	★★★	Occupancy Rate	16.2%	61.3%	6.7%	84.3%

% Medicare Days in Ultra/Very High RUGs	78.8%
Routine Cost per Day	\$259.88
Total Beds	246
<i>Inclusive of 20 Ventilator & 40 Behavior Mgmt SCNF beds</i>	



- More than half of New Jersey's nursing home residents receive financial assistance from Medicaid, the health care program for low-income individuals that is funded by the federal and state governments. Medicaid pays nursing homes significantly lower than the cost of care. An American Health Care Association study indicates New Jersey Medicaid pays nursing homes 18 percent less than cost, resulting in an estimated \$500 million shortfall statewide between the Medicaid rate and the actual cost of care in 2013.

Community Need



New Jersey is striving to reduce institutional long term care use under Medicaid. However, the demographic trend for New Jersey indicates that nursing home bed capacity must remain stable to accommodate the need for advanced care among the oldest and frailest.

National data indicates that on average, 35 percent of people aged 65+ will enter a nursing home for varying lengths of stay. In addition, New Jersey's elderly population is projected to increase by 27.2 percent between 2010 and 2020, and by an additional 27.1 percent between 2020 and 2030, yielding approximately 1.9 million elderly residents by 2030.

The need for Alaris Health at Cherry Hill's services will continue to increase as the Baby-Boom generation ages.



Note: Figures may not add due to rounding.

ALARIS HEALTH AT ESSEX

Ownership: For-profit

BPCI Model Participation: None

Annual Contributions to Local and State Economy

Total Expenditures: \$21,290,800

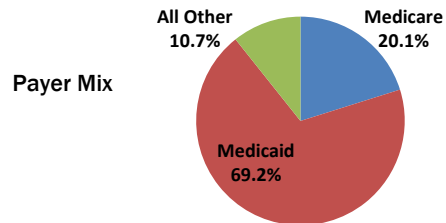
- 171 full-time equivalent jobs (salaried and contract), including key areas such as

Therapists	0	Dietary & Housekeeping	20
Nurses: 0 total, including		Contract Labor: 134 total, including	
■ Registered Nurses (RNs)	0	■ Nursing	119
■ Licensed Practical Nurses (LPNs)	0	■ Therapists	15
■ Certified Nursing Assistants (CNAs)	0	■ Other	0
Administrative	8	Plant Operations and Maintenance	2

- New Jersey nursing homes are subject to a quarterly assessment of \$11.92 per non-Medicare day. Annually, this tax totals \$662,311 for Alaris Health at Essex.
- Total Employee Payroll: \$1,146,832
- Estimated State Income Taxes Paid by Employees: \$63,362

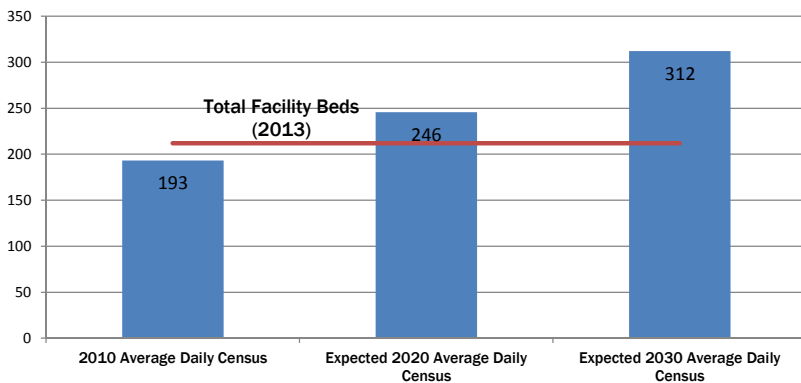
Statistical Profile

■ Medicare Ratings (from 1 to 5 stars)		Avg. Daily Census	Medicare 38.3	Medicaid 131.9	All Other 20.4	Total 190.6
Medicare Overall Rating	★★★★	Avg. Length of Stay	42.0	351.3	29.8	96.7
Medicare Quality Measure Rating	★★★★★	Occupancy Rate	18.1%	62.2%	9.6%	89.9%
% Medicare Days in Ultra/Very High RUGs	85.8%					
Routine Cost per Day	\$212.93					
Total Beds	212					



- More than half of New Jersey's nursing home residents receive financial assistance from Medicaid, the health care program for low-income individuals that is funded by the federal and state governments. Medicaid pays nursing homes significantly lower than the cost of care. An American Health Care Association study indicates New Jersey Medicaid pays nursing homes 18 percent less than cost, resulting in an estimated \$500 million shortfall statewide between the Medicaid rate and the actual cost of care in 2013.

Community Need



New Jersey is striving to reduce institutional long term care use under Medicaid. However, the demographic trend for New Jersey indicates that nursing home bed capacity must remain stable to accommodate the need for advanced care among the oldest and frailest.

National data indicates that on average, 35 percent of people aged 65+ will enter a nursing home for varying lengths of stay. In addition, New Jersey's elderly population is projected to increase by 27.2 percent between 2010 and 2020, and by an additional 27.1 percent between 2020 and 2030, yielding approximately 1.9 million elderly residents by 2030.

The need for Alaris Health at Essex's services will continue to increase as the Baby-Boom generation ages.



Note: Figures may not add due to rounding.

ALARIS HEALTH AT HAMILTON PARK

Ownership: For-profit

BPCI Model Participation: None

Annual Contributions to Local and State Economy

Total Expenditures: \$30,775,100

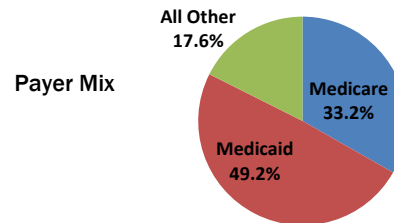
- 281 full-time equivalent jobs (salaried and contract), including key areas such as

Therapists	5	Dietary & Housekeeping	52
Nurses: 57 total, including		Contract Labor: 133 total, including	
■ Registered Nurses (RNs)	13	■ Nursing	112
■ Licensed Practical Nurses (LPNs)	9	■ Therapists	21
■ Certified Nursing Assistants (CNAs)	35	■ Other	0
Administrative	7	Plant Operations and Maintenance	5

- New Jersey nursing homes are subject to a quarterly assessment of \$11.92 per non-Medicare day. Annually, this tax totals \$681,431 for Alaris Health at Hamilton Park.
- Total Employee Payroll: \$5,894,015
- Estimated State Income Taxes Paid by Employees: \$325,644

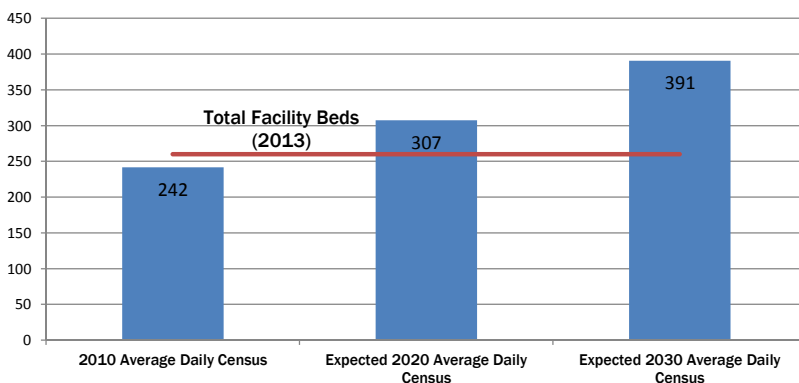
Statistical Profile

■ Medicare Ratings (from 1 to 5 stars)		Avg. Daily Census	Medicare 77.9	Medicaid 115.4	All Other 41.2	Total 234.5
Medicare Overall Rating	★★★★	Avg. Length of Stay	30.3	393.6	32.0	56.5
Medicare Quality Measure Rating	★★★	Occupancy Rate	29.9%	44.4%	15.9%	90.2%
% Medicare Days in Ultra/Very High RUGs	87.2%					
Routine Cost per Day	\$269.64					
Total Beds	260					



- More than half of New Jersey's nursing home residents receive financial assistance from Medicaid, the health care program for low-income individuals that is funded by the federal and state governments. Medicaid pays nursing homes significantly lower than the cost of care. An American Health Care Association study indicates New Jersey Medicaid pays nursing homes 18 percent less than cost, resulting in an estimated \$500 million shortfall statewide between the Medicaid rate and the actual cost of care in 2013.

Community Need



New Jersey is striving to reduce institutional long term care use under Medicaid. However, the demographic trend for New Jersey indicates that nursing home bed capacity must remain stable to accommodate the need for advanced care among the oldest and frailest.

National data indicates that on average, 35 percent of people aged 65+ will enter a nursing home for varying lengths of stay. In addition, New Jersey's elderly population is projected to increase by 27.2 percent between 2010 and 2020, and by an additional 27.1 percent between 2020 and 2030, yielding approximately 1.9 million elderly residents by 2030.

The need for Alaris Health at Hamilton Park's services will continue to increase as the Baby-Boom generation ages.



Note: Figures may not add due to rounding.

ALARIS HEALTH AT HARBOR VIEW

Ownership: For-profit

BPCI Model Participation: None

Annual Contributions to Local and State Economy

Total Expenditures: \$17,860,200

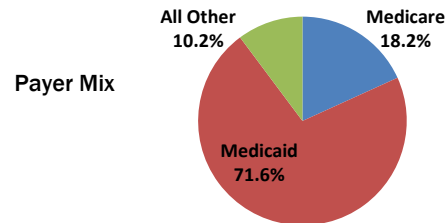
- 153 full-time equivalent jobs (salaried and contract), including key areas such as

Therapists	0	Dietary & Housekeeping	36
Nurses: 0 total, including		Contract Labor: 109 total, including	
■ Registered Nurses (RNs)	0	■ Nursing	95
■ Licensed Practical Nurses (LPNs)	0	■ Therapists	13
■ Certified Nursing Assistants (CNAs)	0	■ Other	0
Administrative	7	Plant Operations and Maintenance	0

- New Jersey nursing homes are subject to a quarterly assessment of \$11.92 per non-Medicare day. Annually, this tax totals \$568,405 for Alaris Health at Harbor View.
- Total Employee Payroll: \$1,269,274
- Estimated State Income Taxes Paid by Employees: \$70,127

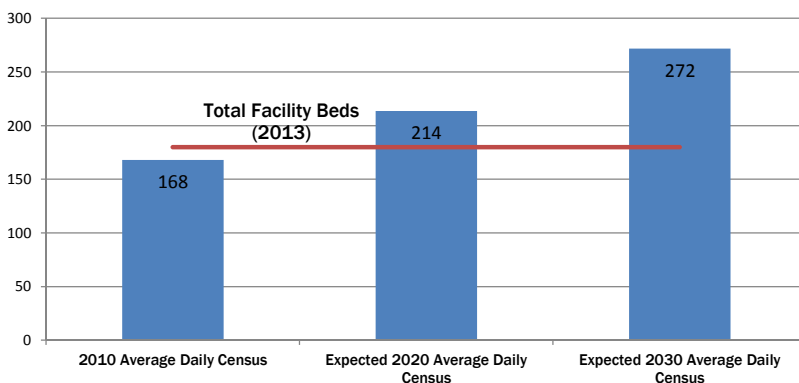
Statistical Profile

■ Medicare Ratings (from 1 to 5 stars)		Avg. Daily Census	Medicare 29.1	Medicaid 114.4	All Other 16.3	Total 159.7
Medicare Overall Rating	★★★★★	Avg. Length of Stay	37.7	248.5	17.3	73.5
Medicare Quality Measure Rating	★★★★★	Occupancy Rate	16.2%	63.5%	9.0%	88.7%
% Medicare Days in Ultra/Very High RUGs	83.4%					
Routine Cost per Day	\$220.06					
Total Beds	180					



- More than half of New Jersey's nursing home residents receive financial assistance from Medicaid, the health care program for low-income individuals that is funded by the federal and state governments. Medicaid pays nursing homes significantly lower than the cost of care. An American Health Care Association study indicates New Jersey Medicaid pays nursing homes 18 percent less than cost, resulting in an estimated \$500 million shortfall statewide between the Medicaid rate and the actual cost of care in 2013.

Community Need



New Jersey is striving to reduce institutional long term care use under Medicaid. However, the demographic trend for New Jersey indicates that nursing home bed capacity must remain stable to accommodate the need for advanced care among the oldest and frailest.

National data indicates that on average, 35 percent of people aged 65+ will enter a nursing home for varying lengths of stay. In addition, New Jersey's elderly population is projected to increase by 27.2 percent between 2010 and 2020, and by an additional 27.1 percent between 2020 and 2030, yielding approximately 1.9 million elderly residents by 2030.

The need for Alaris Health at Harbor View's services will continue to increase as the Baby-Boom generation ages.



Note: Figures may not add due to rounding.

ALARIS HEALTH AT JERSEY CITY

Ownership: For-profit

BPCI Model Participation: None

Annual Contributions to Local and State Economy

Total Expenditures: \$14,514,900

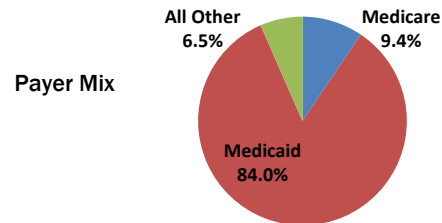
- 133 full-time equivalent jobs (salaried and contract), including key areas such as

Therapists	0	Dietary & Housekeeping	18
Nurses: 0 total, including		Contract Labor: 107 total, including	
■ Registered Nurses (RNs)	0	■ Nursing	98
■ Licensed Practical Nurses (LPNs)	0	■ Therapists	8
■ Certified Nursing Assistants (CNAs)	0	■ Other	0
Administrative	7	Plant Operations and Maintenance	0

- New Jersey nursing homes are subject to a quarterly assessment of \$11.92 per non-Medicare day. Annually, this tax totals \$657,746 for Alaris Health at Jersey City.
- Total Employee Payroll: \$966,818
- Estimated State Income Taxes Paid by Employees: \$53,417

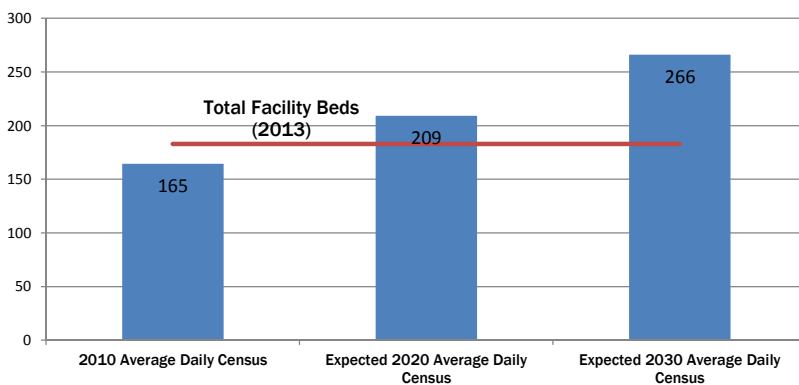
Statistical Profile

■ Medicare Ratings (from 1 to 5 stars)		Avg. Daily Census	Medicare 15.8	Medicaid 140.2	All Other 10.9	Total 166.9
Medicare Overall Rating	★★	Avg. Length of Stay	48.0	204.8	39.9	129.6
Medicare Quality Measure Rating	★★★★★	Occupancy Rate	8.6%	76.6%	6.0%	91.2%
% Medicare Days in Ultra/Very High RUGs	92.3%					
Routine Cost per Day	\$202.41					
Total Beds	183					



- More than half of New Jersey's nursing home residents receive financial assistance from Medicaid, the health care program for low-income individuals that is funded by the federal and state governments. Medicaid pays nursing homes significantly lower than the cost of care. An American Health Care Association study indicates New Jersey Medicaid pays nursing homes 18 percent less than cost, resulting in an estimated \$500 million shortfall statewide between the Medicaid rate and the actual cost of care in 2013.

Community Need



New Jersey is striving to reduce institutional long term care use under Medicaid. However, the demographic trend for New Jersey indicates that nursing home bed capacity must remain stable to accommodate the need for advanced care among the oldest and frailest.

National data indicates that on average, 35 percent of people aged 65+ will enter a nursing home for varying lengths of stay. In addition, New Jersey's elderly population is projected to increase by 27.2 percent between 2010 and 2020, and by an additional 27.1 percent between 2020 and 2030, yielding approximately 1.9 million elderly residents by 2030.

The need for Alaris Health at Jersey City's services will continue to increase as the Baby-Boom generation ages.



Note: Figures may not add due to rounding.

ALARIS HEALTH AT KEARNY

Ownership: For-profit

BPCI Model Participation: None

Annual Contributions to Local and State Economy

Total Expenditures: \$10,887,200

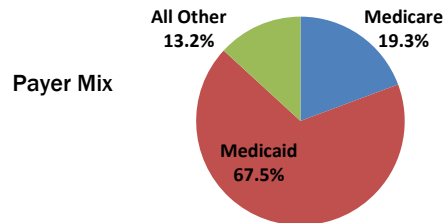
- 77 full-time equivalent jobs (salaried and contract), including key areas such as

Therapists	0	Dietary & Housekeeping	0
Nurses: 0 total, including		Contract Labor: 69 total, including	
■ Registered Nurses (RNs)	0	■ Nursing	61
■ Licensed Practical Nurses (LPNs)	0	■ Therapists	8
■ Certified Nursing Assistants (CNAs)	0	■ Other	0
Administrative	6	Plant Operations and Maintenance	0

- New Jersey nursing homes are subject to a quarterly assessment of \$11.92 per non-Medicare day. Annually, this tax totals \$373,752 for Alaris Health at Kearny.
- Total Employee Payroll: \$345,345
- Estimated State Income Taxes Paid by Employees: \$19,080

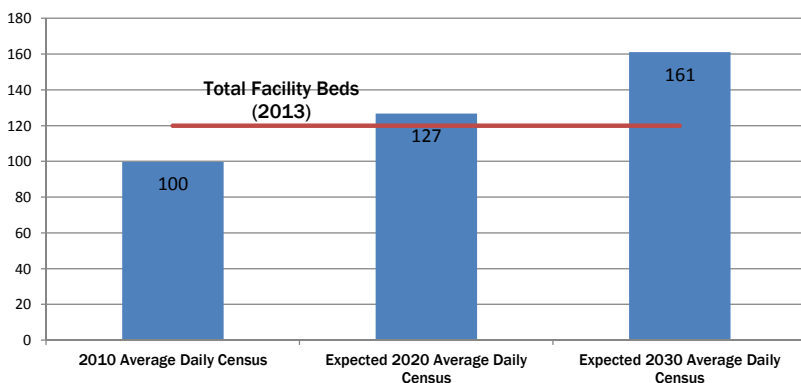
Statistical Profile

■ Medicare Ratings (from 1 to 5 stars)		Avg. Daily Census	Medicare 20.5	Medicaid 71.9	All Other 14.0	Total 106.4
Medicare Overall Rating	★★★★	Avg. Length of Stay	39.9	259.8	42.7	95.0
Medicare Quality Measure Rating	★★★★	Occupancy Rate	17.1%	59.9%	11.7%	88.7%
% Medicare Days in Ultra/Very High RUGs	85.6%					
Routine Cost per Day	\$218.00					
Total Beds	120					



- More than half of New Jersey's nursing home residents receive financial assistance from Medicaid, the health care program for low-income individuals that is funded by the federal and state governments. Medicaid pays nursing homes significantly lower than the cost of care. An American Health Care Association study indicates New Jersey Medicaid pays nursing homes 18 percent less than cost, resulting in an estimated \$500 million shortfall statewide between the Medicaid rate and the actual cost of care in 2013.

Community Need



New Jersey is striving to reduce institutional long term care use under Medicaid. However, the demographic trend for New Jersey indicates that nursing home bed capacity must remain stable to accommodate the need for advanced care among the oldest and frailest.

National data indicates that on average, 35 percent of people aged 65+ will enter a nursing home for varying lengths of stay. In addition, New Jersey's elderly population is projected to increase by 27.2 percent between 2010 and 2020, and by an additional 27.1 percent between 2020 and 2030, yielding approximately 1.9 million elderly residents by 2030.

The need for Alaris Health at Kearny's services will continue to increase as the Baby-Boom generation ages.



Note: Figures may not add due to rounding.

ALARIS HEALTH AT PASSAIC COUNTY

Ownership: For-profit

BPCI Model Participation: None

Annual Contributions to Local and State Economy

Total Expenditures: \$15,496,500

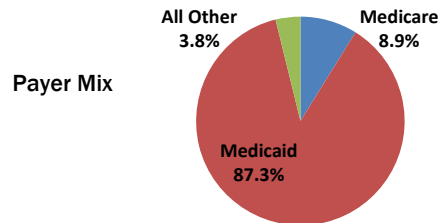
- 150 full-time equivalent jobs (salaried and contract), including key areas such as

Therapists	0	Dietary & Housekeeping	36
Nurses: 0 total, including		Contract Labor: 105 total, including	
■ Registered Nurses (RNs)	0	■ Nursing	96
■ Licensed Practical Nurses (LPNs)	0	■ Therapists	9
■ Certified Nursing Assistants (CNAs)	0	■ Other	0
Administrative	6	Plant Operations and Maintenance	2

- New Jersey nursing homes are subject to a quarterly assessment of \$11.92 per non-Medicare day. Annually, this tax totals \$652,966 for Alaris Health at Passaic County.
- Total Employee Payroll: \$1,324,343
- Estimated State Income Taxes Paid by Employees: \$73,170

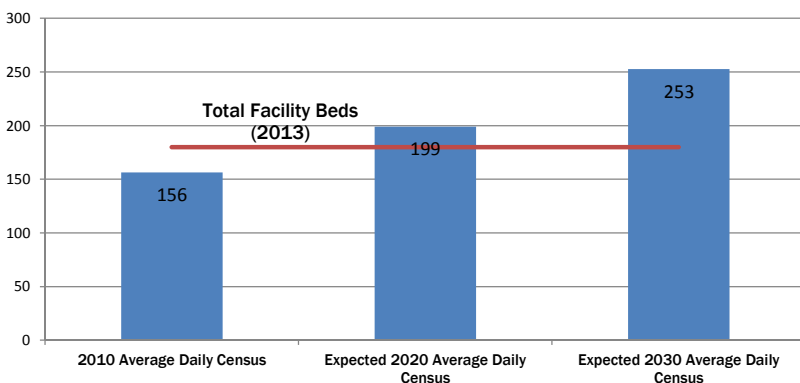
Statistical Profile

■ Medicare Ratings (from 1 to 5 stars)		Avg. Daily Census	Medicare 14.6	Medicaid 143.8	All Other 6.3	Total 164.7
Medicare Overall Rating	★★★★★	Avg. Length of Stay	50.3	252.3	20.5	141.1
Medicare Quality Measure Rating	★★★★★	Occupancy Rate	8.1%	79.9%	3.5%	91.5%
% Medicare Days in Ultra/Very High RUGs	88.4%					
Routine Cost per Day	\$208.73					
Total Beds	180					



- More than half of New Jersey's nursing home residents receive financial assistance from Medicaid, the health care program for low-income individuals that is funded by the federal and state governments. Medicaid pays nursing homes significantly lower than the cost of care. An American Health Care Association study indicates New Jersey Medicaid pays nursing homes 18 percent less than cost, resulting in an estimated \$500 million shortfall statewide between the Medicaid rate and the actual cost of care in 2013.

Community Need



New Jersey is striving to reduce institutional long term care use under Medicaid. However, the demographic trend for New Jersey indicates that nursing home bed capacity must remain stable to accommodate the need for advanced care among the oldest and frailest.

National data indicates that on average, 35 percent of people aged 65+ will enter a nursing home for varying lengths of stay. In addition, New Jersey's elderly population is projected to increase by 27.2 percent between 2010 and 2020, and by an additional 27.1 percent between 2020 and 2030, yielding approximately 1.9 million elderly residents by 2030.

The need for Alaris Health at Passaic County's services will continue to increase as the Baby-Boom generation ages.



Note: Figures may not add due to rounding.

ALARIS HEALTH AT RIVERTON

Ownership: For-profit

BPCI Model Participation: None

Annual Contributions to Local and State Economy

Total Expenditures: \$11,077,500

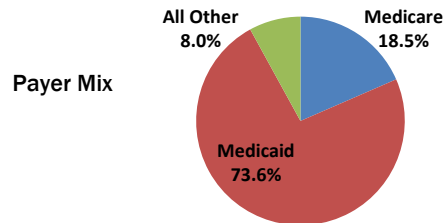
- 84 full-time equivalent jobs (salaried and contract), including key areas such as

Therapists	0	Dietary & Housekeeping	0
Nurses: 0 total, including		Contract Labor: 77 total, including	
■ Registered Nurses (RNs)	0	■ Nursing	68
■ Licensed Practical Nurses (LPNs)	0	■ Therapists	8
■ Certified Nursing Assistants (CNAs)	0	■ Other	0
Administrative	5	Plant Operations and Maintenance	0

- New Jersey nursing homes are subject to a quarterly assessment of \$11.92 per non-Medicare day. Annually, this tax totals \$385,040 for Alaris Health at Riverton.
- Total Employee Payroll: \$392,107
- Estimated State Income Taxes Paid by Employees: \$21,664

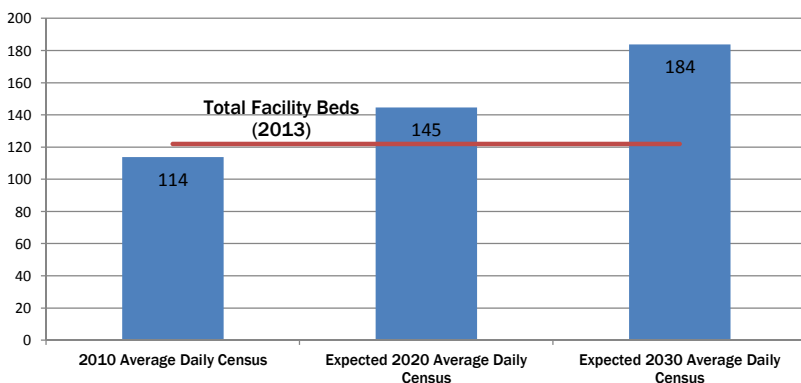
Statistical Profile

■ Medicare Ratings (from 1 to 5 stars)		Avg. Daily Census	Medicare 20.0	Medicaid 79.8	All Other 8.7	Total 108.5
Medicare Overall Rating	★★★★	Avg. Length of Stay	49.7	347.0	29.0	116.5
Medicare Quality Measure Rating	★★★★★	Occupancy Rate	16.4%	65.4%	7.1%	89.0%
% Medicare Days in Ultra/Very High RUGs	84.2%					
Routine Cost per Day	\$235.89					
Total Beds	122					



- More than half of New Jersey's nursing home residents receive financial assistance from Medicaid, the health care program for low-income individuals that is funded by the federal and state governments. Medicaid pays nursing homes significantly lower than the cost of care. An American Health Care Association study indicates New Jersey Medicaid pays nursing homes 18 percent less than cost, resulting in an estimated \$500 million shortfall statewide between the Medicaid rate and the actual cost of care in 2013.

Community Need



New Jersey is striving to reduce institutional long term care use under Medicaid. However, the demographic trend for New Jersey indicates that nursing home bed capacity must remain stable to accommodate the need for advanced care among the oldest and frailest.

National data indicates that on average, 35 percent of people aged 65+ will enter a nursing home for varying lengths of stay. In addition, New Jersey's elderly population is projected to increase by 27.2 percent between 2010 and 2020, and by an additional 27.1 percent between 2020 and 2030, yielding approximately 1.9 million elderly residents by 2030.

The need for Alaris Health at Riverton's services will continue to increase as the Baby-Boom generation ages.



Note: Figures may not add due to rounding.

ALARIS HEALTH AT ROCHELLE PARK

Ownership: For-profit

BPCI Model Participation: None

Annual Contributions to Local and State Economy

Total Expenditures: \$21,253,400

- 193 full-time equivalent jobs (salaried and contract), including key areas such as

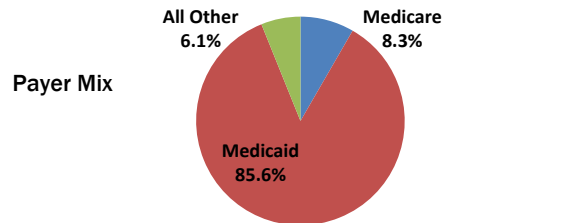
Therapists	0	Dietary & Housekeeping	42
Nurses: 0 total, including		Contract Labor: 143 total, including	
■ Registered Nurses (RNs)	0	■ Nursing	134
■ Licensed Practical Nurses (LPNs)	0	■ Therapists	9
■ Certified Nursing Assistants (CNAs)	0	■ Other	0
Administrative	6	Plant Operations and Maintenance	0

- New Jersey nursing homes are subject to a quarterly assessment of \$11.92 per non-Medicare day. Annually, this tax totals \$873,283 for Alaris Health at Rochelle Park.
- Total Employee Payroll: \$1,506,363
- Estimated State Income Taxes Paid by Employees: \$83,227

Statistical Profile

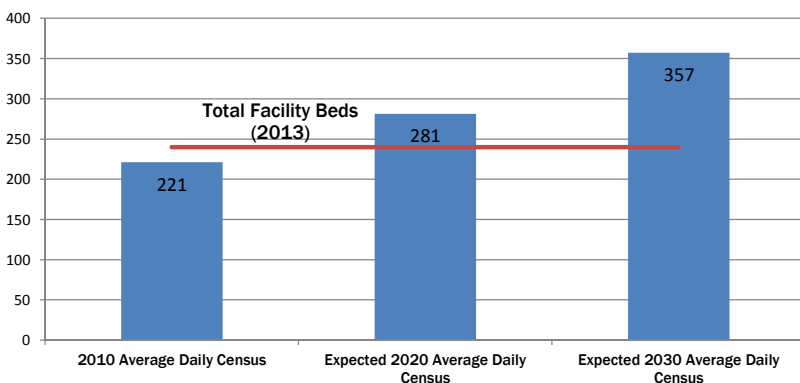
■ Medicare Ratings (from 1 to 5 stars)		Avg. Daily Census	Medicare 18.2	Medicaid 187.3	All Other 13.4	Total 218.9
Medicare Overall Rating	★★★★★	Avg. Length of Stay	60.5	316.5	60.4	196.4
Medicare Quality Measure Rating	★★★★★	Occupancy Rate	7.6%	78.0%	5.6%	91.2%

% Medicare Days in Ultra/Very High RUGs	87.0%
Routine Cost per Day	\$214.32
Total Beds	240



- More than half of New Jersey's nursing home residents receive financial assistance from Medicaid, the health care program for low-income individuals that is funded by the federal and state governments. Medicaid pays nursing homes significantly less than the cost of care. An American Health Care Association study indicates New Jersey Medicaid pays nursing homes 18 percent less than cost, resulting in an estimated \$500 million shortfall statewide between the Medicaid rate and the actual cost of care in 2013.

Community Need



New Jersey is striving to reduce institutional long term care use under Medicaid. However, the demographic trend for New Jersey indicates that nursing home bed capacity must remain stable to accommodate the need for advanced care among the oldest and frailest.

National data indicates that on average, 35 percent of people aged 65+ will enter a nursing home for varying lengths of stay. In addition, New Jersey's elderly population is projected to increase by 27.2 percent between 2010 and 2020, and by an additional 27.1 percent between 2020 and 2030, yielding approximately 1.9 million elderly residents by 2030.

The need for Alaris Health at Rochelle Park's services will continue to increase as the Baby-Boom generation ages.



Note: Figures may not add due to rounding.

ALARIS HEALTH AT ST MARY'S

Ownership: For-profit

BPCI Model Participation: None

Annual Contributions to Local and State Economy

Total Expenditures: \$23,259,000

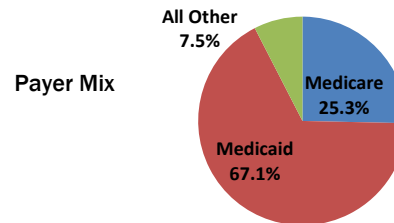
- 175 full-time equivalent jobs (salaried and contract), including key areas such as

Therapists	0	Dietary & Housekeeping	15
Nurses: 0 total, including		Contract Labor: 147 total, including	
■ Registered Nurses (RNs)	0	■ Nursing	131
■ Licensed Practical Nurses (LPNs)	0	■ Therapists	16
■ Certified Nursing Assistants (CNAs)	0	■ Other	0
Administrative	7	Plant Operations and Maintenance	4

- New Jersey nursing homes are subject to a quarterly assessment of \$11.92 per non-Medicare day. Annually, this tax totals \$578,871 for Alaris Health at St Mary's.
- Total Employee Payroll: \$957,614
- Estimated State Income Taxes Paid by Employees: \$52,908

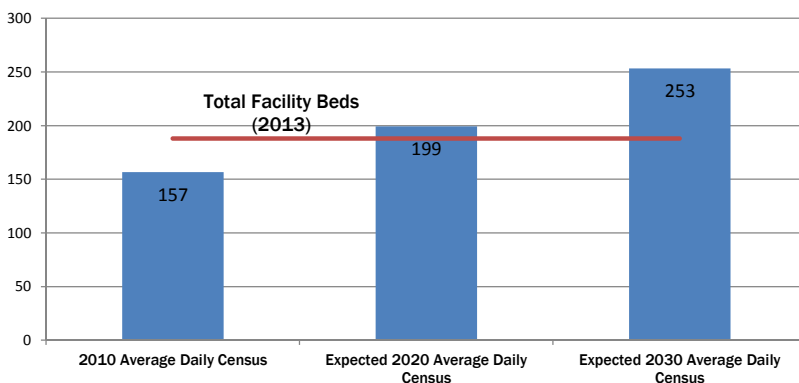
Statistical Profile

■ Medicare Ratings (from 1 to 5 stars)		Avg. Daily Census	Medicare 45.1	Medicaid 119.6	All Other 13.4	Total 178.2
Medicare Overall Rating	★★★★	Avg. Length of Stay	41.9	213.0	18.9	75.9
Medicare Quality Measure Rating	★★★★★	Occupancy Rate	24.0%	63.6%	7.1%	94.8%
% Medicare Days in Ultra/Very High RUGs	75.4%					
Routine Cost per Day	\$285.14					
Total Beds	188					



- More than half of New Jersey's nursing home residents receive financial assistance from Medicaid, the health care program for low-income individuals that is funded by the federal and state governments. Medicaid pays nursing homes significantly less than the cost of care. An American Health Care Association study indicates New Jersey Medicaid pays nursing homes 18 percent less than cost, resulting in an estimated \$500 million shortfall statewide between the Medicaid rate and the actual cost of care in 2013.

Community Need



New Jersey is striving to reduce institutional long term care use under Medicaid. However, the demographic trend for New Jersey indicates that nursing home bed capacity must remain stable to accommodate the need for advanced care among the oldest and frailest.

National data indicates that on average, 35 percent of people aged 65+ will enter a nursing home for varying lengths of stay. In addition, New Jersey's elderly population is projected to increase by 27.2 percent between 2010 and 2020, and by an additional 27.1 percent between 2020 and 2030, yielding approximately 1.9 million elderly residents by 2030.

The need for Alaris Health at St Mary's's services will continue to increase as the Baby-Boom generation ages.



Note: Figures may not add due to rounding.

ALARIS HEALTH AT THE CHATEAU

Ownership: For-profit

BPCI Model Participation: Model 3

Annual Contributions to Local and State Economy

Total Expenditures: \$14,861,300

- 115 full-time equivalent jobs (salaried and contract), including key areas such as

Therapists	0	Dietary & Housekeeping	18
Nurses: 0 total, including		Contract Labor: 89 total, including	
■ Registered Nurses (RNs)	0	■ Nursing	71
■ Licensed Practical Nurses (LPNs)	0	■ Therapists	18
■ Certified Nursing Assistants (CNAs)	0	■ Other	0
Administrative	7	Plant Operations and Maintenance	0

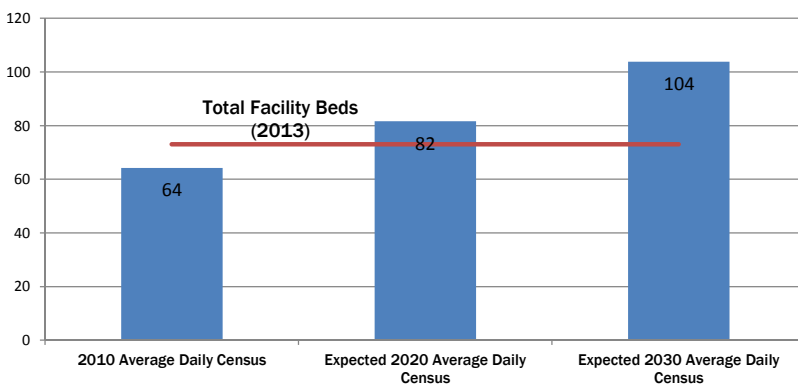
- New Jersey nursing homes are subject to a quarterly assessment of \$11.92 per non-Medicare day. Annually, this tax totals \$45,487 for Alaris Health at the Chateau.
- Total Employee Payroll: \$839,243
- Estimated State Income Taxes Paid by Employees: \$46,368

Statistical Profile

■ Medicare Ratings (from 1 to 5 stars)		Avg. Daily Census	Medicare 51.8	Medicaid 7.3	All Other 3.1	Total 62.3
Medicare Overall Rating	★★★★★	Avg. Length of Stay	32.2	72.1	6.8	28.6
Medicare Quality Measure Rating	★★★★★	Occupancy Rate	71.0%	10.0%	4.3%	85.3%
% Medicare Days in Ultra/Very High RUGs	93.4%					
Routine Cost per Day	\$424.64					
Total Beds Inclusive of 11 Ventilator SCNF beds	73					

- More than half of New Jersey's nursing home residents receive financial assistance from Medicaid, the health care program for low-income individuals that is funded by the federal and state governments. Medicaid pays nursing homes significantly lower than the cost of care. An American Health Care Association study indicates New Jersey Medicaid pays nursing homes 18 percent less than cost, resulting in an estimated \$500 million shortfall statewide between the Medicaid rate and the actual cost of care in 2013.

Community Need



New Jersey is striving to reduce institutional long term care use under Medicaid. However, the demographic trend for New Jersey indicates that nursing home bed capacity must remain stable to accommodate the need for advanced care among the oldest and frailest.

National data indicates that on average, 35 percent of people aged 65+ will enter a nursing home for varying lengths of stay. In addition, New Jersey's elderly population is projected to increase by 27.2 percent between 2010 and 2020, and by an additional 27.1 percent between 2020 and 2030, yielding approximately 1.9 million elderly residents by 2030.

The need for Alaris Health at the Chateau's services will continue to increase as the Baby-Boom generation ages.



Note: Figures may not add due to rounding.

ALARIS HEALTH AT THE FOUNTAINS

Ownership: For-profit

BPCI Model Participation: Model 3

Annual Contributions to Local and State Economy

Total Expenditures: \$26,928,800

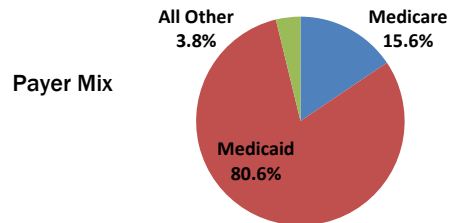
- 241 full-time equivalent jobs (salaried and contract), including key areas such as

Therapists	0	Dietary & Housekeeping	35
Nurses: 0 total, including		Contract Labor: 185 total, including	
■ Registered Nurses (RNs)	0	■ Nursing	168
■ Licensed Practical Nurses (LPNs)	0	■ Therapists	17
■ Certified Nursing Assistants (CNAs)	0	■ Other	0
Administrative	12	Plant Operations and Maintenance	5

- New Jersey nursing homes are subject to a quarterly assessment of \$11.92 per non-Medicare day. Annually, this tax totals \$1,090,346 for Alaris Health at the Fountains.
- Total Employee Payroll: \$1,751,112
- Estimated State Income Taxes Paid by Employees: \$96,749

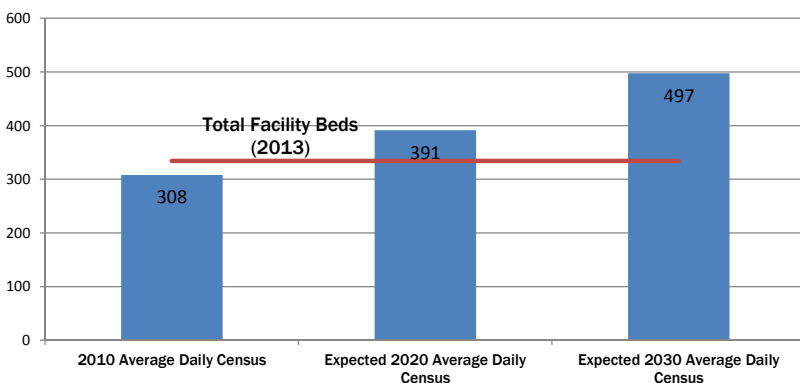
Statistical Profile

■ Medicare Ratings (from 1 to 5 stars)		Avg. Daily Census	Medicare 46.2	Medicaid 239.3	All Other 11.3	Total 296.8
Medicare Overall Rating	★★★★	Avg. Length of Stay	44.5	339.9	14.1	116.6
Medicare Quality Measure Rating	★★★	Occupancy Rate	13.8%	71.7%	3.4%	88.9%
% Medicare Days in Ultra/Very High RUGs	83.5%					
Routine Cost per Day	\$207.99					
Total Beds	334					



- More than half of New Jersey's nursing home residents receive financial assistance from Medicaid, the health care program for low-income individuals that is funded by the federal and state governments. Medicaid pays nursing homes significantly lower than the cost of care. An American Health Care Association study indicates New Jersey Medicaid pays nursing homes 18 percent less than cost, resulting in an estimated \$500 million shortfall statewide between the Medicaid rate and the actual cost of care in 2013.

Community Need



New Jersey is striving to reduce institutional long term care use under Medicaid. However, the demographic trend for New Jersey indicates that nursing home bed capacity must remain stable to accommodate the need for advanced care among the oldest and frailest.

National data indicates that on average, 35 percent of people aged 65+ will enter a nursing home for varying lengths of stay. In addition, New Jersey's elderly population is projected to increase by 27.2 percent between 2010 and 2020, and by an additional 27.1 percent between 2020 and 2030, yielding approximately 1.9 million elderly residents by 2030.

The need for Alaris Health at the Fountains's services will continue to increase as the Baby-Boom generation ages.



Note: Figures may not add due to rounding.

ALARIS HEALTH AT WEST ORANGE

Ownership: For-profit

BPCI Model Participation: None

Annual Contributions to Local and State Economy

Total Expenditures: \$13,721,900

- 131 full-time equivalent jobs (salaried and contract), including key areas such as

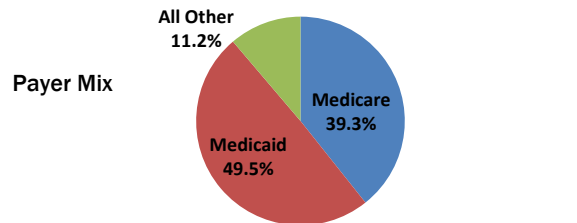
Therapists	0	Dietary & Housekeeping	26
Nurses: 0 total, including		Contract Labor: 99 total, including	
■ Registered Nurses (RNs)	0	■ Nursing	82
■ Licensed Practical Nurses (LPNs)	0	■ Therapists	17
■ Certified Nursing Assistants (CNAs)	0	■ Other	0
Administrative	5	Plant Operations and Maintenance	0

- New Jersey nursing homes are subject to a quarterly assessment of \$11.92 per non-Medicare day. Annually, this tax totals \$277,819 for Alaris Health at West Orange.
- Total Employee Payroll: \$944,386
- Estimated State Income Taxes Paid by Employees: \$52,177

Statistical Profile

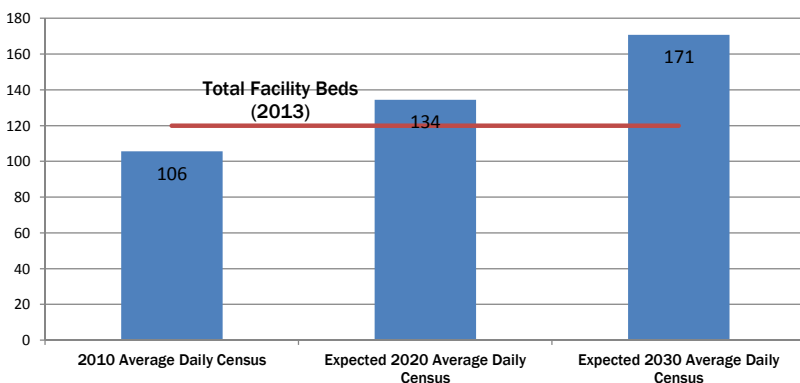
■ Medicare Ratings (from 1 to 5 stars)		Avg. Daily Census	Medicare 41.3	Medicaid 52.1	All Other 11.8	Total 105.2
Medicare Overall Rating	★★★★★	Avg. Length of Stay	30.6	543.0	14.1	46.1
Medicare Quality Measure Rating	★★★★★	Occupancy Rate	34.4%	43.4%	9.8%	87.7%

% Medicare Days in Ultra/Very High RUGs	92.6%
Routine Cost per Day	\$242.51
Total Beds	120



- More than half of New Jersey's nursing home residents receive financial assistance from Medicaid, the health care program for low-income individuals that is funded by the federal and state governments. Medicaid pays nursing homes significantly less than the cost of care. An American Health Care Association study indicates New Jersey Medicaid pays nursing homes 18 percent less than cost, resulting in an estimated \$500 million shortfall statewide between the Medicaid rate and the actual cost of care in 2013.

Community Need



New Jersey is striving to reduce institutional long term care use under Medicaid. However, the demographic trend for New Jersey indicates that nursing home bed capacity must remain stable to accommodate the need for advanced care among the oldest and frailest.

National data indicates that on average, 35 percent of people aged 65+ will enter a nursing home for varying lengths of stay. In addition, New Jersey's elderly population is projected to increase by 27.2 percent between 2010 and 2020, and by an additional 27.1 percent between 2020 and 2030, yielding approximately 1.9 million elderly residents by 2030.

The need for Alaris Health at West Orange's services will continue to increase as the Baby-Boom generation ages.



Note: Figures may not add due to rounding.

ALLENDALE NURSING HOME

Ownership: For-profit

BPCI Model Participation: None

Annual Contributions to Local and State Economy

Total Expenditures: \$17,476,800

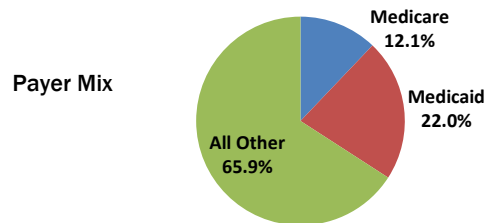
- 176 full-time equivalent jobs (salaried and contract), including key areas such as

Therapists	0	Dietary & Housekeeping	40
Nurses: 64 total, including		Contract Labor: 8 total, including	
■ Registered Nurses (RNs)	11	■ Nursing	0
■ Licensed Practical Nurses (LPNs)	12	■ Therapists	8
■ Certified Nursing Assistants (CNAs)	41	■ Other	0
Administrative	11	Plant Operations and Maintenance	5

- New Jersey nursing homes are subject to a quarterly assessment of \$11.92 per non-Medicare day. Annually, this tax totals \$667,472 for Allendale Nursing Home.
- Total Employee Payroll: \$7,833,953
- Estimated State Income Taxes Paid by Employees: \$432,826

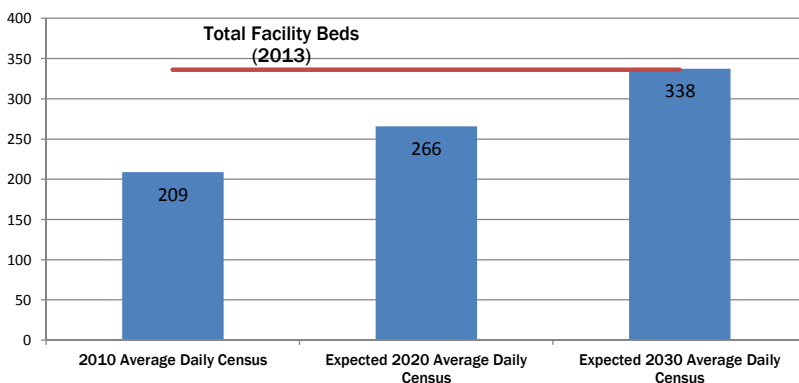
Statistical Profile

■ Medicare Ratings (from 1 to 5 stars)		Avg. Daily Census	Medicare 21.1	Medicaid 38.4	All Other 115.0	Total 174.5
Medicare Overall Rating	★★★	Avg. Length of Stay	35.5	400.5	308.7	164.2
Medicare Quality Measure Rating	★★★	Occupancy Rate	6.3%	11.4%	34.2%	51.9%
% Medicare Days in Ultra/Very High RUGs	88.5%					
Routine Cost per Day	\$134.41					
Total Beds	336					



- More than half of New Jersey's nursing home residents receive financial assistance from Medicaid, the health care program for low-income individuals that is funded by the federal and state governments. Medicaid pays nursing homes significantly lower than the cost of care. An American Health Care Association study indicates New Jersey Medicaid pays nursing homes 18 percent less than cost, resulting in an estimated \$500 million shortfall statewide between the Medicaid rate and the actual cost of care in 2013.

Community Need



New Jersey is striving to reduce institutional long term care use under Medicaid. However, the demographic trend for New Jersey indicates that nursing home bed capacity must remain stable to accommodate the need for advanced care among the oldest and frailest.

National data indicates that on average, 35 percent of people aged 65+ will enter a nursing home for varying lengths of stay. In addition, New Jersey's elderly population is projected to increase by 27.2 percent between 2010 and 2020, and by an additional 27.1 percent between 2020 and 2030, yielding approximately 1.9 million elderly residents by 2030.

The need for Allendale Nursing Home's services will continue to increase as the Baby-Boom generation ages.



Note: Figures may not add due to rounding.

AMBOY CARE CENTER

Ownership: For-profit

BPCI Model Participation: None

Annual Contributions to Local and State Economy

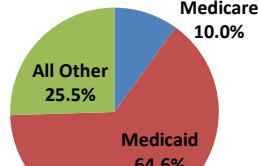
Total Expenditures: \$14,262,200

- 111 full-time equivalent jobs (salaried and contract), including key areas such as

Therapists	0	Dietary & Housekeeping	12
Nurses: 0 total, including		Contract Labor: 93 total, including	
■ Registered Nurses (RNs)	0	■ Nursing	93
■ Licensed Practical Nurses (LPNs)	0	■ Therapists	0
■ Certified Nursing Assistants (CNAs)	0	■ Other	0
Administrative	0	Plant Operations and Maintenance	2

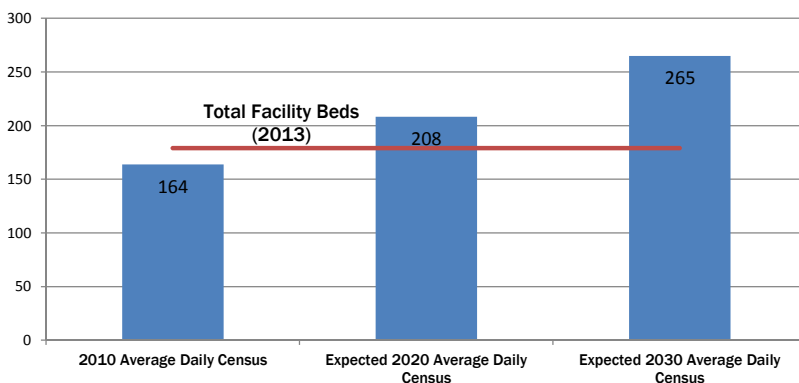
- New Jersey nursing homes are subject to a quarterly assessment of \$11.92 per non-Medicare day. Annually, this tax totals \$650,236 for Amboy Care Center.
- Total Employee Payroll: \$472,698
- Estimated State Income Taxes Paid by Employees: \$26,117

Statistical Profile

■ Medicare Ratings (from 1 to 5 stars)		Avg. Daily Census	Medicare 16.6	Medicaid 107.2	All Other 42.3	Total 166.0
Medicare Overall Rating	★★	Avg. Length of Stay	35.3	175.4	417.1	140.6
Medicare Quality Measure Rating	★★★	Occupancy Rate	9.2%	59.9%	23.6%	92.7%
% Medicare Days in Ultra/Very High RUGs	89.3%	Payer Mix 				
Routine Cost per Day	\$205.67					
Total Beds	179					

- More than half of New Jersey's nursing home residents receive financial assistance from Medicaid, the health care program for low-income individuals that is funded by the federal and state governments. Medicaid pays nursing homes significantly lower than the cost of care. An American Health Care Association study indicates New Jersey Medicaid pays nursing homes 18 percent less than cost, resulting in an estimated \$500 million shortfall statewide between the Medicaid rate and the actual cost of care in 2013.

Community Need



New Jersey is striving to reduce institutional long term care use under Medicaid. However, the demographic trend for New Jersey indicates that nursing home bed capacity must remain stable to accommodate the need for advanced care among the oldest and frailest.

National data indicates that on average, 35 percent of people aged 65+ will enter a nursing home for varying lengths of stay. In addition, New Jersey's elderly population is projected to increase by 27.2 percent between 2010 and 2020, and by an additional 27.1 percent between 2020 and 2030, yielding approximately 1.9 million elderly residents by 2030.

The need for Amboy Care Center's services will continue to increase as the Baby-Boom generation ages.



Note: Figures may not add due to rounding.

ANDOVER SUBACUTE AND REHAB I

Ownership: For-profit

BPCI Model Participation: None

Annual Contributions to Local and State Economy

Total Expenditures: \$11,548,100

- 142 full-time equivalent jobs (salaried and contract), including key areas such as

Therapists	0	Dietary & Housekeeping	31
Nurses: 78 total, including		Contract Labor: 0 total, including	
■ Registered Nurses (RNs)	9	■ Nursing	0
■ Licensed Practical Nurses (LPNs)	12	■ Therapists	0
■ Certified Nursing Assistants (CNAs)	57	■ Other	0
Administrative	5	Plant Operations and Maintenance	5

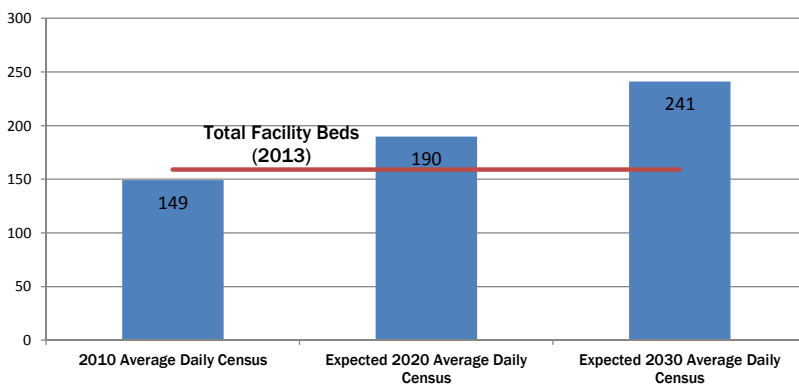
- New Jersey nursing homes are subject to a quarterly assessment of \$11.92 per non-Medicare day. Annually, this tax totals \$589,480 for Andover Subacute and Rehab I.
- Total Employee Payroll: \$5,494,586
- Estimated State Income Taxes Paid by Employees: \$303,576

Statistical Profile

■ Medicare Ratings (from 1 to 5 stars)		Avg. Daily Census	Medicare 9.1	Medicaid 101.2	All Other 34.3	Total 144.6
Medicare Overall Rating	★★★★★	Avg. Length of Stay	34.3	520.3	86.9	169.2
Medicare Quality Measure Rating	★★★★★	Occupancy Rate	5.7%	63.6%	21.6%	90.9%
% Medicare Days in Ultra/Very High RUGs	65.6%	Payer Mix				
Routine Cost per Day	\$188.36					
Total Beds	159					

- More than half of New Jersey's nursing home residents receive financial assistance from Medicaid, the health care program for low-income individuals that is funded by the federal and state governments. Medicaid pays nursing homes significantly lower than the cost of care. An American Health Care Association study indicates New Jersey Medicaid pays nursing homes 18 percent less than cost, resulting in an estimated \$500 million shortfall statewide between the Medicaid rate and the actual cost of care in 2013.

Community Need



New Jersey is striving to reduce institutional long term care use under Medicaid. However, the demographic trend for New Jersey indicates that nursing home bed capacity must remain stable to accommodate the need for advanced care among the oldest and frailest.

National data indicates that on average, 35 percent of people aged 65+ will enter a nursing home for varying lengths of stay. In addition, New Jersey's elderly population is projected to increase by 27.2 percent between 2010 and 2020, and by an additional 27.1 percent between 2020 and 2030, yielding approximately 1.9 million elderly residents by 2030.

The need for Andover Subacute and Rehab I's services will continue to increase as the Baby-Boom generation ages.



Note: Figures may not add due to rounding.

ANDOVER SUBACUTE AND REHAB II

Ownership: For-profit

BPCI Model Participation: None

Annual Contributions to Local and State Economy

Total Expenditures: \$31,459,400

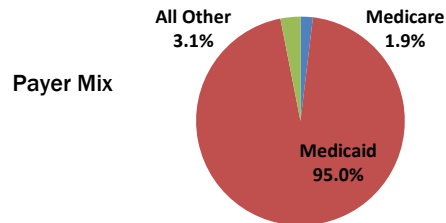
- 486 full-time equivalent jobs (salaried and contract), including key areas such as

Therapists	0	Dietary & Housekeeping	112
Nurses: 235 total, including		Contract Labor: 0 total, including	
■ Registered Nurses (RNs)	17	■ Nursing	0
■ Licensed Practical Nurses (LPNs)	42	■ Therapists	0
■ Certified Nursing Assistants (CNAs)	176	■ Other	0
Administrative	16	Plant Operations and Maintenance	14

- New Jersey nursing homes are subject to a quarterly assessment of \$11.92 per non-Medicare day. Annually, this tax totals \$2,225,226 for Andover Subacute and Rehab II.
- Total Employee Payroll: \$17,703,869
- Estimated State Income Taxes Paid by Employees: \$978,139

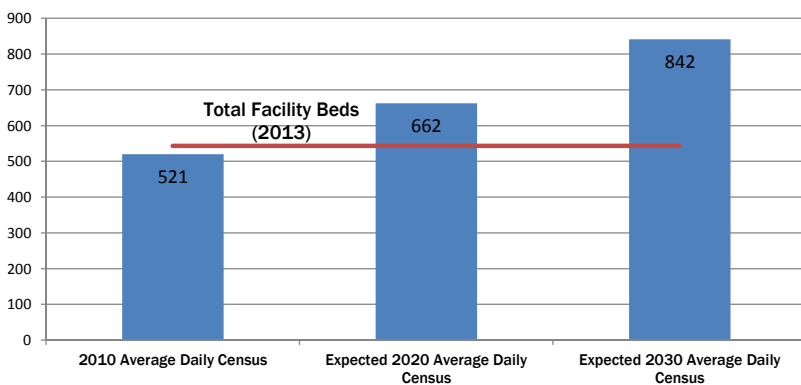
Statistical Profile

■ Medicare Ratings (from 1 to 5 stars)		Avg. Daily Census	Medicare 9.9	Medicaid 495.3	All Other 16.2	Total 521.4
Medicare Overall Rating	★	Avg. Length of Stay	45.9	1,255.4	128.3	707.5
Medicare Quality Measure Rating	★★	Occupancy Rate	1.8%	91.2%	3.0%	96.0%
% Medicare Days in Ultra/Very High RUGs	27.1%					
Routine Cost per Day	\$150.94					
Total Beds	543					



- More than half of New Jersey's nursing home residents receive financial assistance from Medicaid, the health care program for low-income individuals that is funded by the federal and state governments. Medicaid pays nursing homes significantly less than the cost of care. An American Health Care Association study indicates New Jersey Medicaid pays nursing homes 18 percent less than cost, resulting in an estimated \$500 million shortfall statewide between the Medicaid rate and the actual cost of care in 2013.

Community Need



New Jersey is striving to reduce institutional long term care use under Medicaid. However, the demographic trend for New Jersey indicates that nursing home bed capacity must remain stable to accommodate the need for advanced care among the oldest and frailest.

National data indicates that on average, 35 percent of people aged 65+ will enter a nursing home for varying lengths of stay. In addition, New Jersey's elderly population is projected to increase by 27.2 percent between 2010 and 2020, and by an additional 27.1 percent between 2020 and 2030, yielding approximately 1.9 million elderly residents by 2030.

The need for Andover Subacute and Rehab II's services will continue to increase as the Baby-Boom generation ages.



Note: Figures may not add due to rounding.

APPLEWOOD ESTATES

Ownership: Nonprofit

BPCI Model Participation: None

Annual Contributions to Local and State Economy

Total Expenditures: \$18,126,000

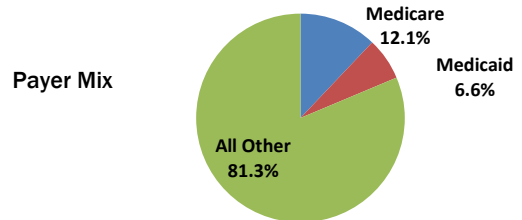
- 167 full-time equivalent jobs (salaried and contract), including key areas such as

Therapists	3	Dietary & Housekeeping	73
Nurses: 46 total, including		Contract Labor: 1 total, including	
■ Registered Nurses (RNs)	8	■ Nursing	1
■ Licensed Practical Nurses (LPNs)	8	■ Therapists	0
■ Certified Nursing Assistants (CNAs)	30	■ Other	0
Administrative	7	Plant Operations and Maintenance	17

- New Jersey nursing homes are subject to a quarterly assessment of \$11.92 per non-Medicare day. Annually, this tax totals \$332,651 for Applewood Estates.
- Total Employee Payroll: \$6,872,400
- Estimated State Income Taxes Paid by Employees: \$379,700

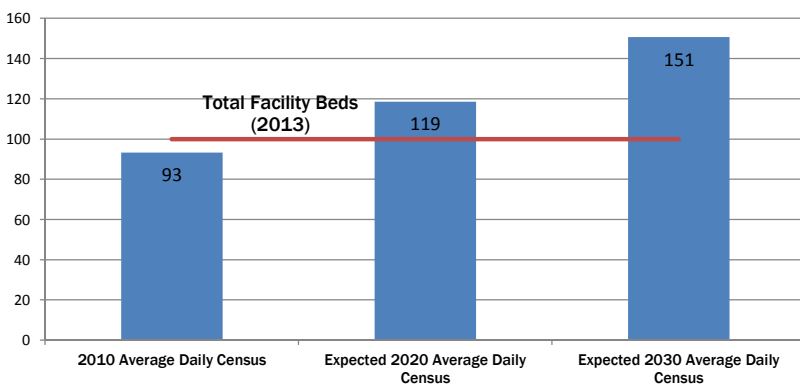
Statistical Profile

■ Medicare Ratings (from 1 to 5 stars)		Avg. Daily Census	Medicare 10.5	Medicaid 5.7	All Other 70.8	Total 87.0
Medicare Overall Rating	★★	Avg. Length of Stay	30.7	2,081.0	287.0	147.0
Medicare Quality Measure Rating	★★★★★	Occupancy Rate	10.5%	5.7%	70.8%	87.0%
% Medicare Days in Ultra/Very High RUGs	61.0%					
Routine Cost per Day	\$223.71					
Total Beds	100					



- More than half of New Jersey's nursing home residents receive financial assistance from Medicaid, the health care program for low-income individuals that is funded by the federal and state governments. Medicaid pays nursing homes significantly lower than the cost of care. An American Health Care Association study indicates New Jersey Medicaid pays nursing homes 18 percent less than cost, resulting in an estimated \$500 million shortfall statewide between the Medicaid rate and the actual cost of care in 2013.

Community Need



New Jersey is striving to reduce institutional long term care use under Medicaid. However, the demographic trend for New Jersey indicates that nursing home bed capacity must remain stable to accommodate the need for advanced care among the oldest and frailest.

National data indicates that on average, 35 percent of people aged 65+ will enter a nursing home for varying lengths of stay. In addition, New Jersey's elderly population is projected to increase by 27.2 percent between 2010 and 2020, and by an additional 27.1 percent between 2020 and 2030, yielding approximately 1.9 million elderly residents by 2030.

The need for Applewood Estates's services will continue to increase as the Baby-Boom generation ages.



Note: Figures may not add due to rounding.

ARBOR GLEN CENTER

Ownership: For-profit

BPCI Model Participation: None

Annual Contributions to Local and State Economy

Total Expenditures: \$13,057,200

- 136 full-time equivalent jobs (salaried and contract), including key areas such as

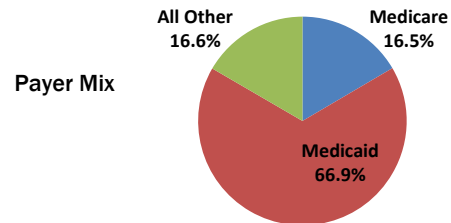
Therapists	0	Dietary & Housekeeping	25
Nurses: 82 total, including		Contract Labor: 11 total, including	
■ Registered Nurses (RNs)	24	■ Nursing	0
■ Licensed Practical Nurses (LPNs)	9	■ Therapists	11
■ Certified Nursing Assistants (CNAs)	49	■ Other	0
Administrative	6	Plant Operations and Maintenance	2

- New Jersey nursing homes are subject to a quarterly assessment of \$11.92 per non-Medicare day. Annually, this tax totals \$416,985 for Arbor Glen Center.
- Total Employee Payroll: \$5,444,519
- Estimated State Income Taxes Paid by Employees: \$300,810

Statistical Profile

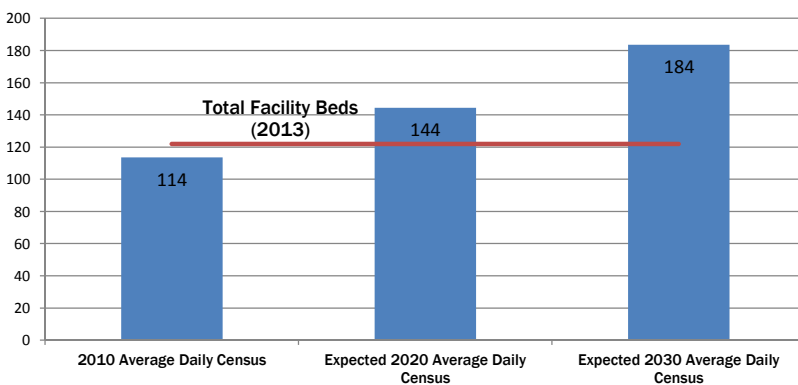
■ Medicare Ratings (from 1 to 5 stars)		Avg. Daily Census	Medicare 19.0	Medicaid 76.8	All Other 19.1	Total 114.8
Medicare Overall Rating	★★	Avg. Length of Stay	43.8	431.1	49.0	114.8
Medicare Quality Measure Rating	★★	Occupancy Rate	15.6%	62.9%	15.6%	94.1%

% Medicare Days in Ultra/Very High RUGs	85.6%
Routine Cost per Day	\$245.75
Total Beds	122



- More than half of New Jersey's nursing home residents receive financial assistance from Medicaid, the health care program for low-income individuals that is funded by the federal and state governments. Medicaid pays nursing homes significantly lower than the cost of care. An American Health Care Association study indicates New Jersey Medicaid pays nursing homes 18 percent less than cost, resulting in an estimated \$500 million shortfall statewide between the Medicaid rate and the actual cost of care in 2013.

Community Need



New Jersey is striving to reduce institutional long term care use under Medicaid. However, the demographic trend for New Jersey indicates that nursing home bed capacity must remain stable to accommodate the need for advanced care among the oldest and frailest.

National data indicates that on average, 35 percent of people aged 65+ will enter a nursing home for varying lengths of stay. In addition, New Jersey's elderly population is projected to increase by 27.2 percent between 2010 and 2020, and by an additional 27.1 percent between 2020 and 2030, yielding approximately 1.9 million elderly residents by 2030.

The need for Arbor Glen Center's services will continue to increase as the Baby-Boom generation ages.



Note: Figures may not add due to rounding.

ARBORS CARE CENTER

Ownership: For-profit

BPCI Model Participation: None

Annual Contributions to Local and State Economy

Total Expenditures: \$9,363,600

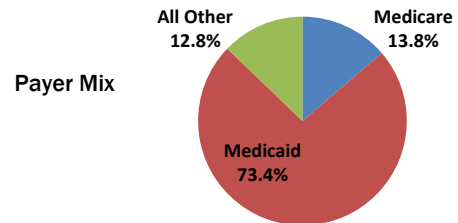
- 115 full-time equivalent jobs (salaried and contract), including key areas such as

Therapists	5	Dietary & Housekeeping	27
Nurses: 63 total, including		Contract Labor: 0 total, including	
■ Registered Nurses (RNs)	7	■ Nursing	0
■ Licensed Practical Nurses (LPNs)	20	■ Therapists	0
■ Certified Nursing Assistants (CNAs)	36	■ Other	0
Administrative	7	Plant Operations and Maintenance	2

- New Jersey nursing homes are subject to a quarterly assessment of \$11.92 per non-Medicare day. Annually, this tax totals \$389,617 for Arbors Care Center.
- Total Employee Payroll: \$4,671,450
- Estimated State Income Taxes Paid by Employees: \$258,098

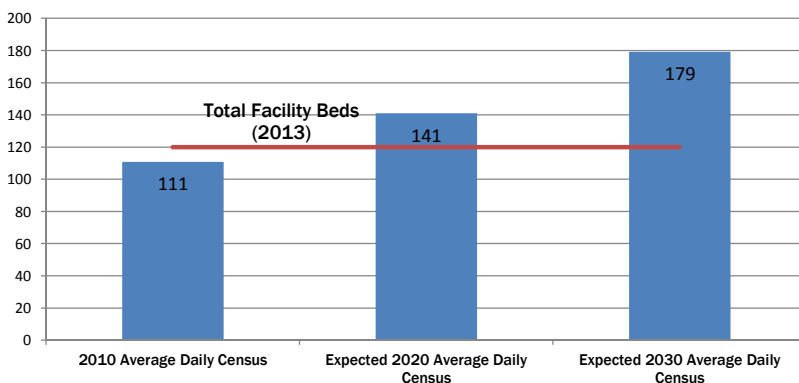
Statistical Profile

■ Medicare Ratings (from 1 to 5 stars)		Avg. Daily Census	Medicare 14.3	Medicaid 76.3	All Other 13.3	Total 103.8
Medicare Overall Rating	★★★★	Avg. Length of Stay	32.2	618.6	161.7	159.9
Medicare Quality Measure Rating	★★★★★	Occupancy Rate	11.9%	63.6%	11.1%	86.5%
% Medicare Days in Ultra/Very High RUGs	60.9%					
Routine Cost per Day	\$183.17					
Total Beds	120					



- More than half of New Jersey's nursing home residents receive financial assistance from Medicaid, the health care program for low-income individuals that is funded by the federal and state governments. Medicaid pays nursing homes significantly lower than the cost of care. An American Health Care Association study indicates New Jersey Medicaid pays nursing homes 18 percent less than cost, resulting in an estimated \$500 million shortfall statewide between the Medicaid rate and the actual cost of care in 2013.

Community Need



New Jersey is striving to reduce institutional long term care use under Medicaid. However, the demographic trend for New Jersey indicates that nursing home bed capacity must remain stable to accommodate the need for advanced care among the oldest and frailest.

National data indicates that on average, 35 percent of people aged 65+ will enter a nursing home for varying lengths of stay. In addition, New Jersey's elderly population is projected to increase by 27.2 percent between 2010 and 2020, and by an additional 27.1 percent between 2020 and 2030, yielding approximately 1.9 million elderly residents by 2030.

The need for Arbors Care Center's services will continue to increase as the Baby-Boom generation ages.



Note: Figures may not add due to rounding.

ARCADIA NURSING AND REHAB

Ownership: Nonprofit

BPCI Model Participation: None

Annual Contributions to Local and State Economy

Total Expenditures: \$10,485,600

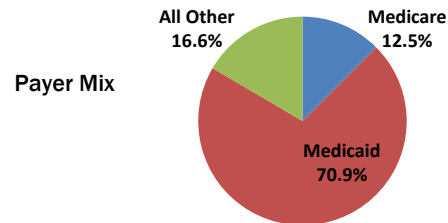
- 122 full-time equivalent jobs (salaried and contract), including key areas such as

Therapists	5	Dietary & Housekeeping	24
Nurses: 72 total, including		Contract Labor: 1 total, including	
■ Registered Nurses (RNs)	12	■ Nursing	0
■ Licensed Practical Nurses (LPNs)	19	■ Therapists	0
■ Certified Nursing Assistants (CNAs)	42	■ Other	0
Administrative	7	Plant Operations and Maintenance	3

- New Jersey nursing homes are subject to a quarterly assessment of \$11.92 per non-Medicare day. Annually, this tax totals \$429,549 for Arcadia Nursing and Rehab.
- Total Employee Payroll: \$5,572,294
- Estimated State Income Taxes Paid by Employees: \$307,869

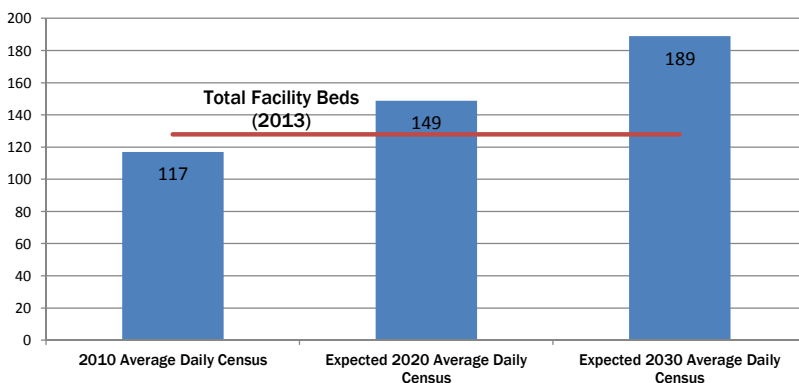
Statistical Profile

■ Medicare Ratings (from 1 to 5 stars)		Avg. Daily Census	Medicare 14.1	Medicaid 80.0	All Other 18.7	Total 112.8
Medicare Overall Rating	★★	Avg. Length of Stay	19.4	521.6	620.6	124.1
Medicare Quality Measure Rating	★★★★★	Occupancy Rate	11.0%	62.5%	14.6%	88.2%
% Medicare Days in Ultra/Very High RUGs	69.8%					
Routine Cost per Day	\$207.68					
Total Beds	128					



- More than half of New Jersey's nursing home residents receive financial assistance from Medicaid, the health care program for low-income individuals that is funded by the federal and state governments. Medicaid pays nursing homes significantly lower than the cost of care. An American Health Care Association study indicates New Jersey Medicaid pays nursing homes 18 percent less than cost, resulting in an estimated \$500 million shortfall statewide between the Medicaid rate and the actual cost of care in 2013.

Community Need



New Jersey is striving to reduce institutional long term care use under Medicaid. However, the demographic trend for New Jersey indicates that nursing home bed capacity must remain stable to accommodate the need for advanced care among the oldest and frailest.

National data indicates that on average, 35 percent of people aged 65+ will enter a nursing home for varying lengths of stay. In addition, New Jersey's elderly population is projected to increase by 27.2 percent between 2010 and 2020, and by an additional 27.1 percent between 2020 and 2030, yielding approximately 1.9 million elderly residents by 2030.

The need for Arcadia Nursing and Rehab's services will continue to increase as the Baby-Boom generation ages.



Note: Figures may not add due to rounding.

ARISTACARE AT ALAMEDA CENTER

Ownership: For-profit

BPCI Model Participation: None

Annual Contributions to Local and State Economy

Total Expenditures: \$22,076,800

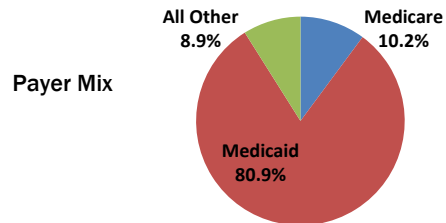
- 259 full-time equivalent jobs (salaried and contract), including key areas such as

Therapists	0	Dietary & Housekeeping	44
Nurses: 154 total, including		Contract Labor: 11 total, including	
■ Registered Nurses (RNs)	4	■ Nursing	0
■ Licensed Practical Nurses (LPNs)	43	■ Therapists	11
■ Certified Nursing Assistants (CNAs)	107	■ Other	0
Administrative	7	Plant Operations and Maintenance	7

- New Jersey nursing homes are subject to a quarterly assessment of \$11.92 per non-Medicare day. Annually, this tax totals \$932,919 for Aristacare at Alameda Center.
- Total Employee Payroll: \$9,611,004
- Estimated State Income Taxes Paid by Employees: \$531,008

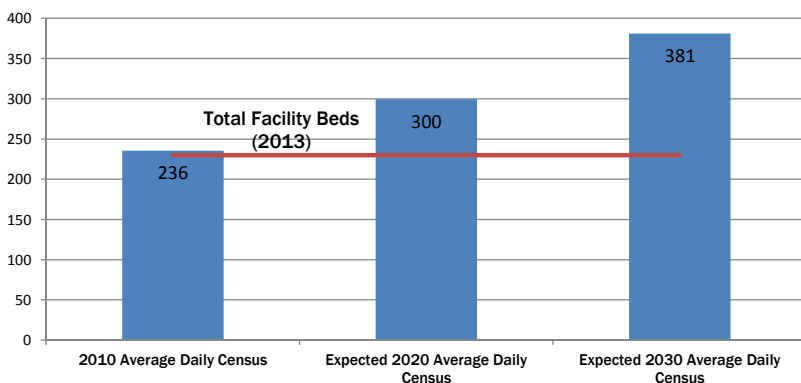
Statistical Profile

■ Medicare Ratings (from 1 to 5 stars)		Avg. Daily Census	Medicare 24.3	Medicaid 193.1	All Other 21.4	Total 238.7
Medicare Overall Rating	★★★	Avg. Length of Stay	41.6	276.4	57.3	144.2
Medicare Quality Measure Rating	★★★★★	Occupancy Rate	10.6%	83.9%	9.3%	103.8%
% Medicare Days in Ultra/Very High RUGs	80.2%					
Routine Cost per Day	\$219.01					
Total Beds	230					



- More than half of New Jersey's nursing home residents receive financial assistance from Medicaid, the health care program for low-income individuals that is funded by the federal and state governments. Medicaid pays nursing homes significantly less than the cost of care. An American Health Care Association study indicates New Jersey Medicaid pays nursing homes 18 percent less than cost, resulting in an estimated \$500 million shortfall statewide between the Medicaid rate and the actual cost of care in 2013.

Community Need



New Jersey is striving to reduce institutional long term care use under Medicaid. However, the demographic trend for New Jersey indicates that nursing home bed capacity must remain stable to accommodate the need for advanced care among the oldest and frailest.

National data indicates that on average, 35 percent of people aged 65+ will enter a nursing home for varying lengths of stay. In addition, New Jersey's elderly population is projected to increase by 27.2 percent between 2010 and 2020, and by an additional 27.1 percent between 2020 and 2030, yielding approximately 1.9 million elderly residents by 2030.

The need for Aristacare at Alameda Center's services will continue to increase as the Baby-Boom generation ages.



Note: Figures may not add due to rounding.

ARISTACARE AT CEDAR OAKS

Ownership: For-profit

BPCI Model Participation: None

Annual Contributions to Local and State Economy

Total Expenditures: \$21,609,000

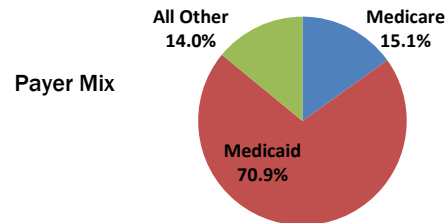
- 241 full-time equivalent jobs (salaried and contract), including key areas such as

Therapists	0	Dietary & Housekeeping	44
Nurses: 138 total, including		Contract Labor: 19 total, including	
■ Registered Nurses (RNs)	10	■ Nursing	0
■ Licensed Practical Nurses (LPNs)	31	■ Therapists	19
■ Certified Nursing Assistants (CNAs)	97	■ Other	0
Administrative	7	Plant Operations and Maintenance	4

- New Jersey nursing homes are subject to a quarterly assessment of \$11.92 per non-Medicare day. Annually, this tax totals \$819,786 for Aristacare at Cedar Oaks.
- Total Employee Payroll: \$8,146,415
- Estimated State Income Taxes Paid by Employees: \$450,089

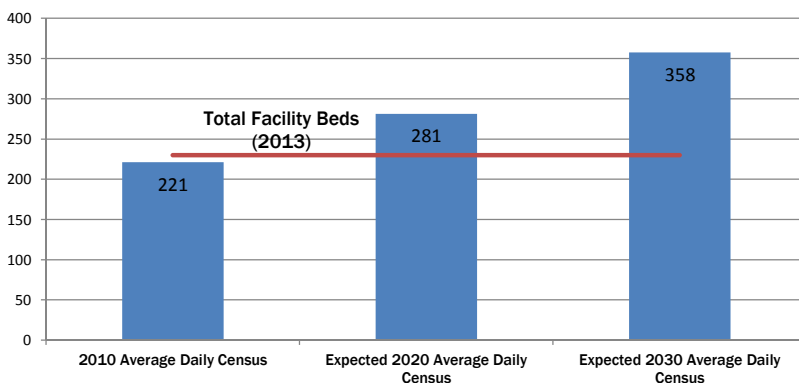
Statistical Profile

■ Medicare Ratings (from 1 to 5 stars)		Avg. Daily Census	Medicare 33.5	Medicaid 157.3	All Other 31.1	Total 221.9
Medicare Overall Rating	★★★★	Avg. Length of Stay	32.2	398.7	50.7	108.4
Medicare Quality Measure Rating	★★★★★	Occupancy Rate	14.6%	68.4%	13.5%	96.5%
% Medicare Days in Ultra/Very High RUGs	82.3%					
Routine Cost per Day	\$225.47					
Total Beds	230					



- More than half of New Jersey's nursing home residents receive financial assistance from Medicaid, the health care program for low-income individuals that is funded by the federal and state governments. Medicaid pays nursing homes significantly lower than the cost of care. An American Health Care Association study indicates New Jersey Medicaid pays nursing homes 18 percent less than cost, resulting in an estimated \$500 million shortfall statewide between the Medicaid rate and the actual cost of care in 2013.

Community Need



New Jersey is striving to reduce institutional long term care use under Medicaid. However, the demographic trend for New Jersey indicates that nursing home bed capacity must remain stable to accommodate the need for advanced care among the oldest and frailest.

National data indicates that on average, 35 percent of people aged 65+ will enter a nursing home for varying lengths of stay. In addition, New Jersey's elderly population is projected to increase by 27.2 percent between 2010 and 2020, and by an additional 27.1 percent between 2020 and 2030, yielding approximately 1.9 million elderly residents by 2030.

The need for Aristacare at Cedar Oaks's services will continue to increase as the Baby-Boom generation ages.



Note: Figures may not add due to rounding.

ARISTACARE AT CHERRY HILL

Ownership: For-profit

BPCI Model Participation: None

Annual Contributions to Local and State Economy

Total Expenditures: \$11,389,800

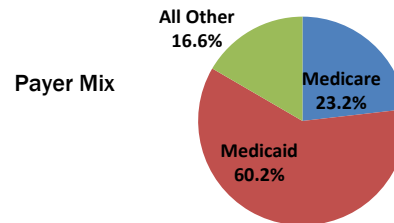
- 98 full-time equivalent jobs (salaried and contract), including key areas such as

Therapists	0	Dietary & Housekeeping	0
Nurses: 63 total, including		Contract Labor: 9 total, including	
■ Registered Nurses (RNs)	0	■ Nursing	0
■ Licensed Practical Nurses (LPNs)	22	■ Therapists	9
■ Certified Nursing Assistants (CNAs)	40	■ Other	0
Administrative	6	Plant Operations and Maintenance	2

- New Jersey nursing homes are subject to a quarterly assessment of \$11.92 per non-Medicare day. Annually, this tax totals \$336,657 for Aristacare at Cherry Hill.
- Total Employee Payroll: \$3,703,414
- Estimated State Income Taxes Paid by Employees: \$204,614

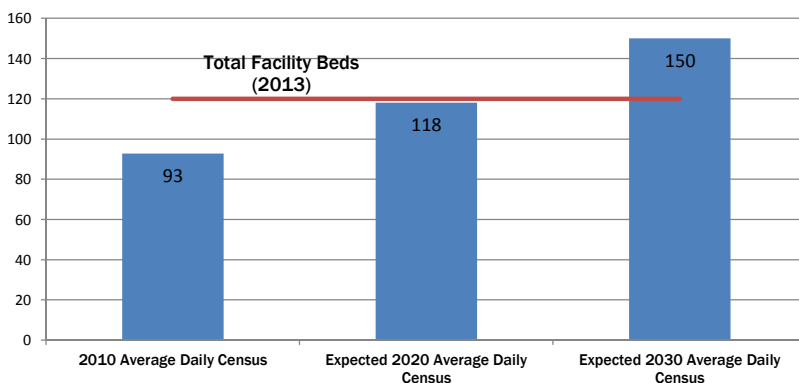
Statistical Profile

■ Medicare Ratings (from 1 to 5 stars)		Avg. Daily Census	Medicare 23.4	Medicaid 60.7	All Other 16.7	Total 100.7
Medicare Overall Rating	★★	Avg. Length of Stay	34.1	212.9	47.7	76.3
Medicare Quality Measure Rating	★★★★★	Occupancy Rate	19.5%	50.5%	13.9%	84.0%
% Medicare Days in Ultra/Very High RUGs	73.1%					
Routine Cost per Day	\$232.36					
Total Beds	120					



- More than half of New Jersey's nursing home residents receive financial assistance from Medicaid, the health care program for low-income individuals that is funded by the federal and state governments. Medicaid pays nursing homes significantly less than the cost of care. An American Health Care Association study indicates New Jersey Medicaid pays nursing homes 18 percent less than cost, resulting in an estimated \$500 million shortfall statewide between the Medicaid rate and the actual cost of care in 2013.

Community Need



New Jersey is striving to reduce institutional long term care use under Medicaid. However, the demographic trend for New Jersey indicates that nursing home bed capacity must remain stable to accommodate the need for advanced care among the oldest and frailest.

National data indicates that on average, 35 percent of people aged 65+ will enter a nursing home for varying lengths of stay. In addition, New Jersey's elderly population is projected to increase by 27.2 percent between 2010 and 2020, and by an additional 27.1 percent between 2020 and 2030, yielding approximately 1.9 million elderly residents by 2030.

The need for Aristacare at Cherry Hill's services will continue to increase as the Baby-Boom generation ages.



Note: Figures may not add due to rounding.

ARISTACARE AT MANCHESTER

Ownership: For-profit

BPCI Model Participation: None

Annual Contributions to Local and State Economy

Total Expenditures: \$12,906,500

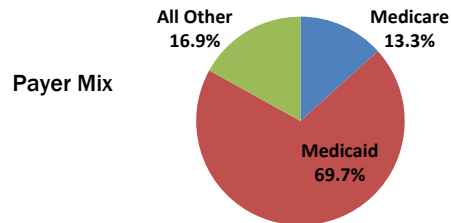
- 124 full-time equivalent jobs (salaried and contract), including key areas such as

Therapists	0	Dietary & Housekeeping	0
Nurses: 77 total, including		Contract Labor: 12 total, including	
■ Registered Nurses (RNs)	10	■ Nursing	6
■ Licensed Practical Nurses (LPNs)	22	■ Therapists	6
■ Certified Nursing Assistants (CNAs)	46	■ Other	0
Administrative	7	Plant Operations and Maintenance	4

- New Jersey nursing homes are subject to a quarterly assessment of \$11.92 per non-Medicare day. Annually, this tax totals \$469,481 for Aristacare at Manchester.
- Total Employee Payroll: \$4,744,182
- Estimated State Income Taxes Paid by Employees: \$262,116

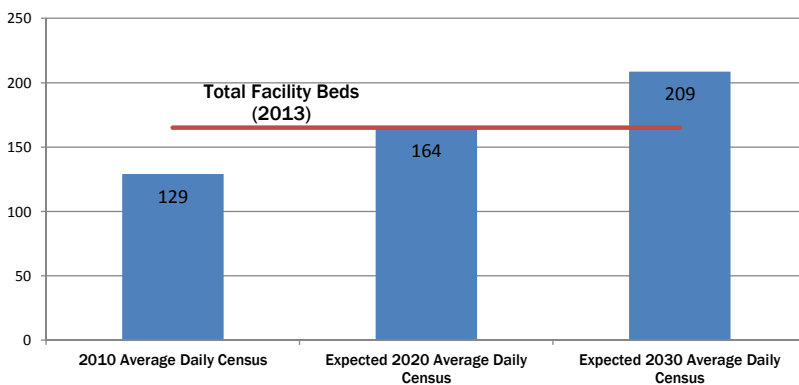
Statistical Profile

■ Medicare Ratings (from 1 to 5 stars)		Avg. Daily Census	Medicare 16.6	Medicaid 86.8	All Other 21.1	Total 124.5
Medicare Overall Rating	★★★★	Avg. Length of Stay	32.7	356.0	63.1	114.8
Medicare Quality Measure Rating	★★★★★	Occupancy Rate	10.1%	52.6%	12.8%	75.5%
% Medicare Days in Ultra/Very High RUGs	69.7%					
Routine Cost per Day	\$227.36					
Total Beds	165					



- More than half of New Jersey's nursing home residents receive financial assistance from Medicaid, the health care program for low-income individuals that is funded by the federal and state governments. Medicaid pays nursing homes significantly lower than the cost of care. An American Health Care Association study indicates New Jersey Medicaid pays nursing homes 18 percent less than cost, resulting in an estimated \$500 million shortfall statewide between the Medicaid rate and the actual cost of care in 2013.

Community Need



New Jersey is striving to reduce institutional long term care use under Medicaid. However, the demographic trend for New Jersey indicates that nursing home bed capacity must remain stable to accommodate the need for advanced care among the oldest and frailest.

National data indicates that on average, 35 percent of people aged 65+ will enter a nursing home for varying lengths of stay. In addition, New Jersey's elderly population is projected to increase by 27.2 percent between 2010 and 2020, and by an additional 27.1 percent between 2020 and 2030, yielding approximately 1.9 million elderly residents by 2030.

The need for Aristacare at Manchester's services will continue to increase as the Baby-Boom generation ages.



Note: Figures may not add due to rounding.

ARISTACARE AT NORWOOD TERRACE

Ownership: For-profit

BPCI Model Participation: None

Annual Contributions to Local and State Economy

Total Expenditures: \$11,523,800

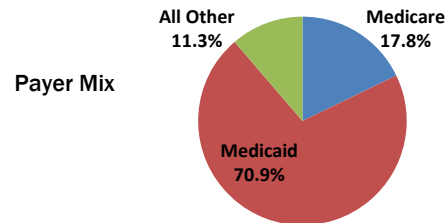
- 123 full-time equivalent jobs (salaried and contract), including key areas such as

Therapists	0	Dietary & Housekeeping	22
Nurses: 69 total, including		Contract Labor: 10 total, including	
■ Registered Nurses (RNs)	6	■ Nursing	0
■ Licensed Practical Nurses (LPNs)	15	■ Therapists	10
■ Certified Nursing Assistants (CNAs)	48	■ Other	0
Administrative	3	Plant Operations and Maintenance	2

- New Jersey nursing homes are subject to a quarterly assessment of \$11.92 per non-Medicare day. Annually, this tax totals \$401,454 for Aristacare at Norwood Terrace.
- Total Employee Payroll: \$4,529,633
- Estimated State Income Taxes Paid by Employees: \$250,262

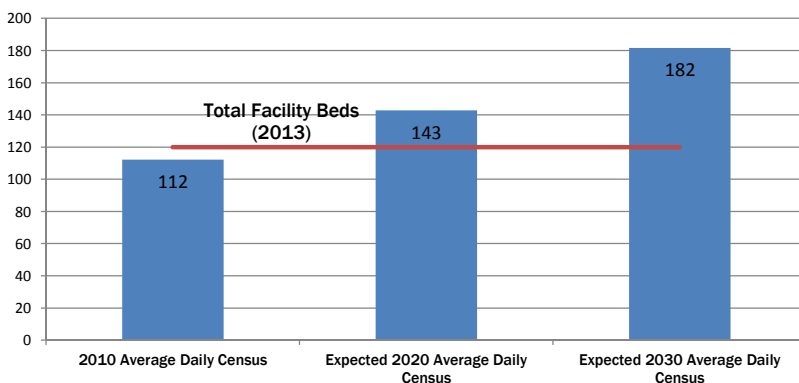
Statistical Profile

■ Medicare Ratings (from 1 to 5 stars)		Avg. Daily Census	Medicare 20.0	Medicaid 79.6	All Other 12.7	Total 112.3
Medicare Overall Rating	★★★★	Avg. Length of Stay	42.4	476.2	54.4	128.9
Medicare Quality Measure Rating	★★★	Occupancy Rate	16.7%	66.3%	10.6%	93.6%
% Medicare Days in Ultra/Very High RUGs	81.1%					
Routine Cost per Day	\$235.75					
Total Beds	120					



- More than half of New Jersey's nursing home residents receive financial assistance from Medicaid, the health care program for low-income individuals that is funded by the federal and state governments. Medicaid pays nursing homes significantly lower than the cost of care. An American Health Care Association study indicates New Jersey Medicaid pays nursing homes 18 percent less than cost, resulting in an estimated \$500 million shortfall statewide between the Medicaid rate and the actual cost of care in 2013.

Community Need



New Jersey is striving to reduce institutional long term care use under Medicaid. However, the demographic trend for New Jersey indicates that nursing home bed capacity must remain stable to accommodate the need for advanced care among the oldest and frailest.

National data indicates that on average, 35 percent of people aged 65+ will enter a nursing home for varying lengths of stay. In addition, New Jersey's elderly population is projected to increase by 27.2 percent between 2010 and 2020, and by an additional 27.1 percent between 2020 and 2030, yielding approximately 1.9 million elderly residents by 2030.

The need for Aristacare at Norwood Terrace's services will continue to increase as the Baby-Boom generation ages.



Note: Figures may not add due to rounding.

ARISTACARE AT WHITING

Ownership: For-profit

BPCI Model Participation: None

Annual Contributions to Local and State Economy

Total Expenditures: \$17,125,200

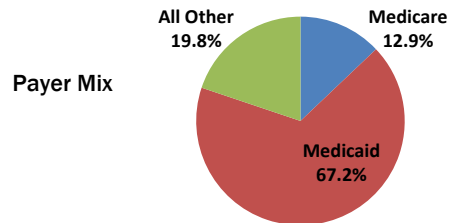
- 161 full-time equivalent jobs (salaried and contract), including key areas such as

Therapists	0	Dietary & Housekeeping	19
Nurses: 90 total, including		Contract Labor: 10 total, including	
■ Registered Nurses (RNs)	4	■ Nursing	0
■ Licensed Practical Nurses (LPNs)	25	■ Therapists	10
■ Certified Nursing Assistants (CNAs)	61	■ Other	0
Administrative	9	Plant Operations and Maintenance	2

- New Jersey nursing homes are subject to a quarterly assessment of \$11.92 per non-Medicare day. Annually, this tax totals \$641,070 for Aristacare at Whiting.
- Total Employee Payroll: \$6,490,873
- Estimated State Income Taxes Paid by Employees: \$358,621

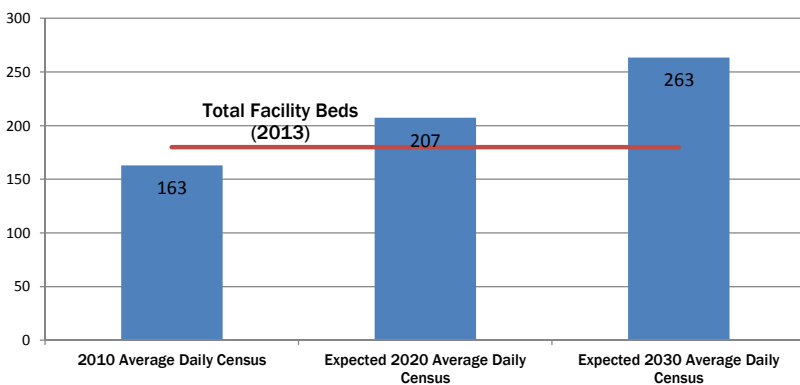
Statistical Profile

■ Medicare Ratings (from 1 to 5 stars)		Avg. Daily Census	Medicare 21.9	Medicaid 113.8	All Other 33.6	Total 169.2
Medicare Overall Rating	★★	Avg. Length of Stay	30.5	466.5	66.6	115.5
Medicare Quality Measure Rating	★★★★★	Occupancy Rate	12.2%	63.2%	18.7%	94.0%
% Medicare Days in Ultra/Very High RUGs	82.9%					
Routine Cost per Day	\$224.33					
Total Beds	180					



- More than half of New Jersey's nursing home residents receive financial assistance from Medicaid, the health care program for low-income individuals that is funded by the federal and state governments. Medicaid pays nursing homes significantly lower than the cost of care. An American Health Care Association study indicates New Jersey Medicaid pays nursing homes 18 percent less than cost, resulting in an estimated \$500 million shortfall statewide between the Medicaid rate and the actual cost of care in 2013.

Community Need



New Jersey is striving to reduce institutional long term care use under Medicaid. However, the demographic trend for New Jersey indicates that nursing home bed capacity must remain stable to accommodate the need for advanced care among the oldest and frailest.

National data indicates that on average, 35 percent of people aged 65+ will enter a nursing home for varying lengths of stay. In addition, New Jersey's elderly population is projected to increase by 27.2 percent between 2010 and 2020, and by an additional 27.1 percent between 2020 and 2030, yielding approximately 1.9 million elderly residents by 2030.

The need for Aristacare at Whiting's services will continue to increase as the Baby-Boom generation ages.



Note: Figures may not add due to rounding.

ARMENIAN NURSING AND REHABILITATION CENTER

Ownership: Nonprofit

BPCI Model Participation: None

Annual Contributions to Local and State Economy

Total Expenditures: \$6,515,200

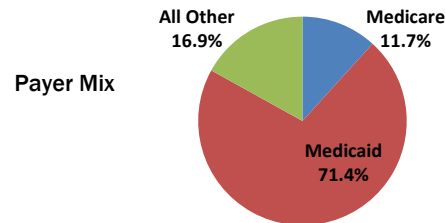
- 97 full-time equivalent jobs (salaried and contract), including key areas such as

Therapists	0	Dietary & Housekeeping	20
Nurses: 57 total, including		Contract Labor: 4 total, including	
■ Registered Nurses (RNs)	14	■ Nursing	0
■ Licensed Practical Nurses (LPNs)	7	■ Therapists	4
■ Certified Nursing Assistants (CNAs)	36	■ Other	0
Administrative	6	Plant Operations and Maintenance	1

- New Jersey nursing homes are subject to a quarterly assessment of \$11.92 per non-Medicare day. Annually, this tax totals \$270,131 for Armenian Nursing and Rehabilitation Center.
- Total Employee Payroll: \$3,626,431
- Estimated State Income Taxes Paid by Employees: \$200,360

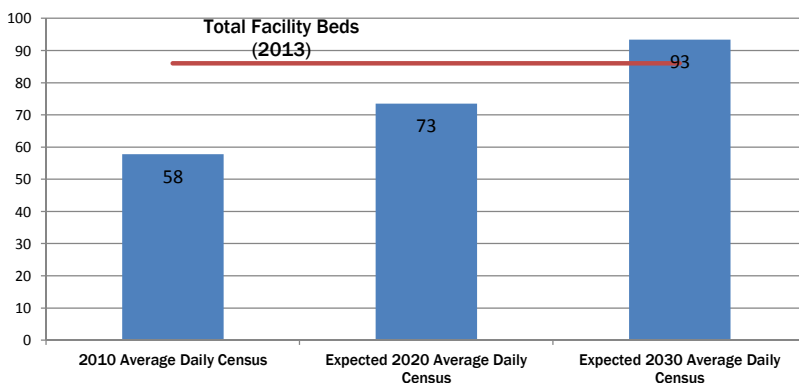
Statistical Profile

■ Medicare Ratings (from 1 to 5 stars)		Avg. Daily Census	Medicare 8.2	Medicaid 50.2	All Other 11.9	Total 70.3
Medicare Overall Rating	★★★★	Avg. Length of Stay	91.2	359.2	140.2	223.2
Medicare Quality Measure Rating	★★★★	Occupancy Rate	9.6%	58.4%	13.8%	81.8%
% Medicare Days in Ultra/Very High RUGs	97.7%					
Routine Cost per Day	\$234.02					
Total Beds	86					



- More than half of New Jersey's nursing home residents receive financial assistance from Medicaid, the health care program for low-income individuals that is funded by the federal and state governments. Medicaid pays nursing homes significantly lower than the cost of care. An American Health Care Association study indicates New Jersey Medicaid pays nursing homes 18 percent less than cost, resulting in an estimated \$500 million shortfall statewide between the Medicaid rate and the actual cost of care in 2013.

Community Need



New Jersey is striving to reduce institutional long term care use under Medicaid. However, the demographic trend for New Jersey indicates that nursing home bed capacity must remain stable to accommodate the need for advanced care among the oldest and frailest.

National data indicates that on average, 35 percent of people aged 65+ will enter a nursing home for varying lengths of stay. In addition, New Jersey's elderly population is projected to increase by 27.2 percent between 2010 and 2020, and by an additional 27.1 percent between 2020 and 2030, yielding approximately 1.9 million elderly residents by 2030.

The need for Armenian Nursing and Rehabilitation Center's services will continue to increase as the Baby-Boom generation ages.



Note: Figures may not add due to rounding.

ARNOLD WALTER NURSING HOME

Ownership: For-profit

BPCI Model Participation: None

Annual Contributions to Local and State Economy

Total Expenditures: \$15,235,600

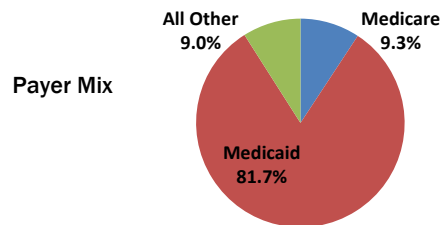
- 186 full-time equivalent jobs (salaried and contract), including key areas such as

Therapists	0	Dietary & Housekeeping	40
Nurses: 111 total, including		Contract Labor: 6 total, including	
■ Registered Nurses (RNs)	19	■ Nursing	0
■ Licensed Practical Nurses (LPNs)	23	■ Therapists	6
■ Certified Nursing Assistants (CNAs)	69	■ Other	0
Administrative	10	Plant Operations and Maintenance	3

- New Jersey nursing homes are subject to a quarterly assessment of \$11.92 per non-Medicare day. Annually, this tax totals \$657,626 for Arnold Walter Nursing Home.
- Total Employee Payroll: \$7,085,032
- Estimated State Income Taxes Paid by Employees: \$391,448

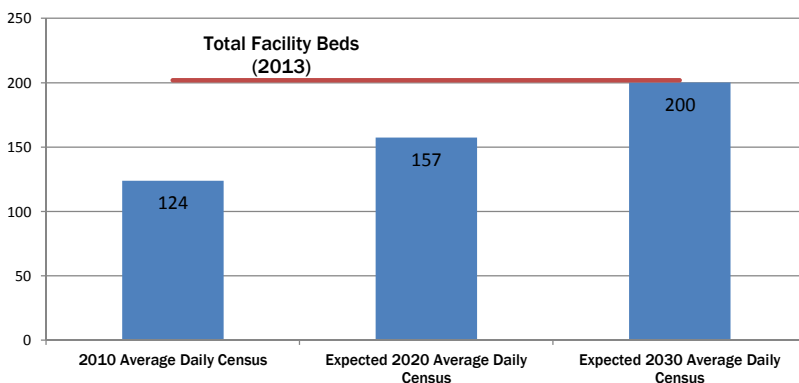
Statistical Profile

■ Medicare Ratings (from 1 to 5 stars)		Avg. Daily Census	Medicare 15.4	Medicaid 136.2	All Other 15.0	Total 166.6
Medicare Overall Rating	★★★★★	Avg. Length of Stay	47.7	318.6	70.1	172.7
Medicare Quality Measure Rating	★★★★	Occupancy Rate	7.6%	67.4%	7.4%	82.5%
% Medicare Days in Ultra/Very High RUGs	91.9%					
Routine Cost per Day	\$225.42					
Total Beds	202					



- More than half of New Jersey's nursing home residents receive financial assistance from Medicaid, the health care program for low-income individuals that is funded by the federal and state governments. Medicaid pays nursing homes significantly lower than the cost of care. An American Health Care Association study indicates New Jersey Medicaid pays nursing homes 18 percent less than cost, resulting in an estimated \$500 million shortfall statewide between the Medicaid rate and the actual cost of care in 2013.

Community Need



New Jersey is striving to reduce institutional long term care use under Medicaid. However, the demographic trend for New Jersey indicates that nursing home bed capacity must remain stable to accommodate the need for advanced care among the oldest and frailest.

National data indicates that on average, 35 percent of people aged 65+ will enter a nursing home for varying lengths of stay. In addition, New Jersey's elderly population is projected to increase by 27.2 percent between 2010 and 2020, and by an additional 27.1 percent between 2020 and 2030, yielding approximately 1.9 million elderly residents by 2030.

The need for Arnold Walter Nursing Home's services will continue to increase as the Baby-Boom generation ages.



Note: Figures may not add due to rounding.

ASHBROOK CARE & REHABILITATION CENTER

Ownership: For-profit

BPCI Model Participation: Model 3

Annual Contributions to Local and State Economy

Total Expenditures: \$10,462,300

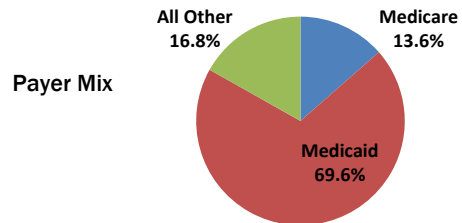
- 98 full-time equivalent jobs (salaried and contract), including key areas such as

Therapists	0	Dietary & Housekeeping	14
Nurses: 56 total, including		Contract Labor: 9 total, including	
■ Registered Nurses (RNs)	9	■ Nursing	1
■ Licensed Practical Nurses (LPNs)	13	■ Therapists	8
■ Certified Nursing Assistants (CNAs)	34	■ Other	0
Administrative	5	Plant Operations and Maintenance	0

- New Jersey nursing homes are subject to a quarterly assessment of \$11.92 per non-Medicare day. Annually, this tax totals \$379,998 for Ashbrook Care & Rehabilitation Center.
- Total Employee Payroll: \$3,863,284
- Estimated State Income Taxes Paid by Employees: \$213,446

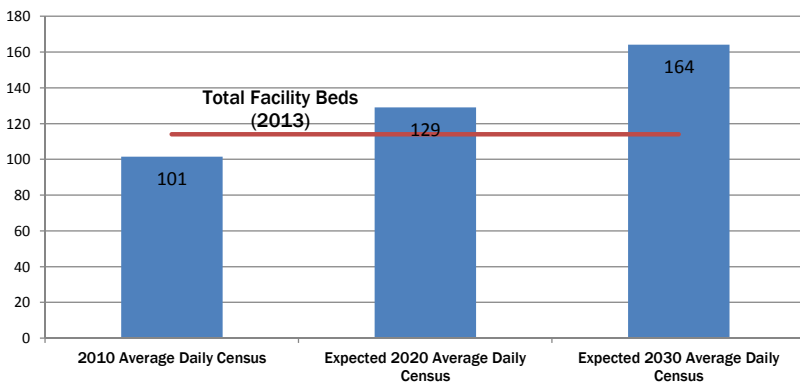
Statistical Profile

■ Medicare Ratings (from 1 to 5 stars)		Avg. Daily Census	Medicare 13.7	Medicaid 70.3	All Other 17.0	Total 101.0
Medicare Overall Rating	★★	Avg. Length of Stay	34.0	466.8	62.0	122.1
Medicare Quality Measure Rating	★★★★	Occupancy Rate	12.0%	61.7%	14.9%	88.6%
% Medicare Days in Ultra/Very High RUGs	83.4%					
Routine Cost per Day	\$233.33					
Total Beds	114					



- More than half of New Jersey's nursing home residents receive financial assistance from Medicaid, the health care program for low-income individuals that is funded by the federal and state governments. Medicaid pays nursing homes significantly lower than the cost of care. An American Health Care Association study indicates New Jersey Medicaid pays nursing homes 18 percent less than cost, resulting in an estimated \$500 million shortfall statewide between the Medicaid rate and the actual cost of care in 2013.

Community Need



New Jersey is striving to reduce institutional long term care use under Medicaid. However, the demographic trend for New Jersey indicates that nursing home bed capacity must remain stable to accommodate the need for advanced care among the oldest and frailest.

National data indicates that on average, 35 percent of people aged 65+ will enter a nursing home for varying lengths of stay. In addition, New Jersey's elderly population is projected to increase by 27.2 percent between 2010 and 2020, and by an additional 27.1 percent between 2020 and 2030, yielding approximately 1.9 million elderly residents by 2030.

The need for Ashbrook Care & Rehabilitation Center's services will continue to increase as the Baby-Boom generation ages.



Note: Figures may not add due to rounding.

ASPEN HILLS HEALTHCARE CENTER

Ownership: For-profit

BPCI Model Participation: None

Annual Contributions to Local and State Economy

Total Expenditures: \$3,869,800

- 126 full-time equivalent jobs (salaried and contract), including therapists, nurses, dietary and housekeeping, plant operations and maintenance, administrative and contract labor.

¹ This provider reports its data as a subprovider on another facility's Medicare Cost Report. Subproviders are required to submit a more limited set of data to Medicare on their annual cost reports.

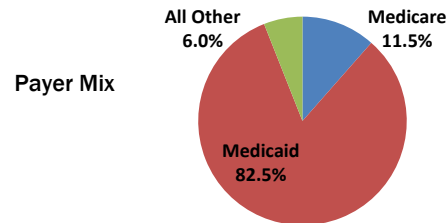
As a result, certain sections of this report cannot be presented for nursing homes reporting as subproviders, as CMS does not collect the necessary data.

Information affected by this data reporting structure include the detailed breakout of FTE jobs by position and the calculation of average length of stay.

- New Jersey nursing homes are subject to a quarterly assessment of \$11.92 per non-Medicare day. Annually, this tax totals \$628,315 for Aspen Hills Healthcare Center.
- Total Employee Payroll: \$3,632,112
- Estimated State Income Taxes Paid by Employees: \$200,674

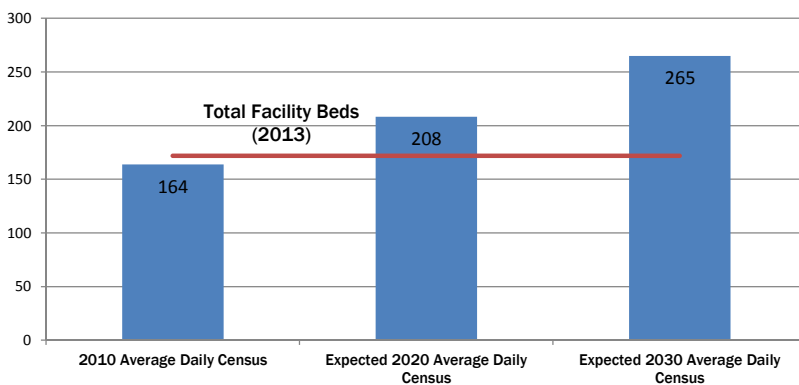
Statistical Profile

■ Medicare Ratings (from 1 to 5 stars)			Medicare	Medicaid	All Other	Total
Medicare Overall Rating	★★★★	Avg. Daily Census	18.8	134.6	9.8	163.2
Medicare Quality Measure Rating	★★★★	Avg. Length of Stay	N/A ¹	N/A ¹	N/A ¹	N/A ¹
% Medicare Days in Ultra/Very High RUGs	80.7%	Occupancy Rate	10.9%	78.3%	5.7%	94.9%
Routine Cost per Day	\$176.31					
Total Beds	172					



- More than half of New Jersey's nursing home residents receive financial assistance from Medicaid, the health care program for low-income individuals that is funded by the federal and state governments. Medicaid pays nursing homes significantly lower than the cost of care. An American Health Care Association study indicates New Jersey Medicaid pays nursing homes 18 percent less than cost, resulting in an estimated \$500 million shortfall statewide between the Medicaid rate and the actual cost of care in 2013.

Community Need



New Jersey is striving to reduce institutional long term care use under Medicaid. However, the demographic trend for New Jersey indicates that nursing home bed capacity must remain stable to accommodate the need for advanced care among the oldest and frailest.

National data indicates that on average, 35 percent of people aged 65+ will enter a nursing home for varying lengths of stay. In addition, New Jersey's elderly population is projected to increase by 27.2 percent between 2010 and 2020, and by an additional 27.1 percent between 2020 and 2030, yielding approximately 1.9 million elderly residents by 2030.

The need for Aspen Hills Healthcare Center's services will continue to increase as the Baby-Boom generation ages.



Note: Figures may not add due to rounding.

ATLANTIC COAST REHAB & HEALTH

Ownership: For-profit

BPCI Model Participation: None

Annual Contributions to Local and State Economy

Total Expenditures: \$13,375,500

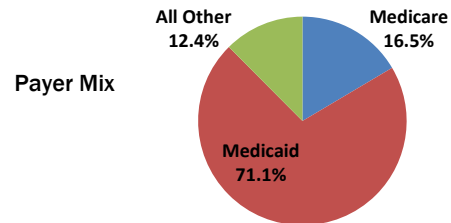
- 148 full-time equivalent jobs (salaried and contract), including key areas such as

Therapists	0	Dietary & Housekeeping	15
Nurses: 92 total, including		Contract Labor: 11 total, including	
■ Registered Nurses (RNs)	12	■ Nursing	0
■ Licensed Practical Nurses (LPNs)	22	■ Therapists	11
■ Certified Nursing Assistants (CNAs)	58	■ Other	0
Administrative	16	Plant Operations and Maintenance	3

- New Jersey nursing homes are subject to a quarterly assessment of \$11.92 per non-Medicare day. Annually, this tax totals \$505,360 for Atlantic Coast Rehab & Health.
- Total Employee Payroll: \$5,915,524
- Estimated State Income Taxes Paid by Employees: \$326,833

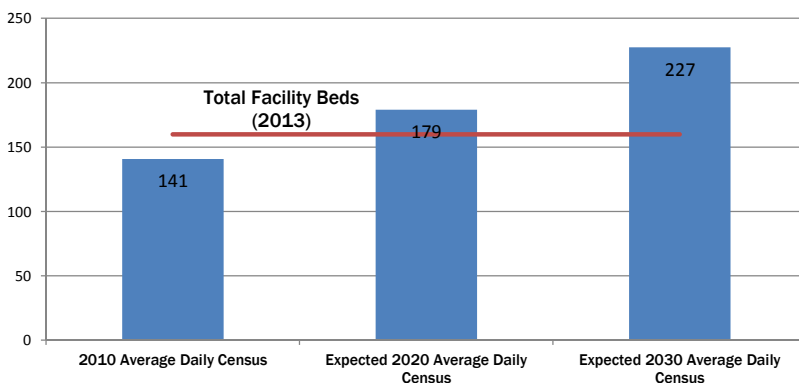
Statistical Profile

■ Medicare Ratings (from 1 to 5 stars)		Avg. Daily Census	Medicare 22.9	Medicaid 98.8	All Other 17.3	Total 139.1
Medicare Overall Rating	★★★★	Avg. Length of Stay	31.7	308.4	36.7	91.8
Medicare Quality Measure Rating	★★★★	Occupancy Rate	14.3%	61.8%	10.8%	86.9%
% Medicare Days in Ultra/Very High RUGs	77.6%					
Routine Cost per Day	\$217.49					
Total Beds	160					



- More than half of New Jersey's nursing home residents receive financial assistance from Medicaid, the health care program for low-income individuals that is funded by the federal and state governments. Medicaid pays nursing homes significantly lower than the cost of care. An American Health Care Association study indicates New Jersey Medicaid pays nursing homes 18 percent less than cost, resulting in an estimated \$500 million shortfall statewide between the Medicaid rate and the actual cost of care in 2013.

Community Need



New Jersey is striving to reduce institutional long term care use under Medicaid. However, the demographic trend for New Jersey indicates that nursing home bed capacity must remain stable to accommodate the need for advanced care among the oldest and frailest.

National data indicates that on average, 35 percent of people aged 65+ will enter a nursing home for varying lengths of stay. In addition, New Jersey's elderly population is projected to increase by 27.2 percent between 2010 and 2020, and by an additional 27.1 percent between 2020 and 2030, yielding approximately 1.9 million elderly residents by 2030.

The need for Atlantic Coast Rehab & Health's services will continue to increase as the Baby-Boom generation ages.



Note: Figures may not add due to rounding.

ATLANTIC REHABILITATION INSTITUTE

Ownership: Nonprofit

BPCI Model Participation: None

Annual Contributions to Local and State Economy

Total Expenditures: \$2,839,500

- 44 full-time equivalent jobs (salaried and contract), including therapists, nurses, dietary and housekeeping, plant operations and maintenance, administrative and contract labor.

¹ This provider reports its data as a subprovider on another facility's Medicare Cost Report. Subproviders are required to submit a more limited set of data to Medicare on their annual cost reports.

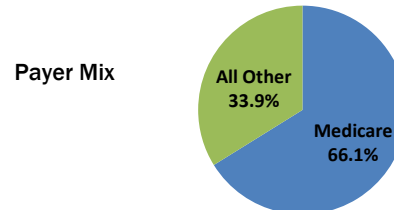
As a result, certain sections of this report cannot be presented for nursing homes reporting as subproviders, as CMS does not collect the necessary data.

Information affected by this data reporting structure include the detailed breakout of FTE jobs by position and the calculation of average length of stay.

- New Jersey nursing homes are subject to a quarterly assessment of \$11.92 per non-Medicare day. Annually, this tax totals \$51,053 for Atlantic Rehabilitation Institute.
- Total Employee Payroll: \$3,090,180
- Estimated State Income Taxes Paid by Employees: \$170,732

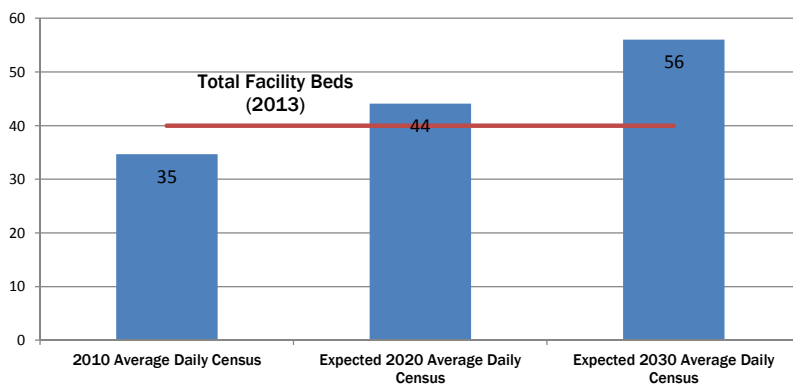
Statistical Profile

■ Medicare Ratings (from 1 to 5 stars)		Avg. Daily Census	Medicare 22.9	Medicaid 0.0	All Other 11.7	Total 34.6
Medicare Overall Rating	★★★★★	Avg. Length of Stay	N/A ¹	N/A ¹	N/A ¹	N/A ¹
Medicare Quality Measure Rating	★★★★★	Occupancy Rate	57.3%	0.0%	29.3%	86.6%
% Medicare Days in Ultra/Very High RUGs	47.4%					
Routine Cost per Day	\$545.14					
Total Beds	40					



- More than half of New Jersey's nursing home residents receive financial assistance from Medicaid, the health care program for low-income individuals that is funded by the federal and state governments. Medicaid pays nursing homes significantly lower than the cost of care. An American Health Care Association study indicates New Jersey Medicaid pays nursing homes 18 percent less than cost, resulting in an estimated \$500 million shortfall statewide between the Medicaid rate and the actual cost of care in 2013.

Community Need



New Jersey is striving to reduce institutional long term care use under Medicaid. However, the demographic trend for New Jersey indicates that nursing home bed capacity must remain stable to accommodate the need for advanced care among the oldest and frailest.

National data indicates that on average, 35 percent of people aged 65+ will enter a nursing home for varying lengths of stay. In addition, New Jersey's elderly population is projected to increase by 27.2 percent between 2010 and 2020, and by an additional 27.1 percent between 2020 and 2030, yielding approximately 1.9 million elderly residents by 2030.

The need for Atlantic Rehabilitation Institute's services will continue to increase as the Baby-Boom generation ages.



Note: Figures may not add due to rounding.

ATRIUM POST ACUTE CARE OF LAWRENCEVILLE

Ownership: For-profit

BPCI Model Participation: None

Annual Contributions to Local and State Economy

Total Expenditures: \$9,115,300

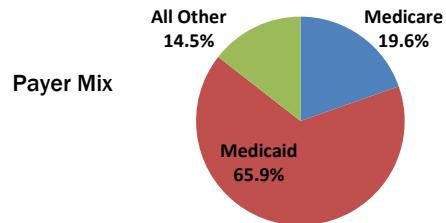
- 90 full-time equivalent jobs (salaried and contract), including key areas such as

Therapists	0	Dietary & Housekeeping	12
Nurses: 55 total, including		Contract Labor: 7 total, including	
■ Registered Nurses (RNs)	6	■ Nursing	0
■ Licensed Practical Nurses (LPNs)	18	■ Therapists	7
■ Certified Nursing Assistants (CNAs)	31	■ Other	0
Administrative	5	Plant Operations and Maintenance	1

- New Jersey nursing homes are subject to a quarterly assessment of \$11.92 per non-Medicare day. Annually, this tax totals \$281,133 for Atrium Post Acute Care of Lawrenceville.
- Total Employee Payroll: \$3,353,715
- Estimated State Income Taxes Paid by Employees: \$185,293

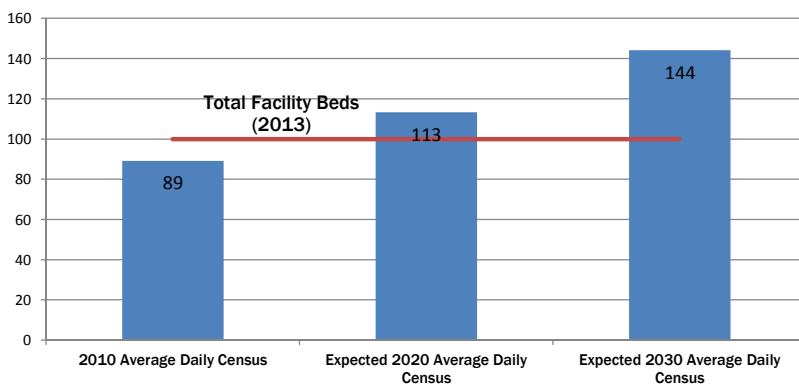
Statistical Profile

■ Medicare Ratings (from 1 to 5 stars)		Avg. Daily Census	Medicare 15.8	Medicaid 53.0	All Other 11.6	Total 80.4
Medicare Overall Rating	★★	Avg. Length of Stay	30.0	333.5	46.6	86.1
Medicare Quality Measure Rating	★★★★★	Occupancy Rate	15.8%	53.0%	11.6%	80.4%
% Medicare Days in Ultra/Very High RUGs	79.4%					
Routine Cost per Day	\$258.81					
Total Beds	100					



- More than half of New Jersey's nursing home residents receive financial assistance from Medicaid, the health care program for low-income individuals that is funded by the federal and state governments. Medicaid pays nursing homes significantly lower than the cost of care. An American Health Care Association study indicates New Jersey Medicaid pays nursing homes 18 percent less than cost, resulting in an estimated \$500 million shortfall statewide between the Medicaid rate and the actual cost of care in 2013.

Community Need



New Jersey is striving to reduce institutional long term care use under Medicaid. However, the demographic trend for New Jersey indicates that nursing home bed capacity must remain stable to accommodate the need for advanced care among the oldest and frailest.

National data indicates that on average, 35 percent of people aged 65+ will enter a nursing home for varying lengths of stay. In addition, New Jersey's elderly population is projected to increase by 27.2 percent between 2010 and 2020, and by an additional 27.1 percent between 2020 and 2030, yielding approximately 1.9 million elderly residents by 2030.

The need for Atrium Post Acute Care of Lawrenceville's services will continue to increase as the Baby-Boom generation ages.



Note: Figures may not add due to rounding.

ATRIUM POST ACUTE CARE OF MATAWAN

Ownership: For-profit

BPCI Model Participation: Model 3

Annual Contributions to Local and State Economy

Total Expenditures: \$14,589,400

- 189 full-time equivalent jobs (salaried and contract), including key areas such as

Therapists	22	Dietary & Housekeeping	37
Nurses: 79 total, including		Contract Labor: 0 total, including	
■ Registered Nurses (RNs)	15	■ Nursing	0
■ Licensed Practical Nurses (LPNs)	22	■ Therapists	0
■ Certified Nursing Assistants (CNAs)	41	■ Other	0
Administrative	16	Plant Operations and Maintenance	4

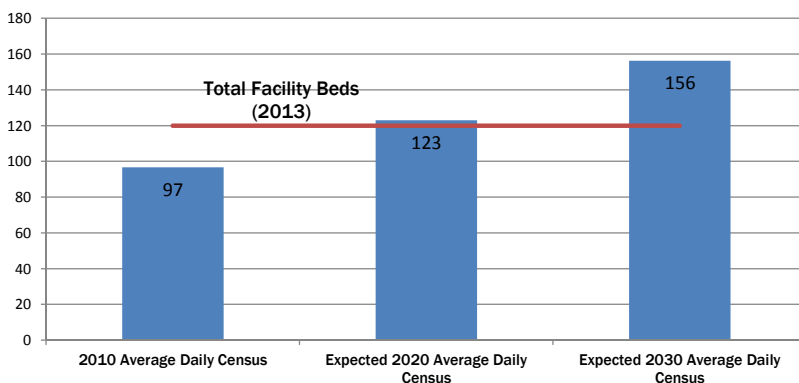
- New Jersey nursing homes are subject to a quarterly assessment of \$11.92 per non-Medicare day. Annually, this tax totals \$377,471 for Atrium Post Acute Care of Matawan.
- Total Employee Payroll: \$7,901,379
- Estimated State Income Taxes Paid by Employees: \$436,551

Statistical Profile

■ Medicare Ratings (from 1 to 5 stars)		Avg. Daily Census	Medicare 20.7	Medicaid 78.1	All Other 8.7	Total 107.5
Medicare Overall Rating	★★★	Avg. Length of Stay	86.1	86.1	121.5	88.2
Medicare Quality Measure Rating	★★★★	Occupancy Rate	17.3%	65.1%	7.2%	89.6%
% Medicare Days in Ultra/Very High RUGs	90.2%	Payer Mix				
Routine Cost per Day	\$165.50					
Total Beds	120					
<i>Inclusive of 22 Ventilator SCNF beds</i>						

- More than half of New Jersey's nursing home residents receive financial assistance from Medicaid, the health care program for low-income individuals that is funded by the federal and state governments. Medicaid pays nursing homes significantly lower than the cost of care. An American Health Care Association study indicates New Jersey Medicaid pays nursing homes 18 percent less than cost, resulting in an estimated \$500 million shortfall statewide between the Medicaid rate and the actual cost of care in 2013.

Community Need



New Jersey is striving to reduce institutional long term care use under Medicaid. However, the demographic trend for New Jersey indicates that nursing home bed capacity must remain stable to accommodate the need for advanced care among the oldest and frailest.

National data indicates that on average, 35 percent of people aged 65+ will enter a nursing home for varying lengths of stay. In addition, New Jersey's elderly population is projected to increase by 27.2 percent between 2010 and 2020, and by an additional 27.1 percent between 2020 and 2030, yielding approximately 1.9 million elderly residents by 2030.

The need for Atrium Post Acute Care of Matawan's services will continue to increase as the Baby-Boom generation ages.



Note: Figures may not add due to rounding.

ATRIUM POST ACUTE CARE OF PARK RIDGE

Ownership: For-profit

BPCI Model Participation: None

Annual Contributions to Local and State Economy

Total Expenditures: \$16,845,500

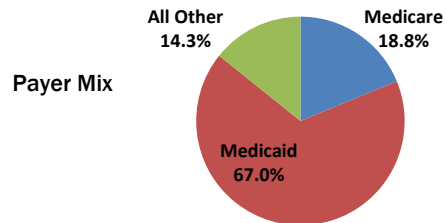
- 181 full-time equivalent jobs (salaried and contract), including key areas such as

Therapists	18	Dietary & Housekeeping	42
Nurses: 99 total, including		Contract Labor: 0 total, including	
■ Registered Nurses (RNs)	15	■ Nursing	0
■ Licensed Practical Nurses (LPNs)	24	■ Therapists	0
■ Certified Nursing Assistants (CNAs)	60	■ Other	0
Administrative	8	Plant Operations and Maintenance	2

- New Jersey nursing homes are subject to a quarterly assessment of \$11.92 per non-Medicare day. Annually, this tax totals \$577,452 for Atrium Post Acute Care of Park Ridge.
- Total Employee Payroll: \$7,798,930
- Estimated State Income Taxes Paid by Employees: \$430,891

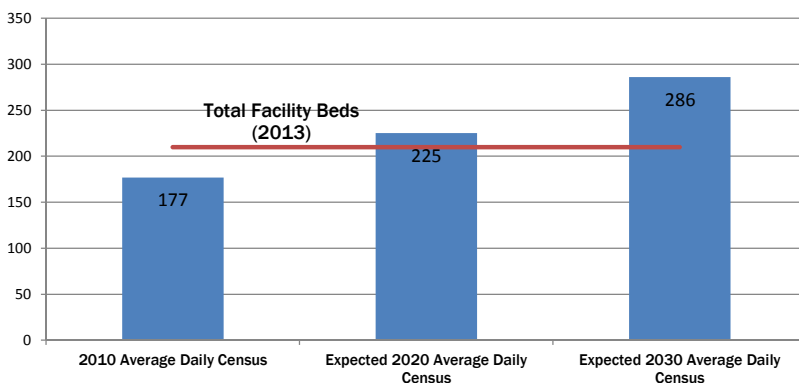
Statistical Profile

■ Medicare Ratings (from 1 to 5 stars)		Avg. Daily Census	Medicare 30.7	Medicaid 109.4	All Other 23.3	Total 163.4
Medicare Overall Rating	★★	Avg. Length of Stay	25.1	289.4	53.5	80.3
Medicare Quality Measure Rating	★★★★★	Occupancy Rate	14.6%	52.1%	11.1%	77.8%
% Medicare Days in Ultra/Very High RUGs	80.4%					
Routine Cost per Day	\$208.22					
Total Beds	210					



- More than half of New Jersey's nursing home residents receive financial assistance from Medicaid, the health care program for low-income individuals that is funded by the federal and state governments. Medicaid pays nursing homes significantly lower than the cost of care. An American Health Care Association study indicates New Jersey Medicaid pays nursing homes 18 percent less than cost, resulting in an estimated \$500 million shortfall statewide between the Medicaid rate and the actual cost of care in 2013.

Community Need



New Jersey is striving to reduce institutional long term care use under Medicaid. However, the demographic trend for New Jersey indicates that nursing home bed capacity must remain stable to accommodate the need for advanced care among the oldest and frailest.

National data indicates that on average, 35 percent of people aged 65+ will enter a nursing home for varying lengths of stay. In addition, New Jersey's elderly population is projected to increase by 27.2 percent between 2010 and 2020, and by an additional 27.1 percent between 2020 and 2030, yielding approximately 1.9 million elderly residents by 2030.

The need for Atrium Post Acute Care of Park Ridge's services will continue to increase as the Baby-Boom generation ages.



Note: Figures may not add due to rounding.

ATRIUM POST ACUTE CARE OF PRINCETON

Ownership: For-profit

BPCI Model Participation: None

Annual Contributions to Local and State Economy

Total Expenditures: \$15,335,400

- 222 full-time equivalent jobs (salaried and contract), including key areas such as

Therapists	10	Dietary & Housekeeping	51
Nurses: 88 total, including		Contract Labor: 1 total, including	
■ Registered Nurses (RNs)	11	■ Nursing	0
■ Licensed Practical Nurses (LPNs)	24	■ Therapists	1
■ Certified Nursing Assistants (CNAs)	52	■ Other	0
Administrative	13	Plant Operations and Maintenance	4

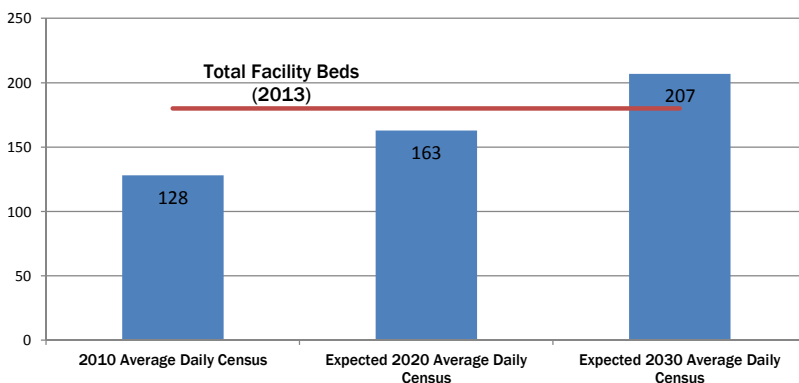
- New Jersey nursing homes are subject to a quarterly assessment of \$11.92 per non-Medicare day. Annually, this tax totals \$551,062 for Atrium Post Acute Care of Princeton.
- Total Employee Payroll: \$7,883,641
- Estimated State Income Taxes Paid by Employees: \$435,571

Statistical Profile

■ Medicare Ratings (from 1 to 5 stars)		Avg. Daily Census	Medicare 19.8	Medicaid 104.3	All Other 22.3	Total 146.4
Medicare Overall Rating	★★★★	Avg. Length of Stay	45.9	334.0	76.9	141.8
Medicare Quality Measure Rating	★★★★★	Occupancy Rate	11.0%	58.0%	12.4%	81.3%
% Medicare Days in Ultra/Very High RUGs	75.6%					
Routine Cost per Day	\$189.36					
Total Beds	180					

- More than half of New Jersey's nursing home residents receive financial assistance from Medicaid, the health care program for low-income individuals that is funded by the federal and state governments. Medicaid pays nursing homes significantly lower than the cost of care. An American Health Care Association study indicates New Jersey Medicaid pays nursing homes 18 percent less than cost, resulting in an estimated \$500 million shortfall statewide between the Medicaid rate and the actual cost of care in 2013.

Community Need



New Jersey is striving to reduce institutional long term care use under Medicaid. However, the demographic trend for New Jersey indicates that nursing home bed capacity must remain stable to accommodate the need for advanced care among the oldest and frailest.

National data indicates that on average, 35 percent of people aged 65+ will enter a nursing home for varying lengths of stay. In addition, New Jersey's elderly population is projected to increase by 27.2 percent between 2010 and 2020, and by an additional 27.1 percent between 2020 and 2030, yielding approximately 1.9 million elderly residents by 2030.

The need for Atrium Post Acute Care of Princeton's services will continue to increase as the Baby-Boom generation ages.



Note: Figures may not add due to rounding.

ATRIUM POST ACUTE CARE OF WAYNE

Ownership: For-profit

BPCI Model Participation: None

Annual Contributions to Local and State Economy

Total Expenditures: \$22,023,600

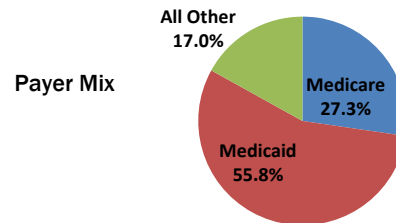
- 206 full-time equivalent jobs (salaried and contract), including key areas such as

Therapists	15	Dietary & Housekeeping	37
Nurses: 111 total, including		Contract Labor: 2 total, including	
■ Registered Nurses (RNs)	18	■ Nursing	0
■ Licensed Practical Nurses (LPNs)	21	■ Therapists	1
■ Certified Nursing Assistants (CNAs)	72	■ Other	0
Administrative	10	Plant Operations and Maintenance	4

- New Jersey nursing homes are subject to a quarterly assessment of \$11.92 per non-Medicare day. Annually, this tax totals \$575,152 for Atrium Post Acute Care of Wayne.
- Total Employee Payroll: \$9,024,657
- Estimated State Income Taxes Paid by Employees: \$498,612

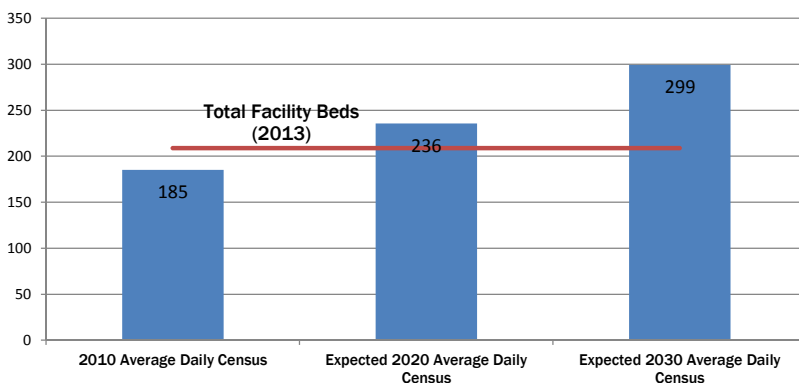
Statistical Profile

■ Medicare Ratings (from 1 to 5 stars)		Avg. Daily Census	Medicare 49.6	Medicaid 101.4	All Other 30.8	Total 181.8
Medicare Overall Rating	★★★	Avg. Length of Stay	28.1	377.6	30.3	59.6
Medicare Quality Measure Rating	★★★★★	Occupancy Rate	23.7%	48.5%	14.7%	87.0%
% Medicare Days in Ultra/Very High RUGs	82.7%					
Routine Cost per Day	\$211.60					
Total Beds	209					



- More than half of New Jersey's nursing home residents receive financial assistance from Medicaid, the health care program for low-income individuals that is funded by the federal and state governments. Medicaid pays nursing homes significantly less than the cost of care. An American Health Care Association study indicates New Jersey Medicaid pays nursing homes 18 percent less than cost, resulting in an estimated \$500 million shortfall statewide between the Medicaid rate and the actual cost of care in 2013.

Community Need



New Jersey is striving to reduce institutional long term care use under Medicaid. However, the demographic trend for New Jersey indicates that nursing home bed capacity must remain stable to accommodate the need for advanced care among the oldest and frailest.

National data indicates that on average, 35 percent of people aged 65+ will enter a nursing home for varying lengths of stay. In addition, New Jersey's elderly population is projected to increase by 27.2 percent between 2010 and 2020, and by an additional 27.1 percent between 2020 and 2030, yielding approximately 1.9 million elderly residents by 2030.

The need for Atrium Post Acute Care of Wayne's services will continue to increase as the Baby-Boom generation ages.



Note: Figures may not add due to rounding.

ATRIUM POST ACUTE CARE OF WAYNEVIEW

Ownership: For-profit

BPCI Model Participation: None

Annual Contributions to Local and State Economy

Total Expenditures: \$13,585,000

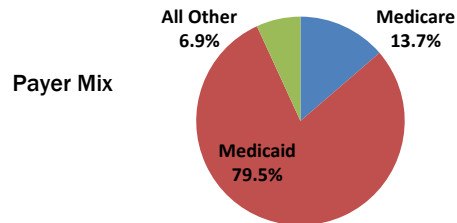
- 155 full-time equivalent jobs (salaried and contract), including key areas such as

Therapists	12	Dietary & Housekeeping	35
Nurses: 81 total, including		Contract Labor: 0 total, including	
■ Registered Nurses (RNs)	15	■ Nursing	0
■ Licensed Practical Nurses (LPNs)	18	■ Therapists	0
■ Certified Nursing Assistants (CNAs)	48	■ Other	0
Administrative	10	Plant Operations and Maintenance	2

- New Jersey nursing homes are subject to a quarterly assessment of \$11.92 per non-Medicare day. Annually, this tax totals \$516,815 for Atrium Post Acute Care of Wayneview.
- Total Employee Payroll: \$6,599,075
- Estimated State Income Taxes Paid by Employees: \$364,599

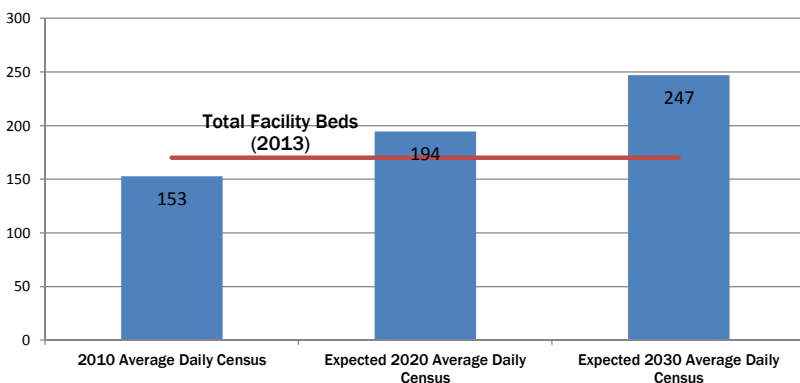
Statistical Profile

■ Medicare Ratings (from 1 to 5 stars)		Avg. Daily Census	Medicare 18.8	Medicaid 109.4	All Other 9.4	Total 137.6
Medicare Overall Rating	★★★	Avg. Length of Stay	45.2	486.7	31.0	145.6
Medicare Quality Measure Rating	★★★	Occupancy Rate	11.1%	64.3%	5.6%	81.0%
% Medicare Days in Ultra/Very High RUGs	88.9%					
Routine Cost per Day	\$213.13					
Total Beds	170					



- More than half of New Jersey's nursing home residents receive financial assistance from Medicaid, the health care program for low-income individuals that is funded by the federal and state governments. Medicaid pays nursing homes significantly lower than the cost of care. An American Health Care Association study indicates New Jersey Medicaid pays nursing homes 18 percent less than cost, resulting in an estimated \$500 million shortfall statewide between the Medicaid rate and the actual cost of care in 2013.

Community Need



New Jersey is striving to reduce institutional long term care use under Medicaid. However, the demographic trend for New Jersey indicates that nursing home bed capacity must remain stable to accommodate the need for advanced care among the oldest and frailest.

National data indicates that on average, 35 percent of people aged 65+ will enter a nursing home for varying lengths of stay. In addition, New Jersey's elderly population is projected to increase by 27.2 percent between 2010 and 2020, and by an additional 27.1 percent between 2020 and 2030, yielding approximately 1.9 million elderly residents by 2030.

The need for Atrium Post Acute Care of Wayneview's services will continue to increase as the Baby-Boom generation ages.



Note: Figures may not add due to rounding.

AUTUMN LAKE HEALTHCARE AT OCEANVIEW

Ownership: For-profit

BPCI Model Participation: None

Annual Contributions to Local and State Economy

Total Expenditures: \$11,985,500

- 107 full-time equivalent jobs (salaried and contract), including key areas such as

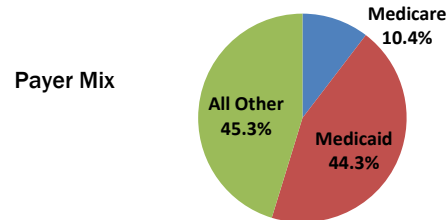
Therapists	0	Dietary & Housekeeping	0
Nurses: 65 total, including		Contract Labor: 9 total, including	
■ Registered Nurses (RNs)	14	■ Nursing	9
■ Licensed Practical Nurses (LPNs)	18	■ Therapists	0
■ Certified Nursing Assistants (CNAs)	34	■ Other	0
Administrative	9	Plant Operations and Maintenance	1

- New Jersey nursing homes are subject to a quarterly assessment of \$11.92 per non-Medicare day. Annually, this tax totals \$628,124 for Autumn Lake Healthcare at Oceanview.
- Total Employee Payroll: \$4,311,880
- Estimated State Income Taxes Paid by Employees: \$238,231

Statistical Profile

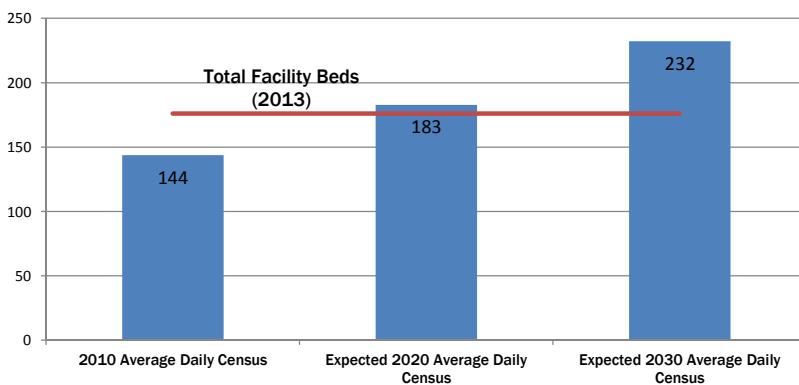
■ Medicare Ratings (from 1 to 5 stars)		Avg. Daily Census	Medicare 16.8	Medicaid 71.4	All Other 73.0	Total 161.2
Medicare Overall Rating	★	Avg. Length of Stay	40.9	1,737.9	172.9	184.4
Medicare Quality Measure Rating	★	Occupancy Rate	9.5%	40.6%	41.4%	91.6%

% Medicare Days in Ultra/Very High RUGs	86.1%
Routine Cost per Day	\$137.86
Total Beds	176



- More than half of New Jersey's nursing home residents receive financial assistance from Medicaid, the health care program for low-income individuals that is funded by the federal and state governments. Medicaid pays nursing homes significantly lower than the cost of care. An American Health Care Association study indicates New Jersey Medicaid pays nursing homes 18 percent less than cost, resulting in an estimated \$500 million shortfall statewide between the Medicaid rate and the actual cost of care in 2013.

Community Need



New Jersey is striving to reduce institutional long term care use under Medicaid. However, the demographic trend for New Jersey indicates that nursing home bed capacity must remain stable to accommodate the need for advanced care among the oldest and frailest.

National data indicates that on average, 35 percent of people aged 65+ will enter a nursing home for varying lengths of stay. In addition, New Jersey's elderly population is projected to increase by 27.2 percent between 2010 and 2020, and by an additional 27.1 percent between 2020 and 2030, yielding approximately 1.9 million elderly residents by 2030.

The need for Autumn Lake Healthcare at Oceanview's services will continue to increase as the Baby-Boom generation ages.



Note: Figures may not add due to rounding.

AVISTA HEALTHCARE

Ownership: For-profit

BPCI Model Participation: None

Annual Contributions to Local and State Economy

Total Expenditures: \$14,216,900

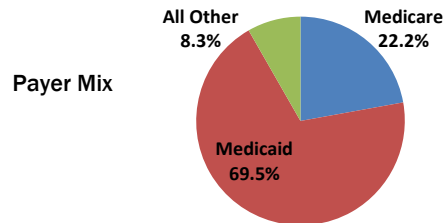
- 128 full-time equivalent jobs (salaried and contract), including key areas such as

Therapists	11	Dietary & Housekeeping	16
Nurses: 26 total, including		Contract Labor: 71 total, including	
■ Registered Nurses (RNs)	3	■ Nursing	69
■ Licensed Practical Nurses (LPNs)	10	■ Therapists	1
■ Certified Nursing Assistants (CNAs)	13	■ Other	0
Administrative	1	Plant Operations and Maintenance	2

- New Jersey nursing homes are subject to a quarterly assessment of \$11.92 per non-Medicare day. Annually, this tax totals \$450,719 for Avista Healthcare.
- Total Employee Payroll: \$2,636,598
- Estimated State Income Taxes Paid by Employees: \$145,672

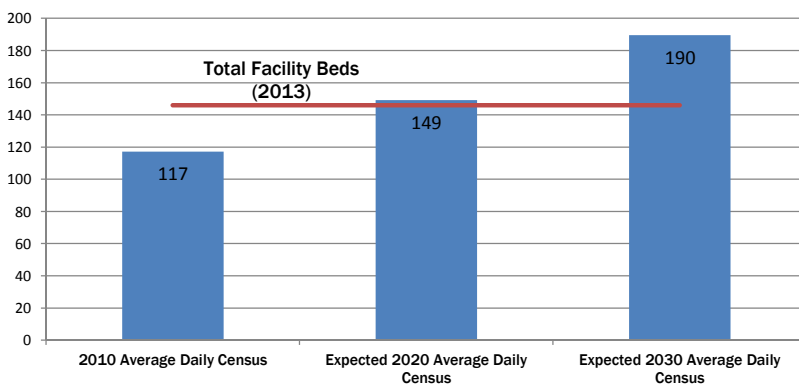
Statistical Profile

■ Medicare Ratings (from 1 to 5 stars)		Avg. Daily Census	Medicare 29.5	Medicaid 92.6	All Other 11.0	Total 133.1
Medicare Overall Rating	★★★	Avg. Length of Stay	45.5	215.2	21.9	84.1
Medicare Quality Measure Rating	★★★★	Occupancy Rate	20.2%	63.4%	7.6%	91.2%
% Medicare Days in Ultra/Very High RUGs	80.5%					
Routine Cost per Day	\$195.47					
Total Beds	146					



- More than half of New Jersey's nursing home residents receive financial assistance from Medicaid, the health care program for low-income individuals that is funded by the federal and state governments. Medicaid pays nursing homes significantly lower than the cost of care. An American Health Care Association study indicates New Jersey Medicaid pays nursing homes 18 percent less than cost, resulting in an estimated \$500 million shortfall statewide between the Medicaid rate and the actual cost of care in 2013.

Community Need



New Jersey is striving to reduce institutional long term care use under Medicaid. However, the demographic trend for New Jersey indicates that nursing home bed capacity must remain stable to accommodate the need for advanced care among the oldest and frailest.

National data indicates that on average, 35 percent of people aged 65+ will enter a nursing home for varying lengths of stay. In addition, New Jersey's elderly population is projected to increase by 27.2 percent between 2010 and 2020, and by an additional 27.1 percent between 2020 and 2030, yielding approximately 1.9 million elderly residents by 2030.

The need for Avista Healthcare's services will continue to increase as the Baby-Boom generation ages.



Note: Figures may not add due to rounding.

BAPTIST HOME OF SOUTH JERSEY

Ownership: Nonprofit

BPCI Model Participation: None

Annual Contributions to Local and State Economy

Total Expenditures: \$8,055,900

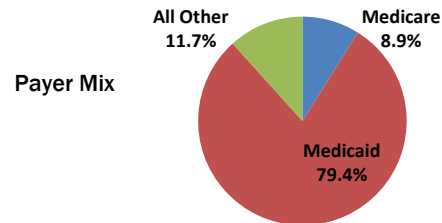
- 110 full-time equivalent jobs (salaried and contract), including key areas such as

Therapists	0	Dietary & Housekeeping	22
Nurses: 36 total, including		Contract Labor: 1 total, including	
■ Registered Nurses (RNs)	5	■ Nursing	0
■ Licensed Practical Nurses (LPNs)	8	■ Therapists	1
■ Certified Nursing Assistants (CNAs)	23	■ Other	0
Administrative	11	Plant Operations and Maintenance	4

- New Jersey nursing homes are subject to a quarterly assessment of \$11.92 per non-Medicare day. Annually, this tax totals \$221,080 for Baptist Home of South Jersey.
- Total Employee Payroll: \$3,929,136
- Estimated State Income Taxes Paid by Employees: \$217,085

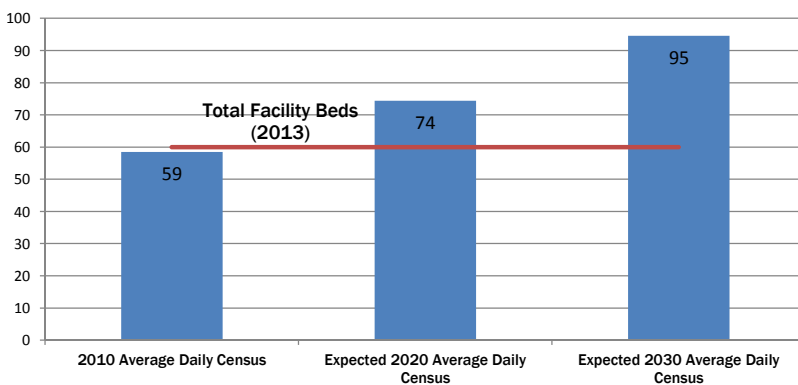
Statistical Profile

■ Medicare Ratings (from 1 to 5 stars)		Avg. Daily Census	Medicare 5.0	Medicaid 44.3	All Other 6.5	Total 55.8
Medicare Overall Rating	★★★	Avg. Length of Stay	39.4	539.0	158.5	223.7
Medicare Quality Measure Rating	★★★★★	Occupancy Rate	8.3%	73.8%	10.9%	93.0%
% Medicare Days in Ultra/Very High RUGs	93.2%					
Routine Cost per Day	\$221.79					
Total Beds	60					



- More than half of New Jersey's nursing home residents receive financial assistance from Medicaid, the health care program for low-income individuals that is funded by the federal and state governments. Medicaid pays nursing homes significantly less than the cost of care. An American Health Care Association study indicates New Jersey Medicaid pays nursing homes 18 percent less than cost, resulting in an estimated \$500 million shortfall statewide between the Medicaid rate and the actual cost of care in 2013.

Community Need



New Jersey is striving to reduce institutional long term care use under Medicaid. However, the demographic trend for New Jersey indicates that nursing home bed capacity must remain stable to accommodate the need for advanced care among the oldest and frailest.

National data indicates that on average, 35 percent of people aged 65+ will enter a nursing home for varying lengths of stay. In addition, New Jersey's elderly population is projected to increase by 27.2 percent between 2010 and 2020, and by an additional 27.1 percent between 2020 and 2030, yielding approximately 1.9 million elderly residents by 2030.

The need for Baptist Home of South Jersey's services will continue to increase as the Baby-Boom generation ages.



Note: Figures may not add due to rounding.

BARN HILL CARE CENTER

Ownership: For-profit

BPCI Model Participation: None

Annual Contributions to Local and State Economy

Total Expenditures: \$15,586,200

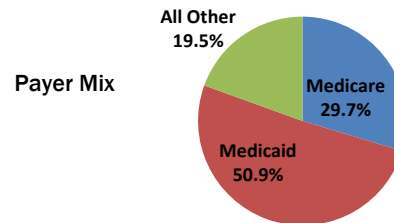
- 189 full-time equivalent jobs (salaried and contract), including key areas such as

Therapists	0	Dietary & Housekeeping	29
Nurses: 111 total, including		Contract Labor: 20 total, including	
■ Registered Nurses (RNs)	31	■ Nursing	0
■ Licensed Practical Nurses (LPNs)	21	■ Therapists	20
■ Certified Nursing Assistants (CNAs)	59	■ Other	0
Administrative	10	Plant Operations and Maintenance	2

- New Jersey nursing homes are subject to a quarterly assessment of \$11.92 per non-Medicare day. Annually, this tax totals \$435,318 for Barn Hill Care Center.
- Total Employee Payroll: \$6,942,625
- Estimated State Income Taxes Paid by Employees: \$383,580

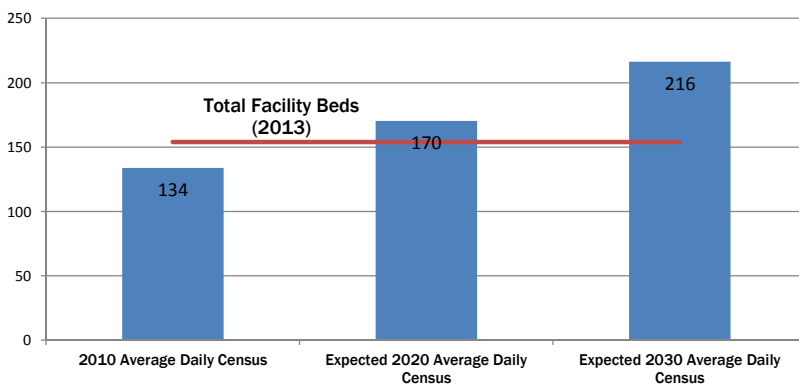
Statistical Profile

■ Medicare Ratings (from 1 to 5 stars)		Avg. Daily Census	Medicare 42.2	Medicaid 72.3	All Other 27.7	Total 142.2
Medicare Overall Rating	★★	Avg. Length of Stay	28.9	660.0	35.1	60.4
Medicare Quality Measure Rating	★★★★	Occupancy Rate	27.4%	47.0%	18.0%	92.4%
% Medicare Days in Ultra/Very High RUGs	77.7%					
Routine Cost per Day	\$215.73					
Total Beds	154					



- More than half of New Jersey's nursing home residents receive financial assistance from Medicaid, the health care program for low-income individuals that is funded by the federal and state governments. Medicaid pays nursing homes significantly lower than the cost of care. An American Health Care Association study indicates New Jersey Medicaid pays nursing homes 18 percent less than cost, resulting in an estimated \$500 million shortfall statewide between the Medicaid rate and the actual cost of care in 2013.

Community Need



New Jersey is striving to reduce institutional long term care use under Medicaid. However, the demographic trend for New Jersey indicates that nursing home bed capacity must remain stable to accommodate the need for advanced care among the oldest and frailest.

National data indicates that on average, 35 percent of people aged 65+ will enter a nursing home for varying lengths of stay. In addition, New Jersey's elderly population is projected to increase by 27.2 percent between 2010 and 2020, and by an additional 27.1 percent between 2020 and 2030, yielding approximately 1.9 million elderly residents by 2030.

The need for Barn Hill Care Center's services will continue to increase as the Baby-Boom generation ages.



Note: Figures may not add due to rounding.

BARNEGAT REHABILITATION AND NURSING CENTER

Ownership: For-profit

BPCI Model Participation: None

Annual Contributions to Local and State Economy

Total Expenditures: \$9,071,600

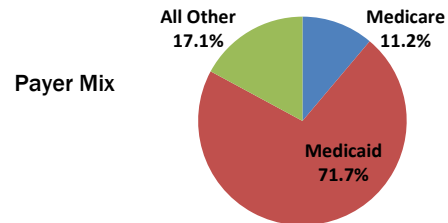
- 95 full-time equivalent jobs (salaried and contract), including key areas such as

Therapists	0	Dietary & Housekeeping	0
Nurses: 64 total, including		Contract Labor: 6 total, including	
■ Registered Nurses (RNs)	8	■ Nursing	3
■ Licensed Practical Nurses (LPNs)	18	■ Therapists	3
■ Certified Nursing Assistants (CNAs)	39	■ Other	0
Administrative	5	Plant Operations and Maintenance	3

- New Jersey nursing homes are subject to a quarterly assessment of \$11.92 per non-Medicare day. Annually, this tax totals \$325,797 for Barnegat Rehabilitation and Nursing Center.
- Total Employee Payroll: \$3,395,654
- Estimated State Income Taxes Paid by Employees: \$187,610

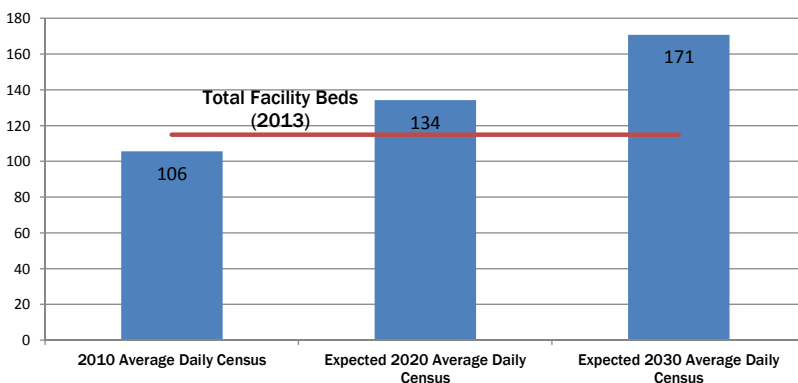
Statistical Profile

■ Medicare Ratings (from 1 to 5 stars)		Avg. Daily Census	Medicare 9.4	Medicaid 60.5	All Other 14.4	Total 84.3
Medicare Overall Rating	★★★	Avg. Length of Stay	44.0	151.2	36.3	83.4
Medicare Quality Measure Rating	★★	Occupancy Rate	8.2%	52.6%	12.5%	73.3%
% Medicare Days in Ultra/Very High RUGs	48.6%					
Routine Cost per Day	\$258.42					
Total Beds	115					



- More than half of New Jersey's nursing home residents receive financial assistance from Medicaid, the health care program for low-income individuals that is funded by the federal and state governments. Medicaid pays nursing homes significantly lower than the cost of care. An American Health Care Association study indicates New Jersey Medicaid pays nursing homes 18 percent less than cost, resulting in an estimated \$500 million shortfall statewide between the Medicaid rate and the actual cost of care in 2013.

Community Need



New Jersey is striving to reduce institutional long term care use under Medicaid. However, the demographic trend for New Jersey indicates that nursing home bed capacity must remain stable to accommodate the need for advanced care among the oldest and frailest.

National data indicates that on average, 35 percent of people aged 65+ will enter a nursing home for varying lengths of stay. In addition, New Jersey's elderly population is projected to increase by 27.2 percent between 2010 and 2020, and by an additional 27.1 percent between 2020 and 2030, yielding approximately 1.9 million elderly residents by 2030.

The need for Barnegat Rehabilitation and Nursing Center's services will continue to increase as the Baby-Boom generation ages.



Note: Figures may not add due to rounding.

BARNERT SUBACUTE REHABILITATION CENTER, LLC

Ownership: For-profit

BPCI Model Participation: None

Annual Contributions to Local and State Economy

Total Expenditures: \$10,146,600

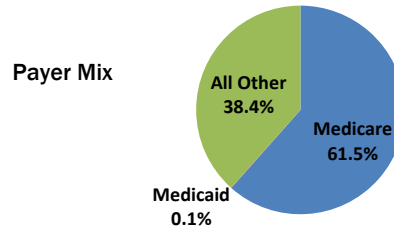
- 85 full-time equivalent jobs (salaried and contract), including key areas such as

Therapists	0	Dietary & Housekeeping	10
Nurses: 40 total, including		Contract Labor: 14 total, including	
■ Registered Nurses (RNs)	10	■ Nursing	0
■ Licensed Practical Nurses (LPNs)	9	■ Therapists	14
■ Certified Nursing Assistants (CNAs)	20	■ Other	0
Administrative	7	Plant Operations and Maintenance	2

- New Jersey nursing homes are subject to a quarterly assessment of \$11.92 per non-Medicare day. Annually, this tax totals \$79,530 for Barnert Subacute Rehabilitation Center, LLC.
- Total Employee Payroll: \$3,173,544
- Estimated State Income Taxes Paid by Employees: \$175,338

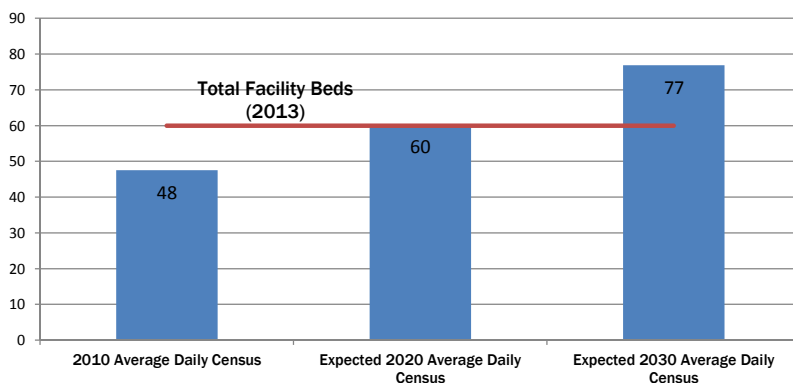
Statistical Profile

■ Medicare Ratings (from 1 to 5 stars)		Avg. Daily Census	Medicare 29.3	Medicaid 0.0	All Other 18.2	Total 47.5
Medicare Overall Rating	★★★★★	Avg. Length of Stay	25.9	0.0	21.5	24.0
Medicare Quality Measure Rating	★★★★★	Occupancy Rate	48.8%	0.1%	30.4%	79.2%
% Medicare Days in Ultra/Very High RUGs	90.2%					
Routine Cost per Day	\$345.62					
Total Beds	60					



- More than half of New Jersey's nursing home residents receive financial assistance from Medicaid, the health care program for low-income individuals that is funded by the federal and state governments. Medicaid pays nursing homes significantly lower than the cost of care. An American Health Care Association study indicates New Jersey Medicaid pays nursing homes 18 percent less than cost, resulting in an estimated \$500 million shortfall statewide between the Medicaid rate and the actual cost of care in 2013.

Community Need



New Jersey is striving to reduce institutional long term care use under Medicaid. However, the demographic trend for New Jersey indicates that nursing home bed capacity must remain stable to accommodate the need for advanced care among the oldest and frailest.

National data indicates that on average, 35 percent of people aged 65+ will enter a nursing home for varying lengths of stay. In addition, New Jersey's elderly population is projected to increase by 27.2 percent between 2010 and 2020, and by an additional 27.1 percent between 2020 and 2030, yielding approximately 1.9 million elderly residents by 2030.

The need for Barnert Subacute Rehabilitation Center, LLC's services will continue to increase as the Baby-Boom generation ages.



Note: Figures may not add due to rounding.

BARTLEY HEALTHCARE NURSING & REHABILITATION

Ownership: For-profit

BPCI Model Participation: None

Annual Contributions to Local and State Economy

Total Expenditures: \$21,576,900

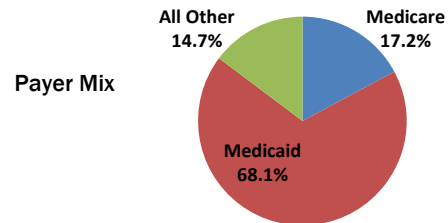
- 237 full-time equivalent jobs (salaried and contract), including key areas such as

Therapists	0	Dietary & Housekeeping	32
Nurses: 129 total, including		Contract Labor: 24 total, including	
■ Registered Nurses (RNs)	24	■ Nursing	0
■ Licensed Practical Nurses (LPNs)	27	■ Therapists	24
■ Certified Nursing Assistants (CNAs)	78	■ Other	0
Administrative	12	Plant Operations and Maintenance	6

- New Jersey nursing homes are subject to a quarterly assessment of \$11.92 per non-Medicare day. Annually, this tax totals \$727,823 for Bartley Healthcare Nursing & Rehabilitation.
- Total Employee Payroll: \$8,496,282
- Estimated State Income Taxes Paid by Employees: \$469,420

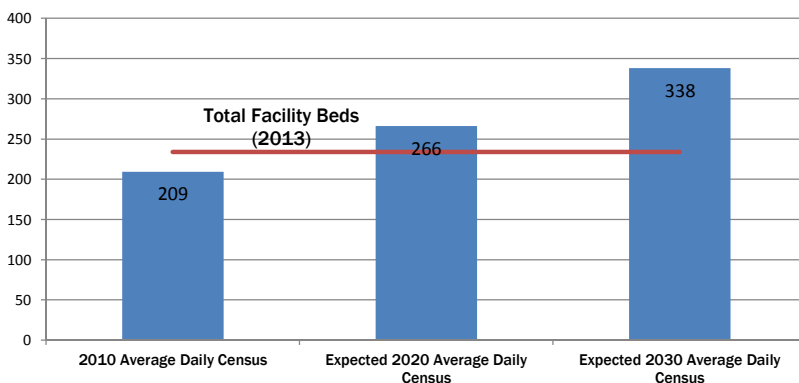
Statistical Profile

■ Medicare Ratings (from 1 to 5 stars)		Avg. Daily Census	Medicare 34.6	Medicaid 137.5	All Other 29.8	Total 201.9
Medicare Overall Rating	★★★★★	Avg. Length of Stay	27.6	738.1	67.1	107.1
Medicare Quality Measure Rating	★★★★	Occupancy Rate	14.8%	58.8%	12.7%	86.3%
% Medicare Days in Ultra/Very High RUGs	89.0%					
Routine Cost per Day	\$216.55					
Total Beds	234					



- More than half of New Jersey's nursing home residents receive financial assistance from Medicaid, the health care program for low-income individuals that is funded by the federal and state governments. Medicaid pays nursing homes significantly lower than the cost of care. An American Health Care Association study indicates New Jersey Medicaid pays nursing homes 18 percent less than cost, resulting in an estimated \$500 million shortfall statewide between the Medicaid rate and the actual cost of care in 2013.

Community Need



New Jersey is striving to reduce institutional long term care use under Medicaid. However, the demographic trend for New Jersey indicates that nursing home bed capacity must remain stable to accommodate the need for advanced care among the oldest and frailest.

National data indicates that on average, 35 percent of people aged 65+ will enter a nursing home for varying lengths of stay. In addition, New Jersey's elderly population is projected to increase by 27.2 percent between 2010 and 2020, and by an additional 27.1 percent between 2020 and 2030, yielding approximately 1.9 million elderly residents by 2030.

The need for Bartley Healthcare Nursing & Rehabilitation's services will continue to increase as the Baby-Boom generation ages.



Note: Figures may not add due to rounding.

BAYONNE MEDICAL CENTER TCU

Ownership: For-profit

BPCI Model Participation: None

Annual Contributions to Local and State Economy

Total Expenditures: \$1,561,700

- 20 full-time equivalent jobs (salaried and contract), including therapists, nurses, dietary and housekeeping, plant operations and maintenance, administrative and contract labor.

¹ This provider reports its data as a subprovider on another facility's Medicare Cost Report. Subproviders are required to submit a more limited set of data to Medicare on their annual cost reports.

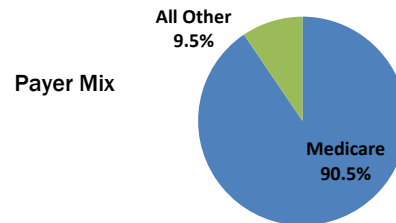
As a result, certain sections of this report cannot be presented for nursing homes reporting as subproviders, as CMS does not collect the necessary data.

Information affected by this data reporting structure include the detailed breakout of FTE jobs by position and the calculation of average length of stay.

- New Jersey nursing homes are subject to a quarterly assessment of \$11.92 per non-Medicare day. Annually, this tax totals \$5,757 for Bayonne Medical Center TCU.
- Total Employee Payroll: \$1,359,744
- Estimated State Income Taxes Paid by Employees: \$75,126

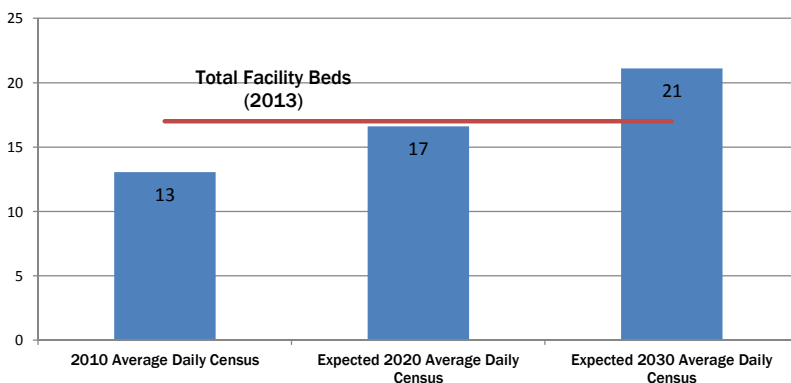
Statistical Profile

<ul style="list-style-type: none"> ■ Medicare Ratings (from 1 to 5 stars) 					
Medicare Overall Rating	★★★★★	Avg. Daily Census	12.7	Medicare	12.7
Medicare Quality Measure Rating	★★★★★	Avg. Length of Stay	N/A ¹	Medicaid	0.0
% Medicare Days in Ultra/Very High RUGs	69.1%	Occupancy Rate	74.6%	All Other	1.3
Routine Cost per Day	\$821.26			Total	14.0
Total Beds	17				



- More than half of New Jersey's nursing home residents receive financial assistance from Medicaid, the health care program for low-income individuals that is funded by the federal and state governments. Medicaid pays nursing homes significantly lower than the cost of care. An American Health Care Association study indicates New Jersey Medicaid pays nursing homes 18 percent less than cost, resulting in an estimated \$500 million shortfall statewide between the Medicaid rate and the actual cost of care in 2013.

Community Need



New Jersey is striving to reduce institutional long term care use under Medicaid. However, the demographic trend for New Jersey indicates that nursing home bed capacity must remain stable to accommodate the need for advanced care among the oldest and frailest.

National data indicates that on average, 35 percent of people aged 65+ will enter a nursing home for varying lengths of stay. In addition, New Jersey's elderly population is projected to increase by 27.2 percent between 2010 and 2020, and by an additional 27.1 percent between 2020 and 2030, yielding approximately 1.9 million elderly residents by 2030.

The need for Bayonne Medical Center TCU's services will continue to increase as the Baby-Boom generation ages.



Note: Figures may not add due to rounding.

BAYSHORE HEALTH CARE CENTER

Ownership: Nonprofit

BPCI Model Participation: None

Annual Contributions to Local and State Economy

Total Expenditures: \$23,678,300

- 278 full-time equivalent jobs (salaried and contract), including key areas such as

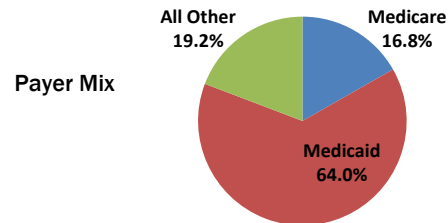
Therapists	18	Dietary & Housekeeping	66
Nurses: 150 total, including		Contract Labor: 3 total, including	
■ Registered Nurses (RNs)	25	■ Nursing	0
■ Licensed Practical Nurses (LPNs)	40	■ Therapists	3
■ Certified Nursing Assistants (CNAs)	85	■ Other	0
Administrative	18	Plant Operations and Maintenance	3

- New Jersey nursing homes are subject to a quarterly assessment of \$11.92 per non-Medicare day. Annually, this tax totals \$731,244 for Bayshore Health Care Center.
- Total Employee Payroll: \$12,280,961
- Estimated State Income Taxes Paid by Employees: \$678,523

Statistical Profile

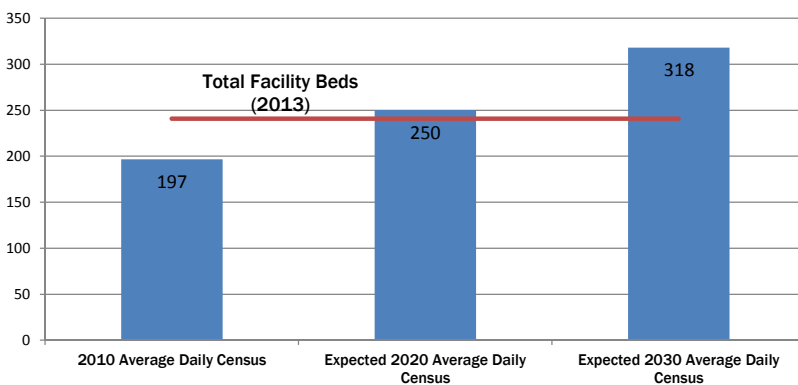
■ Medicare Ratings (from 1 to 5 stars)		Avg. Daily Census	Medicare 33.8	Medicaid 129.3	All Other 38.8	Total 201.9
Medicare Overall Rating	★★★★★	Avg. Length of Stay	26.3	983.1	48.1	90.9
Medicare Quality Measure Rating	★★★★★	Occupancy Rate	14.0%	53.6%	16.1%	83.8%

% Medicare Days in Ultra/Very High RUGs	87.6%
Routine Cost per Day	\$249.48
Total Beds	241
<i>Inclusive of 11 Ventilator SCNF beds</i>	



- More than half of New Jersey's nursing home residents receive financial assistance from Medicaid, the health care program for low-income individuals that is funded by the federal and state governments. Medicaid pays nursing homes significantly lower than the cost of care. An American Health Care Association study indicates New Jersey Medicaid pays nursing homes 18 percent less than cost, resulting in an estimated \$500 million shortfall statewide between the Medicaid rate and the actual cost of care in 2013.

Community Need



New Jersey is striving to reduce institutional long term care use under Medicaid. However, the demographic trend for New Jersey indicates that nursing home bed capacity must remain stable to accommodate the need for advanced care among the oldest and frailest.

National data indicates that on average, 35 percent of people aged 65+ will enter a nursing home for varying lengths of stay. In addition, New Jersey's elderly population is projected to increase by 27.2 percent between 2010 and 2020, and by an additional 27.1 percent between 2020 and 2030, yielding approximately 1.9 million elderly residents by 2030.

The need for Bayshore Health Care Center's services will continue to increase as the Baby-Boom generation ages.



Note: Figures may not add due to rounding.

BERGEN COUNTY HEALTH CARE CENTER

Ownership: Governmental

BPCI Model Participation: None

Annual Contributions to Local and State Economy

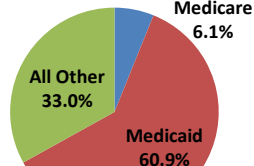
Total Expenditures: \$15,261,900

- 124 full-time equivalent jobs (salaried and contract), including key areas such as

Therapists	0	Dietary & Housekeeping	22
Nurses: 90 total, including		Contract Labor: 0 total, including	
■ Registered Nurses (RNs)	21	■ Nursing	0
■ Licensed Practical Nurses (LPNs)	9	■ Therapists	0
■ Certified Nursing Assistants (CNAs)	61	■ Other	0
Administrative	7	Plant Operations and Maintenance	0

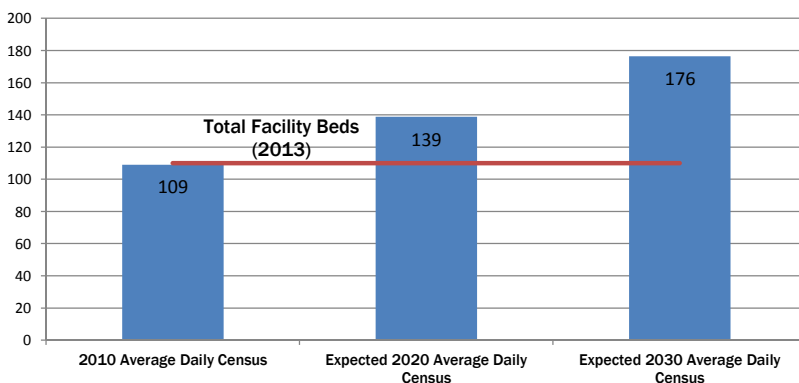
- New Jersey nursing homes are subject to a quarterly assessment of \$11.92 per non-Medicare day. Annually, this tax totals \$407,640 for Bergen County Health Care Center.
- Total Employee Payroll: \$6,560,046
- Estimated State Income Taxes Paid by Employees: \$362,443

Statistical Profile

<ul style="list-style-type: none"> ■ Medicare Ratings (from 1 to 5 stars) <p>Medicare Overall Rating ★★★★</p> <p>Medicare Quality Measure Rating ★★★★</p> <p>% Medicare Days in Ultra/Very High RUGs 86.9%</p> <p>Routine Cost per Day \$397.14</p> <p>Total Beds 110</p>	<table style="width: 100%; border-collapse: collapse;"> <thead> <tr> <th></th> <th style="text-align: center;">Medicare</th> <th style="text-align: center;">Medicaid</th> <th style="text-align: center;">All Other</th> <th style="text-align: center;">Total</th> </tr> </thead> <tbody> <tr> <td>Avg. Daily Census</td> <td style="text-align: center;">6.1</td> <td style="text-align: center;">60.7</td> <td style="text-align: center;">33.0</td> <td style="text-align: center;">99.8</td> </tr> <tr> <td>Avg. Length of Stay</td> <td style="text-align: center;">170.6</td> <td style="text-align: center;">2,217.0</td> <td style="text-align: center;">668.2</td> <td style="text-align: center;">888.2</td> </tr> <tr> <td>Occupancy Rate</td> <td style="text-align: center;">5.5%</td> <td style="text-align: center;">55.2%</td> <td style="text-align: center;">30.0%</td> <td style="text-align: center;">90.7%</td> </tr> </tbody> </table> <p style="text-align: center;">Payer Mix</p> 		Medicare	Medicaid	All Other	Total	Avg. Daily Census	6.1	60.7	33.0	99.8	Avg. Length of Stay	170.6	2,217.0	668.2	888.2	Occupancy Rate	5.5%	55.2%	30.0%	90.7%
	Medicare	Medicaid	All Other	Total																	
Avg. Daily Census	6.1	60.7	33.0	99.8																	
Avg. Length of Stay	170.6	2,217.0	668.2	888.2																	
Occupancy Rate	5.5%	55.2%	30.0%	90.7%																	

- More than half of New Jersey's nursing home residents receive financial assistance from Medicaid, the health care program for low-income individuals that is funded by the federal and state governments. Medicaid pays nursing homes significantly lower than the cost of care. An American Health Care Association study indicates New Jersey Medicaid pays nursing homes 18 percent less than cost, resulting in an estimated \$500 million shortfall statewide between the Medicaid rate and the actual cost of care in 2013.

Community Need



New Jersey is striving to reduce institutional long term care use under Medicaid. However, the demographic trend for New Jersey indicates that nursing home bed capacity must remain stable to accommodate the need for advanced care among the oldest and frailest.

National data indicates that on average, 35 percent of people aged 65+ will enter a nursing home for varying lengths of stay. In addition, New Jersey's elderly population is projected to increase by 27.2 percent between 2010 and 2020, and by an additional 27.1 percent between 2020 and 2030, yielding approximately 1.9 million elderly residents by 2030.

The need for Bergen County Health Care Center's services will continue to increase as the Baby-Boom generation ages.



Note: Figures may not add due to rounding.

BERGEN REGIONAL MEDICAL CENTER TCU

Ownership: Governmental

BPCI Model Participation: None

Annual Contributions to Local and State Economy

Total Expenditures: \$22,294,800

- 429 full-time equivalent jobs (salaried and contract), including therapists, nurses, dietary and housekeeping, plant operations and maintenance, administrative and contract labor.

¹ This provider reports its data as a subprovider on another facility's Medicare Cost Report. Subproviders are required to submit a more limited set of data to Medicare on their annual cost reports.

As a result, certain sections of this report cannot be presented for nursing homes reporting as subproviders, as CMS does not collect the necessary data.

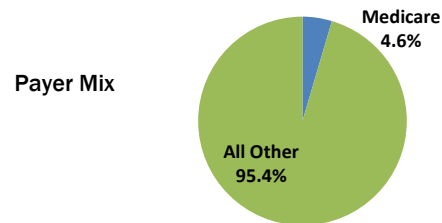
Information affected by this data reporting structure include the detailed breakout of FTE jobs by position and the calculation of average length of stay.

- New Jersey nursing homes are subject to a quarterly assessment of \$11.92 per non-Medicare day. Annually, this tax totals \$2,297,199 for Bergen Regional Medical Center TCU.
- Total Employee Payroll: \$21,005,197
- Estimated State Income Taxes Paid by Employees: \$1,160,537

Statistical Profile

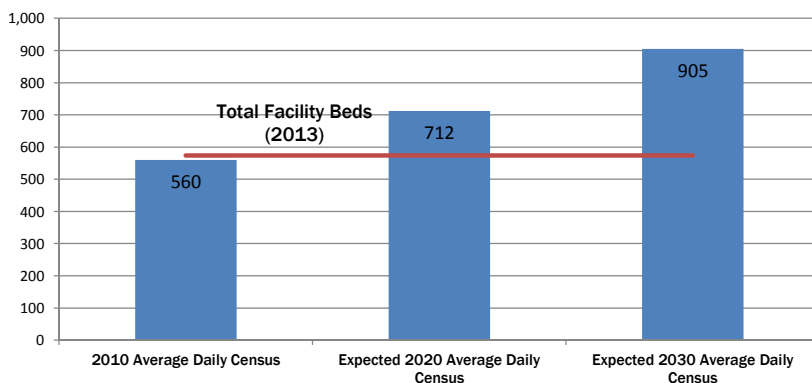
		Medicare	Medicaid	All Other	Total
■ Medicare Ratings (from 1 to 5 stars)		25.4	0.0	528.0	553.4
	Avg. Daily Census	N/A ¹	N/A ¹	N/A ¹	N/A ¹
	Avg. Length of Stay	4.4%	0.0%	92.0%	96.4%
	Occupancy Rate				
Medicare Overall Rating	★★★				
Medicare Quality Measure Rating	★★★★				

% Medicare Days in Ultra/Very High RUGs	55.9%
Routine Cost per Day	\$206.63
Total Beds	574
Inclusive of 12 Ventilator SCNF beds	



- More than half of New Jersey's nursing home residents receive financial assistance from Medicaid, the health care program for low-income individuals that is funded by the federal and state governments. Medicaid pays nursing homes significantly lower than the cost of care. An American Health Care Association study indicates New Jersey Medicaid pays nursing homes 18 percent less than cost, resulting in an estimated \$500 million shortfall statewide between the Medicaid rate and the actual cost of care in 2013.

Community Need



New Jersey is striving to reduce institutional long term care use under Medicaid. However, the demographic trend for New Jersey indicates that nursing home bed capacity must remain stable to accommodate the need for advanced care among the oldest and frailest.

National data indicates that on average, 35 percent of people aged 65+ will enter a nursing home for varying lengths of stay. In addition, New Jersey's elderly population is projected to increase by 27.2 percent between 2010 and 2020, and by an additional 27.1 percent between 2020 and 2030, yielding approximately 1.9 million elderly residents by 2030.

The need for Bergen Regional Medical Center TCU's services will continue to increase as the Baby-Boom generation ages.



Note: Figures may not add due to rounding.

BERKELEY HEIGHTS NURSING AND REHABILITATION CENTER

Ownership: For-profit

BPCI Model Participation: None

Annual Contributions to Local and State Economy

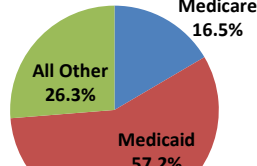
Total Expenditures: \$12,272,500

- 98 full-time equivalent jobs (salaried and contract), including key areas such as

Therapists	0	Dietary & Housekeeping	0
Nurses: 78 total, including		Contract Labor: 0 total, including	
■ Registered Nurses (RNs)	17	■ Nursing	0
■ Licensed Practical Nurses (LPNs)	16	■ Therapists	0
■ Certified Nursing Assistants (CNAs)	45	■ Other	0
Administrative	10	Plant Operations and Maintenance	2

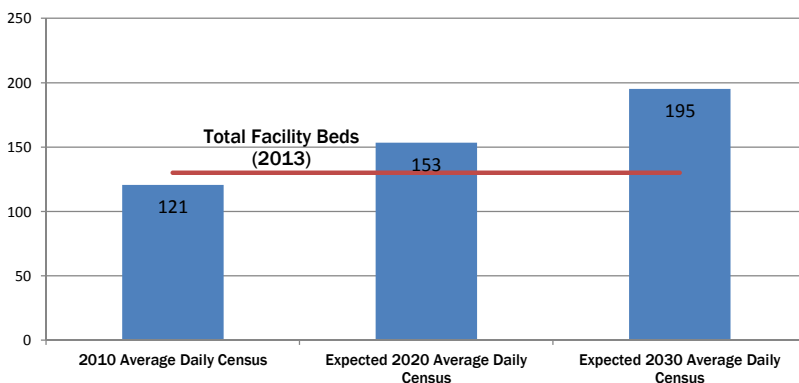
- New Jersey nursing homes are subject to a quarterly assessment of \$11.92 per non-Medicare day. Annually, this tax totals \$415,472 for Berkeley Heights Nursing and Rehabilitation Center.
- Total Employee Payroll: \$4,774,997
- Estimated State Income Taxes Paid by Employees: \$263,819

Statistical Profile

■ Medicare Ratings (from 1 to 5 stars)		Avg. Daily Census	Medicare 18.9	Medicaid 65.5	All Other 30.0	Total 114.4
Medicare Overall Rating	★★★★★	Avg. Length of Stay	35.1	919.0	120.5	133.0
Medicare Quality Measure Rating	★★★★★	Occupancy Rate	14.6%	50.4%	23.1%	88.0%
% Medicare Days in Ultra/Very High RUGs	86.5%	Payer Mix				
Routine Cost per Day	\$233.81					
Total Beds	130					

- More than half of New Jersey's nursing home residents receive financial assistance from Medicaid, the health care program for low-income individuals that is funded by the federal and state governments. Medicaid pays nursing homes significantly lower than the cost of care. An American Health Care Association study indicates New Jersey Medicaid pays nursing homes 18 percent less than cost, resulting in an estimated \$500 million shortfall statewide between the Medicaid rate and the actual cost of care in 2013.

Community Need



New Jersey is striving to reduce institutional long term care use under Medicaid. However, the demographic trend for New Jersey indicates that nursing home bed capacity must remain stable to accommodate the need for advanced care among the oldest and frailest.

National data indicates that on average, 35 percent of people aged 65+ will enter a nursing home for varying lengths of stay. In addition, New Jersey's elderly population is projected to increase by 27.2 percent between 2010 and 2020, and by an additional 27.1 percent between 2020 and 2030, yielding approximately 1.9 million elderly residents by 2030.

The need for Berkeley Heights Nursing and Rehabilitation Center's services will continue to increase as the Baby-Boom generation ages.



Note: Figures may not add due to rounding.

BEY LEA VILLAGE NURSING & REHABILITATION CENTER

Ownership: For-profit

BPCI Model Participation: None

Annual Contributions to Local and State Economy

Total Expenditures: \$14,664,000

- 128 full-time equivalent jobs (salaried and contract), including key areas such as

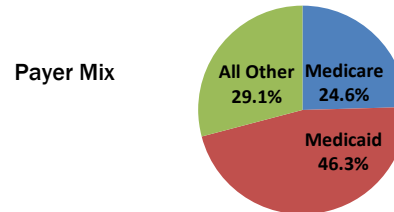
Therapists	0	Dietary & Housekeeping	0
Nurses: 91 total, including		Contract Labor: 12 total, including	
■ Registered Nurses (RNs)	12	■ Nursing	0
■ Licensed Practical Nurses (LPNs)	26	■ Therapists	12
■ Certified Nursing Assistants (CNAs)	53	■ Other	0
Administrative	11	Plant Operations and Maintenance	2

- New Jersey nursing homes are subject to a quarterly assessment of \$11.92 per non-Medicare day. Annually, this tax totals \$351,461 for Bey Lea Village Nursing & Rehabilitation Center.
- Total Employee Payroll: \$5,216,592
- Estimated State Income Taxes Paid by Employees: \$288,217

Statistical Profile

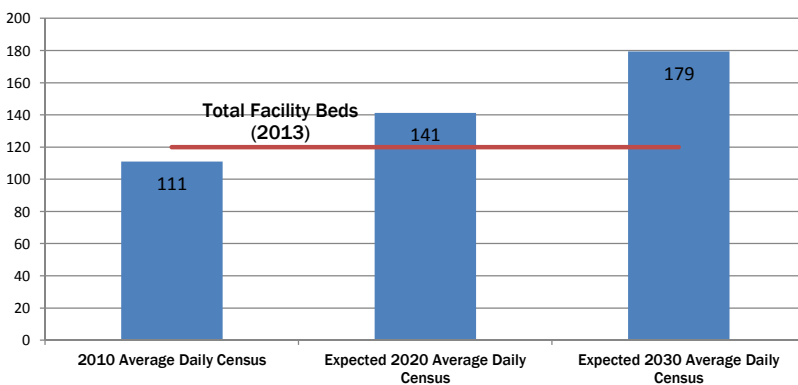
■ Medicare Ratings (from 1 to 5 stars)		Avg. Daily Census	Medicare 26.3	Medicaid 49.6	All Other 31.2	Total 107.1
Medicare Overall Rating	★★★★★	Avg. Length of Stay	26.4	377.4	41.6	57.1
Medicare Quality Measure Rating	★★★★★	Occupancy Rate	21.9%	41.4%	26.0%	89.3%

% Medicare Days in Ultra/Very High RUGs	76.4%
Routine Cost per Day	\$208.53
Total Beds	120



- More than half of New Jersey's nursing home residents receive financial assistance from Medicaid, the health care program for low-income individuals that is funded by the federal and state governments. Medicaid pays nursing homes significantly lower than the cost of care. An American Health Care Association study indicates New Jersey Medicaid pays nursing homes 18 percent less than cost, resulting in an estimated \$500 million shortfall statewide between the Medicaid rate and the actual cost of care in 2013.

Community Need



New Jersey is striving to reduce institutional long term care use under Medicaid. However, the demographic trend for New Jersey indicates that nursing home bed capacity must remain stable to accommodate the need for advanced care among the oldest and frailest.

National data indicates that on average, 35 percent of people aged 65+ will enter a nursing home for varying lengths of stay. In addition, New Jersey's elderly population is projected to increase by 27.2 percent between 2010 and 2020, and by an additional 27.1 percent between 2020 and 2030, yielding approximately 1.9 million elderly residents by 2030.

The need for Bey Lea Village Nursing & Rehabilitation Center's services will continue to increase as the Baby-Boom generation ages.



Note: Figures may not add due to rounding.

BISHOP MCCARTHY RESIDENCE

Ownership: Nonprofit

BPCI Model Participation: None

Annual Contributions to Local and State Economy

Total Expenditures: \$14,931,800

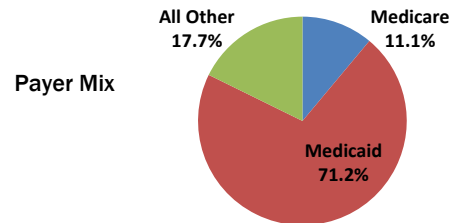
- 204 full-time equivalent jobs (salaried and contract), including key areas such as

Therapists	0	Dietary & Housekeeping	35
Nurses: 116 total, including		Contract Labor: 10 total, including	
■ Registered Nurses (RNs)	12	■ Nursing	5
■ Licensed Practical Nurses (LPNs)	28	■ Therapists	6
■ Certified Nursing Assistants (CNAs)	76	■ Other	0
Administrative	11	Plant Operations and Maintenance	4

- New Jersey nursing homes are subject to a quarterly assessment of \$11.92 per non-Medicare day. Annually, this tax totals \$646,290 for Bishop Mccarthy Residence.
- Total Employee Payroll: \$6,489,074
- Estimated State Income Taxes Paid by Employees: \$358,521

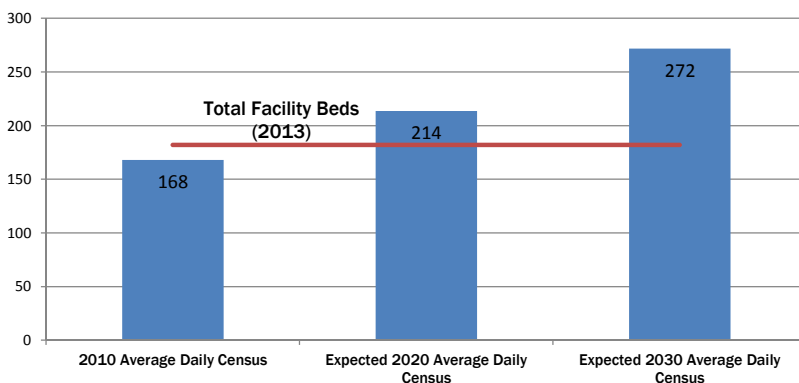
Statistical Profile

■ Medicare Ratings (from 1 to 5 stars)		Avg. Daily Census	Medicare 18.5	Medicaid 118.9	All Other 29.6	Total 167.1
Medicare Overall Rating	★★★★	Avg. Length of Stay	32.2	1,142.4	146.0	189.4
Medicare Quality Measure Rating	★★★★	Occupancy Rate	10.2%	65.4%	16.3%	91.8%
% Medicare Days in Ultra/Very High RUGs	83.1%					
Routine Cost per Day	\$218.46					
Total Beds	182					



- More than half of New Jersey's nursing home residents receive financial assistance from Medicaid, the health care program for low-income individuals that is funded by the federal and state governments. Medicaid pays nursing homes significantly lower than the cost of care. An American Health Care Association study indicates New Jersey Medicaid pays nursing homes 18 percent less than cost, resulting in an estimated \$500 million shortfall statewide between the Medicaid rate and the actual cost of care in 2013.

Community Need



New Jersey is striving to reduce institutional long term care use under Medicaid. However, the demographic trend for New Jersey indicates that nursing home bed capacity must remain stable to accommodate the need for advanced care among the oldest and frailest.

National data indicates that on average, 35 percent of people aged 65+ will enter a nursing home for varying lengths of stay. In addition, New Jersey's elderly population is projected to increase by 27.2 percent between 2010 and 2020, and by an additional 27.1 percent between 2020 and 2030, yielding approximately 1.9 million elderly residents by 2030.

The need for Bishop Mccarthy Residence's services will continue to increase as the Baby-Boom generation ages.



Note: Figures may not add due to rounding.

BRAKELEY PARK CENTER

Ownership: For-profit

BPCI Model Participation: None

Annual Contributions to Local and State Economy

Total Expenditures: \$13,943,000

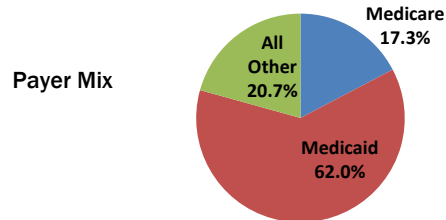
- 153 full-time equivalent jobs (salaried and contract), including key areas such as

Therapists	0	Dietary & Housekeeping	28
Nurses: 83 total, including		Contract Labor: 11 total, including	
■ Registered Nurses (RNs)	27	■ Nursing	0
■ Licensed Practical Nurses (LPNs)	14	■ Therapists	10
■ Certified Nursing Assistants (CNAs)	43	■ Other	0
Administrative	7	Plant Operations and Maintenance	2

- New Jersey nursing homes are subject to a quarterly assessment of \$11.92 per non-Medicare day. Annually, this tax totals \$412,062 for Brakeley Park Center.
- Total Employee Payroll: \$5,550,259
- Estimated State Income Taxes Paid by Employees: \$306,652

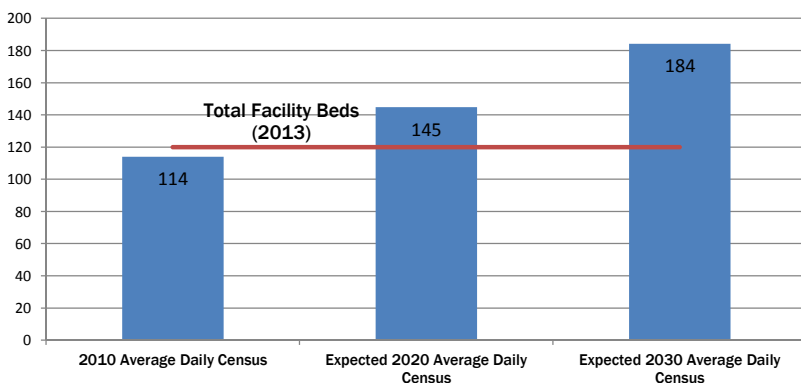
Statistical Profile

■ Medicare Ratings (from 1 to 5 stars)		Avg. Daily Census	Medicare 19.8	Medicaid 71.0	All Other 23.7	Total 114.5
Medicare Overall Rating	★★★★	Avg. Length of Stay	39.3	664.8	105.4	137.1
Medicare Quality Measure Rating	★★★★	Occupancy Rate	16.5%	59.2%	19.7%	95.4%
% Medicare Days in Ultra/Very High RUGs	72.2%					
Routine Cost per Day	\$236.86					
Total Beds	120					



- More than half of New Jersey's nursing home residents receive financial assistance from Medicaid, the health care program for low-income individuals that is funded by the federal and state governments. Medicaid pays nursing homes significantly lower than the cost of care. An American Health Care Association study indicates New Jersey Medicaid pays nursing homes 18 percent less than cost, resulting in an estimated \$500 million shortfall statewide between the Medicaid rate and the actual cost of care in 2013.

Community Need



New Jersey is striving to reduce institutional long term care use under Medicaid. However, the demographic trend for New Jersey indicates that nursing home bed capacity must remain stable to accommodate the need for advanced care among the oldest and frailest.

National data indicates that on average, 35 percent of people aged 65+ will enter a nursing home for varying lengths of stay. In addition, New Jersey's elderly population is projected to increase by 27.2 percent between 2010 and 2020, and by an additional 27.1 percent between 2020 and 2030, yielding approximately 1.9 million elderly residents by 2030.

The need for Brakeley Park Center's services will continue to increase as the Baby-Boom generation ages.



Note: Figures may not add due to rounding.

BRANDYWINE SENIOR CARE AT MOORESTOWN

Ownership: For-profit

BPCI Model Participation: None

Annual Contributions to Local and State Economy

Total Expenditures: \$13,794,900

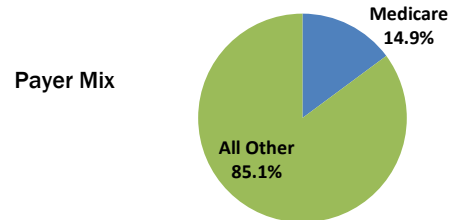
- 113 full-time equivalent jobs (salaried and contract), including key areas such as

Therapists	5	Dietary & Housekeeping	29
Nurses: 52 total, including		Contract Labor: 2 total, including	
■ Registered Nurses (RNs)	2	■ Nursing	2
■ Licensed Practical Nurses (LPNs)	15	■ Therapists	0
■ Certified Nursing Assistants (CNAs)	35	■ Other	0
Administrative	9	Plant Operations and Maintenance	2

- New Jersey nursing homes are subject to a quarterly assessment of \$11.92 per non-Medicare day. Annually, this tax totals \$496,075 for Brandywine Senior Care at Moorestown.
- Total Employee Payroll: \$5,012,318
- Estimated State Income Taxes Paid by Employees: \$276,931

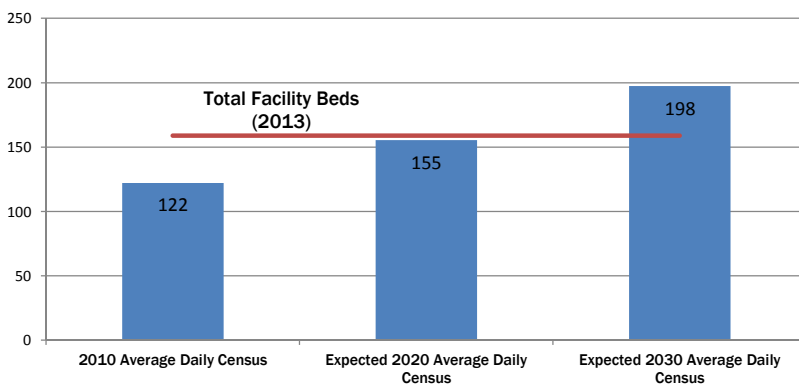
Statistical Profile

■ Medicare Ratings (from 1 to 5 stars)		Avg. Daily Census	Medicare 19.9	Medicaid 0.0	All Other 114.0	Total 133.9
Medicare Overall Rating	★★★★★	Avg. Length of Stay	29.9	0.0	385.3	139.3
Medicare Quality Measure Rating	★★★★	Occupancy Rate	12.5%	0.0%	71.7%	84.2%
% Medicare Days in Ultra/Very High RUGs	71.1%					
Routine Cost per Day	\$64.29					
Total Beds	159					



- More than half of New Jersey's nursing home residents receive financial assistance from Medicaid, the health care program for low-income individuals that is funded by the federal and state governments. Medicaid pays nursing homes significantly lower than the cost of care. An American Health Care Association study indicates New Jersey Medicaid pays nursing homes 18 percent less than cost, resulting in an estimated \$500 million shortfall statewide between the Medicaid rate and the actual cost of care in 2013.

Community Need



New Jersey is striving to reduce institutional long term care use under Medicaid. However, the demographic trend for New Jersey indicates that nursing home bed capacity must remain stable to accommodate the need for advanced care among the oldest and frailest.

National data indicates that on average, 35 percent of people aged 65+ will enter a nursing home for varying lengths of stay. In addition, New Jersey's elderly population is projected to increase by 27.2 percent between 2010 and 2020, and by an additional 27.1 percent between 2020 and 2030, yielding approximately 1.9 million elderly residents by 2030.

The need for Brandywine Senior Care at Moorestown's services will continue to increase as the Baby-Boom generation ages.



Note: Figures may not add due to rounding.

BRIARWOOD CARE & REHABILITATION CENTER

Ownership: For-profit

BPCI Model Participation: None

Annual Contributions to Local and State Economy

Total Expenditures: \$16,764,000

- 175 full-time equivalent jobs (salaried and contract), including key areas such as

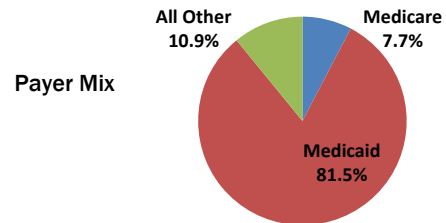
Therapists	0	Dietary & Housekeeping	19
Nurses: 98 total, including		Contract Labor: 18 total, including	
■ Registered Nurses (RNs)	19	■ Nursing	11
■ Licensed Practical Nurses (LPNs)	15	■ Therapists	6
■ Certified Nursing Assistants (CNAs)	64	■ Other	0
Administrative	8	Plant Operations and Maintenance	2

- New Jersey nursing homes are subject to a quarterly assessment of \$11.92 per non-Medicare day. Annually, this tax totals \$761,664 for Briarwood Care & Rehabilitation Center.
- Total Employee Payroll: \$6,605,413
- Estimated State Income Taxes Paid by Employees: \$364,949

Statistical Profile

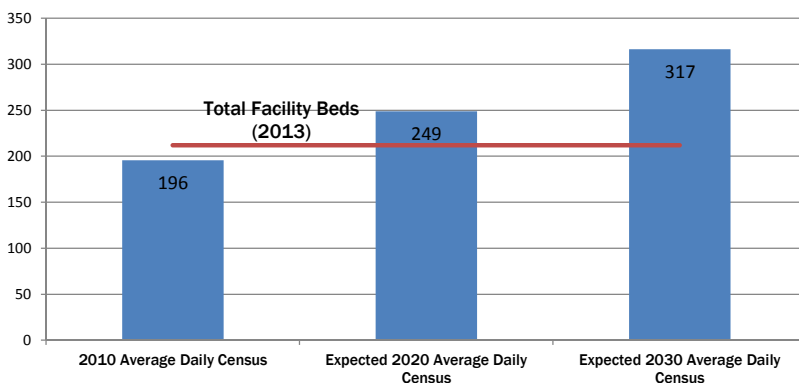
■ Medicare Ratings (from 1 to 5 stars)		Avg. Daily Census	Medicare 14.5	Medicaid 154.4	All Other 20.7	Total 189.6
Medicare Overall Rating	★★★	Avg. Length of Stay	34.6	281.8	40.1	127.9
Medicare Quality Measure Rating	★★★	Occupancy Rate	6.8%	72.8%	9.7%	89.4%

% Medicare Days in Ultra/Very High RUGs	81.7%
Routine Cost per Day	\$207.58
Total Beds	212



- More than half of New Jersey's nursing home residents receive financial assistance from Medicaid, the health care program for low-income individuals that is funded by the federal and state governments. Medicaid pays nursing homes significantly lower than the cost of care. An American Health Care Association study indicates New Jersey Medicaid pays nursing homes 18 percent less than cost, resulting in an estimated \$500 million shortfall statewide between the Medicaid rate and the actual cost of care in 2013.

Community Need



New Jersey is striving to reduce institutional long term care use under Medicaid. However, the demographic trend for New Jersey indicates that nursing home bed capacity must remain stable to accommodate the need for advanced care among the oldest and frailest.

National data indicates that on average, 35 percent of people aged 65+ will enter a nursing home for varying lengths of stay. In addition, New Jersey's elderly population is projected to increase by 27.2 percent between 2010 and 2020, and by an additional 27.1 percent between 2020 and 2030, yielding approximately 1.9 million elderly residents by 2030.

The need for Briarwood Care & Rehabilitation Center's services will continue to increase as the Baby-Boom generation ages.



Note: Figures may not add due to rounding.

BRIDGEWAY CARE AND REHAB CENTER AT BRIDGEWATER

Ownership: For-profit

BPCI Model Participation: Model 3

Annual Contributions to Local and State Economy

Total Expenditures: \$13,359,900

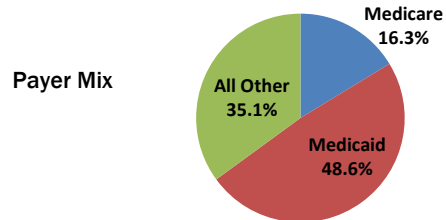
- 169 full-time equivalent jobs (salaried and contract), including key areas such as

Therapists	0	Dietary & Housekeeping	33
Nurses: 95 total, including		Contract Labor: 14 total, including	
■ Registered Nurses (RNs)	19	■ Nursing	6
■ Licensed Practical Nurses (LPNs)	15	■ Therapists	9
■ Certified Nursing Assistants (CNAs)	61	■ Other	0
Administrative	13	Plant Operations and Maintenance	3

- New Jersey nursing homes are subject to a quarterly assessment of \$11.92 per non-Medicare day. Annually, this tax totals \$515,278 for Bridgeway Care and Rehab Center at Bridgewater.
- Total Employee Payroll: \$6,921,007
- Estimated State Income Taxes Paid by Employees: \$382,386

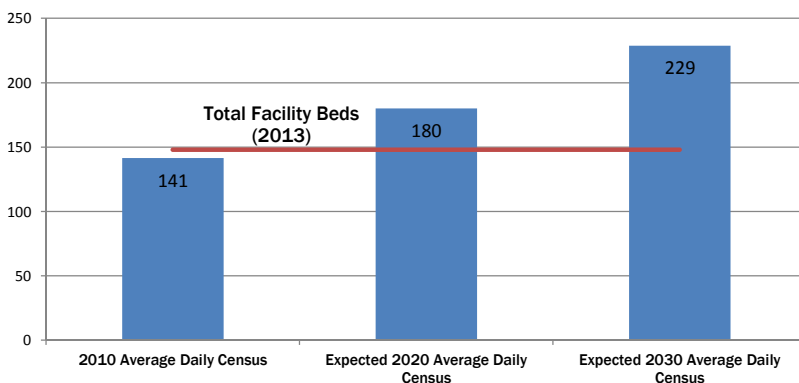
Statistical Profile

■ Medicare Ratings (from 1 to 5 stars)		Avg. Daily Census	Medicare 23.1	Medicaid 68.8	All Other 49.6	Total 141.5
Medicare Overall Rating	★★★★★	Avg. Length of Stay	28.2	3,140.4	29.3	56.0
Medicare Quality Measure Rating	★★★★★	Occupancy Rate	15.6%	46.5%	33.5%	95.6%
% Medicare Days in Ultra/Very High RUGs	93.0%					
Routine Cost per Day	\$210.37					
Total Beds	148					



- More than half of New Jersey's nursing home residents receive financial assistance from Medicaid, the health care program for low-income individuals that is funded by the federal and state governments. Medicaid pays nursing homes significantly lower than the cost of care. An American Health Care Association study indicates New Jersey Medicaid pays nursing homes 18 percent less than cost, resulting in an estimated \$500 million shortfall statewide between the Medicaid rate and the actual cost of care in 2013.

Community Need



New Jersey is striving to reduce institutional long term care use under Medicaid. However, the demographic trend for New Jersey indicates that nursing home bed capacity must remain stable to accommodate the need for advanced care among the oldest and frailest.

National data indicates that on average, 35 percent of people aged 65+ will enter a nursing home for varying lengths of stay. In addition, New Jersey's elderly population is projected to increase by 27.2 percent between 2010 and 2020, and by an additional 27.1 percent between 2020 and 2030, yielding approximately 1.9 million elderly residents by 2030.

The need for Bridgeway Care and Rehab Center at Bridgewater's services will continue to increase as the Baby-Boom generation ages.



Note: Figures may not add due to rounding.

BRIDGEWAY CARE AND REHAB CENTER AT HILLSBOROUGH

Ownership: For-profit

BPCI Model Participation: None

Annual Contributions to Local and State Economy

Total Expenditures: \$12,243,100

- 195 full-time equivalent jobs (salaried and contract), including key areas such as

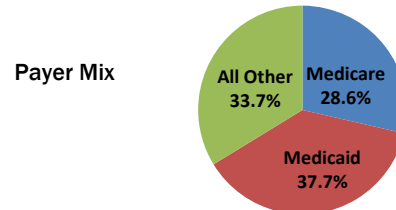
Therapists	0	Dietary & Housekeeping	42
Nurses: 90 total, including		Contract Labor: 21 total, including	
■ Registered Nurses (RNs)	31	■ Nursing	9
■ Licensed Practical Nurses (LPNs)	11	■ Therapists	12
■ Certified Nursing Assistants (CNAs)	49	■ Other	0
Administrative	13	Plant Operations and Maintenance	2

- New Jersey nursing homes are subject to a quarterly assessment of \$11.92 per non-Medicare day. Annually, this tax totals \$335,703 for Bridgeway Care and Rehab Center at Hillsborough.
- Total Employee Payroll: \$6,517,741
- Estimated State Income Taxes Paid by Employees: \$360,105

Statistical Profile

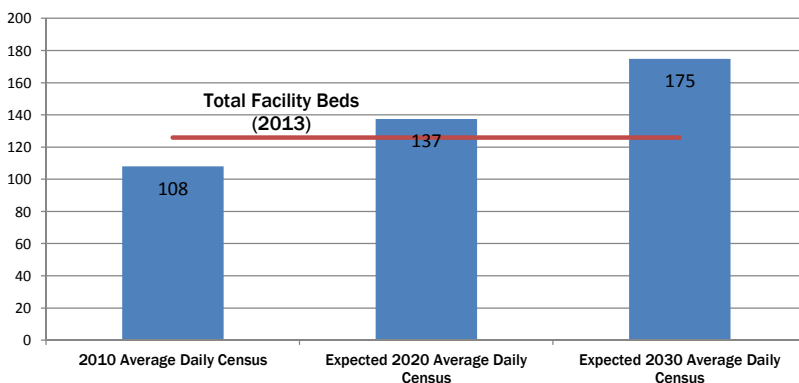
■ Medicare Ratings (from 1 to 5 stars)		Avg. Daily Census	Medicare 30.9	Medicaid 40.7	All Other 36.5	Total 108.1
Medicare Overall Rating	★★	Avg. Length of Stay	26.8	2,971.2	68.6	63.6
Medicare Quality Measure Rating	★★★★★	Occupancy Rate	24.5%	32.3%	28.9%	85.8%

% Medicare Days in Ultra/Very High RUGs	87.4%
Routine Cost per Day	\$283.76
Total Beds	126



- More than half of New Jersey's nursing home residents receive financial assistance from Medicaid, the health care program for low-income individuals that is funded by the federal and state governments. Medicaid pays nursing homes significantly lower than the cost of care. An American Health Care Association study indicates New Jersey Medicaid pays nursing homes 18 percent less than cost, resulting in an estimated \$500 million shortfall statewide between the Medicaid rate and the actual cost of care in 2013.

Community Need



New Jersey is striving to reduce institutional long term care use under Medicaid. However, the demographic trend for New Jersey indicates that nursing home bed capacity must remain stable to accommodate the need for advanced care among the oldest and frailest.

National data indicates that on average, 35 percent of people aged 65+ will enter a nursing home for varying lengths of stay. In addition, New Jersey's elderly population is projected to increase by 27.2 percent between 2010 and 2020, and by an additional 27.1 percent between 2020 and 2030, yielding approximately 1.9 million elderly residents by 2030.

The need for Bridgeway Care and Rehab Center at Hillsborough's services will continue to increase as the Baby-Boom generation ages.



Note: Figures may not add due to rounding.

BRIGHTON GARDENS OF EDISON

Ownership: For-profit

BPCI Model Participation: None

Annual Contributions to Local and State Economy

Total Expenditures: \$10,121,800

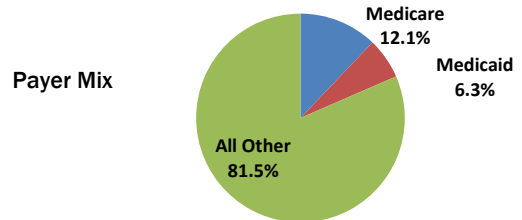
- 117 full-time equivalent jobs (salaried and contract), including key areas such as

Therapists	0	Dietary & Housekeeping	19
Nurses: 24 total, including		Contract Labor: 0 total, including	
■ Registered Nurses (RNs)	6	■ Nursing	0
■ Licensed Practical Nurses (LPNs)	6	■ Therapists	0
■ Certified Nursing Assistants (CNAs)	12	■ Other	0
Administrative	7	Plant Operations and Maintenance	2

- New Jersey nursing homes are subject to a quarterly assessment of \$11.92 per non-Medicare day. Annually, this tax totals \$458,026 for Brighton Gardens of Edison.
- Total Employee Payroll: \$4,584,568
- Estimated State Income Taxes Paid by Employees: \$253,297

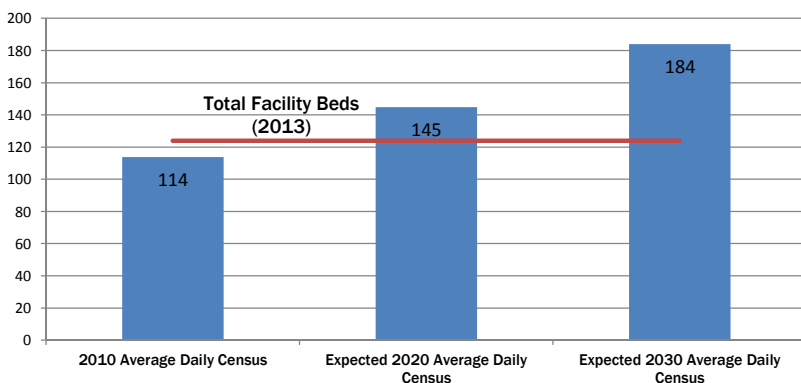
Statistical Profile

■ Medicare Ratings (from 1 to 5 stars)		Avg. Daily Census	Medicare 14.5	Medicaid 7.6	All Other 97.7	Total 119.8
Medicare Overall Rating	★★★	Avg. Length of Stay	25.5	462.5	379.3	142.0
Medicare Quality Measure Rating	★★★★	Occupancy Rate	11.7%	6.1%	78.8%	96.6%
% Medicare Days in Ultra/Very High RUGs	89.9%					
Routine Cost per Day	\$56.82					
Total Beds	124					



- More than half of New Jersey's nursing home residents receive financial assistance from Medicaid, the health care program for low-income individuals that is funded by the federal and state governments. Medicaid pays nursing homes significantly lower than the cost of care. An American Health Care Association study indicates New Jersey Medicaid pays nursing homes 18 percent less than cost, resulting in an estimated \$500 million shortfall statewide between the Medicaid rate and the actual cost of care in 2013.

Community Need



New Jersey is striving to reduce institutional long term care use under Medicaid. However, the demographic trend for New Jersey indicates that nursing home bed capacity must remain stable to accommodate the need for advanced care among the oldest and frailest.

National data indicates that on average, 35 percent of people aged 65+ will enter a nursing home for varying lengths of stay. In addition, New Jersey's elderly population is projected to increase by 27.2 percent between 2010 and 2020, and by an additional 27.1 percent between 2020 and 2030, yielding approximately 1.9 million elderly residents by 2030.

The need for Brighton Gardens of Edison's services will continue to increase as the Baby-Boom generation ages.



Note: Figures may not add due to rounding.

BRISTOL GLEN SNF

Ownership: Nonprofit

BPCI Model Participation: Model 3

Annual Contributions to Local and State Economy

Total Expenditures: \$16,904,200

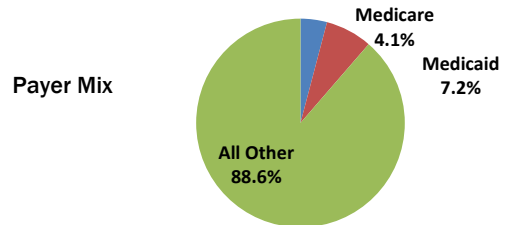
- 164 full-time equivalent jobs (salaried and contract), including key areas such as

Therapists	0	Dietary & Housekeeping	49
Nurses: 47 total, including		Contract Labor: 0 total, including	
■ Registered Nurses (RNs)	11	■ Nursing	0
■ Licensed Practical Nurses (LPNs)	7	■ Therapists	0
■ Certified Nursing Assistants (CNAs)	29	■ Other	0
Administrative	13	Plant Operations and Maintenance	9

- New Jersey nursing homes are subject to a quarterly assessment of \$11.92 per non-Medicare day. Annually, this tax totals \$1,007,168 for Bristol Glen SNF.
- Total Employee Payroll: \$6,197,910
- Estimated State Income Taxes Paid by Employees: \$342,435

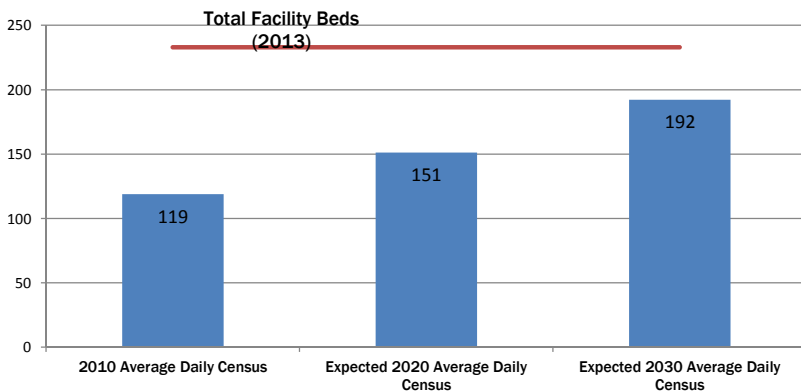
Statistical Profile

■ Medicare Ratings (from 1 to 5 stars)		Avg. Daily Census	Medicare 10.0	Medicaid 17.5	All Other 214.0	Total 241.5
Medicare Overall Rating	★★★	Avg. Length of Stay	29.6	6,380.0	2,893.1	583.7
Medicare Quality Measure Rating	★★★★	Occupancy Rate	4.3%	7.5%	91.9%	103.6%
% Medicare Days in Ultra/Very High RUGs	89.1%					
Routine Cost per Day	\$62.61					
Total Beds	233					



- More than half of New Jersey's nursing home residents receive financial assistance from Medicaid, the health care program for low-income individuals that is funded by the federal and state governments. Medicaid pays nursing homes significantly lower than the cost of care. An American Health Care Association study indicates New Jersey Medicaid pays nursing homes 18 percent less than cost, resulting in an estimated \$500 million shortfall statewide between the Medicaid rate and the actual cost of care in 2013.

Community Need



New Jersey is striving to reduce institutional long term care use under Medicaid. However, the demographic trend for New Jersey indicates that nursing home bed capacity must remain stable to accommodate the need for advanced care among the oldest and frailest.

National data indicates that on average, 35 percent of people aged 65+ will enter a nursing home for varying lengths of stay. In addition, New Jersey's elderly population is projected to increase by 27.2 percent between 2010 and 2020, and by an additional 27.1 percent between 2020 and 2030, yielding approximately 1.9 million elderly residents by 2030.

The need for Bristol Glen SNF's services will continue to increase as the Baby-Boom generation ages.



Note: Figures may not add due to rounding.

BROADWAY HOUSE FOR CONTINUING CARE

Ownership: Nonprofit

BPCI Model Participation: None

Annual Contributions to Local and State Economy

Total Expenditures: \$9,520,600

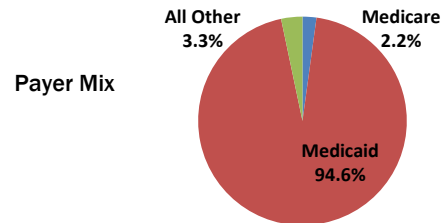
- 80 full-time equivalent jobs (salaried and contract), including key areas such as

Therapists	0	Dietary & Housekeeping	1
Nurses: 27 total, including		Contract Labor: 23 total, including	
■ Registered Nurses (RNs)	13	■ Nursing	22
■ Licensed Practical Nurses (LPNs)	14	■ Therapists	1
■ Certified Nursing Assistants (CNAs)	1	■ Other	0
Administrative	10	Plant Operations and Maintenance	0

- New Jersey nursing homes are subject to a quarterly assessment of \$11.92 per non-Medicare day. Annually, this tax totals \$246,255 for Broadway House for Continuing Care.
- Total Employee Payroll: \$3,617,203
- Estimated State Income Taxes Paid by Employees: \$199,850

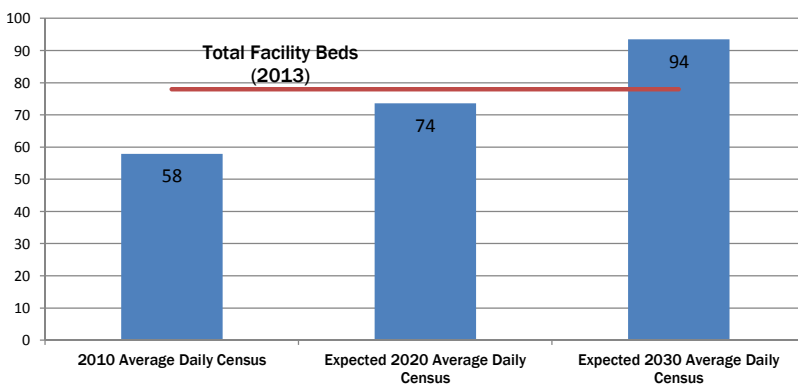
Statistical Profile

■ Medicare Ratings (from 1 to 5 stars)		Avg. Daily Census	Medicare 1.3	Medicaid 54.7	All Other 1.9	Total 57.9
Medicare Overall Rating	★★★	Avg. Length of Stay	50.8	464.3	62.9	335.2
Medicare Quality Measure Rating	★★★★	Occupancy Rate	1.6%	70.1%	2.4%	74.2%
% Medicare Days in Ultra/Very High RUGs	55.8%					
Routine Cost per Day	\$406.26					
Total Beds	78					
<i>Inclusive of 78 HIV/AIDS SCNF beds</i>						



- More than half of New Jersey's nursing home residents receive financial assistance from Medicaid, the health care program for low-income individuals that is funded by the federal and state governments. Medicaid pays nursing homes significantly lower than the cost of care. An American Health Care Association study indicates New Jersey Medicaid pays nursing homes 18 percent less than cost, resulting in an estimated \$500 million shortfall statewide between the Medicaid rate and the actual cost of care in 2013.

Community Need



New Jersey is striving to reduce institutional long term care use under Medicaid. However, the demographic trend for New Jersey indicates that nursing home bed capacity must remain stable to accommodate the need for advanced care among the oldest and frailest.

National data indicates that on average, 35 percent of people aged 65+ will enter a nursing home for varying lengths of stay. In addition, New Jersey's elderly population is projected to increase by 27.2 percent between 2010 and 2020, and by an additional 27.1 percent between 2020 and 2030, yielding approximately 1.9 million elderly residents by 2030.

The need for Broadway House for Continuing Care's services will continue to increase as the Baby-Boom generation ages.



Note: Figures may not add due to rounding.

BROOKHAVEN HEALTH CARE CENTER

Ownership: For-profit

BPCI Model Participation: None

Annual Contributions to Local and State Economy

Total Expenditures: \$11,329,100

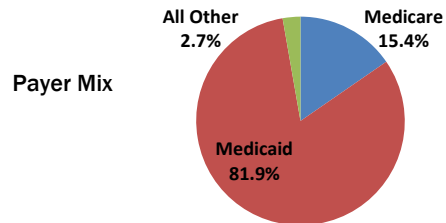
- 125 full-time equivalent jobs (salaried and contract), including key areas such as

Therapists	7	Dietary & Housekeeping	15
Nurses: 0 total, including		Contract Labor: 81 total, including	
■ Registered Nurses (RNs)	0	■ Nursing	81
■ Licensed Practical Nurses (LPNs)	0	■ Therapists	0
■ Certified Nursing Assistants (CNAs)	0	■ Other	0
Administrative	12	Plant Operations and Maintenance	2

- New Jersey nursing homes are subject to a quarterly assessment of \$11.92 per non-Medicare day. Annually, this tax totals \$427,272 for Brookhaven Health Care Center.
- Total Employee Payroll: \$2,052,603
- Estimated State Income Taxes Paid by Employees: \$113,406

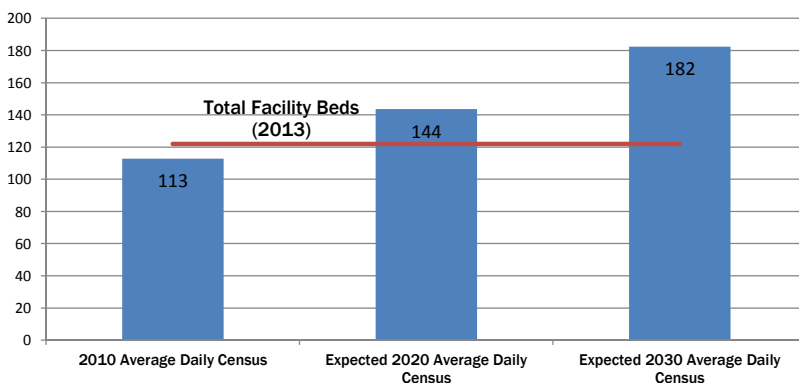
Statistical Profile

■ Medicare Ratings (from 1 to 5 stars)		Avg. Daily Census	Medicare 17.9	Medicaid 95.0	All Other 3.2	Total 116.1
Medicare Overall Rating	★★★★★	Avg. Length of Stay	63.4	255.1	11.6	125.4
Medicare Quality Measure Rating	★★★★★	Occupancy Rate	14.7%	77.9%	2.6%	95.2%
% Medicare Days in Ultra/Very High RUGs	87.7%					
Routine Cost per Day	\$213.34					
Total Beds	122					



- More than half of New Jersey's nursing home residents receive financial assistance from Medicaid, the health care program for low-income individuals that is funded by the federal and state governments. Medicaid pays nursing homes significantly lower than the cost of care. An American Health Care Association study indicates New Jersey Medicaid pays nursing homes 18 percent less than cost, resulting in an estimated \$500 million shortfall statewide between the Medicaid rate and the actual cost of care in 2013.

Community Need



New Jersey is striving to reduce institutional long term care use under Medicaid. However, the demographic trend for New Jersey indicates that nursing home bed capacity must remain stable to accommodate the need for advanced care among the oldest and frailest.

National data indicates that on average, 35 percent of people aged 65+ will enter a nursing home for varying lengths of stay. In addition, New Jersey's elderly population is projected to increase by 27.2 percent between 2010 and 2020, and by an additional 27.1 percent between 2020 and 2030, yielding approximately 1.9 million elderly residents by 2030.

The need for Brookhaven Health Care Center's services will continue to increase as the Baby-Boom generation ages.



Note: Figures may not add due to rounding.

BUCKINGHAM AT NORWOOD

Ownership: For-profit

BPCI Model Participation: Model 3

Annual Contributions to Local and State Economy

Total Expenditures: \$24,264,100

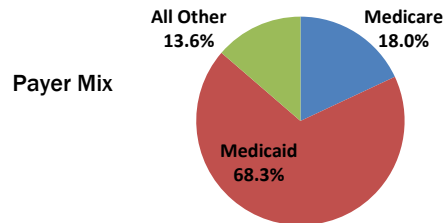
- 226 full-time equivalent jobs (salaried and contract), including key areas such as

Therapists	0	Dietary & Housekeeping	30
Nurses: 119 total, including		Contract Labor: 28 total, including	
■ Registered Nurses (RNs)	21	■ Nursing	7
■ Licensed Practical Nurses (LPNs)	25	■ Therapists	20
■ Certified Nursing Assistants (CNAs)	73	■ Other	0
Administrative	11	Plant Operations and Maintenance	3

- New Jersey nursing homes are subject to a quarterly assessment of \$11.92 per non-Medicare day. Annually, this tax totals \$787,542 for Buckingham at Norwood.
- Total Employee Payroll: \$8,454,526
- Estimated State Income Taxes Paid by Employees: \$467,113

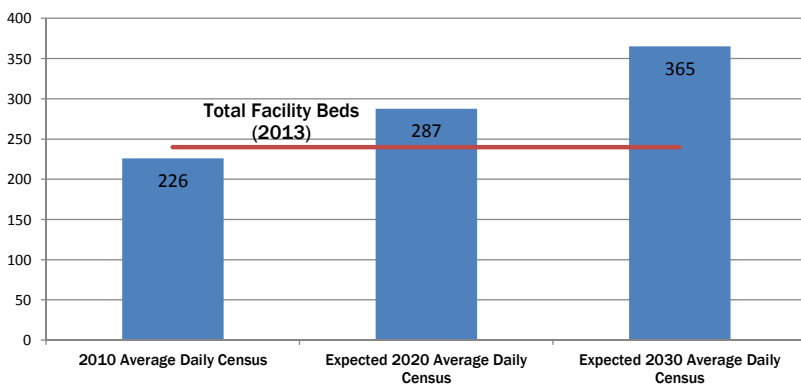
Statistical Profile

■ Medicare Ratings (from 1 to 5 stars)		Avg. Daily Census	Medicare 39.8	Medicaid 150.9	All Other 30.1	Total 220.8
Medicare Overall Rating	★★★★★	Avg. Length of Stay	33.9	724.6	55.8	114.8
Medicare Quality Measure Rating	★★★★★	Occupancy Rate	16.6%	62.9%	12.6%	92.0%
% Medicare Days in Ultra/Very High RUGs	94.9%					
Routine Cost per Day	\$217.67					
Total Beds	240					



- More than half of New Jersey's nursing home residents receive financial assistance from Medicaid, the health care program for low-income individuals that is funded by the federal and state governments. Medicaid pays nursing homes significantly lower than the cost of care. An American Health Care Association study indicates New Jersey Medicaid pays nursing homes 18 percent less than cost, resulting in an estimated \$500 million shortfall statewide between the Medicaid rate and the actual cost of care in 2013.

Community Need



New Jersey is striving to reduce institutional long term care use under Medicaid. However, the demographic trend for New Jersey indicates that nursing home bed capacity must remain stable to accommodate the need for advanced care among the oldest and frailest.

National data indicates that on average, 35 percent of people aged 65+ will enter a nursing home for varying lengths of stay. In addition, New Jersey's elderly population is projected to increase by 27.2 percent between 2010 and 2020, and by an additional 27.1 percent between 2020 and 2030, yielding approximately 1.9 million elderly residents by 2030.

The need for Buckingham at Norwood's services will continue to increase as the Baby-Boom generation ages.



Note: Figures may not add due to rounding.

BURLINGTON WOODS

Ownership: For-profit

BPCI Model Participation: None

Annual Contributions to Local and State Economy

Total Expenditures: \$17,225,900

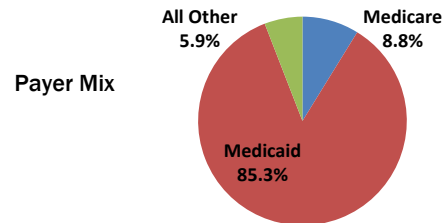
- 201 full-time equivalent jobs (salaried and contract), including key areas such as

Therapists	0	Dietary & Housekeeping	37
Nurses: 126 total, including		Contract Labor: 10 total, including	
■ Registered Nurses (RNs)	31	■ Nursing	1
■ Licensed Practical Nurses (LPNs)	26	■ Therapists	9
■ Certified Nursing Assistants (CNAs)	69	■ Other	0
Administrative	9	Plant Operations and Maintenance	4

- New Jersey nursing homes are subject to a quarterly assessment of \$11.92 per non-Medicare day. Annually, this tax totals \$739,982 for Burlington Woods.
- Total Employee Payroll: \$7,667,995
- Estimated State Income Taxes Paid by Employees: \$423,657

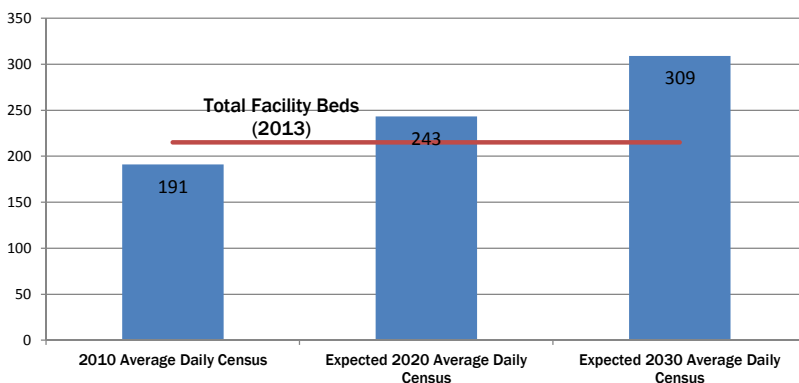
Statistical Profile

■ Medicare Ratings (from 1 to 5 stars)		Avg. Daily Census	Medicare 16.4	Medicaid 159.1	All Other 11.0	Total 186.5
Medicare Overall Rating	★	Avg. Length of Stay	49.2	691.3	34.5	211.4
Medicare Quality Measure Rating	★★★	Occupancy Rate	7.6%	74.0%	5.1%	86.8%
% Medicare Days in Ultra/Very High RUGs	58.5%					
Routine Cost per Day	\$207.52					
Total Beds	215					



- More than half of New Jersey's nursing home residents receive financial assistance from Medicaid, the health care program for low-income individuals that is funded by the federal and state governments. Medicaid pays nursing homes significantly less than the cost of care. An American Health Care Association study indicates New Jersey Medicaid pays nursing homes 18 percent less than cost, resulting in an estimated \$500 million shortfall statewide between the Medicaid rate and the actual cost of care in 2013.

Community Need



New Jersey is striving to reduce institutional long term care use under Medicaid. However, the demographic trend for New Jersey indicates that nursing home bed capacity must remain stable to accommodate the need for advanced care among the oldest and frailest.

National data indicates that on average, 35 percent of people aged 65+ will enter a nursing home for varying lengths of stay. In addition, New Jersey's elderly population is projected to increase by 27.2 percent between 2010 and 2020, and by an additional 27.1 percent between 2020 and 2030, yielding approximately 1.9 million elderly residents by 2030.

The need for Burlington Woods's services will continue to increase as the Baby-Boom generation ages.



Note: Figures may not add due to rounding.

CADBURY NURSING & REHABILITATION CENTER

Ownership: Nonprofit

BPCI Model Participation: None

Annual Contributions to Local and State Economy

Total Expenditures: \$20,422,100

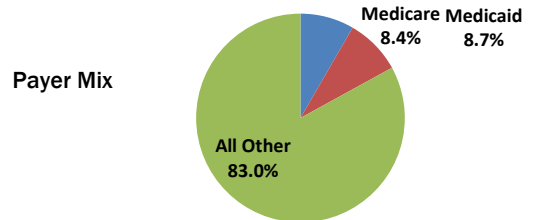
- 242 full-time equivalent jobs (salaried and contract), including key areas such as

Therapists	0	Dietary & Housekeeping	74
Nurses: 68 total, including		Contract Labor: 10 total, including	
■ Registered Nurses (RNs)	20	■ Nursing	1
■ Licensed Practical Nurses (LPNs)	7	■ Therapists	9
■ Certified Nursing Assistants (CNAs)	41	■ Other	0
Administrative	16	Plant Operations and Maintenance	21

- New Jersey nursing homes are subject to a quarterly assessment of \$11.92 per non-Medicare day. Annually, this tax totals \$1,102,564 for Cadbury Nursing & Rehabilitation Center.
- Total Employee Payroll: \$8,828,508
- Estimated State Income Taxes Paid by Employees: \$487,775

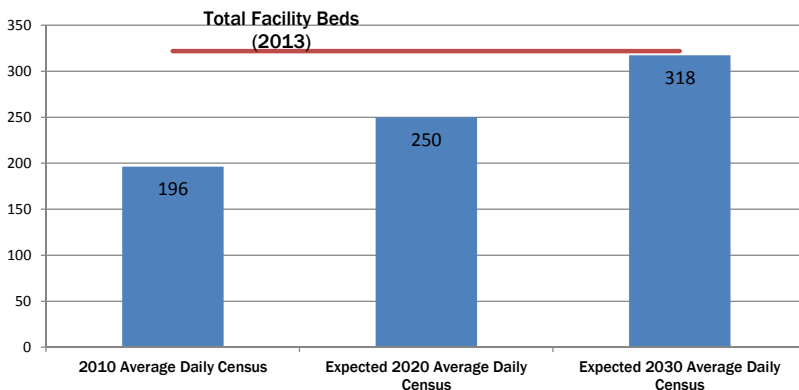
Statistical Profile

■ Medicare Ratings (from 1 to 5 stars)		Avg. Daily Census	Medicare 23.1	Medicaid 23.9	All Other 229.5	Total 276.6
Medicare Overall Rating	★★	Avg. Length of Stay	31.9	312.0	1,709.4	295.2
Medicare Quality Measure Rating	★★★★	Occupancy Rate	7.2%	7.4%	71.3%	85.9%
% Medicare Days in Ultra/Very High RUGs	73.0%					
Routine Cost per Day	\$92.99					
Total Beds	322					



- More than half of New Jersey's nursing home residents receive financial assistance from Medicaid, the health care program for low-income individuals that is funded by the federal and state governments. Medicaid pays nursing homes significantly lower than the cost of care. An American Health Care Association study indicates New Jersey Medicaid pays nursing homes 18 percent less than cost, resulting in an estimated \$500 million shortfall statewide between the Medicaid rate and the actual cost of care in 2013.

Community Need



New Jersey is striving to reduce institutional long term care use under Medicaid. However, the demographic trend for New Jersey indicates that nursing home bed capacity must remain stable to accommodate the need for advanced care among the oldest and frailest.

National data indicates that on average, 35 percent of people aged 65+ will enter a nursing home for varying lengths of stay. In addition, New Jersey's elderly population is projected to increase by 27.2 percent between 2010 and 2020, and by an additional 27.1 percent between 2020 and 2030, yielding approximately 1.9 million elderly residents by 2030.

The need for Cadbury Nursing & Rehabilitation Center's services will continue to increase as the Baby-Boom generation ages.



Note: Figures may not add due to rounding.

CANTERBURY AT CEDAR GROVE

Ownership: For-profit

BPCI Model Participation: Model 3

Annual Contributions to Local and State Economy

Total Expenditures: \$15,985,200

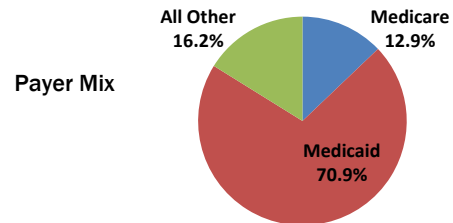
- 148 full-time equivalent jobs (salaried and contract), including key areas such as

Therapists	0	Dietary & Housekeeping	16
Nurses: 94 total, including		Contract Labor: 9 total, including	
■ Registered Nurses (RNs)	18	■ Nursing	0
■ Licensed Practical Nurses (LPNs)	17	■ Therapists	9
■ Certified Nursing Assistants (CNAs)	60	■ Other	0
Administrative	7	Plant Operations and Maintenance	1

- New Jersey nursing homes are subject to a quarterly assessment of \$11.92 per non-Medicare day. Annually, this tax totals \$621,938 for Canterbury at Cedar Grove.
- Total Employee Payroll: \$6,119,509
- Estimated State Income Taxes Paid by Employees: \$338,103

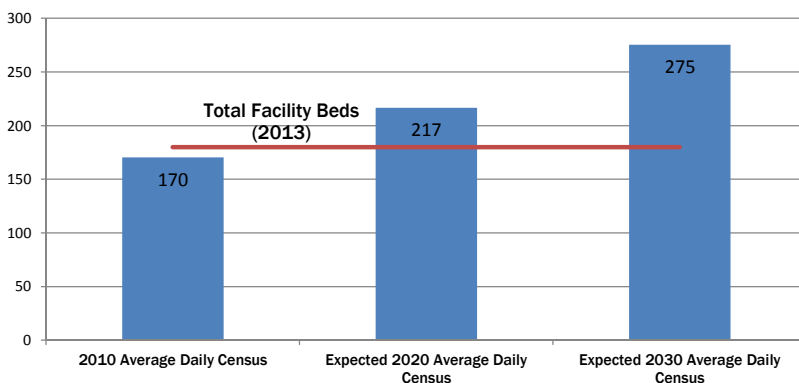
Statistical Profile

■ Medicare Ratings (from 1 to 5 stars)		Avg. Daily Census	Medicare 21.1	Medicaid 116.4	All Other 26.5	Total 164.1
Medicare Overall Rating	★★	Avg. Length of Stay	41.0	297.1	78.8	131.9
Medicare Quality Measure Rating	★★★★★	Occupancy Rate	11.7%	64.7%	14.7%	91.2%
% Medicare Days in Ultra/Very High RUGs	90.7%					
Routine Cost per Day	\$210.50					
Total Beds	180					



- More than half of New Jersey's nursing home residents receive financial assistance from Medicaid, the health care program for low-income individuals that is funded by the federal and state governments. Medicaid pays nursing homes significantly lower than the cost of care. An American Health Care Association study indicates New Jersey Medicaid pays nursing homes 18 percent less than cost, resulting in an estimated \$500 million shortfall statewide between the Medicaid rate and the actual cost of care in 2013.

Community Need



New Jersey is striving to reduce institutional long term care use under Medicaid. However, the demographic trend for New Jersey indicates that nursing home bed capacity must remain stable to accommodate the need for advanced care among the oldest and frailest.

National data indicates that on average, 35 percent of people aged 65+ will enter a nursing home for varying lengths of stay. In addition, New Jersey's elderly population is projected to increase by 27.2 percent between 2010 and 2020, and by an additional 27.1 percent between 2020 and 2030, yielding approximately 1.9 million elderly residents by 2030.

The need for Canterbury at Cedar Grove's services will continue to increase as the Baby-Boom generation ages.



Note: Figures may not add due to rounding.

CARE CONNECTION RAHWAY

Ownership: Nonprofit

BPCI Model Participation: None

Annual Contributions to Local and State Economy

Total Expenditures: \$2,073,600

- 29 full-time equivalent jobs (salaried and contract), including therapists, nurses, dietary and housekeeping, plant operations and maintenance, administrative and contract labor.

¹ This provider reports its data as a subprovider on another facility's Medicare Cost Report. Subproviders are required to submit a more limited set of data to Medicare on their annual cost reports.

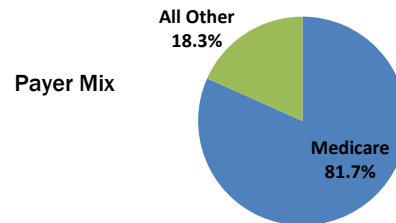
As a result, certain sections of this report cannot be presented for nursing homes reporting as subproviders, as CMS does not collect the necessary data.

Information affected by this data reporting structure include the detailed breakout of FTE jobs by position and the calculation of average length of stay.

- New Jersey nursing homes are subject to a quarterly assessment of \$11.92 per non-Medicare day. Annually, this tax totals \$16,080 for Care Connection Rahway.
- Total Employee Payroll: \$1,688,148
- Estimated State Income Taxes Paid by Employees: \$93,270

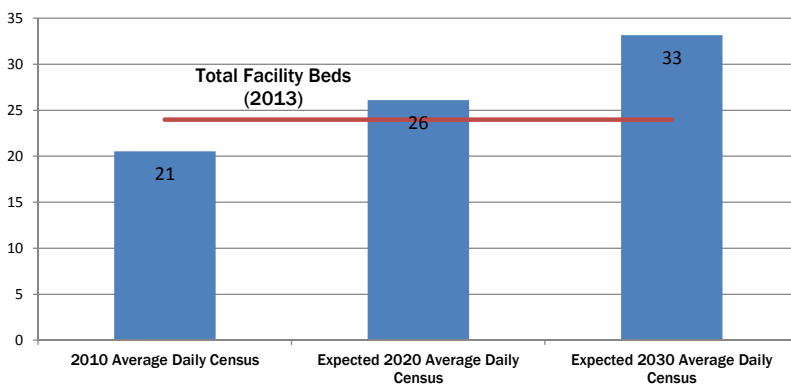
Statistical Profile

<ul style="list-style-type: none"> ■ Medicare Ratings (from 1 to 5 stars) 					
Medicare Overall Rating	★★	Avg. Daily Census	16.5	Medicare	16.5
Medicare Quality Measure Rating	★★★★★	Avg. Length of Stay	N/A ¹	Medicaid	0.0
% Medicare Days in Ultra/Very High RUGs	69.1%	Occupancy Rate	68.6%	All Other	3.7
Routine Cost per Day	\$569.60			Total	20.2
Total Beds	24				



- More than half of New Jersey's nursing home residents receive financial assistance from Medicaid, the health care program for low-income individuals that is funded by the federal and state governments. Medicaid pays nursing homes significantly lower than the cost of care. An American Health Care Association study indicates New Jersey Medicaid pays nursing homes 18 percent less than cost, resulting in an estimated \$500 million shortfall statewide between the Medicaid rate and the actual cost of care in 2013.

Community Need



New Jersey is striving to reduce institutional long term care use under Medicaid. However, the demographic trend for New Jersey indicates that nursing home bed capacity must remain stable to accommodate the need for advanced care among the oldest and frailest.

National data indicates that on average, 35 percent of people aged 65+ will enter a nursing home for varying lengths of stay. In addition, New Jersey's elderly population is projected to increase by 27.2 percent between 2010 and 2020, and by an additional 27.1 percent between 2020 and 2030, yielding approximately 1.9 million elderly residents by 2030.

The need for Care Connection Rahway's services will continue to increase as the Baby-Boom generation ages.



Note: Figures may not add due to rounding.

CARE ONE AT CRESSKILL

Ownership: For-profit

BPCI Model Participation: Model 3

Annual Contributions to Local and State Economy

Total Expenditures: \$14,419,800

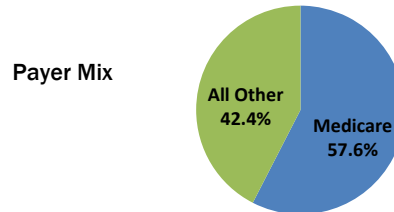
- 135 full-time equivalent jobs (salaried and contract), including key areas such as

Therapists	14	Dietary & Housekeeping	22
Nurses: 61 total, including		Contract Labor: 9 total, including	
■ Registered Nurses (RNs)	15	■ Nursing	0
■ Licensed Practical Nurses (LPNs)	17	■ Therapists	9
■ Certified Nursing Assistants (CNAs)	29	■ Other	0
Administrative	9	Plant Operations and Maintenance	1

- New Jersey nursing homes are subject to a quarterly assessment of \$11.92 per non-Medicare day. Annually, this tax totals \$162,791 for Care One at Cresskill.
- Total Employee Payroll: \$6,063,386
- Estimated State Income Taxes Paid by Employees: \$335,002

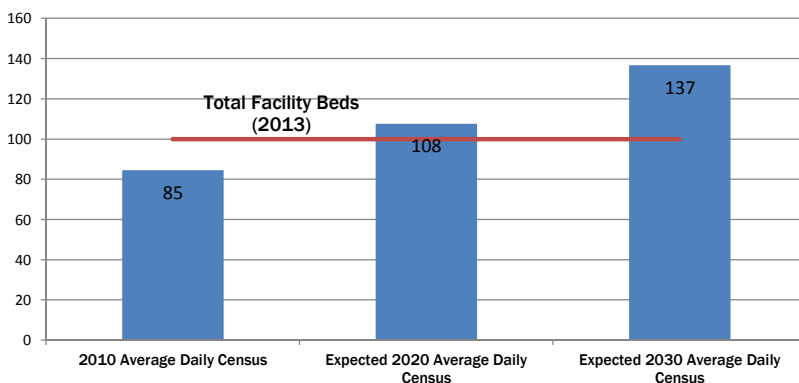
Statistical Profile

■ Medicare Ratings (from 1 to 5 stars)		Avg. Daily Census	Medicare 50.7	Medicaid 0.0	All Other 37.4	Total 88.2
Medicare Overall Rating	★★★★★	Avg. Length of Stay	35.7	0.0	36.5	36.0
Medicare Quality Measure Rating	★★★★★	Occupancy Rate	50.7%	0.0%	37.4%	88.2%
% Medicare Days in Ultra/Very High RUGs	76.2%					
Routine Cost per Day	\$286.84					
Total Beds	100					



- More than half of New Jersey's nursing home residents receive financial assistance from Medicaid, the health care program for low-income individuals that is funded by the federal and state governments. Medicaid pays nursing homes significantly less than the cost of care. An American Health Care Association study indicates New Jersey Medicaid pays nursing homes 18 percent less than cost, resulting in an estimated \$500 million shortfall statewide between the Medicaid rate and the actual cost of care in 2013.

Community Need



New Jersey is striving to reduce institutional long term care use under Medicaid. However, the demographic trend for New Jersey indicates that nursing home bed capacity must remain stable to accommodate the need for advanced care among the oldest and frailest.

National data indicates that on average, 35 percent of people aged 65+ will enter a nursing home for varying lengths of stay. In addition, New Jersey's elderly population is projected to increase by 27.2 percent between 2010 and 2020, and by an additional 27.1 percent between 2020 and 2030, yielding approximately 1.9 million elderly residents by 2030.

The need for Care One at Cresskill's services will continue to increase as the Baby-Boom generation ages.



Note: Figures may not add due to rounding.

CARE ONE AT EAST BRUNSWICK

Ownership: For-profit

BPCI Model Participation: Model 3

Annual Contributions to Local and State Economy

Total Expenditures: \$14,753,600

- 157 full-time equivalent jobs (salaried and contract), including key areas such as

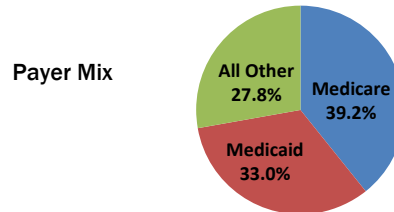
Therapists	12	Dietary & Housekeeping	28
Nurses: 75 total, including		Contract Labor: 9 total, including	
■ Registered Nurses (RNs)	15	■ Nursing	0
■ Licensed Practical Nurses (LPNs)	20	■ Therapists	8
■ Certified Nursing Assistants (CNAs)	41	■ Other	0
Administrative	12	Plant Operations and Maintenance	2

- New Jersey nursing homes are subject to a quarterly assessment of \$11.92 per non-Medicare day. Annually, this tax totals \$288,726 for Care One at East Brunswick.
- Total Employee Payroll: \$6,679,767
- Estimated State Income Taxes Paid by Employees: \$369,057

Statistical Profile

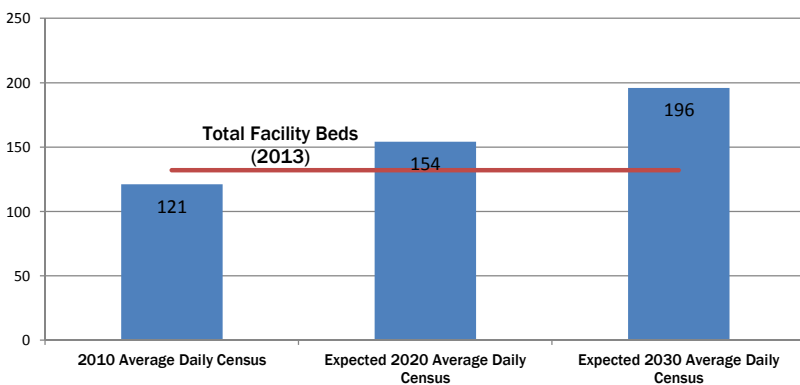
■ Medicare Ratings (from 1 to 5 stars)		Avg. Daily Census	Medicare 42.9	Medicaid 36.0	All Other 30.3	Total 109.2
Medicare Overall Rating	★★★★	Avg. Length of Stay	26.6	939.0	22.9	36.7
Medicare Quality Measure Rating	★★★★★	Occupancy Rate	32.5%	27.3%	23.0%	82.7%

% Medicare Days in Ultra/Very High RUGs	80.4%
Routine Cost per Day	\$256.82
Total Beds	132



- More than half of New Jersey's nursing home residents receive financial assistance from Medicaid, the health care program for low-income individuals that is funded by the federal and state governments. Medicaid pays nursing homes significantly lower than the cost of care. An American Health Care Association study indicates New Jersey Medicaid pays nursing homes 18 percent less than cost, resulting in an estimated \$500 million shortfall statewide between the Medicaid rate and the actual cost of care in 2013.

Community Need



New Jersey is striving to reduce institutional long term care use under Medicaid. However, the demographic trend for New Jersey indicates that nursing home bed capacity must remain stable to accommodate the need for advanced care among the oldest and frailest.

National data indicates that on average, 35 percent of people aged 65+ will enter a nursing home for varying lengths of stay. In addition, New Jersey's elderly population is projected to increase by 27.2 percent between 2010 and 2020, and by an additional 27.1 percent between 2020 and 2030, yielding approximately 1.9 million elderly residents by 2030.

The need for Care One at East Brunswick's services will continue to increase as the Baby-Boom generation ages.



Note: Figures may not add due to rounding.

CARE ONE AT EVESHAM

Ownership: For-profit

BPCI Model Participation: Model 3

Annual Contributions to Local and State Economy

Total Expenditures: \$17,379,900

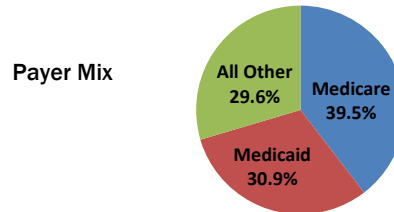
- 183 full-time equivalent jobs (salaried and contract), including key areas such as

Therapists	13	Dietary & Housekeeping	29
Nurses: 91 total, including		Contract Labor: 10 total, including	
■ Registered Nurses (RNs)	22	■ Nursing	0
■ Licensed Practical Nurses (LPNs)	25	■ Therapists	10
■ Certified Nursing Assistants (CNAs)	44	■ Other	0
Administrative	16	Plant Operations and Maintenance	2

- New Jersey nursing homes are subject to a quarterly assessment of \$11.92 per non-Medicare day. Annually, this tax totals \$323,163 for Care One at Evesham.
- Total Employee Payroll: \$7,615,918
- Estimated State Income Taxes Paid by Employees: \$420,779

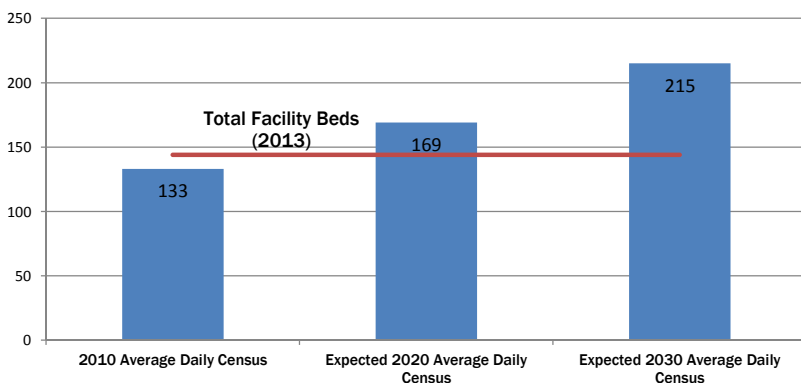
Statistical Profile

■ Medicare Ratings (from 1 to 5 stars)		Avg. Daily Census	Medicare 48.6	Medicaid 37.9	All Other 36.4	Total 122.8
Medicare Overall Rating	★★★	Avg. Length of Stay	33.4	1,153.4	35.4	48.8
Medicare Quality Measure Rating	★★★★★	Occupancy Rate	33.7%	26.3%	25.2%	85.3%
% Medicare Days in Ultra/Very High RUGs	75.3%					
Routine Cost per Day	\$261.00					
Total Beds	144					



- More than half of New Jersey's nursing home residents receive financial assistance from Medicaid, the health care program for low-income individuals that is funded by the federal and state governments. Medicaid pays nursing homes significantly lower than the cost of care. An American Health Care Association study indicates New Jersey Medicaid pays nursing homes 18 percent less than cost, resulting in an estimated \$500 million shortfall statewide between the Medicaid rate and the actual cost of care in 2013.

Community Need



New Jersey is striving to reduce institutional long term care use under Medicaid. However, the demographic trend for New Jersey indicates that nursing home bed capacity must remain stable to accommodate the need for advanced care among the oldest and frailest.

National data indicates that on average, 35 percent of people aged 65+ will enter a nursing home for varying lengths of stay. In addition, New Jersey's elderly population is projected to increase by 27.2 percent between 2010 and 2020, and by an additional 27.1 percent between 2020 and 2030, yielding approximately 1.9 million elderly residents by 2030.

The need for Care One at Evesham's services will continue to increase as the Baby-Boom generation ages.



Note: Figures may not add due to rounding.

CARE ONE AT HAMILTON

Ownership: For-profit

BPCI Model Participation: None

Annual Contributions to Local and State Economy

Total Expenditures: \$13,979,300

- 152 full-time equivalent jobs (salaried and contract), including key areas such as

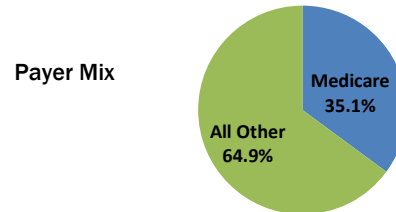
Therapists	10	Dietary & Housekeeping	23
Nurses: 76 total, including		Contract Labor: 9 total, including	
■ Registered Nurses (RNs)	16	■ Nursing	0
■ Licensed Practical Nurses (LPNs)	12	■ Therapists	9
■ Certified Nursing Assistants (CNAs)	48	■ Other	0
Administrative	11	Plant Operations and Maintenance	2

- New Jersey nursing homes are subject to a quarterly assessment of \$11.92 per non-Medicare day. Annually, this tax totals \$310,814 for Care One at Hamilton.
- Total Employee Payroll: \$5,994,300
- Estimated State Income Taxes Paid by Employees: \$331,185

Statistical Profile

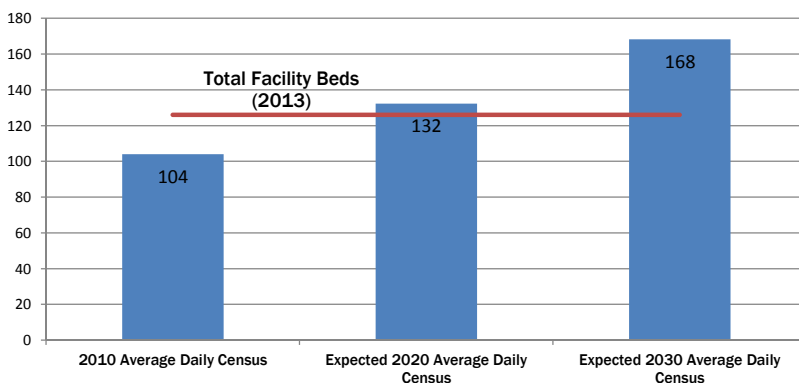
■ Medicare Ratings (from 1 to 5 stars)		Avg. Daily Census	Medicare 38.6	Medicaid 0.0	All Other 71.4	Total 110.0
Medicare Overall Rating	★★	Avg. Length of Stay	27.8	0.0	86.1	49.6
Medicare Quality Measure Rating	★★★★★	Occupancy Rate	30.6%	0.0%	56.7%	87.3%

% Medicare Days in Ultra/Very High RUGs	91.7%
Routine Cost per Day	\$135.70
Total Beds	126



- More than half of New Jersey's nursing home residents receive financial assistance from Medicaid, the health care program for low-income individuals that is funded by the federal and state governments. Medicaid pays nursing homes significantly less than the cost of care. An American Health Care Association study indicates New Jersey Medicaid pays nursing homes 18 percent less than cost, resulting in an estimated \$500 million shortfall statewide between the Medicaid rate and the actual cost of care in 2013.

Community Need



New Jersey is striving to reduce institutional long term care use under Medicaid. However, the demographic trend for New Jersey indicates that nursing home bed capacity must remain stable to accommodate the need for advanced care among the oldest and frailest.

National data indicates that on average, 35 percent of people aged 65+ will enter a nursing home for varying lengths of stay. In addition, New Jersey's elderly population is projected to increase by 27.2 percent between 2010 and 2020, and by an additional 27.1 percent between 2020 and 2030, yielding approximately 1.9 million elderly residents by 2030.

The need for Care One at Hamilton's services will continue to increase as the Baby-Boom generation ages.



Note: Figures may not add due to rounding.

CARE ONE AT HANOVER TOWNSHIP

Ownership: For-profit

BPCI Model Participation: Model 3

Annual Contributions to Local and State Economy

Total Expenditures: \$8,772,700

- 80 full-time equivalent jobs (salaried and contract), including key areas such as

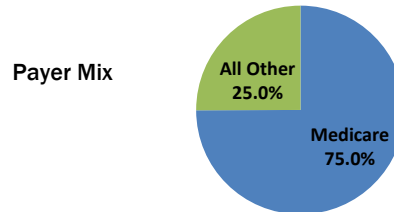
Therapists	6	Dietary & Housekeeping	16
Nurses: 31 total, including		Contract Labor: 7 total, including	
■ Registered Nurses (RNs)	10	■ Nursing	3
■ Licensed Practical Nurses (LPNs)	8	■ Therapists	4
■ Certified Nursing Assistants (CNAs)	13	■ Other	0
Administrative	8	Plant Operations and Maintenance	1

- New Jersey nursing homes are subject to a quarterly assessment of \$11.92 per non-Medicare day. Annually, this tax totals \$36,380 for Care One at Hanover Township.
- Total Employee Payroll: \$3,443,683
- Estimated State Income Taxes Paid by Employees: \$190,263

Statistical Profile

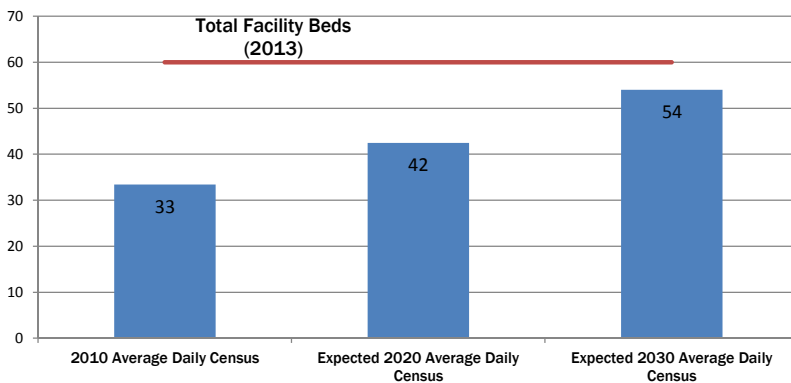
■ Medicare Ratings (from 1 to 5 stars)		Avg. Daily Census	Medicare 25.0	Medicaid 0.0	All Other 8.4	Total 33.4
Medicare Overall Rating	★★	Avg. Length of Stay	32.7	0.0	24.2	30.0
Medicare Quality Measure Rating	★★★★★	Occupancy Rate	41.7%	0.0%	13.9%	55.7%

% Medicare Days in Ultra/Very High RUGs	71.1%
Routine Cost per Day	\$476.27
Total Beds	60



- More than half of New Jersey's nursing home residents receive financial assistance from Medicaid, the health care program for low-income individuals that is funded by the federal and state governments. Medicaid pays nursing homes significantly lower than the cost of care. An American Health Care Association study indicates New Jersey Medicaid pays nursing homes 18 percent less than cost, resulting in an estimated \$500 million shortfall statewide between the Medicaid rate and the actual cost of care in 2013.

Community Need



New Jersey is striving to reduce institutional long term care use under Medicaid. However, the demographic trend for New Jersey indicates that nursing home bed capacity must remain stable to accommodate the need for advanced care among the oldest and frailest.

National data indicates that on average, 35 percent of people aged 65+ will enter a nursing home for varying lengths of stay. In addition, New Jersey's elderly population is projected to increase by 27.2 percent between 2010 and 2020, and by an additional 27.1 percent between 2020 and 2030, yielding approximately 1.9 million elderly residents by 2030.

The need for Care One at Hanover Township's services will continue to increase as the Baby-Boom generation ages.



Note: Figures may not add due to rounding.

CARE ONE AT HOLMDEL

Ownership: For-profit

BPCI Model Participation: Model 3

Annual Contributions to Local and State Economy

Total Expenditures: \$13,275,400

- 139 full-time equivalent jobs (salaried and contract), including key areas such as

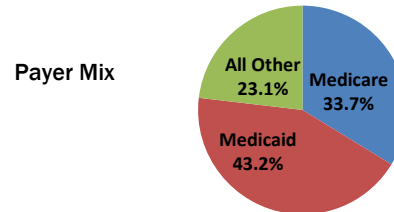
Therapists	11	Dietary & Housekeeping	26
Nurses: 68 total, including		Contract Labor: 8 total, including	
■ Registered Nurses (RNs)	11	■ Nursing	0
■ Licensed Practical Nurses (LPNs)	19	■ Therapists	8
■ Certified Nursing Assistants (CNAs)	38	■ Other	0
Administrative	9	Plant Operations and Maintenance	1

- New Jersey nursing homes are subject to a quarterly assessment of \$11.92 per non-Medicare day. Annually, this tax totals \$308,788 for Care One at Holmdel.
- Total Employee Payroll: \$5,916,093
- Estimated State Income Taxes Paid by Employees: \$326,864

Statistical Profile

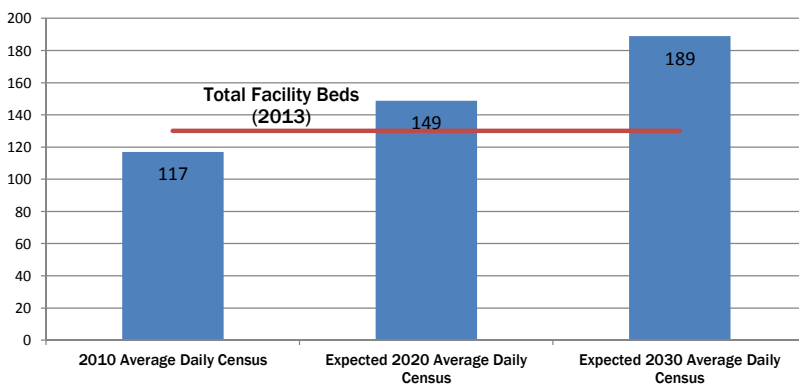
■ Medicare Ratings (from 1 to 5 stars)		Avg. Daily Census	Medicare 36.1	Medicaid 46.2	All Other 24.8	Total 107.1
Medicare Overall Rating	★★	Avg. Length of Stay	30.7	281.1	16.0	37.1
Medicare Quality Measure Rating	★★★★★	Occupancy Rate	27.8%	35.5%	19.0%	82.4%

% Medicare Days in Ultra/Very High RUGs	79.6%
Routine Cost per Day	\$248.09
Total Beds	130



- More than half of New Jersey's nursing home residents receive financial assistance from Medicaid, the health care program for low-income individuals that is funded by the federal and state governments. Medicaid pays nursing homes significantly lower than the cost of care. An American Health Care Association study indicates New Jersey Medicaid pays nursing homes 18 percent less than cost, resulting in an estimated \$500 million shortfall statewide between the Medicaid rate and the actual cost of care in 2013.

Community Need



New Jersey is striving to reduce institutional long term care use under Medicaid. However, the demographic trend for New Jersey indicates that nursing home bed capacity must remain stable to accommodate the need for advanced care among the oldest and frailest.

National data indicates that on average, 35 percent of people aged 65+ will enter a nursing home for varying lengths of stay. In addition, New Jersey's elderly population is projected to increase by 27.2 percent between 2010 and 2020, and by an additional 27.1 percent between 2020 and 2030, yielding approximately 1.9 million elderly residents by 2030.

The need for Care One at Holmdel's services will continue to increase as the Baby-Boom generation ages.



Note: Figures may not add due to rounding.

CARE ONE AT JACKSON

Ownership: For-profit

BPCI Model Participation: Model 3

Annual Contributions to Local and State Economy

Total Expenditures: \$17,166,700

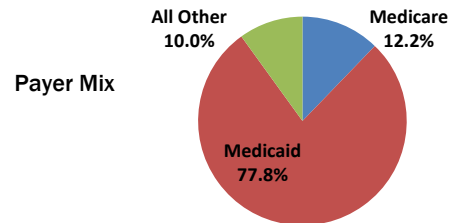
- 178 full-time equivalent jobs (salaried and contract), including key areas such as

Therapists	7	Dietary & Housekeeping	31
Nurses: 89 total, including		Contract Labor: 10 total, including	
■ Registered Nurses (RNs)	14	■ Nursing	3
■ Licensed Practical Nurses (LPNs)	25	■ Therapists	7
■ Certified Nursing Assistants (CNAs)	50	■ Other	0
Administrative	10	Plant Operations and Maintenance	3

- New Jersey nursing homes are subject to a quarterly assessment of \$11.92 per non-Medicare day. Annually, this tax totals \$551,824 for Care One at Jackson.
- Total Employee Payroll: \$7,403,368
- Estimated State Income Taxes Paid by Employees: \$409,036

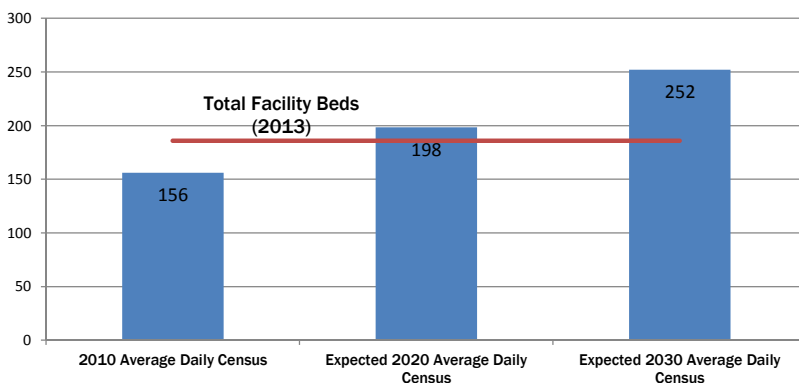
Statistical Profile

■ Medicare Ratings (from 1 to 5 stars)		Avg. Daily Census	Medicare 17.7	Medicaid 112.4	All Other 14.4	Total 144.5
Medicare Overall Rating	★★	Avg. Length of Stay	28.7	526.1	39.8	121.3
Medicare Quality Measure Rating	★★★★★	Occupancy Rate	9.5%	60.4%	7.7%	77.7%
% Medicare Days in Ultra/Very High RUGs	82.6%					
Routine Cost per Day	\$238.99					
Total Beds	186					



- More than half of New Jersey's nursing home residents receive financial assistance from Medicaid, the health care program for low-income individuals that is funded by the federal and state governments. Medicaid pays nursing homes significantly lower than the cost of care. An American Health Care Association study indicates New Jersey Medicaid pays nursing homes 18 percent less than cost, resulting in an estimated \$500 million shortfall statewide between the Medicaid rate and the actual cost of care in 2013.

Community Need



New Jersey is striving to reduce institutional long term care use under Medicaid. However, the demographic trend for New Jersey indicates that nursing home bed capacity must remain stable to accommodate the need for advanced care among the oldest and frailest.

National data indicates that on average, 35 percent of people aged 65+ will enter a nursing home for varying lengths of stay. In addition, New Jersey's elderly population is projected to increase by 27.2 percent between 2010 and 2020, and by an additional 27.1 percent between 2020 and 2030, yielding approximately 1.9 million elderly residents by 2030.

The need for Care One at Jackson's services will continue to increase as the Baby-Boom generation ages.



Note: Figures may not add due to rounding.

CARE ONE AT KING JAMES

Ownership: For-profit

BPCI Model Participation: Model 3

Annual Contributions to Local and State Economy

Total Expenditures: \$13,804,400

- 144 full-time equivalent jobs (salaried and contract), including key areas such as

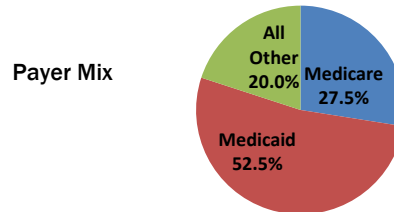
Therapists	8	Dietary & Housekeeping	25
Nurses: 74 total, including		Contract Labor: 7 total, including	
■ Registered Nurses (RNs)	13	■ Nursing	0
■ Licensed Practical Nurses (LPNs)	20	■ Therapists	7
■ Certified Nursing Assistants (CNAs)	41	■ Other	0
Administrative	11	Plant Operations and Maintenance	1

- New Jersey nursing homes are subject to a quarterly assessment of \$11.92 per non-Medicare day. Annually, this tax totals \$340,328 for Care One at King James.
- Total Employee Payroll: \$6,100,556
- Estimated State Income Taxes Paid by Employees: \$337,056

Statistical Profile

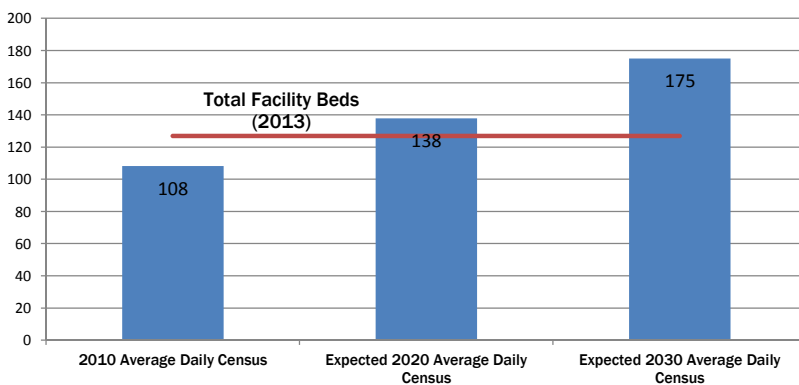
■ Medicare Ratings (from 1 to 5 stars)		Avg. Daily Census	Medicare 29.6	Medicaid 56.7	All Other 21.5	Total 107.9
Medicare Overall Rating	★★★★	Avg. Length of Stay	33.2	397.9	18.7	49.3
Medicare Quality Measure Rating	★★★★★	Occupancy Rate	23.3%	44.6%	17.0%	84.9%

% Medicare Days in Ultra/Very High RUGs	87.8%
Routine Cost per Day	\$253.09
Total Beds	127



- More than half of New Jersey's nursing home residents receive financial assistance from Medicaid, the health care program for low-income individuals that is funded by the federal and state governments. Medicaid pays nursing homes significantly less than the cost of care. An American Health Care Association study indicates New Jersey Medicaid pays nursing homes 18 percent less than cost, resulting in an estimated \$500 million shortfall statewide between the Medicaid rate and the actual cost of care in 2013.

Community Need



New Jersey is striving to reduce institutional long term care use under Medicaid. However, the demographic trend for New Jersey indicates that nursing home bed capacity must remain stable to accommodate the need for advanced care among the oldest and frailest.

National data indicates that on average, 35 percent of people aged 65+ will enter a nursing home for varying lengths of stay. In addition, New Jersey's elderly population is projected to increase by 27.2 percent between 2010 and 2020, and by an additional 27.1 percent between 2020 and 2030, yielding approximately 1.9 million elderly residents by 2030.

The need for Care One at King James's services will continue to increase as the Baby-Boom generation ages.



Note: Figures may not add due to rounding.

CARE ONE AT LIVINGSTON

Ownership: For-profit

BPCI Model Participation: Model 3

Annual Contributions to Local and State Economy

Total Expenditures: \$15,621,500

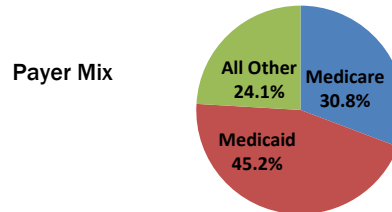
- 155 full-time equivalent jobs (salaried and contract), including key areas such as

Therapists	11	Dietary & Housekeeping	27
Nurses: 74 total, including		Contract Labor: 7 total, including	
■ Registered Nurses (RNs)	16	■ Nursing	0
■ Licensed Practical Nurses (LPNs)	18	■ Therapists	7
■ Certified Nursing Assistants (CNAs)	40	■ Other	0
Administrative	11	Plant Operations and Maintenance	1

- New Jersey nursing homes are subject to a quarterly assessment of \$11.92 per non-Medicare day. Annually, this tax totals \$317,978 for Care One at Livingston.
- Total Employee Payroll: \$6,775,149
- Estimated State Income Taxes Paid by Employees: \$374,327

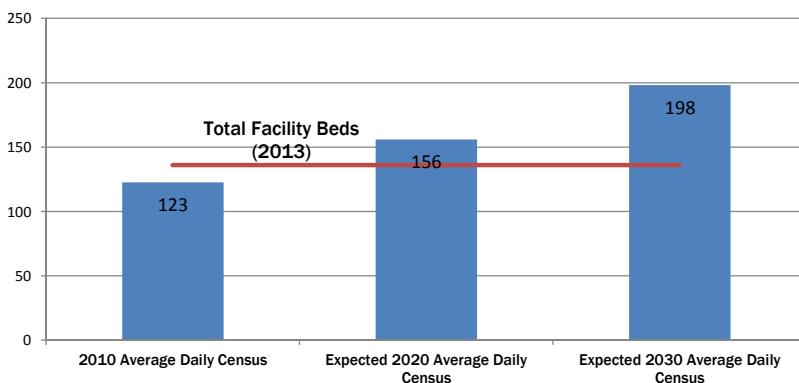
Statistical Profile

■ Medicare Ratings (from 1 to 5 stars)		Avg. Daily Census	Medicare 32.5	Medicaid 47.7	All Other 25.4	Total 105.5
Medicare Overall Rating	★★	Avg. Length of Stay	27.8	644.3	25.4	47.1
Medicare Quality Measure Rating	★★★★★	Occupancy Rate	23.9%	35.0%	18.7%	77.6%
% Medicare Days in Ultra/Very High RUGs	80.1%					
Routine Cost per Day	\$275.46					
Total Beds	136					



- More than half of New Jersey's nursing home residents receive financial assistance from Medicaid, the health care program for low-income individuals that is funded by the federal and state governments. Medicaid pays nursing homes significantly less than the cost of care. An American Health Care Association study indicates New Jersey Medicaid pays nursing homes 18 percent less than cost, resulting in an estimated \$500 million shortfall statewide between the Medicaid rate and the actual cost of care in 2013.

Community Need



New Jersey is striving to reduce institutional long term care use under Medicaid. However, the demographic trend for New Jersey indicates that nursing home bed capacity must remain stable to accommodate the need for advanced care among the oldest and frailest.

National data indicates that on average, 35 percent of people aged 65+ will enter a nursing home for varying lengths of stay. In addition, New Jersey's elderly population is projected to increase by 27.2 percent between 2010 and 2020, and by an additional 27.1 percent between 2020 and 2030, yielding approximately 1.9 million elderly residents by 2030.

The need for Care One at Livingston's services will continue to increase as the Baby-Boom generation ages.



Note: Figures may not add due to rounding.

CARE ONE AT MADISON AVENUE

Ownership: For-profit

BPCI Model Participation: Model 3

Annual Contributions to Local and State Economy

Total Expenditures: \$18,990,800

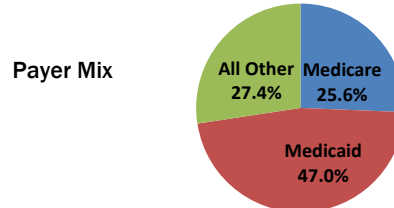
- 191 full-time equivalent jobs (salaried and contract), including key areas such as

Therapists	9	Dietary & Housekeeping	35
Nurses: 100 total, including		Contract Labor: 8 total, including	
■ Registered Nurses (RNs)	19	■ Nursing	0
■ Licensed Practical Nurses (LPNs)	26	■ Therapists	8
■ Certified Nursing Assistants (CNAs)	54	■ Other	0
Administrative	11	Plant Operations and Maintenance	2

- New Jersey nursing homes are subject to a quarterly assessment of \$11.92 per non-Medicare day. Annually, this tax totals \$423,184 for Care One at Madison Avenue.
- Total Employee Payroll: \$8,000,471
- Estimated State Income Taxes Paid by Employees: \$442,026

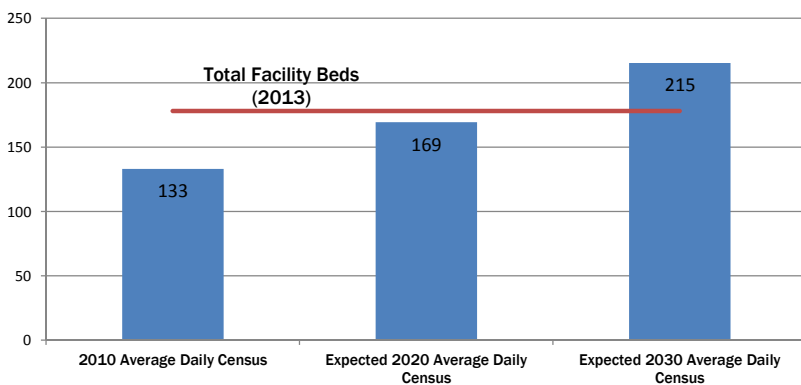
Statistical Profile

■ Medicare Ratings (from 1 to 5 stars)		Avg. Daily Census	Medicare 33.5	Medicaid 61.4	All Other 35.8	Total 130.8
Medicare Overall Rating	★★★★★	Avg. Length of Stay	31.4	830.6	32.2	58.0
Medicare Quality Measure Rating	★★★★	Occupancy Rate	18.8%	34.5%	20.1%	73.5%
% Medicare Days in Ultra/Very High RUGs	77.3%					
Routine Cost per Day	\$303.81					
Total Beds	178					



- More than half of New Jersey's nursing home residents receive financial assistance from Medicaid, the health care program for low-income individuals that is funded by the federal and state governments. Medicaid pays nursing homes significantly lower than the cost of care. An American Health Care Association study indicates New Jersey Medicaid pays nursing homes 18 percent less than cost, resulting in an estimated \$500 million shortfall statewide between the Medicaid rate and the actual cost of care in 2013.

Community Need



New Jersey is striving to reduce institutional long term care use under Medicaid. However, the demographic trend for New Jersey indicates that nursing home bed capacity must remain stable to accommodate the need for advanced care among the oldest and frailest.

National data indicates that on average, 35 percent of people aged 65+ will enter a nursing home for varying lengths of stay. In addition, New Jersey's elderly population is projected to increase by 27.2 percent between 2010 and 2020, and by an additional 27.1 percent between 2020 and 2030, yielding approximately 1.9 million elderly residents by 2030.

The need for Care One at Madison Avenue's services will continue to increase as the Baby-Boom generation ages.



Note: Figures may not add due to rounding.

CARE ONE AT MOORESTOWN

Ownership: For-profit

BPCI Model Participation: Model 3

Annual Contributions to Local and State Economy

Total Expenditures: \$15,043,500

- 152 full-time equivalent jobs (salaried and contract), including key areas such as

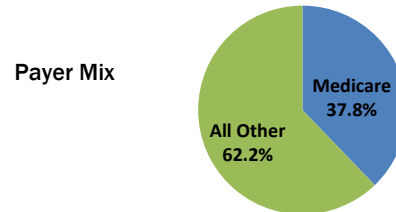
Therapists	11	Dietary & Housekeeping	24
Nurses: 79 total, including		Contract Labor: 9 total, including	
■ Registered Nurses (RNs)	23	■ Nursing	0
■ Licensed Practical Nurses (LPNs)	15	■ Therapists	9
■ Certified Nursing Assistants (CNAs)	41	■ Other	0
Administrative	10	Plant Operations and Maintenance	2

- New Jersey nursing homes are subject to a quarterly assessment of \$11.92 per non-Medicare day. Annually, this tax totals \$287,284 for Care One at Moorestown.
- Total Employee Payroll: \$6,619,198
- Estimated State Income Taxes Paid by Employees: \$365,711

Statistical Profile

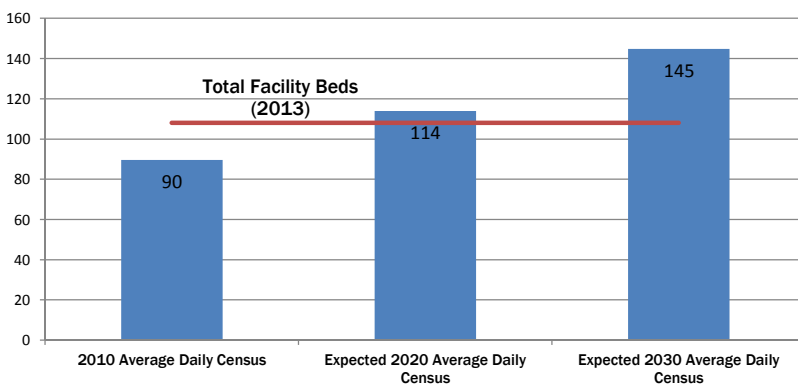
■ Medicare Ratings (from 1 to 5 stars)		Avg. Daily Census	Medicare 40.2	Medicaid 0.0	All Other 66.0	Total 106.2
Medicare Overall Rating	★★★★	Avg. Length of Stay	33.1	0.0	68.5	48.8
Medicare Quality Measure Rating	★★	Occupancy Rate	37.2%	0.0%	61.1%	98.3%

% Medicare Days in Ultra/Very High RUGs	87.7%
Routine Cost per Day	\$173.00
Total Beds	108



- More than half of New Jersey's nursing home residents receive financial assistance from Medicaid, the health care program for low-income individuals that is funded by the federal and state governments. Medicaid pays nursing homes significantly less than the cost of care. An American Health Care Association study indicates New Jersey Medicaid pays nursing homes 18 percent less than cost, resulting in an estimated \$500 million shortfall statewide between the Medicaid rate and the actual cost of care in 2013.

Community Need



New Jersey is striving to reduce institutional long term care use under Medicaid. However, the demographic trend for New Jersey indicates that nursing home bed capacity must remain stable to accommodate the need for advanced care among the oldest and frailest.

National data indicates that on average, 35 percent of people aged 65+ will enter a nursing home for varying lengths of stay. In addition, New Jersey's elderly population is projected to increase by 27.2 percent between 2010 and 2020, and by an additional 27.1 percent between 2020 and 2030, yielding approximately 1.9 million elderly residents by 2030.

The need for Care One at Moorestown's services will continue to increase as the Baby-Boom generation ages.



Note: Figures may not add due to rounding.

CARE ONE AT MORRIS

Ownership: For-profit

BPCI Model Participation: Model 3

Annual Contributions to Local and State Economy

Total Expenditures: \$12,917,800

- 141 full-time equivalent jobs (salaried and contract), including key areas such as

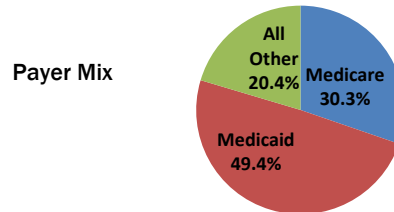
Therapists	9	Dietary & Housekeeping	27
Nurses: 68 total, including		Contract Labor: 6 total, including	
■ Registered Nurses (RNs)	11	■ Nursing	0
■ Licensed Practical Nurses (LPNs)	17	■ Therapists	6
■ Certified Nursing Assistants (CNAs)	40	■ Other	0
Administrative	9	Plant Operations and Maintenance	3

- New Jersey nursing homes are subject to a quarterly assessment of \$11.92 per non-Medicare day. Annually, this tax totals \$310,290 for Care One at Morris.
- Total Employee Payroll: \$5,753,821
- Estimated State Income Taxes Paid by Employees: \$317,899

Statistical Profile

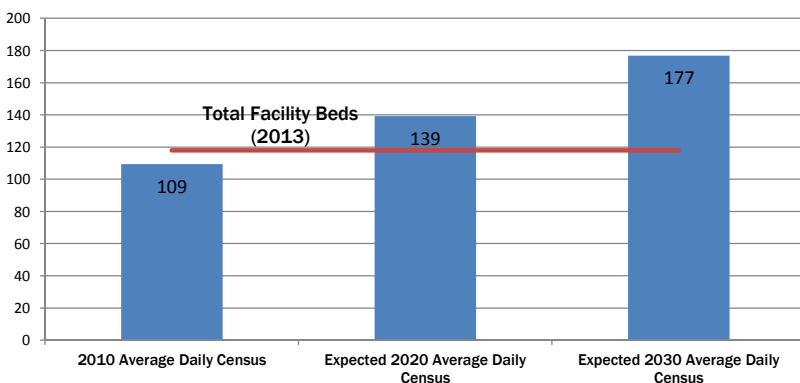
■ Medicare Ratings (from 1 to 5 stars)		Avg. Daily Census	Medicare 30.9	Medicaid 50.5	All Other 20.8	Total 102.3
Medicare Overall Rating	★	Avg. Length of Stay	35.1	708.7	35.1	66.1
Medicare Quality Measure Rating	★★★	Occupancy Rate	26.2%	42.8%	17.7%	86.7%

% Medicare Days in Ultra/Very High RUGs	72.6%
Routine Cost per Day	\$243.61
Total Beds	118



- More than half of New Jersey's nursing home residents receive financial assistance from Medicaid, the health care program for low-income individuals that is funded by the federal and state governments. Medicaid pays nursing homes significantly lower than the cost of care. An American Health Care Association study indicates New Jersey Medicaid pays nursing homes 18 percent less than cost, resulting in an estimated \$500 million shortfall statewide between the Medicaid rate and the actual cost of care in 2013.

Community Need



New Jersey is striving to reduce institutional long term care use under Medicaid. However, the demographic trend for New Jersey indicates that nursing home bed capacity must remain stable to accommodate the need for advanced care among the oldest and frailest.

National data indicates that on average, 35 percent of people aged 65+ will enter a nursing home for varying lengths of stay. In addition, New Jersey's elderly population is projected to increase by 27.2 percent between 2010 and 2020, and by an additional 27.1 percent between 2020 and 2030, yielding approximately 1.9 million elderly residents by 2030.

The need for Care One at Morris's services will continue to increase as the Baby-Boom generation ages.



Note: Figures may not add due to rounding.

CARE ONE AT RIDGEWOOD AVENUE

Ownership: For-profit

BPCI Model Participation: Model 3

Annual Contributions to Local and State Economy

Total Expenditures: \$19,099,900

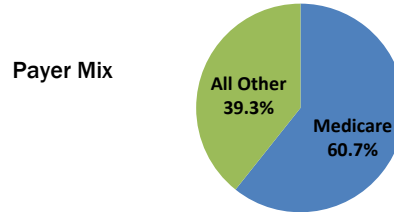
- 180 full-time equivalent jobs (salaried and contract), including key areas such as

Therapists	19	Dietary & Housekeeping	31
Nurses: 80 total, including		Contract Labor: 13 total, including	
■ Registered Nurses (RNs)	21	■ Nursing	0
■ Licensed Practical Nurses (LPNs)	17	■ Therapists	13
■ Certified Nursing Assistants (CNAs)	43	■ Other	0
Administrative	11	Plant Operations and Maintenance	2

- New Jersey nursing homes are subject to a quarterly assessment of \$11.92 per non-Medicare day. Annually, this tax totals \$176,440 for Care One at Ridgewood Avenue.
- Total Employee Payroll: \$8,175,946
- Estimated State Income Taxes Paid by Employees: \$451,721

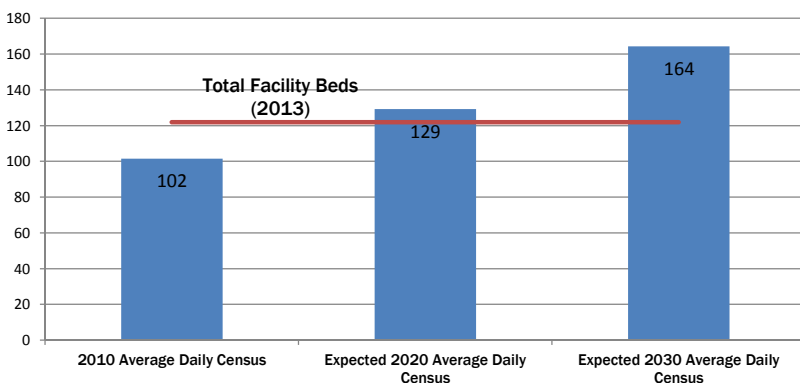
Statistical Profile

■ Medicare Ratings (from 1 to 5 stars)		Avg. Daily Census	Medicare 62.7	Medicaid 0.0	All Other 40.6	Total 103.3
Medicare Overall Rating	★★★★★	Avg. Length of Stay	32.0	0.0	25.6	29.1
Medicare Quality Measure Rating	★★★	Occupancy Rate	51.4%	0.0%	33.2%	84.6%
% Medicare Days in Ultra/Very High RUGs	79.6%					
Routine Cost per Day	\$315.48					
Total Beds	122					



- More than half of New Jersey's nursing home residents receive financial assistance from Medicaid, the health care program for low-income individuals that is funded by the federal and state governments. Medicaid pays nursing homes significantly lower than the cost of care. An American Health Care Association study indicates New Jersey Medicaid pays nursing homes 18 percent less than cost, resulting in an estimated \$500 million shortfall statewide between the Medicaid rate and the actual cost of care in 2013.

Community Need



New Jersey is striving to reduce institutional long term care use under Medicaid. However, the demographic trend for New Jersey indicates that nursing home bed capacity must remain stable to accommodate the need for advanced care among the oldest and frailest.

National data indicates that on average, 35 percent of people aged 65+ will enter a nursing home for varying lengths of stay. In addition, New Jersey's elderly population is projected to increase by 27.2 percent between 2010 and 2020, and by an additional 27.1 percent between 2020 and 2030, yielding approximately 1.9 million elderly residents by 2030.

The need for Care One at Ridgewood Avenue's services will continue to increase as the Baby-Boom generation ages.



Note: Figures may not add due to rounding.

CARE ONE AT SOMERSET VALLEY

Ownership: For-profit

BPCI Model Participation: Model 3

Annual Contributions to Local and State Economy

Total Expenditures: \$9,295,100

- 79 full-time equivalent jobs (salaried and contract), including key areas such as

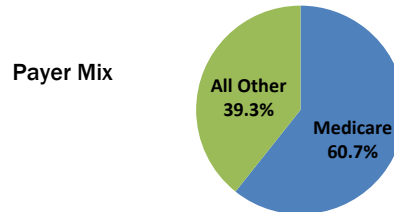
Therapists	8	Dietary & Housekeeping	15
Nurses: 32 total, including		Contract Labor: 5 total, including	
■ Registered Nurses (RNs)	16	■ Nursing	0
■ Licensed Practical Nurses (LPNs)	0	■ Therapists	5
■ Certified Nursing Assistants (CNAs)	16	■ Other	0
Administrative	8	Plant Operations and Maintenance	1

- New Jersey nursing homes are subject to a quarterly assessment of \$11.92 per non-Medicare day. Annually, this tax totals \$72,474 for Care One at Somerset Valley.
- Total Employee Payroll: \$3,545,378
- Estimated State Income Taxes Paid by Employees: \$195,882

Statistical Profile

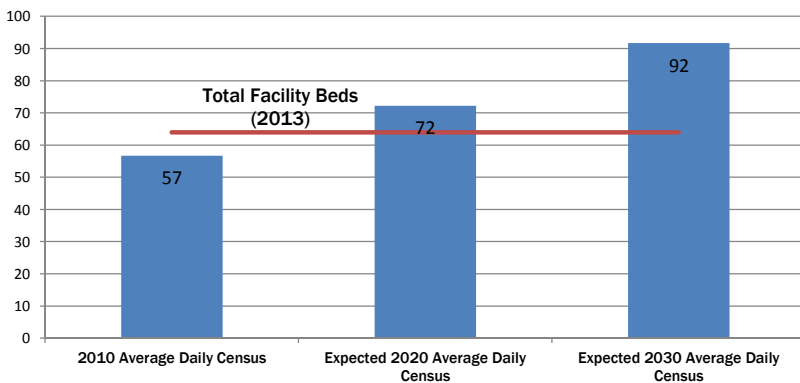
■ Medicare Ratings (from 1 to 5 stars)		Avg. Daily Census	Medicare 25.7	Medicaid 0.0	All Other 16.7	Total 42.4
Medicare Overall Rating	★★★★	Avg. Length of Stay	25.1	0.0	27.5	26.0
Medicare Quality Measure Rating	★★★★★	Occupancy Rate	40.2%	0.0%	26.0%	66.3%

% Medicare Days in Ultra/Very High RUGs	66.2%
Routine Cost per Day	\$361.45
Total Beds	64



- More than half of New Jersey's nursing home residents receive financial assistance from Medicaid, the health care program for low-income individuals that is funded by the federal and state governments. Medicaid pays nursing homes significantly less than the cost of care. An American Health Care Association study indicates New Jersey Medicaid pays nursing homes 18 percent less than cost, resulting in an estimated \$500 million shortfall statewide between the Medicaid rate and the actual cost of care in 2013.

Community Need



New Jersey is striving to reduce institutional long term care use under Medicaid. However, the demographic trend for New Jersey indicates that nursing home bed capacity must remain stable to accommodate the need for advanced care among the oldest and frailest.

National data indicates that on average, 35 percent of people aged 65+ will enter a nursing home for varying lengths of stay. In addition, New Jersey's elderly population is projected to increase by 27.2 percent between 2010 and 2020, and by an additional 27.1 percent between 2020 and 2030, yielding approximately 1.9 million elderly residents by 2030.

The need for Care One at Somerset Valley's services will continue to increase as the Baby-Boom generation ages.



Note: Figures may not add due to rounding.

CARE ONE AT TEANECK

Ownership: For-profit

BPCI Model Participation: Model 3

Annual Contributions to Local and State Economy

Total Expenditures: \$18,830,600

- 189 full-time equivalent jobs (salaried and contract), including key areas such as

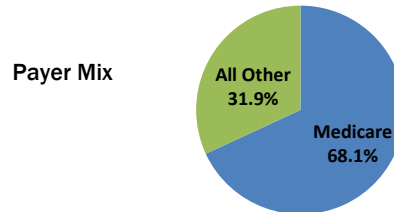
Therapists	19	Dietary & Housekeeping	33
Nurses: 82 total, including		Contract Labor: 15 total, including	
■ Registered Nurses (RNs)	17	■ Nursing	0
■ Licensed Practical Nurses (LPNs)	23	■ Therapists	15
■ Certified Nursing Assistants (CNAs)	42	■ Other	0
Administrative	10	Plant Operations and Maintenance	3

- New Jersey nursing homes are subject to a quarterly assessment of \$11.92 per non-Medicare day. Annually, this tax totals \$146,652 for Care One at Teaneck.
- Total Employee Payroll: \$8,533,519
- Estimated State Income Taxes Paid by Employees: \$471,477

Statistical Profile

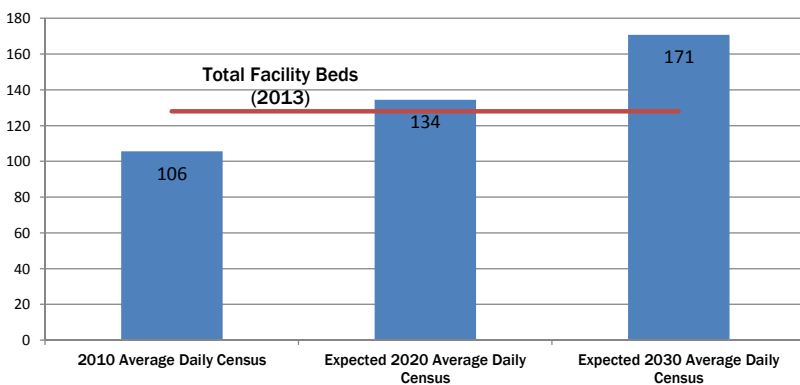
■ Medicare Ratings (from 1 to 5 stars)		Avg. Daily Census	Medicare 71.9	Medicaid 0.0	All Other 33.7	Total 105.6
Medicare Overall Rating	★★★★	Avg. Length of Stay	30.3	0.0	29.3	30.0
Medicare Quality Measure Rating	★★★★	Occupancy Rate	56.2%	0.0%	26.3%	82.5%

% Medicare Days in Ultra/Very High RUGs	94.2%
Routine Cost per Day	\$323.90
Total Beds	128



- More than half of New Jersey's nursing home residents receive financial assistance from Medicaid, the health care program for low-income individuals that is funded by the federal and state governments. Medicaid pays nursing homes significantly lower than the cost of care. An American Health Care Association study indicates New Jersey Medicaid pays nursing homes 18 percent less than cost, resulting in an estimated \$500 million shortfall statewide between the Medicaid rate and the actual cost of care in 2013.

Community Need



New Jersey is striving to reduce institutional long term care use under Medicaid. However, the demographic trend for New Jersey indicates that nursing home bed capacity must remain stable to accommodate the need for advanced care among the oldest and frailest.

National data indicates that on average, 35 percent of people aged 65+ will enter a nursing home for varying lengths of stay. In addition, New Jersey's elderly population is projected to increase by 27.2 percent between 2010 and 2020, and by an additional 27.1 percent between 2020 and 2030, yielding approximately 1.9 million elderly residents by 2030.

The need for Care One at Teaneck's services will continue to increase as the Baby-Boom generation ages.



Note: Figures may not add due to rounding.

CARE ONE AT THE HIGHLANDS

Ownership: For-profit

BPCI Model Participation: Model 3

Annual Contributions to Local and State Economy

Total Expenditures: \$15,080,500

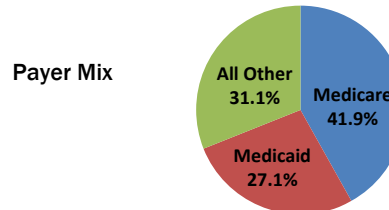
- 142 full-time equivalent jobs (salaried and contract), including key areas such as

Therapists	12	Dietary & Housekeeping	23
Nurses: 67 total, including		Contract Labor: 9 total, including	
■ Registered Nurses (RNs)	11	■ Nursing	0
■ Licensed Practical Nurses (LPNs)	19	■ Therapists	9
■ Certified Nursing Assistants (CNAs)	37	■ Other	0
Administrative	10	Plant Operations and Maintenance	2

- New Jersey nursing homes are subject to a quarterly assessment of \$11.92 per non-Medicare day. Annually, this tax totals \$263,778 for Care One at the Highlands.
- Total Employee Payroll: \$6,406,112
- Estimated State Income Taxes Paid by Employees: \$353,938

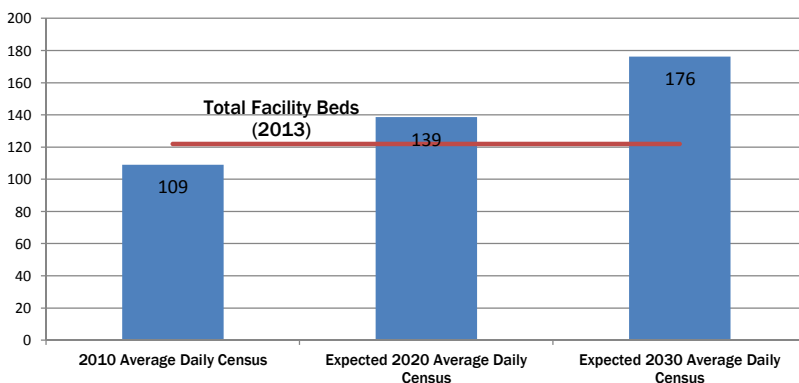
Statistical Profile

■ Medicare Ratings (from 1 to 5 stars)		Avg. Daily Census	Medicare 43.7	Medicaid 28.2	All Other 32.4	Total 104.3
Medicare Overall Rating	★★	Avg. Length of Stay	26.5	429.3	24.0	34.1
Medicare Quality Measure Rating	★★★★★	Occupancy Rate	35.8%	23.1%	26.6%	85.5%
% Medicare Days in Ultra/Very High RUGs	81.9%					
Routine Cost per Day	\$249.67					
Total Beds	122					



- More than half of New Jersey's nursing home residents receive financial assistance from Medicaid, the health care program for low-income individuals that is funded by the federal and state governments. Medicaid pays nursing homes significantly lower than the cost of care. An American Health Care Association study indicates New Jersey Medicaid pays nursing homes 18 percent less than cost, resulting in an estimated \$500 million shortfall statewide between the Medicaid rate and the actual cost of care in 2013.

Community Need



New Jersey is striving to reduce institutional long term care use under Medicaid. However, the demographic trend for New Jersey indicates that nursing home bed capacity must remain stable to accommodate the need for advanced care among the oldest and frailest.

National data indicates that on average, 35 percent of people aged 65+ will enter a nursing home for varying lengths of stay. In addition, New Jersey's elderly population is projected to increase by 27.2 percent between 2010 and 2020, and by an additional 27.1 percent between 2020 and 2030, yielding approximately 1.9 million elderly residents by 2030.

The need for Care One at the Highlands's services will continue to increase as the Baby-Boom generation ages.



Note: Figures may not add due to rounding.

CARE ONE AT VALLEY

Ownership: For-profit

BPCI Model Participation: Model 3

Annual Contributions to Local and State Economy

Total Expenditures: \$14,547,200

- 145 full-time equivalent jobs (salaried and contract), including key areas such as

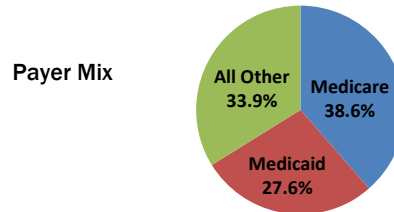
Therapists	8	Dietary & Housekeeping	27
Nurses: 71 total, including		Contract Labor: 10 total, including	
■ Registered Nurses (RNs)	14	■ Nursing	0
■ Licensed Practical Nurses (LPNs)	17	■ Therapists	10
■ Certified Nursing Assistants (CNAs)	40	■ Other	0
Administrative	9	Plant Operations and Maintenance	1

- New Jersey nursing homes are subject to a quarterly assessment of \$11.92 per non-Medicare day. Annually, this tax totals \$287,403 for Care One at Valley.
- Total Employee Payroll: \$6,282,414
- Estimated State Income Taxes Paid by Employees: \$347,103

Statistical Profile

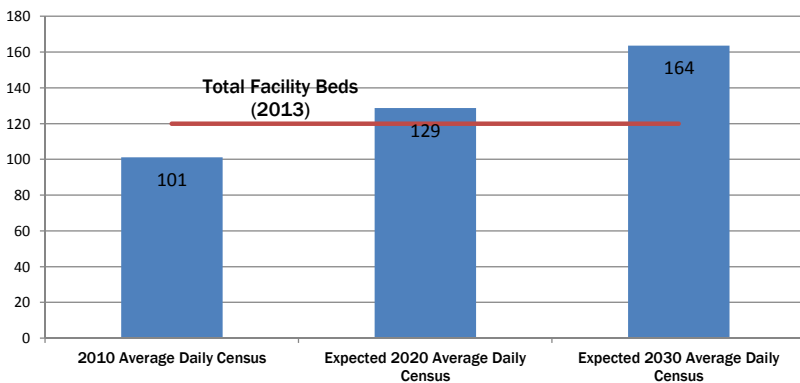
■ Medicare Ratings (from 1 to 5 stars)		Avg. Daily Census	Medicare 41.5	Medicaid 29.6	All Other 36.4	Total 107.5
Medicare Overall Rating	★★★★★	Avg. Length of Stay	30.5	901.4	49.2	50.4
Medicare Quality Measure Rating	★★★★★	Occupancy Rate	34.6%	24.7%	30.4%	89.6%

% Medicare Days in Ultra/Very High RUGs	76.1%
Routine Cost per Day	\$252.15
Total Beds	120



- More than half of New Jersey's nursing home residents receive financial assistance from Medicaid, the health care program for low-income individuals that is funded by the federal and state governments. Medicaid pays nursing homes significantly less than the cost of care. An American Health Care Association study indicates New Jersey Medicaid pays nursing homes 18 percent less than cost, resulting in an estimated \$500 million shortfall statewide between the Medicaid rate and the actual cost of care in 2013.

Community Need



New Jersey is striving to reduce institutional long term care use under Medicaid. However, the demographic trend for New Jersey indicates that nursing home bed capacity must remain stable to accommodate the need for advanced care among the oldest and frailest.

National data indicates that on average, 35 percent of people aged 65+ will enter a nursing home for varying lengths of stay. In addition, New Jersey's elderly population is projected to increase by 27.2 percent between 2010 and 2020, and by an additional 27.1 percent between 2020 and 2030, yielding approximately 1.9 million elderly residents by 2030.

The need for Care One at Valley's services will continue to increase as the Baby-Boom generation ages.



Note: Figures may not add due to rounding.

CARE ONE AT WALL

Ownership: For-profit

BPCI Model Participation: Model 3

Annual Contributions to Local and State Economy

Total Expenditures: \$14,062,700

- 149 full-time equivalent jobs (salaried and contract), including key areas such as

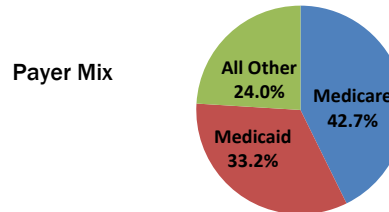
Therapists	13	Dietary & Housekeeping	25
Nurses: 74 total, including		Contract Labor: 9 total, including	
■ Registered Nurses (RNs)	16	■ Nursing	0
■ Licensed Practical Nurses (LPNs)	17	■ Therapists	9
■ Certified Nursing Assistants (CNAs)	42	■ Other	0
Administrative	7	Plant Operations and Maintenance	1

- New Jersey nursing homes are subject to a quarterly assessment of \$11.92 per non-Medicare day. Annually, this tax totals \$277,355 for Care One at Wall.
- Total Employee Payroll: \$6,303,986
- Estimated State Income Taxes Paid by Employees: \$348,295

Statistical Profile

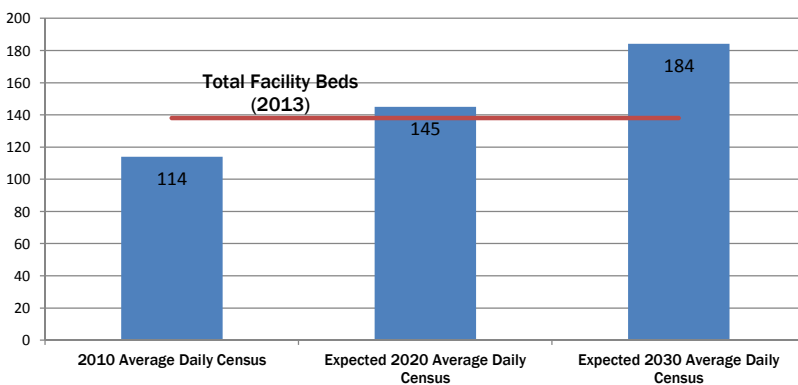
■ Medicare Ratings (from 1 to 5 stars)		Avg. Daily Census	Medicare 47.6	Medicaid 37.0	All Other 26.8	Total 111.3
Medicare Overall Rating	★★★★★	Avg. Length of Stay	25.4	13,499.0	23.9	37.1
Medicare Quality Measure Rating	★★★★★	Occupancy Rate	34.5%	26.8%	19.4%	80.7%

% Medicare Days in Ultra/Very High RUGs	85.5%
Routine Cost per Day	\$228.91
Total Beds	138



- More than half of New Jersey's nursing home residents receive financial assistance from Medicaid, the health care program for low-income individuals that is funded by the federal and state governments. Medicaid pays nursing homes significantly less than the cost of care. An American Health Care Association study indicates New Jersey Medicaid pays nursing homes 18 percent less than cost, resulting in an estimated \$500 million shortfall statewide between the Medicaid rate and the actual cost of care in 2013.

Community Need



New Jersey is striving to reduce institutional long term care use under Medicaid. However, the demographic trend for New Jersey indicates that nursing home bed capacity must remain stable to accommodate the need for advanced care among the oldest and frailest.

National data indicates that on average, 35 percent of people aged 65+ will enter a nursing home for varying lengths of stay. In addition, New Jersey's elderly population is projected to increase by 27.2 percent between 2010 and 2020, and by an additional 27.1 percent between 2020 and 2030, yielding approximately 1.9 million elderly residents by 2030.

The need for Care One at Wall's services will continue to increase as the Baby-Boom generation ages.



Note: Figures may not add due to rounding.

CARE ONE AT WAYNE - SNF

Ownership: For-profit

BPCI Model Participation: Model 3

Annual Contributions to Local and State Economy

Total Expenditures: \$15,270,100

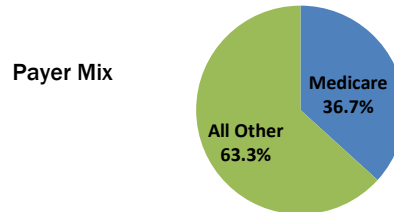
- 160 full-time equivalent jobs (salaried and contract), including key areas such as

Therapists	14	Dietary & Housekeeping	31
Nurses: 70 total, including		Contract Labor: 11 total, including	
■ Registered Nurses (RNs)	18	■ Nursing	0
■ Licensed Practical Nurses (LPNs)	13	■ Therapists	11
■ Certified Nursing Assistants (CNAs)	39	■ Other	0
Administrative	11	Plant Operations and Maintenance	2

- New Jersey nursing homes are subject to a quarterly assessment of \$11.92 per non-Medicare day. Annually, this tax totals \$331,424 for Care One at Wayne - SNF.
- Total Employee Payroll: \$6,797,514
- Estimated State Income Taxes Paid by Employees: \$375,563

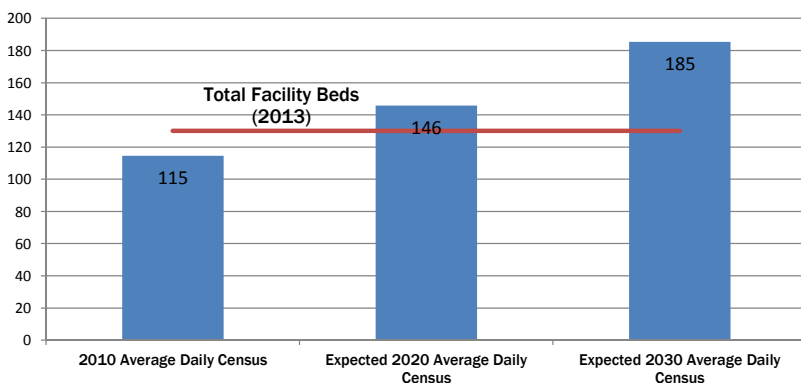
Statistical Profile

■ Medicare Ratings (from 1 to 5 stars)		Avg. Daily Census	Medicare 44.2	Medicaid 0.0	All Other 76.2	Total 120.4
Medicare Overall Rating	★★	Avg. Length of Stay	23.9	0.0	50.8	35.9
Medicare Quality Measure Rating	★★★★★	Occupancy Rate	34.0%	0.0%	58.6%	92.6%
% Medicare Days in Ultra/Very High RUGs	88.3%					
Routine Cost per Day	\$153.02					
Total Beds	130					



- More than half of New Jersey's nursing home residents receive financial assistance from Medicaid, the health care program for low-income individuals that is funded by the federal and state governments. Medicaid pays nursing homes significantly lower than the cost of care. An American Health Care Association study indicates New Jersey Medicaid pays nursing homes 18 percent less than cost, resulting in an estimated \$500 million shortfall statewide between the Medicaid rate and the actual cost of care in 2013.

Community Need



New Jersey is striving to reduce institutional long term care use under Medicaid. However, the demographic trend for New Jersey indicates that nursing home bed capacity must remain stable to accommodate the need for advanced care among the oldest and frailest.

National data indicates that on average, 35 percent of people aged 65+ will enter a nursing home for varying lengths of stay. In addition, New Jersey's elderly population is projected to increase by 27.2 percent between 2010 and 2020, and by an additional 27.1 percent between 2020 and 2030, yielding approximately 1.9 million elderly residents by 2030.

The need for Care One at Wayne - SNF's services will continue to increase as the Baby-Boom generation ages.



Note: Figures may not add due to rounding.

CARE ONE AT WELLINGTON

Ownership: For-profit

BPCI Model Participation: Model 3

Annual Contributions to Local and State Economy

Total Expenditures: \$18,280,500

- 174 full-time equivalent jobs (salaried and contract), including key areas such as

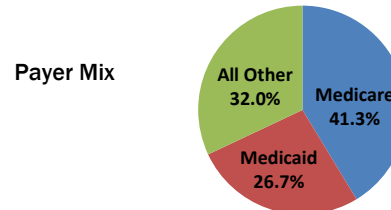
Therapists	15	Dietary & Housekeeping	28
Nurses: 83 total, including		Contract Labor: 14 total, including	
■ Registered Nurses (RNs)	22	■ Nursing	0
■ Licensed Practical Nurses (LPNs)	18	■ Therapists	14
■ Certified Nursing Assistants (CNAs)	43	■ Other	0
Administrative	9	Plant Operations and Maintenance	3

- New Jersey nursing homes are subject to a quarterly assessment of \$11.92 per non-Medicare day. Annually, this tax totals \$306,356 for Care One at Wellington.
- Total Employee Payroll: \$7,245,540
- Estimated State Income Taxes Paid by Employees: \$400,316

Statistical Profile

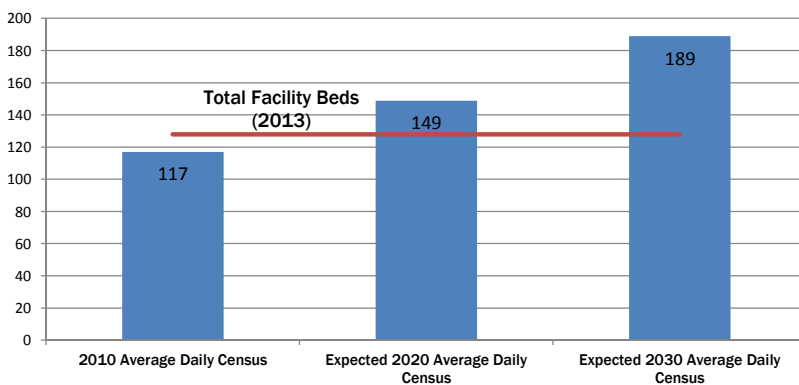
■ Medicare Ratings (from 1 to 5 stars)		Avg. Daily Census	Medicare 49.6	Medicaid 32.0	All Other 38.4	Total 120.0
Medicare Overall Rating	★★★★★	Avg. Length of Stay	29.7	1,168.2	22.2	35.0
Medicare Quality Measure Rating	★★★★★	Occupancy Rate	38.7%	25.0%	30.0%	93.8%

% Medicare Days in Ultra/Very High RUGs	77.3%
Routine Cost per Day	\$256.37
Total Beds	128



- More than half of New Jersey's nursing home residents receive financial assistance from Medicaid, the health care program for low-income individuals that is funded by the federal and state governments. Medicaid pays nursing homes significantly less than the cost of care. An American Health Care Association study indicates New Jersey Medicaid pays nursing homes 18 percent less than cost, resulting in an estimated \$500 million shortfall statewide between the Medicaid rate and the actual cost of care in 2013.

Community Need



New Jersey is striving to reduce institutional long term care use under Medicaid. However, the demographic trend for New Jersey indicates that nursing home bed capacity must remain stable to accommodate the need for advanced care among the oldest and frailest.

National data indicates that on average, 35 percent of people aged 65+ will enter a nursing home for varying lengths of stay. In addition, New Jersey's elderly population is projected to increase by 27.2 percent between 2010 and 2020, and by an additional 27.1 percent between 2020 and 2030, yielding approximately 1.9 million elderly residents by 2030.

The need for Care One at Wellington's services will continue to increase as the Baby-Boom generation ages.



Note: Figures may not add due to rounding.

CARNEYS POINT REHABILITATION AND NURSING CENTER

Ownership: For-profit

BPCI Model Participation: None

Annual Contributions to Local and State Economy

Total Expenditures: \$10,690,900

- 129 full-time equivalent jobs (salaried and contract), including key areas such as

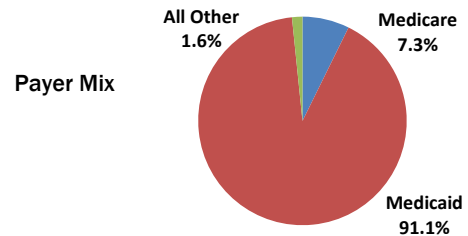
Therapists	0	Dietary & Housekeeping	29
Nurses: 0 total, including		Contract Labor: 86 total, including	
■ Registered Nurses (RNs)	0	■ Nursing	83
■ Licensed Practical Nurses (LPNs)	0	■ Therapists	3
■ Certified Nursing Assistants (CNAs)	0	■ Other	0
Administrative	7	Plant Operations and Maintenance	4

- New Jersey nursing homes are subject to a quarterly assessment of \$11.92 per non-Medicare day. Annually, this tax totals \$512,405 for Carneys Point Rehabilitation and Nursing Center.
- Total Employee Payroll: \$1,210,935
- Estimated State Income Taxes Paid by Employees: \$66,904

Statistical Profile

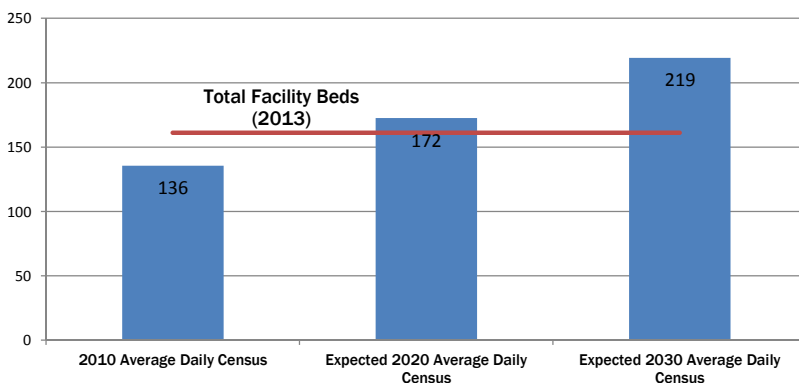
■ Medicare Ratings (from 1 to 5 stars)		Avg. Daily Census	Medicare 9.3	Medicaid 115.7	All Other 2.1	Total 127.1
Medicare Overall Rating	★★★★★	Avg. Length of Stay	55.6	303.9	14.1	183.3
Medicare Quality Measure Rating	★★★★★	Occupancy Rate	5.8%	71.9%	1.3%	78.9%

% Medicare Days in Ultra/Very High RUGs	57.5%
Routine Cost per Day	\$204.58
Total Beds	161



- More than half of New Jersey's nursing home residents receive financial assistance from Medicaid, the health care program for low-income individuals that is funded by the federal and state governments. Medicaid pays nursing homes significantly lower than the cost of care. An American Health Care Association study indicates New Jersey Medicaid pays nursing homes 18 percent less than cost, resulting in an estimated \$500 million shortfall statewide between the Medicaid rate and the actual cost of care in 2013.

Community Need



New Jersey is striving to reduce institutional long term care use under Medicaid. However, the demographic trend for New Jersey indicates that nursing home bed capacity must remain stable to accommodate the need for advanced care among the oldest and frailest.

National data indicates that on average, 35 percent of people aged 65+ will enter a nursing home for varying lengths of stay. In addition, New Jersey's elderly population is projected to increase by 27.2 percent between 2010 and 2020, and by an additional 27.1 percent between 2020 and 2030, yielding approximately 1.9 million elderly residents by 2030.

The need for Carneys Point Rehabilitation and Nursing Center's services will continue to increase as the Baby-Boom generation ages.



Note: Figures may not add due to rounding.

CAREPOINT HEALTH HOBOKEN UNIVERSITY MEDICAL CENTER TCU

Ownership: For-profit

BPCI Model Participation: None

Annual Contributions to Local and State Economy

Total Expenditures: \$1,461,200

- 20 full-time equivalent jobs (salaried and contract), including therapists, nurses, dietary and housekeeping, plant operations and maintenance, administrative and contract labor.

¹ This provider reports its data as a subprovider on another facility's Medicare Cost Report. Subproviders are required to submit a more limited set of data to Medicare on their annual cost reports.

As a result, certain sections of this report cannot be presented for nursing homes reporting as subproviders, as CMS does not collect the necessary data.

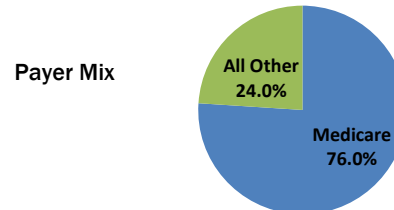
Information affected by this data reporting structure include the detailed breakout of FTE jobs by position and the calculation of average length of stay.

- New Jersey nursing homes are subject to a quarterly assessment of \$11.92 per non-Medicare day. Annually, this tax totals \$7,784 for CarePoint Health Hoboken University Medical Center TCU.
- Total Employee Payroll: \$1,288,065
- Estimated State Income Taxes Paid by Employees: \$71,166

Statistical Profile

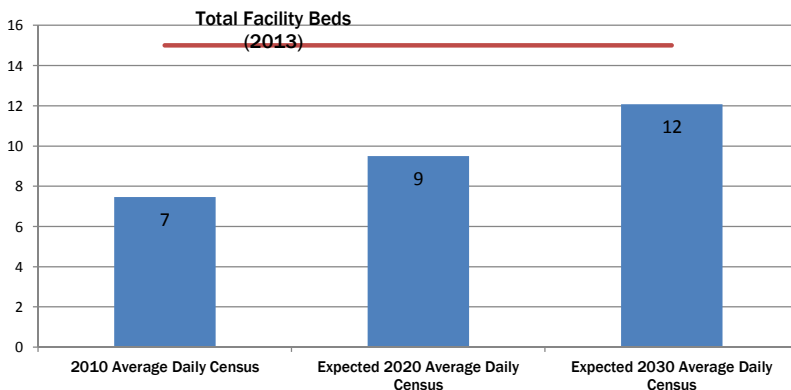
		Medicare	Medicaid	All Other	Total
■ Medicare Ratings (from 1 to 5 stars)		5.7	0.0	1.8	7.5
	Avg. Daily Census	5.7	0.0	1.8	7.5
	Avg. Length of Stay	N/A ¹	N/A ¹	N/A ¹	N/A ¹
	Occupancy Rate	37.8%	0.0%	11.9%	49.8%
Medicare Overall Rating	★★★★★				
Medicare Quality Measure Rating	★★★★★				

% Medicare Days in Ultra/Very High RUGs	12.1%
Routine Cost per Day	\$1,230.60
Total Beds	15



- More than half of New Jersey's nursing home residents receive financial assistance from Medicaid, the health care program for low-income individuals that is funded by the federal and state governments. Medicaid pays nursing homes significantly lower than the cost of care. An American Health Care Association study indicates New Jersey Medicaid pays nursing homes 18 percent less than cost, resulting in an estimated \$500 million shortfall statewide between the Medicaid rate and the actual cost of care in 2013.

Community Need



New Jersey is striving to reduce institutional long term care use under Medicaid. However, the demographic trend for New Jersey indicates that nursing home bed capacity must remain stable to accommodate the need for advanced care among the oldest and frailest.

National data indicates that on average, 35 percent of people aged 65+ will enter a nursing home for varying lengths of stay. In addition, New Jersey's elderly population is projected to increase by 27.2 percent between 2010 and 2020, and by an additional 27.1 percent between 2020 and 2030, yielding approximately 1.9 million elderly residents by 2030.

The need for CarePoint Health Hoboken University Medical Center TCU's services will continue to increase as the Baby-Boom generation ages.



Note: Figures may not add due to rounding.

CEDAR CREST/MOUNTAINVIEW GARDENS

Ownership: Nonprofit

BPCI Model Participation: None

Annual Contributions to Local and State Economy

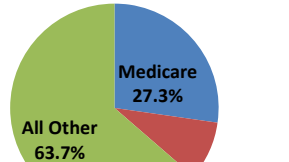
Total Expenditures: \$114,383,000

- 672 full-time equivalent jobs (salaried and contract), including key areas such as

Therapists	9	Dietary & Housekeeping	3
Nurses: 87 total, including		Contract Labor: 0 total, including	
■ Registered Nurses (RNs)	12	■ Nursing	0
■ Licensed Practical Nurses (LPNs)	14	■ Therapists	0
■ Certified Nursing Assistants (CNAs)	61	■ Other	0
Administrative	28	Plant Operations and Maintenance	36

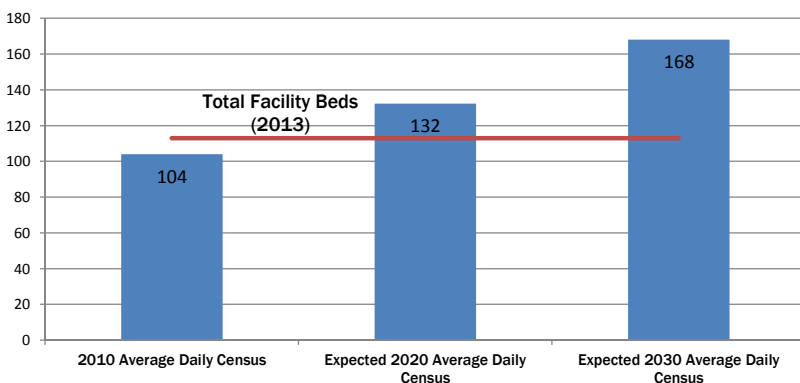
- New Jersey nursing homes are subject to a quarterly assessment of \$11.92 per non-Medicare day. Annually, this tax totals \$407,366 for Cedar Crest/Mountainview Gardens.
- Total Employee Payroll: \$26,351,524
- Estimated State Income Taxes Paid by Employees: \$1,455,922

Statistical Profile

<ul style="list-style-type: none"> Medicare Ratings (from 1 to 5 stars) <p>Medicare Overall Rating ★★★★★</p> <p>Medicare Quality Measure Rating ★★★★★</p> <p>% Medicare Days in Ultra/Very High RUGs 49.7%</p> <p>Routine Cost per Day \$313.92</p> <p>Total Beds 113</p>	<table border="0" style="width: 100%;"> <thead> <tr> <th></th> <th style="text-align: center;">Medicare</th> <th style="text-align: center;">Medicaid</th> <th style="text-align: center;">All Other</th> <th style="text-align: center;">Total</th> </tr> </thead> <tbody> <tr> <td>Avg. Daily Census</td> <td style="text-align: center;">35.1</td> <td style="text-align: center;">11.7</td> <td style="text-align: center;">81.9</td> <td style="text-align: center;">128.7</td> </tr> <tr> <td>Avg. Length of Stay</td> <td style="text-align: center;">42.0</td> <td style="text-align: center;">853.0</td> <td style="text-align: center;">88.0</td> <td style="text-align: center;">72.3</td> </tr> <tr> <td>Occupancy Rate</td> <td style="text-align: center;">31.1%</td> <td style="text-align: center;">10.3%</td> <td style="text-align: center;">72.5%</td> <td style="text-align: center;">113.9%</td> </tr> </tbody> </table> <p style="text-align: center;">Payer Mix</p> 		Medicare	Medicaid	All Other	Total	Avg. Daily Census	35.1	11.7	81.9	128.7	Avg. Length of Stay	42.0	853.0	88.0	72.3	Occupancy Rate	31.1%	10.3%	72.5%	113.9%
	Medicare	Medicaid	All Other	Total																	
Avg. Daily Census	35.1	11.7	81.9	128.7																	
Avg. Length of Stay	42.0	853.0	88.0	72.3																	
Occupancy Rate	31.1%	10.3%	72.5%	113.9%																	

- More than half of New Jersey's nursing home residents receive financial assistance from Medicaid, the health care program for low-income individuals that is funded by the federal and state governments. Medicaid pays nursing homes significantly lower than the cost of care. An American Health Care Association study indicates New Jersey Medicaid pays nursing homes 18 percent less than cost, resulting in an estimated \$500 million shortfall statewide between the Medicaid rate and the actual cost of care in 2013.

Community Need



New Jersey is striving to reduce institutional long term care use under Medicaid. However, the demographic trend for New Jersey indicates that nursing home bed capacity must remain stable to accommodate the need for advanced care among the oldest and frailest.

National data indicates that on average, 35 percent of people aged 65+ will enter a nursing home for varying lengths of stay. In addition, New Jersey's elderly population is projected to increase by 27.2 percent between 2010 and 2020, and by an additional 27.1 percent between 2020 and 2030, yielding approximately 1.9 million elderly residents by 2030.

The need for Cedar Crest/Mountainview Gardens's services will continue to increase as the Baby-Boom generation ages.



Note: Figures may not add due to rounding.

CHAPIN HILL AT RED BANK

Ownership: For-profit

BPCI Model Participation: None

Annual Contributions to Local and State Economy

Total Expenditures: \$11,928,500

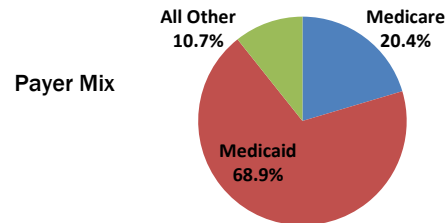
- 128 full-time equivalent jobs (salaried and contract), including key areas such as

Therapists	3	Dietary & Housekeeping	24
Nurses: 63 total, including		Contract Labor: 9 total, including	
■ Registered Nurses (RNs)	6	■ Nursing	5
■ Licensed Practical Nurses (LPNs)	18	■ Therapists	5
■ Certified Nursing Assistants (CNAs)	39	■ Other	0
Administrative	7	Plant Operations and Maintenance	3

- New Jersey nursing homes are subject to a quarterly assessment of \$11.92 per non-Medicare day. Annually, this tax totals \$411,943 for Chapin Hill at Red Bank.
- Total Employee Payroll: \$5,205,424
- Estimated State Income Taxes Paid by Employees: \$287,600

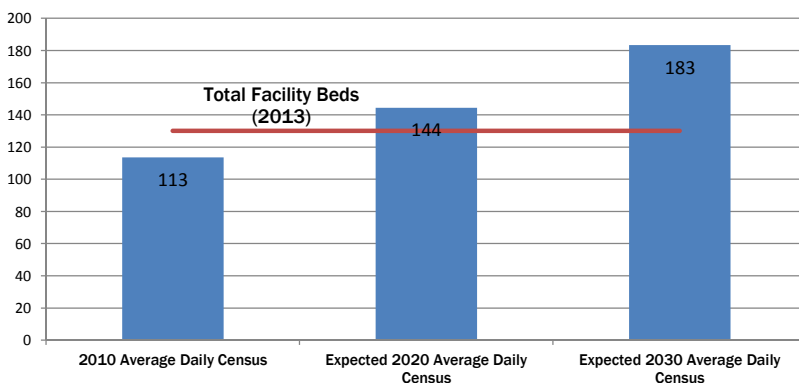
Statistical Profile

■ Medicare Ratings (from 1 to 5 stars)		Avg. Daily Census	Medicare 24.3	Medicaid 82.0	All Other 12.7	Total 119.0
Medicare Overall Rating	★★	Avg. Length of Stay	56.1	467.4	149.8	171.6
Medicare Quality Measure Rating	★★★★	Occupancy Rate	18.7%	63.0%	9.8%	91.5%
% Medicare Days in Ultra/Very High RUGs	82.2%					
Routine Cost per Day	\$222.70					
Total Beds	130					



- More than half of New Jersey's nursing home residents receive financial assistance from Medicaid, the health care program for low-income individuals that is funded by the federal and state governments. Medicaid pays nursing homes significantly lower than the cost of care. An American Health Care Association study indicates New Jersey Medicaid pays nursing homes 18 percent less than cost, resulting in an estimated \$500 million shortfall statewide between the Medicaid rate and the actual cost of care in 2013.

Community Need



New Jersey is striving to reduce institutional long term care use under Medicaid. However, the demographic trend for New Jersey indicates that nursing home bed capacity must remain stable to accommodate the need for advanced care among the oldest and frailest.

National data indicates that on average, 35 percent of people aged 65+ will enter a nursing home for varying lengths of stay. In addition, New Jersey's elderly population is projected to increase by 27.2 percent between 2010 and 2020, and by an additional 27.1 percent between 2020 and 2030, yielding approximately 1.9 million elderly residents by 2030.

The need for Chapin Hill at Red Bank's services will continue to increase as the Baby-Boom generation ages.



Note: Figures may not add due to rounding.

CHESHIRE HOME

Ownership: Nonprofit

BPCI Model Participation: None

Annual Contributions to Local and State Economy

Total Expenditures: \$7,479,800

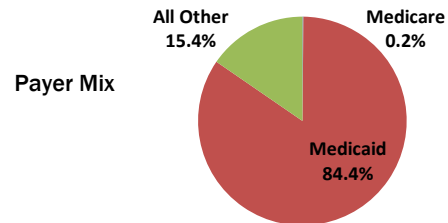
- 84 full-time equivalent jobs (salaried and contract), including key areas such as

Therapists	4	Dietary & Housekeeping	8
Nurses: 51 total, including		Contract Labor: 2 total, including	
■ Registered Nurses (RNs)	11	■ Nursing	1
■ Licensed Practical Nurses (LPNs)	13	■ Therapists	1
■ Certified Nursing Assistants (CNAs)	27	■ Other	0
Administrative	9	Plant Operations and Maintenance	2

- New Jersey nursing homes are subject to a quarterly assessment of \$11.92 per non-Medicare day. Annually, this tax totals \$145,710 for Cheshire Home.
- Total Employee Payroll: \$4,149,999
- Estimated State Income Taxes Paid by Employees: \$229,287

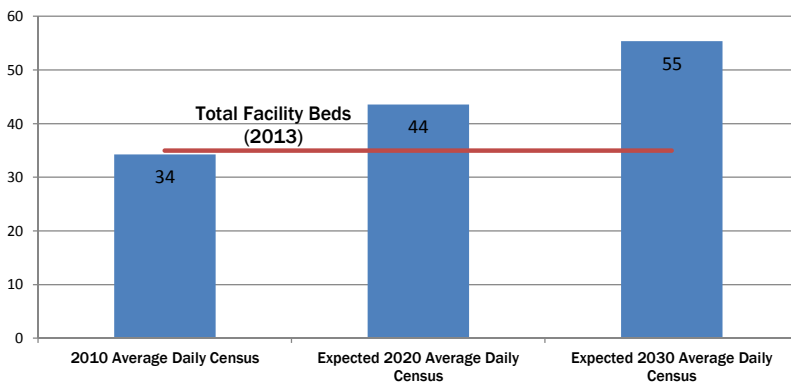
Statistical Profile

■ Medicare Ratings (from 1 to 5 stars)		Avg. Daily Census	Medicare 0.1	Medicaid 28.3	All Other 5.2	Total 33.5
Medicare Overall Rating	★★★★★	Avg. Length of Stay	20.0	323.0	111.0	244.9
Medicare Quality Measure Rating	★★★	Occupancy Rate	0.2%	80.9%	14.8%	95.8%
% Medicare Days in Ultra/Very High RUGs	0.0%					
Routine Cost per Day	\$528.04					
Total Beds	35					
<i>Inclusive of 35 Young Adult SCNF beds</i>						



- More than half of New Jersey's nursing home residents receive financial assistance from Medicaid, the health care program for low-income individuals that is funded by the federal and state governments. Medicaid pays nursing homes significantly less than the cost of care. An American Health Care Association study indicates New Jersey Medicaid pays nursing homes 18 percent less than cost, resulting in an estimated \$500 million shortfall statewide between the Medicaid rate and the actual cost of care in 2013.

Community Need



New Jersey is striving to reduce institutional long term care use under Medicaid. However, the demographic trend for New Jersey indicates that nursing home bed capacity must remain stable to accommodate the need for advanced care among the oldest and frailest.

National data indicates that on average, 35 percent of people aged 65+ will enter a nursing home for varying lengths of stay. In addition, New Jersey's elderly population is projected to increase by 27.2 percent between 2010 and 2020, and by an additional 27.1 percent between 2020 and 2030, yielding approximately 1.9 million elderly residents by 2030.

The need for Cheshire Home's services will continue to increase as the Baby-Boom generation ages.



Note: Figures may not add due to rounding.

CHESTNUT HILL CONV CENTER

Ownership: For-profit

BPCI Model Participation: None

Annual Contributions to Local and State Economy

Total Expenditures: \$14,226,300

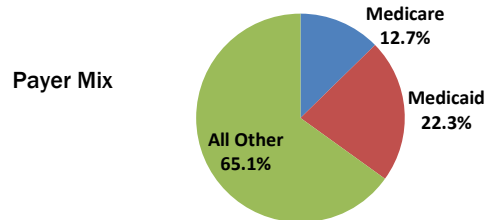
- 191 full-time equivalent jobs (salaried and contract), including key areas such as

Therapists	1	Dietary & Housekeeping	49
Nurses: 67 total, including		Contract Labor: 0 total, including	
■ Registered Nurses (RNs)	12	■ Nursing	0
■ Licensed Practical Nurses (LPNs)	10	■ Therapists	0
■ Certified Nursing Assistants (CNAs)	45	■ Other	0
Administrative	13	Plant Operations and Maintenance	6

- New Jersey nursing homes are subject to a quarterly assessment of \$11.92 per non-Medicare day. Annually, this tax totals \$717,060 for Chestnut Hill Conv Center.
- Total Employee Payroll: \$6,146,637
- Estimated State Income Taxes Paid by Employees: \$339,602

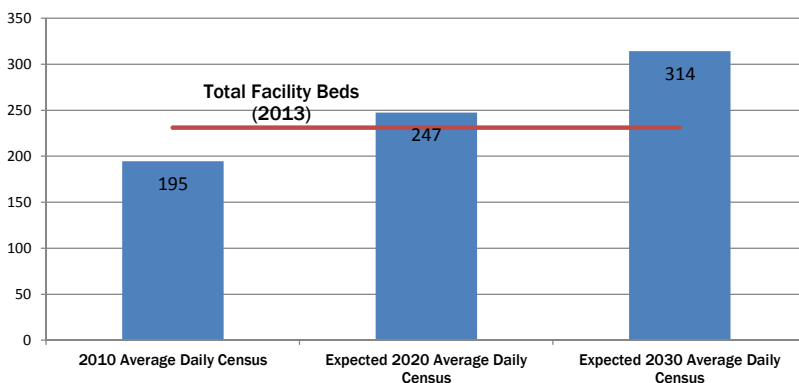
Statistical Profile

■ Medicare Ratings (from 1 to 5 stars)		Avg. Daily Census	Medicare 23.9	Medicaid 42.0	All Other 122.8	Total 188.7
Medicare Overall Rating	★★★	Avg. Length of Stay	33.0	1,022.7	415.0	178.0
Medicare Quality Measure Rating	★★★★★	Occupancy Rate	10.3%	18.2%	53.2%	81.7%
% Medicare Days in Ultra/Very High RUGs	92.5%					
Routine Cost per Day	\$103.18					
Total Beds	231					



- More than half of New Jersey's nursing home residents receive financial assistance from Medicaid, the health care program for low-income individuals that is funded by the federal and state governments. Medicaid pays nursing homes significantly lower than the cost of care. An American Health Care Association study indicates New Jersey Medicaid pays nursing homes 18 percent less than cost, resulting in an estimated \$500 million shortfall statewide between the Medicaid rate and the actual cost of care in 2013.

Community Need



New Jersey is striving to reduce institutional long term care use under Medicaid. However, the demographic trend for New Jersey indicates that nursing home bed capacity must remain stable to accommodate the need for advanced care among the oldest and frailest.

National data indicates that on average, 35 percent of people aged 65+ will enter a nursing home for varying lengths of stay. In addition, New Jersey's elderly population is projected to increase by 27.2 percent between 2010 and 2020, and by an additional 27.1 percent between 2020 and 2030, yielding approximately 1.9 million elderly residents by 2030.

The need for Chestnut Hill Conv Center's services will continue to increase as the Baby-Boom generation ages.



Note: Figures may not add due to rounding.

CHILDREN'S SPECIALIZED HOSPITAL SNF

Ownership: Nonprofit

BPCI Model Participation: None

Annual Contributions to Local and State Economy

Total Expenditures: \$6,654,400

- 102 full-time equivalent jobs (salaried and contract), including therapists, nurses, dietary and housekeeping, plant operations and maintenance, administrative and contract labor.

¹ This provider reports its data as a subprovider on another facility's Medicare Cost Report. Subproviders are required to submit a more limited set of data to Medicare on their annual cost reports.

As a result, certain sections of this report cannot be presented for nursing homes reporting as subproviders, as CMS does not collect the necessary data.

Information affected by this data reporting structure include the detailed breakout of FTE jobs by position and the calculation of average length of stay.

- New Jersey nursing homes are subject to a quarterly assessment of \$11.92 per non-Medicare day. Annually, this tax totals \$291,289 for Children's Specialized Hospital SNF.
- Total Employee Payroll: \$6,084,801
- Estimated State Income Taxes Paid by Employees: \$336,185

Statistical Profile

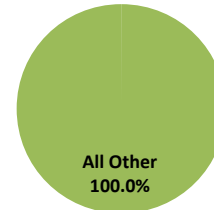
		Medicare	Medicaid	All Other	Total
Medicare Ratings (from 1 to 5 stars)					
Avg. Daily Census		0.0	0.0	67.0	67.0
Avg. Length of Stay		N/A ¹	N/A ¹	N/A ¹	N/A ¹
Occupancy Rate		0.0%	0.0%	98.5%	98.5%
Medicare Overall Rating	★★★★★				
Medicare Quality Measure Rating	★★★★★				

% Medicare Days in Ultra/Very High RUGs 0.0%

Routine Cost per Day \$431.33

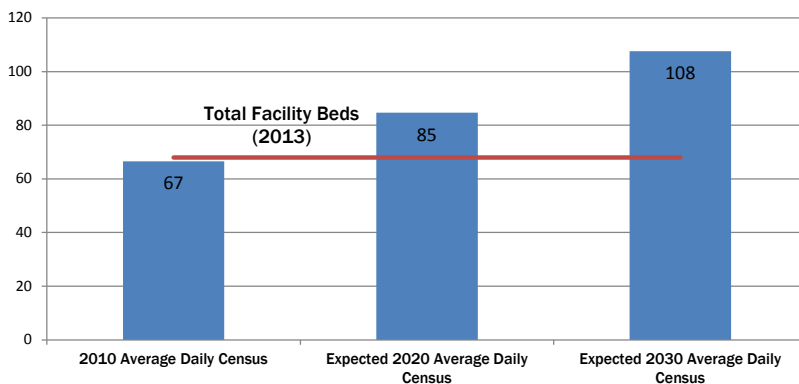
Total Beds 68
All are Pediatric SCNF beds

Payer Mix



- More than half of New Jersey's nursing home residents receive financial assistance from Medicaid, the health care program for low-income individuals that is funded by the federal and state governments. Medicaid pays nursing homes significantly lower than the cost of care. An American Health Care Association study indicates New Jersey Medicaid pays nursing homes 18 percent less than cost, resulting in an estimated \$500 million shortfall statewide between the Medicaid rate and the actual cost of care in 2013.

Community Need



New Jersey is striving to reduce institutional long term care use under Medicaid. However, the demographic trend for New Jersey indicates that nursing home bed capacity must remain stable to accommodate the need for advanced care among the oldest and frailest.

National data indicates that on average, 35 percent of people aged 65+ will enter a nursing home for varying lengths of stay. In addition, New Jersey's elderly population is projected to increase by 27.2 percent between 2010 and 2020, and by an additional 27.1 percent between 2020 and 2030, yielding approximately 1.9 million elderly residents by 2030.

The need for Children's Specialized Hospital SNF's services will continue to increase as the Baby-Boom generation ages.

Note: Figures may not add due to rounding.



CHRISTIAN HEALTHCARE - HERITAGE MANOR

Ownership: Nonprofit

BPCI Model Participation: None

Annual Contributions to Local and State Economy

Total Expenditures: \$15,006,000

- 381 full-time equivalent jobs (salaried and contract), including therapists, nurses, dietary and housekeeping, plant operations and maintenance, administrative and contract labor.

¹ This provider reports its data as a subprovider on another facility's Medicare Cost Report. Subproviders are required to submit a more limited set of data to Medicare on their annual cost reports.

As a result, certain sections of this report cannot be presented for nursing homes reporting as subproviders, as CMS does not collect the necessary data.

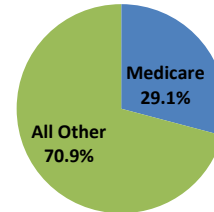
Information affected by this data reporting structure include the detailed breakout of FTE jobs by position and the calculation of average length of stay.

- New Jersey nursing homes are subject to a quarterly assessment of \$11.92 per non-Medicare day. Annually, this tax totals \$738,003 for Christian Healthcare - Heritage Manor.
- Total Employee Payroll: \$11,668,526
- Estimated State Income Taxes Paid by Employees: \$644,686

Statistical Profile

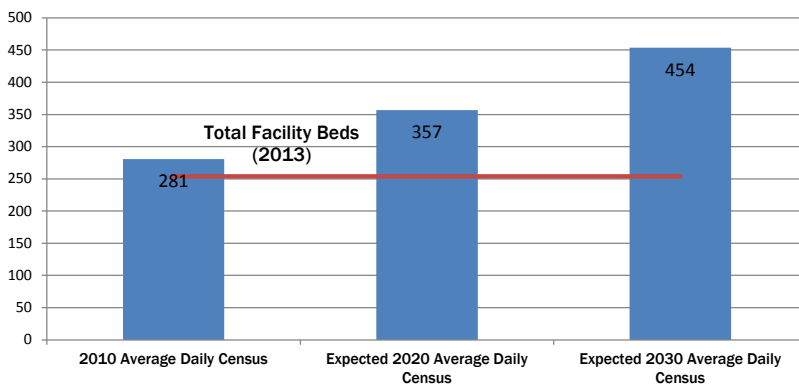
		Medicare	Medicaid	All Other	Total	
■ Medicare Ratings (from 1 to 5 stars)		Avg. Daily Census	69.7	0.0	169.6	239.3
		Avg. Length of Stay	N/A ¹	N/A ¹	N/A ¹	N/A ¹
		Occupancy Rate	27.4%	0.0%	66.8%	94.2%
Medicare Overall Rating	★★★					
Medicare Quality Measure Rating	★★★★					
% Medicare Days in Ultra/Very High RUGs	92.4%					
Routine Cost per Day	\$298.94					
Total Beds	254					
Inclusive of 44 Behavior Management SCNF beds						

Payer Mix



- More than half of New Jersey's nursing home residents receive financial assistance from Medicaid, the health care program for low-income individuals that is funded by the federal and state governments. Medicaid pays nursing homes significantly lower than the cost of care. An American Health Care Association study indicates New Jersey Medicaid pays nursing homes 18 percent less than cost, resulting in an estimated \$500 million shortfall statewide between the Medicaid rate and the actual cost of care in 2013.

Community Need



New Jersey is striving to reduce institutional long term care use under Medicaid. However, the demographic trend for New Jersey indicates that nursing home bed capacity must remain stable to accommodate the need for advanced care among the oldest and frailest.

National data indicates that on average, 35 percent of people aged 65+ will enter a nursing home for varying lengths of stay. In addition, New Jersey's elderly population is projected to increase by 27.2 percent between 2010 and 2020, and by an additional 27.1 percent between 2020 and 2030, yielding approximately 1.9 million elderly residents by 2030.

The need for Christian Healthcare - Heritage Manor's services will continue to increase as the Baby-Boom generation ages.



Note: Figures may not add due to rounding.

CINNAMINSON CENTER

Ownership: For-profit

BPCI Model Participation: None

Annual Contributions to Local and State Economy

Total Expenditures: \$9,618,800

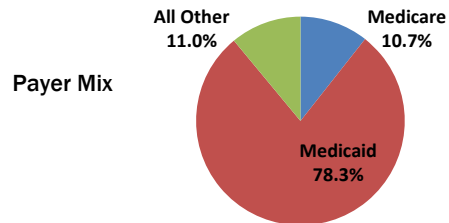
- 118 full-time equivalent jobs (salaried and contract), including key areas such as

Therapists	0	Dietary & Housekeeping	23
Nurses: 72 total, including		Contract Labor: 6 total, including	
■ Registered Nurses (RNs)	18	■ Nursing	0
■ Licensed Practical Nurses (LPNs)	15	■ Therapists	6
■ Certified Nursing Assistants (CNAs)	40	■ Other	0
Administrative	6	Plant Operations and Maintenance	2

- New Jersey nursing homes are subject to a quarterly assessment of \$11.92 per non-Medicare day. Annually, this tax totals \$394,206 for Cinnaminson Center.
- Total Employee Payroll: \$4,520,913
- Estimated State Income Taxes Paid by Employees: \$249,780

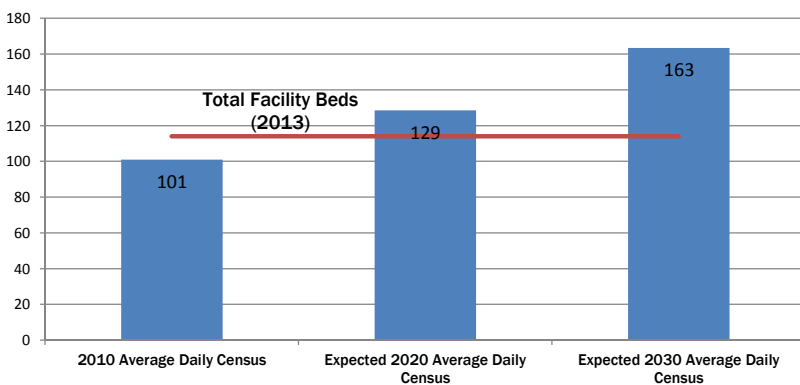
Statistical Profile

■ Medicare Ratings (from 1 to 5 stars)		Avg. Daily Census	Medicare 10.8	Medicaid 79.4	All Other 11.2	Total 101.4
Medicare Overall Rating	★★	Avg. Length of Stay	45.3	527.2	62.7	178.8
Medicare Quality Measure Rating	★★	Occupancy Rate	9.5%	69.7%	9.8%	89.0%
% Medicare Days in Ultra/Very High RUGs	60.7%					
Routine Cost per Day	\$211.57					
Total Beds	114					



- More than half of New Jersey's nursing home residents receive financial assistance from Medicaid, the health care program for low-income individuals that is funded by the federal and state governments. Medicaid pays nursing homes significantly less than the cost of care. An American Health Care Association study indicates New Jersey Medicaid pays nursing homes 18 percent less than cost, resulting in an estimated \$500 million shortfall statewide between the Medicaid rate and the actual cost of care in 2013.

Community Need



New Jersey is striving to reduce institutional long term care use under Medicaid. However, the demographic trend for New Jersey indicates that nursing home bed capacity must remain stable to accommodate the need for advanced care among the oldest and frailest.

National data indicates that on average, 35 percent of people aged 65+ will enter a nursing home for varying lengths of stay. In addition, New Jersey's elderly population is projected to increase by 27.2 percent between 2010 and 2020, and by an additional 27.1 percent between 2020 and 2030, yielding approximately 1.9 million elderly residents by 2030.

The need for Cinnaminson Center's services will continue to increase as the Baby-Boom generation ages.



Note: Figures may not add due to rounding.

CLARA MAASS MEDICAL CENTER TCU

Ownership: Nonprofit

BPCI Model Participation: None

Annual Contributions to Local and State Economy

Total Expenditures: \$3,009,000

- 29 full-time equivalent jobs (salaried and contract), including therapists, nurses, dietary and housekeeping, plant operations and maintenance, administrative and contract labor.

¹ This provider reports its data as a subprovider on another facility's Medicare Cost Report. Subproviders are required to submit a more limited set of data to Medicare on their annual cost reports.

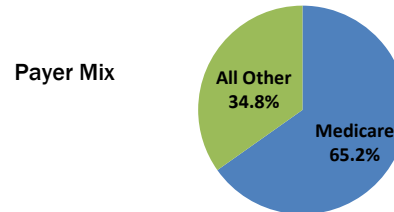
As a result, certain sections of this report cannot be presented for nursing homes reporting as subproviders, as CMS does not collect the necessary data.

Information affected by this data reporting structure include the detailed breakout of FTE jobs by position and the calculation of average length of stay.

- New Jersey nursing homes are subject to a quarterly assessment of \$11.92 per non-Medicare day. Annually, this tax totals \$24,281 for Clara Maass Medical Center TCU.
- Total Employee Payroll: \$1,676,584
- Estimated State Income Taxes Paid by Employees: \$92,631

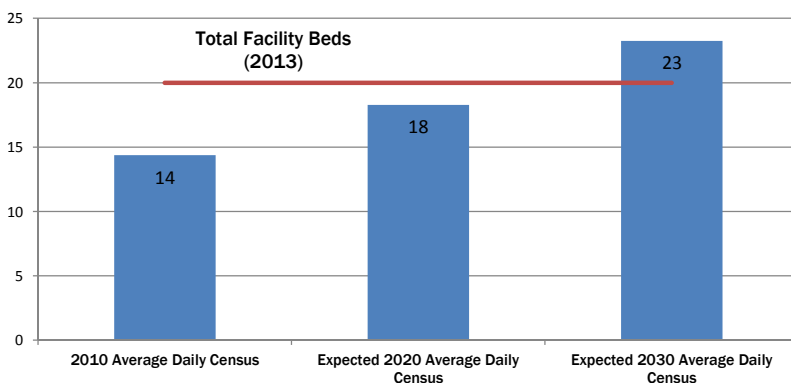
Statistical Profile

■ Medicare Ratings (from 1 to 5 stars)		Avg. Daily Census	Medicare 10.5	Medicaid 0.0	All Other 5.6	Total 16.0
Medicare Overall Rating	★★★★★	Avg. Length of Stay	N/A ¹	N/A ¹	N/A ¹	N/A ¹
Medicare Quality Measure Rating	★★★★★	Occupancy Rate	52.3%	0.0%	27.9%	80.2%
% Medicare Days in Ultra/Very High RUGs	23.9%					
Routine Cost per Day	\$777.51					
Total Beds	20					



- More than half of New Jersey's nursing home residents receive financial assistance from Medicaid, the health care program for low-income individuals that is funded by the federal and state governments. Medicaid pays nursing homes significantly lower than the cost of care. An American Health Care Association study indicates New Jersey Medicaid pays nursing homes 18 percent less than cost, resulting in an estimated \$500 million shortfall statewide between the Medicaid rate and the actual cost of care in 2013.

Community Need



New Jersey is striving to reduce institutional long term care use under Medicaid. However, the demographic trend for New Jersey indicates that nursing home bed capacity must remain stable to accommodate the need for advanced care among the oldest and frailest.

National data indicates that on average, 35 percent of people aged 65+ will enter a nursing home for varying lengths of stay. In addition, New Jersey's elderly population is projected to increase by 27.2 percent between 2010 and 2020, and by an additional 27.1 percent between 2020 and 2030, yielding approximately 1.9 million elderly residents by 2030.

The need for Clara Maass Medical Center TCU's services will continue to increase as the Baby-Boom generation ages.



Note: Figures may not add due to rounding.

CLAREMONT CENTER

Ownership: Nonprofit

BPCI Model Participation: None

Annual Contributions to Local and State Economy

Total Expenditures: \$10,085,100

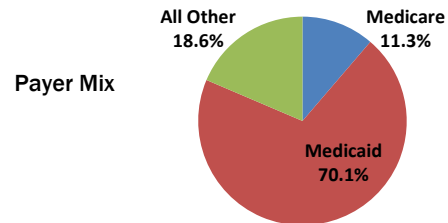
- 113 full-time equivalent jobs (salaried and contract), including key areas such as

Therapists	0	Dietary & Housekeeping	24
Nurses: 67 total, including		Contract Labor: 6 total, including	
■ Registered Nurses (RNs)	16	■ Nursing	1
■ Licensed Practical Nurses (LPNs)	13	■ Therapists	5
■ Certified Nursing Assistants (CNAs)	38	■ Other	0
Administrative	6	Plant Operations and Maintenance	2

- New Jersey nursing homes are subject to a quarterly assessment of \$11.92 per non-Medicare day. Annually, this tax totals \$397,484 for Claremont Center.
- Total Employee Payroll: \$4,447,984
- Estimated State Income Taxes Paid by Employees: \$245,751

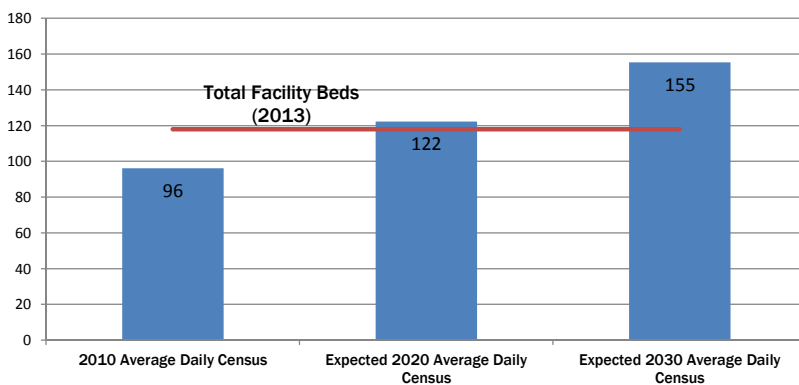
Statistical Profile

■ Medicare Ratings (from 1 to 5 stars)		Avg. Daily Census	Medicare 11.6	Medicaid 72.2	All Other 19.2	Total 103.0
Medicare Overall Rating	★★★	Avg. Length of Stay	52.4	798.7	118.5	217.3
Medicare Quality Measure Rating	★★★★★	Occupancy Rate	9.9%	61.2%	16.2%	87.3%
% Medicare Days in Ultra/Very High RUGs	62.4%					
Routine Cost per Day	\$193.63					
Total Beds	118					



- More than half of New Jersey's nursing home residents receive financial assistance from Medicaid, the health care program for low-income individuals that is funded by the federal and state governments. Medicaid pays nursing homes significantly lower than the cost of care. An American Health Care Association study indicates New Jersey Medicaid pays nursing homes 18 percent less than cost, resulting in an estimated \$500 million shortfall statewide between the Medicaid rate and the actual cost of care in 2013.

Community Need



New Jersey is striving to reduce institutional long term care use under Medicaid. However, the demographic trend for New Jersey indicates that nursing home bed capacity must remain stable to accommodate the need for advanced care among the oldest and frailest.

National data indicates that on average, 35 percent of people aged 65+ will enter a nursing home for varying lengths of stay. In addition, New Jersey's elderly population is projected to increase by 27.2 percent between 2010 and 2020, and by an additional 27.1 percent between 2020 and 2030, yielding approximately 1.9 million elderly residents by 2030.

The need for Claremont Center's services will continue to increase as the Baby-Boom generation ages.



Note: Figures may not add due to rounding.

CLARK NURSING AND REHAB CENTER

Ownership: For-profit

BPCI Model Participation: None

Annual Contributions to Local and State Economy

Total Expenditures: \$14,352,400

- 128 full-time equivalent jobs (salaried and contract), including key areas such as

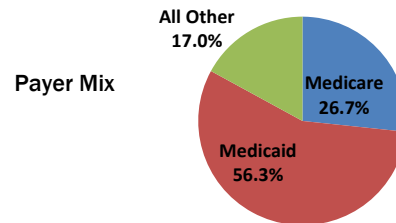
Therapists	0	Dietary & Housekeeping	9
Nurses: 89 total, including		Contract Labor: 0 total, including	
■ Registered Nurses (RNs)	17	■ Nursing	0
■ Licensed Practical Nurses (LPNs)	17	■ Therapists	0
■ Certified Nursing Assistants (CNAs)	55	■ Other	0
Administrative	10	Plant Operations and Maintenance	6

- New Jersey nursing homes are subject to a quarterly assessment of \$11.92 per non-Medicare day. Annually, this tax totals \$366,576 for Clark Nursing and Rehab Center.
- Total Employee Payroll: \$5,446,832
- Estimated State Income Taxes Paid by Employees: \$300,937

Statistical Profile

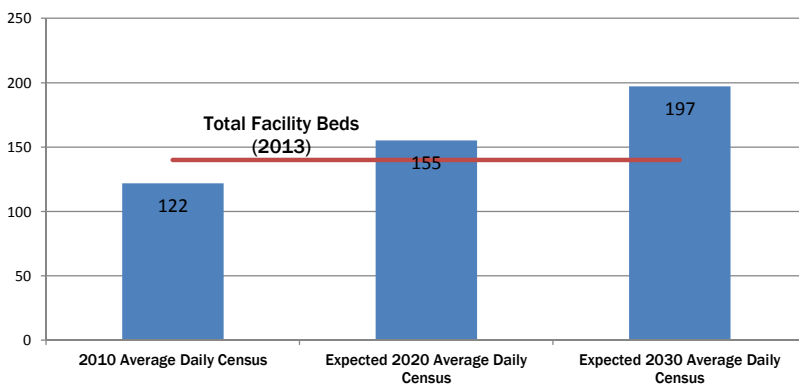
■ Medicare Ratings (from 1 to 5 stars)		Avg. Daily Census	Medicare 30.6	Medicaid 64.7	All Other 19.6	Total 114.9
Medicare Overall Rating	★★★★	Avg. Length of Stay	24.2	203.5	29.2	50.9
Medicare Quality Measure Rating	★★★★★	Occupancy Rate	21.9%	46.2%	14.0%	82.1%

% Medicare Days in Ultra/Very High RUGs	69.2%
Routine Cost per Day	\$274.75
Total Beds	140
<i>Inclusive of 10 Ventilator SCNF beds</i>	



- More than half of New Jersey's nursing home residents receive financial assistance from Medicaid, the health care program for low-income individuals that is funded by the federal and state governments. Medicaid pays nursing homes significantly less than the cost of care. An American Health Care Association study indicates New Jersey Medicaid pays nursing homes 18 percent less than cost, resulting in an estimated \$500 million shortfall statewide between the Medicaid rate and the actual cost of care in 2013.

Community Need



New Jersey is striving to reduce institutional long term care use under Medicaid. However, the demographic trend for New Jersey indicates that nursing home bed capacity must remain stable to accommodate the need for advanced care among the oldest and frailest.

National data indicates that on average, 35 percent of people aged 65+ will enter a nursing home for varying lengths of stay. In addition, New Jersey's elderly population is projected to increase by 27.2 percent between 2010 and 2020, and by an additional 27.1 percent between 2020 and 2030, yielding approximately 1.9 million elderly residents by 2030.

The need for Clark Nursing and Rehab Center's services will continue to increase as the Baby-Boom generation ages.



Note: Figures may not add due to rounding.

CLOVER REST HOME

Ownership: For-profit

BPCI Model Participation: None

Annual Contributions to Local and State Economy

Total Expenditures: \$2,655,600

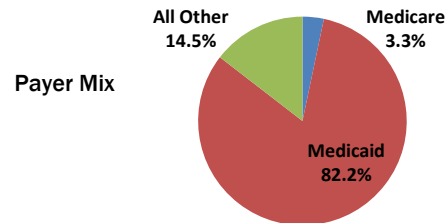
- 36 full-time equivalent jobs (salaried and contract), including key areas such as

Therapists	0	Dietary & Housekeeping	6
Nurses: 22 total, including		Contract Labor: 1 total, including	
■ Registered Nurses (RNs)	6	■ Nursing	0
■ Licensed Practical Nurses (LPNs)	2	■ Therapists	1
■ Certified Nursing Assistants (CNAs)	15	■ Other	0
Administrative	3	Plant Operations and Maintenance	1

- New Jersey nursing homes are subject to a quarterly assessment of \$11.92 per non-Medicare day. Annually, this tax totals \$135,220 for Clover Rest Home.
- Total Employee Payroll: \$1,358,509
- Estimated State Income Taxes Paid by Employees: \$75,058

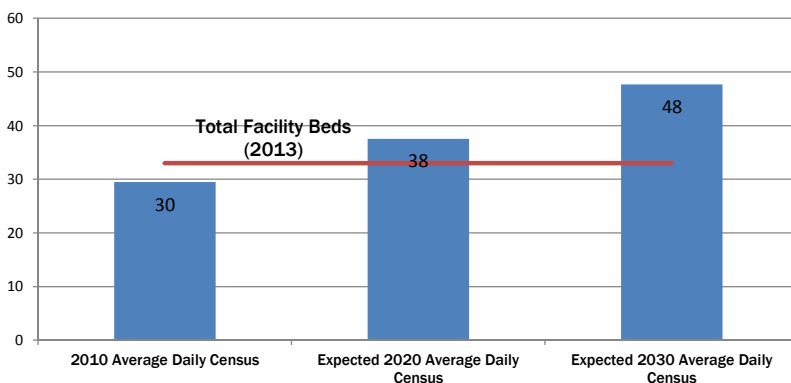
Statistical Profile

■ Medicare Ratings (from 1 to 5 stars)		Avg. Daily Census	Medicare 1.1	Medicaid 26.4	All Other 4.7	Total 32.1
Medicare Overall Rating	★★★★★	Avg. Length of Stay	55.3	3,212.7	853.0	977.6
Medicare Quality Measure Rating	★★★★★	Occupancy Rate	3.2%	80.0%	14.2%	97.4%
% Medicare Days in Ultra/Very High RUGs	93.3%					
Routine Cost per Day	\$63.02					
Total Beds	33					



- More than half of New Jersey's nursing home residents receive financial assistance from Medicaid, the health care program for low-income individuals that is funded by the federal and state governments. Medicaid pays nursing homes significantly less than the cost of care. An American Health Care Association study indicates New Jersey Medicaid pays nursing homes 18 percent less than cost, resulting in an estimated \$500 million shortfall statewide between the Medicaid rate and the actual cost of care in 2013.

Community Need



New Jersey is striving to reduce institutional long term care use under Medicaid. However, the demographic trend for New Jersey indicates that nursing home bed capacity must remain stable to accommodate the need for advanced care among the oldest and frailest.

National data indicates that on average, 35 percent of people aged 65+ will enter a nursing home for varying lengths of stay. In addition, New Jersey's elderly population is projected to increase by 27.2 percent between 2010 and 2020, and by an additional 27.1 percent between 2020 and 2030, yielding approximately 1.9 million elderly residents by 2030.

The need for Clover Rest Home's services will continue to increase as the Baby-Boom generation ages.



Note: Figures may not add due to rounding.

COLLINGSWOOD MANOR

Ownership: Nonprofit

BPCI Model Participation: Model 3

Annual Contributions to Local and State Economy

Total Expenditures: \$11,963,800

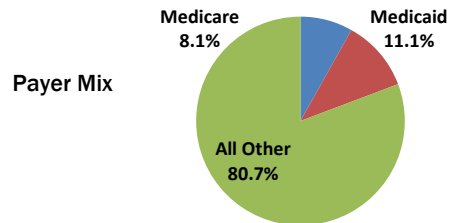
- 145 full-time equivalent jobs (salaried and contract), including key areas such as

Therapists	0	Dietary & Housekeeping	34
Nurses: 46 total, including		Contract Labor: 0 total, including	
■ Registered Nurses (RNs)	11	■ Nursing	0
■ Licensed Practical Nurses (LPNs)	7	■ Therapists	0
■ Certified Nursing Assistants (CNAs)	28	■ Other	0
Administrative	12	Plant Operations and Maintenance	8

- New Jersey nursing homes are subject to a quarterly assessment of \$11.92 per non-Medicare day. Annually, this tax totals \$653,955 for Collingswood Manor.
- Total Employee Payroll: \$5,376,963
- Estimated State Income Taxes Paid by Employees: \$297,077

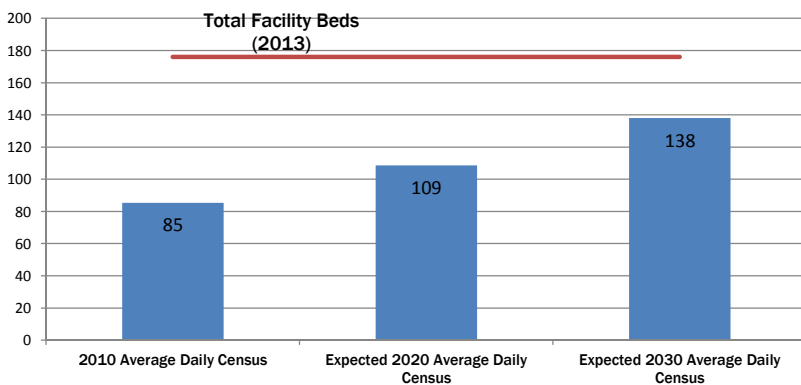
Statistical Profile

<ul style="list-style-type: none"> Medicare Ratings (from 1 to 5 stars) <p>Medicare Overall Rating ★★★★★</p> <p>Medicare Quality Measure Rating ★★★★★</p> <p>% Medicare Days in Ultra/Very High RUGs 85.5%</p> <p>Routine Cost per Day \$78.59</p> <p>Total Beds 176</p>	<table border="0" style="width: 100%;"> <thead> <tr> <th></th> <th style="text-align: center;">Medicare</th> <th style="text-align: center;">Medicaid</th> <th style="text-align: center;">All Other</th> <th style="text-align: center;">Total</th> </tr> </thead> <tbody> <tr> <td>Avg. Daily Census</td> <td style="text-align: center;">13.3</td> <td style="text-align: center;">18.2</td> <td style="text-align: center;">132.1</td> <td style="text-align: center;">163.6</td> </tr> <tr> <td>Avg. Length of Stay</td> <td style="text-align: center;">31.3</td> <td style="text-align: center;">1,664.0</td> <td style="text-align: center;">1,071.2</td> <td style="text-align: center;">292.7</td> </tr> <tr> <td>Occupancy Rate</td> <td style="text-align: center;">7.5%</td> <td style="text-align: center;">10.4%</td> <td style="text-align: center;">75.0%</td> <td style="text-align: center;">92.9%</td> </tr> </tbody> </table>		Medicare	Medicaid	All Other	Total	Avg. Daily Census	13.3	18.2	132.1	163.6	Avg. Length of Stay	31.3	1,664.0	1,071.2	292.7	Occupancy Rate	7.5%	10.4%	75.0%	92.9%
	Medicare	Medicaid	All Other	Total																	
Avg. Daily Census	13.3	18.2	132.1	163.6																	
Avg. Length of Stay	31.3	1,664.0	1,071.2	292.7																	
Occupancy Rate	7.5%	10.4%	75.0%	92.9%																	



- More than half of New Jersey's nursing home residents receive financial assistance from Medicaid, the health care program for low-income individuals that is funded by the federal and state governments. Medicaid pays nursing homes significantly lower than the cost of care. An American Health Care Association study indicates New Jersey Medicaid pays nursing homes 18 percent less than cost, resulting in an estimated \$500 million shortfall statewide between the Medicaid rate and the actual cost of care in 2013.

Community Need



New Jersey is striving to reduce institutional long term care use under Medicaid. However, the demographic trend for New Jersey indicates that nursing home bed capacity must remain stable to accommodate the need for advanced care among the oldest and frailest.

National data indicates that on average, 35 percent of people aged 65+ will enter a nursing home for varying lengths of stay. In addition, New Jersey's elderly population is projected to increase by 27.2 percent between 2010 and 2020, and by an additional 27.1 percent between 2020 and 2030, yielding approximately 1.9 million elderly residents by 2030.

The need for Collingswood Manor's services will continue to increase as the Baby-Boom generation ages.



Note: Figures may not add due to rounding.

COMMUNITY MEDICAL CENTER TCU

Ownership: Nonprofit

BPCI Model Participation: None

Annual Contributions to Local and State Economy

Total Expenditures: \$3,893,700

- 26 full-time equivalent jobs (salaried and contract), including therapists, nurses, dietary and housekeeping, plant operations and maintenance, administrative and contract labor.

¹ This provider reports its data as a subprovider on another facility's Medicare Cost Report. Subproviders are required to submit a more limited set of data to Medicare on their annual cost reports.

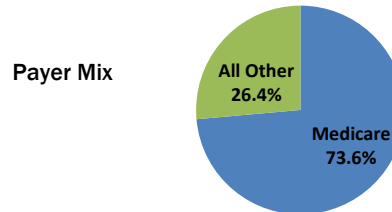
As a result, certain sections of this report cannot be presented for nursing homes reporting as subproviders, as CMS does not collect the necessary data.

Information affected by this data reporting structure include the detailed breakout of FTE jobs by position and the calculation of average length of stay.

- New Jersey nursing homes are subject to a quarterly assessment of \$11.92 per non-Medicare day. Annually, this tax totals \$26,462 for Community Medical Center TCU.
- Total Employee Payroll: \$1,819,442
- Estimated State Income Taxes Paid by Employees: \$100,524

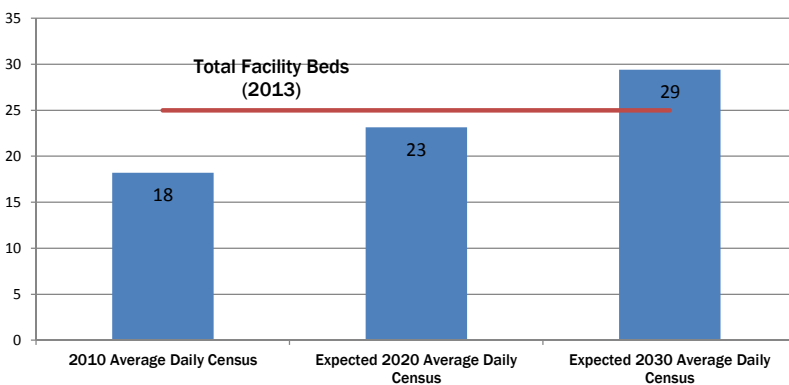
Statistical Profile

■ Medicare Ratings (from 1 to 5 stars)		Avg. Daily Census	Medicare 16.9	Medicaid 0.0	All Other 6.1	Total 23.0
Medicare Overall Rating	★★★★★	Avg. Length of Stay	N/A ¹	N/A ¹	N/A ¹	N/A ¹
Medicare Quality Measure Rating	★★★★★	Occupancy Rate	67.7%	0.0%	24.3%	92.0%
% Medicare Days in Ultra/Very High RUGs	59.9%					
Routine Cost per Day	\$684.26					
Total Beds	25					



- More than half of New Jersey's nursing home residents receive financial assistance from Medicaid, the health care program for low-income individuals that is funded by the federal and state governments. Medicaid pays nursing homes significantly lower than the cost of care. An American Health Care Association study indicates New Jersey Medicaid pays nursing homes 18 percent less than cost, resulting in an estimated \$500 million shortfall statewide between the Medicaid rate and the actual cost of care in 2013.

Community Need



New Jersey is striving to reduce institutional long term care use under Medicaid. However, the demographic trend for New Jersey indicates that nursing home bed capacity must remain stable to accommodate the need for advanced care among the oldest and frailest.

National data indicates that on average, 35 percent of people aged 65+ will enter a nursing home for varying lengths of stay. In addition, New Jersey's elderly population is projected to increase by 27.2 percent between 2010 and 2020, and by an additional 27.1 percent between 2020 and 2030, yielding approximately 1.9 million elderly residents by 2030.

The need for Community Medical Center TCU's services will continue to increase as the Baby-Boom generation ages.



Note: Figures may not add due to rounding.

CONCORD HEALTHCARE & REHABILITATION CENTER

Ownership: For-profit

BPCI Model Participation: None

Annual Contributions to Local and State Economy

Total Expenditures: \$9,407,800

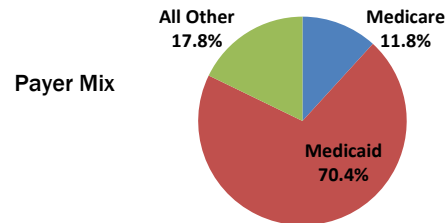
- 122 full-time equivalent jobs (salaried and contract), including key areas such as

Therapists	0	Dietary & Housekeeping	26
Nurses: 65 total, including		Contract Labor: 6 total, including	
■ Registered Nurses (RNs)	7	■ Nursing	0
■ Licensed Practical Nurses (LPNs)	17	■ Therapists	6
■ Certified Nursing Assistants (CNAs)	41	■ Other	0
Administrative	9	Plant Operations and Maintenance	3

- New Jersey nursing homes are subject to a quarterly assessment of \$11.92 per non-Medicare day. Annually, this tax totals \$373,644 for Concord Healthcare & Rehabilitation Center.
- Total Employee Payroll: \$4,525,309
- Estimated State Income Taxes Paid by Employees: \$250,023

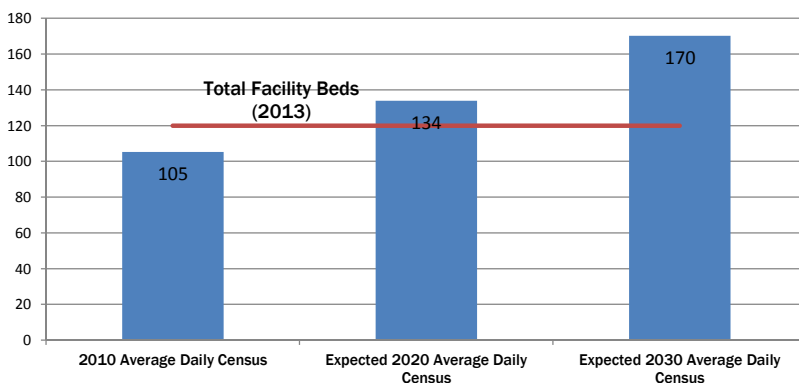
Statistical Profile

■ Medicare Ratings (from 1 to 5 stars)		Avg. Daily Census	Medicare 11.5	Medicaid 68.5	All Other 17.3	Total 97.3
Medicare Overall Rating	★★★	Avg. Length of Stay	24.8	290.9	51.5	94.0
Medicare Quality Measure Rating	★★★★	Occupancy Rate	9.6%	57.1%	14.5%	81.1%
% Medicare Days in Ultra/Very High RUGs	80.4%					
Routine Cost per Day	\$235.76					
Total Beds	120					



- More than half of New Jersey's nursing home residents receive financial assistance from Medicaid, the health care program for low-income individuals that is funded by the federal and state governments. Medicaid pays nursing homes significantly lower than the cost of care. An American Health Care Association study indicates New Jersey Medicaid pays nursing homes 18 percent less than cost, resulting in an estimated \$500 million shortfall statewide between the Medicaid rate and the actual cost of care in 2013.

Community Need



New Jersey is striving to reduce institutional long term care use under Medicaid. However, the demographic trend for New Jersey indicates that nursing home bed capacity must remain stable to accommodate the need for advanced care among the oldest and frailest.

National data indicates that on average, 35 percent of people aged 65+ will enter a nursing home for varying lengths of stay. In addition, New Jersey's elderly population is projected to increase by 27.2 percent between 2010 and 2020, and by an additional 27.1 percent between 2020 and 2030, yielding approximately 1.9 million elderly residents by 2030.

The need for Concord Healthcare & Rehabilitation Center's services will continue to increase as the Baby-Boom generation ages.



Note: Figures may not add due to rounding.

CONTINUING CARE AT SEABROOK

Ownership: Nonprofit

BPCI Model Participation: None

Annual Contributions to Local and State Economy

Total Expenditures: \$98,659,800

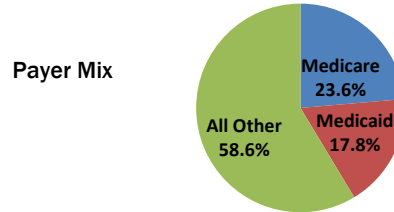
- 525 full-time equivalent jobs (salaried and contract), including key areas such as

Therapists	5	Dietary & Housekeeping	3
Nurses: 66 total, including		Contract Labor: 0 total, including	
■ Registered Nurses (RNs)	6	■ Nursing	0
■ Licensed Practical Nurses (LPNs)	19	■ Therapists	0
■ Certified Nursing Assistants (CNAs)	41	■ Other	0
Administrative	25	Plant Operations and Maintenance	30

- New Jersey nursing homes are subject to a quarterly assessment of \$11.92 per non-Medicare day. Annually, this tax totals \$310,850 for Continuing Care at Seabrook.
- Total Employee Payroll: \$20,517,253
- Estimated State Income Taxes Paid by Employees: \$1,133,578

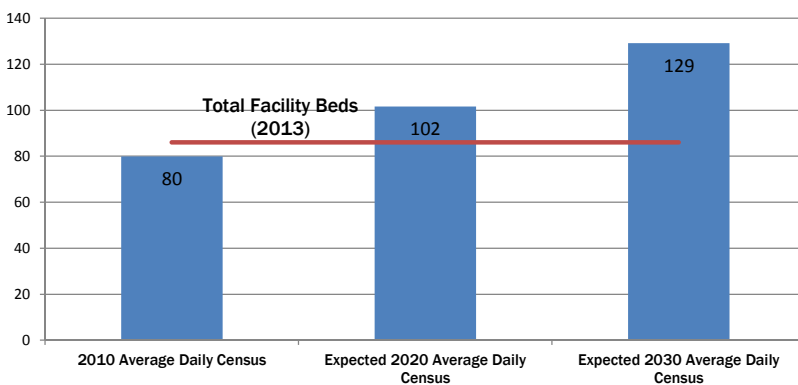
Statistical Profile

■ Medicare Ratings (from 1 to 5 stars)		Avg. Daily Census	Medicare 22.1	Medicaid 16.6	All Other 54.8	Total 93.5
Medicare Overall Rating	★★★★	Avg. Length of Stay	50.1	758.5	102.1	93.5
Medicare Quality Measure Rating	★★★★	Occupancy Rate	25.7%	19.3%	63.7%	108.8%
% Medicare Days in Ultra/Very High RUGs	40.0%					
Routine Cost per Day	\$332.60					
Total Beds	86					



- More than half of New Jersey's nursing home residents receive financial assistance from Medicaid, the health care program for low-income individuals that is funded by the federal and state governments. Medicaid pays nursing homes significantly less than the cost of care. An American Health Care Association study indicates New Jersey Medicaid pays nursing homes 18 percent less than cost, resulting in an estimated \$500 million shortfall statewide between the Medicaid rate and the actual cost of care in 2013.

Community Need



New Jersey is striving to reduce institutional long term care use under Medicaid. However, the demographic trend for New Jersey indicates that nursing home bed capacity must remain stable to accommodate the need for advanced care among the oldest and frailest.

National data indicates that on average, 35 percent of people aged 65+ will enter a nursing home for varying lengths of stay. In addition, New Jersey's elderly population is projected to increase by 27.2 percent between 2010 and 2020, and by an additional 27.1 percent between 2020 and 2030, yielding approximately 1.9 million elderly residents by 2030.

The need for Continuing Care at Seabrook's services will continue to increase as the Baby-Boom generation ages.



Note: Figures may not add due to rounding.

COOPER RIVER WEST

Ownership: For-profit

BPCI Model Participation: Model 3

Annual Contributions to Local and State Economy

Total Expenditures: \$15,655,600

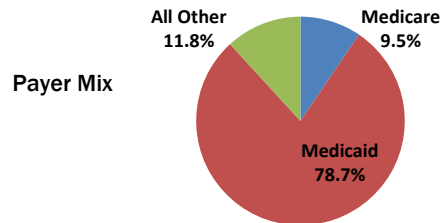
- 174 full-time equivalent jobs (salaried and contract), including key areas such as

Therapists	0	Dietary & Housekeeping	32
Nurses: 109 total, including		Contract Labor: 12 total, including	
■ Registered Nurses (RNs)	27	■ Nursing	2
■ Licensed Practical Nurses (LPNs)	22	■ Therapists	9
■ Certified Nursing Assistants (CNAs)	60	■ Other	0
Administrative	10	Plant Operations and Maintenance	2

- New Jersey nursing homes are subject to a quarterly assessment of \$11.92 per non-Medicare day. Annually, this tax totals \$656,268 for Cooper River West.
- Total Employee Payroll: \$6,783,126
- Estimated State Income Taxes Paid by Employees: \$374,768

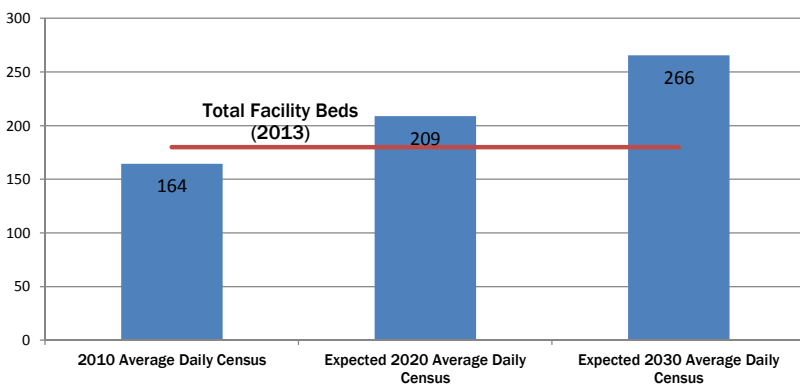
Statistical Profile

■ Medicare Ratings (from 1 to 5 stars)		Avg. Daily Census	Medicare 15.8	Medicaid 131.2	All Other 19.7	Total 166.7
Medicare Overall Rating	★	Avg. Length of Stay	38.0	447.4	33.7	128.9
Medicare Quality Measure Rating	★★★	Occupancy Rate	8.8%	72.9%	10.9%	92.6%
% Medicare Days in Ultra/Very High RUGs	58.6%					
Routine Cost per Day	\$208.52					
Total Beds	180					



- More than half of New Jersey's nursing home residents receive financial assistance from Medicaid, the health care program for low-income individuals that is funded by the federal and state governments. Medicaid pays nursing homes significantly lower than the cost of care. An American Health Care Association study indicates New Jersey Medicaid pays nursing homes 18 percent less than cost, resulting in an estimated \$500 million shortfall statewide between the Medicaid rate and the actual cost of care in 2013.

Community Need



New Jersey is striving to reduce institutional long term care use under Medicaid. However, the demographic trend for New Jersey indicates that nursing home bed capacity must remain stable to accommodate the need for advanced care among the oldest and frailest.

National data indicates that on average, 35 percent of people aged 65+ will enter a nursing home for varying lengths of stay. In addition, New Jersey's elderly population is projected to increase by 27.2 percent between 2010 and 2020, and by an additional 27.1 percent between 2020 and 2030, yielding approximately 1.9 million elderly residents by 2030.

The need for Cooper River West's services will continue to increase as the Baby-Boom generation ages.



Note: Figures may not add due to rounding.

CORNELL HALL CARE & REHABILITATION CENTER

Ownership: For-profit

BPCI Model Participation: Model 3

Annual Contributions to Local and State Economy

Total Expenditures: \$17,549,200

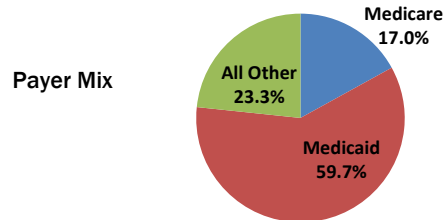
- 158 full-time equivalent jobs (salaried and contract), including key areas such as

Therapists	0	Dietary & Housekeeping	17
Nurses: 95 total, including		Contract Labor: 20 total, including	
■ Registered Nurses (RNs)	11	■ Nursing	5
■ Licensed Practical Nurses (LPNs)	25	■ Therapists	15
■ Certified Nursing Assistants (CNAs)	60	■ Other	0
Administrative	5	Plant Operations and Maintenance	3

- New Jersey nursing homes are subject to a quarterly assessment of \$11.92 per non-Medicare day. Annually, this tax totals \$583,436 for Cornell Hall Care & Rehabilitation Center.
- Total Employee Payroll: \$5,872,485
- Estimated State Income Taxes Paid by Employees: \$324,455

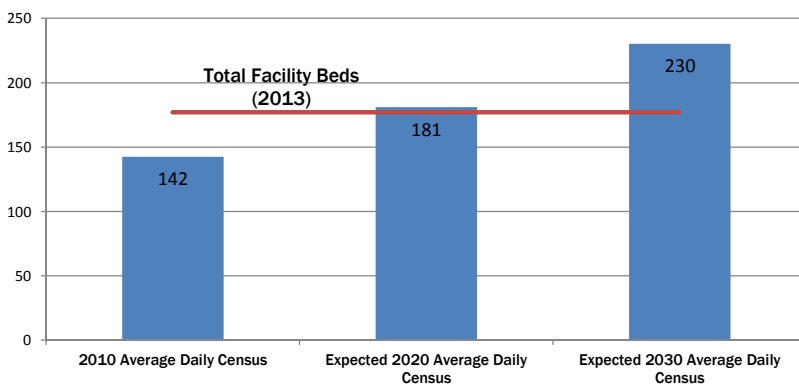
Statistical Profile

■ Medicare Ratings (from 1 to 5 stars)		Avg. Daily Census	Medicare 27.4	Medicaid 96.4	All Other 37.7	Total 161.5
Medicare Overall Rating	★★★★★	Avg. Length of Stay	33.7	264.5	56.2	87.3
Medicare Quality Measure Rating	★★★★★	Occupancy Rate	15.5%	54.5%	21.3%	91.2%
% Medicare Days in Ultra/Very High RUGs	86.0%					
Routine Cost per Day	\$225.40					
Total Beds	177					



- More than half of New Jersey's nursing home residents receive financial assistance from Medicaid, the health care program for low-income individuals that is funded by the federal and state governments. Medicaid pays nursing homes significantly lower than the cost of care. An American Health Care Association study indicates New Jersey Medicaid pays nursing homes 18 percent less than cost, resulting in an estimated \$500 million shortfall statewide between the Medicaid rate and the actual cost of care in 2013.

Community Need



New Jersey is striving to reduce institutional long term care use under Medicaid. However, the demographic trend for New Jersey indicates that nursing home bed capacity must remain stable to accommodate the need for advanced care among the oldest and frailest.

National data indicates that on average, 35 percent of people aged 65+ will enter a nursing home for varying lengths of stay. In addition, New Jersey's elderly population is projected to increase by 27.2 percent between 2010 and 2020, and by an additional 27.1 percent between 2020 and 2030, yielding approximately 1.9 million elderly residents by 2030.

The need for Cornell Hall Care & Rehabilitation Center's services will continue to increase as the Baby-Boom generation ages.



Note: Figures may not add due to rounding.

COUNTRY ARCH CARE CENTER

Ownership: For-profit

BPCI Model Participation: None

Annual Contributions to Local and State Economy

Total Expenditures: \$11,203,600

- 121 full-time equivalent jobs (salaried and contract), including key areas such as

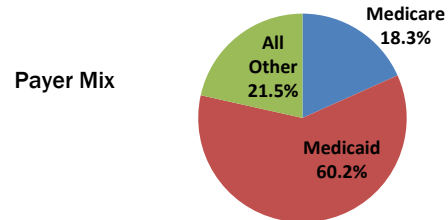
Therapists	0	Dietary & Housekeeping	23
Nurses: 71 total, including		Contract Labor: 9 total, including	
■ Registered Nurses (RNs)	17	■ Nursing	1
■ Licensed Practical Nurses (LPNs)	10	■ Therapists	8
■ Certified Nursing Assistants (CNAs)	44	■ Other	0
Administrative	4	Plant Operations and Maintenance	0

- New Jersey nursing homes are subject to a quarterly assessment of \$11.92 per non-Medicare day. Annually, this tax totals \$370,521 for Country Arch Care Center.
- Total Employee Payroll: \$4,743,414
- Estimated State Income Taxes Paid by Employees: \$262,074

Statistical Profile

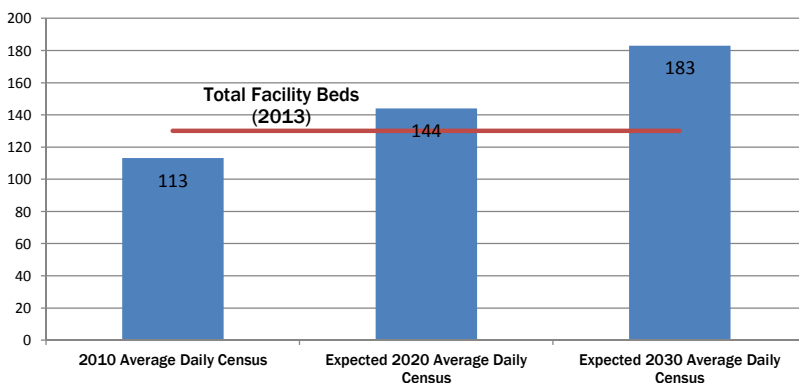
■ Medicare Ratings (from 1 to 5 stars)		Avg. Daily Census	Medicare 19.1	Medicaid 62.7	All Other 22.4	Total 104.3
Medicare Overall Rating	★★★	Avg. Length of Stay	32.0	487.2	92.0	107.5
Medicare Quality Measure Rating	★★★	Occupancy Rate	14.7%	48.3%	17.2%	80.2%

% Medicare Days in Ultra/Very High RUGs	94.4%
Routine Cost per Day	\$242.74
Total Beds	130



- More than half of New Jersey's nursing home residents receive financial assistance from Medicaid, the health care program for low-income individuals that is funded by the federal and state governments. Medicaid pays nursing homes significantly lower than the cost of care. An American Health Care Association study indicates New Jersey Medicaid pays nursing homes 18 percent less than cost, resulting in an estimated \$500 million shortfall statewide between the Medicaid rate and the actual cost of care in 2013.

Community Need



New Jersey is striving to reduce institutional long term care use under Medicaid. However, the demographic trend for New Jersey indicates that nursing home bed capacity must remain stable to accommodate the need for advanced care among the oldest and frailest.

National data indicates that on average, 35 percent of people aged 65+ will enter a nursing home for varying lengths of stay. In addition, New Jersey's elderly population is projected to increase by 27.2 percent between 2010 and 2020, and by an additional 27.1 percent between 2020 and 2030, yielding approximately 1.9 million elderly residents by 2030.

The need for Country Arch Care Center's services will continue to increase as the Baby-Boom generation ages.



Note: Figures may not add due to rounding.

COUNTY MANOR REHABILITATION & HCC

Ownership: For-profit

BPCI Model Participation: None

Annual Contributions to Local and State Economy

Total Expenditures: \$7,056,100

- 75 full-time equivalent jobs (salaried and contract), including key areas such as

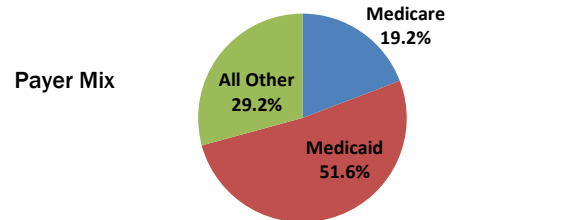
Therapists	0	Dietary & Housekeeping	10
Nurses: 43 total, including		Contract Labor: 8 total, including	
■ Registered Nurses (RNs)	8	■ Nursing	2
■ Licensed Practical Nurses (LPNs)	11	■ Therapists	6
■ Certified Nursing Assistants (CNAs)	24	■ Other	0
Administrative	5	Plant Operations and Maintenance	1

- New Jersey nursing homes are subject to a quarterly assessment of \$11.92 per non-Medicare day. Annually, this tax totals \$207,420 for County Manor Rehabilitation & HCC.
- Total Employee Payroll: \$2,738,083
- Estimated State Income Taxes Paid by Employees: \$151,279

Statistical Profile

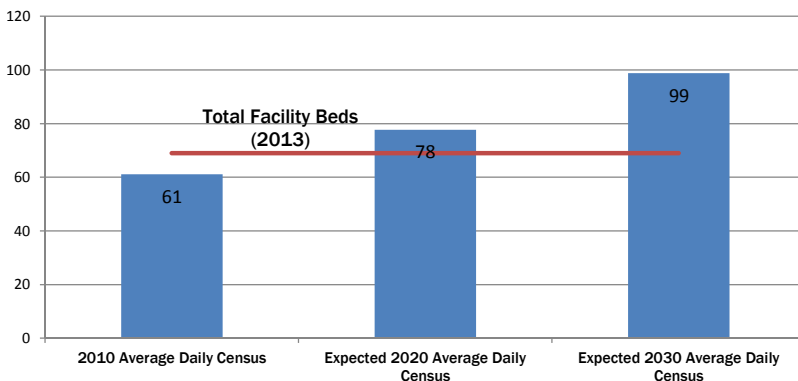
■ Medicare Ratings (from 1 to 5 stars)		Avg. Daily Census	Medicare 11.3	Medicaid 30.4	All Other 17.2	Total 59.0
Medicare Overall Rating	★★★★	Avg. Length of Stay	36.9	528.8	99.9	109.9
Medicare Quality Measure Rating	★★	Occupancy Rate	16.4%	44.1%	25.0%	85.5%

% Medicare Days in Ultra/Very High RUGs	95.6%
Routine Cost per Day	\$274.81
Total Beds	69



- More than half of New Jersey's nursing home residents receive financial assistance from Medicaid, the health care program for low-income individuals that is funded by the federal and state governments. Medicaid pays nursing homes significantly lower than the cost of care. An American Health Care Association study indicates New Jersey Medicaid pays nursing homes 18 percent less than cost, resulting in an estimated \$500 million shortfall statewide between the Medicaid rate and the actual cost of care in 2013.

Community Need



New Jersey is striving to reduce institutional long term care use under Medicaid. However, the demographic trend for New Jersey indicates that nursing home bed capacity must remain stable to accommodate the need for advanced care among the oldest and frailest.

National data indicates that on average, 35 percent of people aged 65+ will enter a nursing home for varying lengths of stay. In addition, New Jersey's elderly population is projected to increase by 27.2 percent between 2010 and 2020, and by an additional 27.1 percent between 2020 and 2030, yielding approximately 1.9 million elderly residents by 2030.

The need for County Manor Rehabilitation & HCC's services will continue to increase as the Baby-Boom generation ages.



Note: Figures may not add due to rounding.

COURT HOUSE CENTER

Ownership: For-profit

BPCI Model Participation: None

Annual Contributions to Local and State Economy

Total Expenditures: \$9,919,600

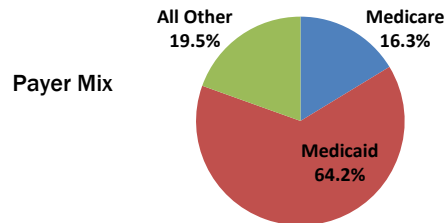
- 91 full-time equivalent jobs (salaried and contract), including key areas such as

Therapists	0	Dietary & Housekeeping	0
Nurses: 64 total, including		Contract Labor: 3 total, including	
■ Registered Nurses (RNs)	10	■ Nursing	3
■ Licensed Practical Nurses (LPNs)	17	■ Therapists	0
■ Certified Nursing Assistants (CNAs)	37	■ Other	0
Administrative	9	Plant Operations and Maintenance	2

- New Jersey nursing homes are subject to a quarterly assessment of \$11.92 per non-Medicare day. Annually, this tax totals \$355,097 for Court House Center.
- Total Employee Payroll: \$3,813,529
- Estimated State Income Taxes Paid by Employees: \$210,697

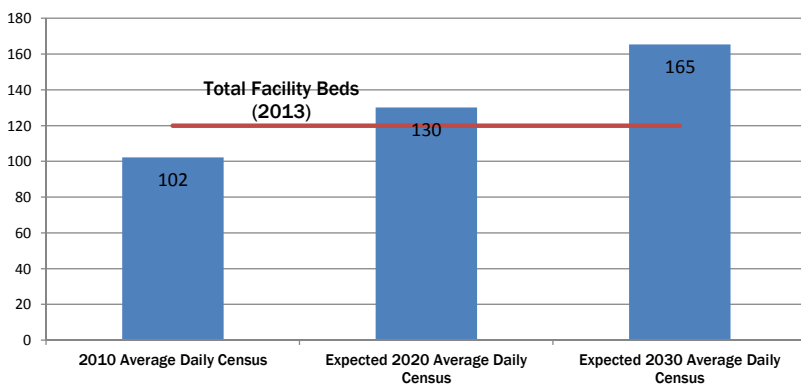
Statistical Profile

■ Medicare Ratings (from 1 to 5 stars)		Avg. Daily Census	Medicare 15.9	Medicaid 62.6	All Other 19.0	Total 97.5
Medicare Overall Rating	★	Avg. Length of Stay	38.7	1,427.9	47.9	114.5
Medicare Quality Measure Rating	★★★	Occupancy Rate	13.3%	52.2%	15.9%	81.3%
% Medicare Days in Ultra/Very High RUGs	76.6%					
Routine Cost per Day	\$221.00					
Total Beds	120					



- More than half of New Jersey's nursing home residents receive financial assistance from Medicaid, the health care program for low-income individuals that is funded by the federal and state governments. Medicaid pays nursing homes significantly lower than the cost of care. An American Health Care Association study indicates New Jersey Medicaid pays nursing homes 18 percent less than cost, resulting in an estimated \$500 million shortfall statewide between the Medicaid rate and the actual cost of care in 2013.

Community Need



New Jersey is striving to reduce institutional long term care use under Medicaid. However, the demographic trend for New Jersey indicates that nursing home bed capacity must remain stable to accommodate the need for advanced care among the oldest and frailest.

National data indicates that on average, 35 percent of people aged 65+ will enter a nursing home for varying lengths of stay. In addition, New Jersey's elderly population is projected to increase by 27.2 percent between 2010 and 2020, and by an additional 27.1 percent between 2020 and 2030, yielding approximately 1.9 million elderly residents by 2030.

The need for Court House Center's services will continue to increase as the Baby-Boom generation ages.



Note: Figures may not add due to rounding.

CRANBURY CENTER

Ownership: For-profit

BPCI Model Participation: Model 3

Annual Contributions to Local and State Economy

Total Expenditures: \$15,825,700

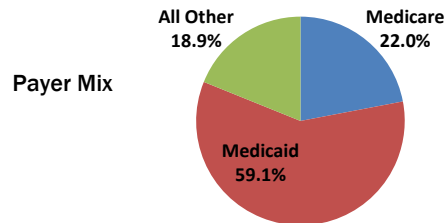
- 170 full-time equivalent jobs (salaried and contract), including key areas such as

Therapists	0	Dietary & Housekeeping	29
Nurses: 105 total, including		Contract Labor: 13 total, including	
■ Registered Nurses (RNs)	34	■ Nursing	0
■ Licensed Practical Nurses (LPNs)	14	■ Therapists	12
■ Certified Nursing Assistants (CNAs)	57	■ Other	0
Administrative	8	Plant Operations and Maintenance	2

- New Jersey nursing homes are subject to a quarterly assessment of \$11.92 per non-Medicare day. Annually, this tax totals \$459,623 for Cranbury Center.
- Total Employee Payroll: \$6,961,068
- Estimated State Income Taxes Paid by Employees: \$384,599

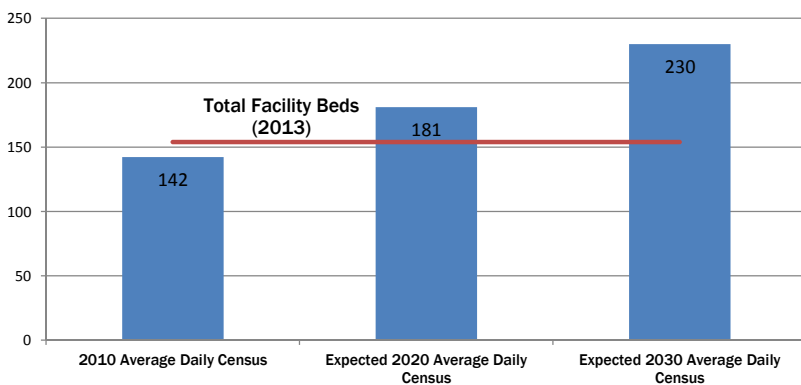
Statistical Profile

■ Medicare Ratings (from 1 to 5 stars)		Avg. Daily Census	Medicare 29.8	Medicaid 80.0	All Other 25.6	Total 135.5
Medicare Overall Rating	★★★★	Avg. Length of Stay	33.6	679.3	46.3	86.9
Medicare Quality Measure Rating	★★	Occupancy Rate	19.4%	52.0%	16.6%	88.0%
% Medicare Days in Ultra/Very High RUGs	67.4%					
Routine Cost per Day	\$249.75					
Total Beds	154					



- More than half of New Jersey's nursing home residents receive financial assistance from Medicaid, the health care program for low-income individuals that is funded by the federal and state governments. Medicaid pays nursing homes significantly lower than the cost of care. An American Health Care Association study indicates New Jersey Medicaid pays nursing homes 18 percent less than cost, resulting in an estimated \$500 million shortfall statewide between the Medicaid rate and the actual cost of care in 2013.

Community Need



New Jersey is striving to reduce institutional long term care use under Medicaid. However, the demographic trend for New Jersey indicates that nursing home bed capacity must remain stable to accommodate the need for advanced care among the oldest and frailest.

National data indicates that on average, 35 percent of people aged 65+ will enter a nursing home for varying lengths of stay. In addition, New Jersey's elderly population is projected to increase by 27.2 percent between 2010 and 2020, and by an additional 27.1 percent between 2020 and 2030, yielding approximately 1.9 million elderly residents by 2030.

The need for Cranbury Center's services will continue to increase as the Baby-Boom generation ages.



Note: Figures may not add due to rounding.

CRANFORD PARK REHABILITATION & HEALTHCARE CENTER

Ownership: For-profit

BPCI Model Participation: None

Annual Contributions to Local and State Economy

Total Expenditures: \$5,329,100

- 71 full-time equivalent jobs (salaried and contract), including key areas such as

Therapists	0	Dietary & Housekeeping	13
Nurses: 43 total, including		Contract Labor: 0 total, including	
■ Registered Nurses (RNs)	3	■ Nursing	0
■ Licensed Practical Nurses (LPNs)	10	■ Therapists	0
■ Certified Nursing Assistants (CNAs)	30	■ Other	0
Administrative	5	Plant Operations and Maintenance	2

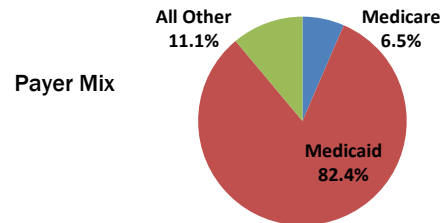
- New Jersey nursing homes are subject to a quarterly assessment of \$11.92 per non-Medicare day. Annually, this tax totals \$248,115 for Cranford Park Rehabilitation & Healthcare Center.

Total Employee Payroll: \$2,471,956

Estimated State Income Taxes Paid by Employees: \$136,576

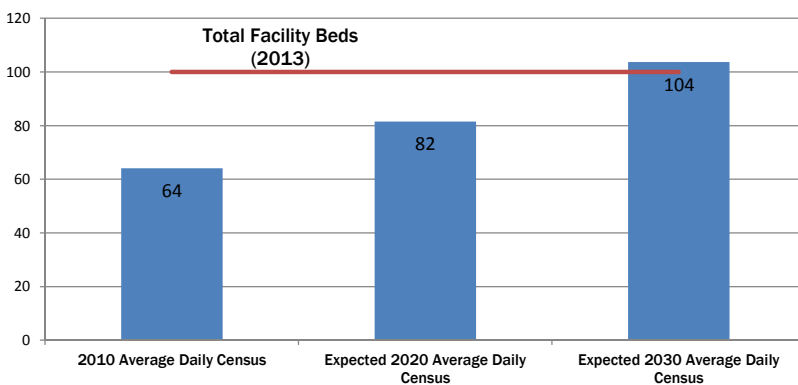
Statistical Profile

■ Medicare Ratings (from 1 to 5 stars)		Avg. Daily Census	Medicare 4.0	Medicaid 50.3	All Other 6.7	Total 61.0
Medicare Overall Rating	★★	Avg. Length of Stay	55.7	0.0	60.1	332.3
Medicare Quality Measure Rating	★★★★★	Occupancy Rate	4.0%	50.3%	6.7%	61.0%
% Medicare Days in Ultra/Very High RUGs	56.1%					
Routine Cost per Day	\$192.58					
Total Beds	100					



- More than half of New Jersey's nursing home residents receive financial assistance from Medicaid, the health care program for low-income individuals that is funded by the federal and state governments. Medicaid pays nursing homes significantly lower than the cost of care. An American Health Care Association study indicates New Jersey Medicaid pays nursing homes 18 percent less than cost, resulting in an estimated \$500 million shortfall statewide between the Medicaid rate and the actual cost of care in 2013.

Community Need



New Jersey is striving to reduce institutional long term care use under Medicaid. However, the demographic trend for New Jersey indicates that nursing home bed capacity must remain stable to accommodate the need for advanced care among the oldest and frailest.

National data indicates that on average, 35 percent of people aged 65+ will enter a nursing home for varying lengths of stay. In addition, New Jersey's elderly population is projected to increase by 27.2 percent between 2010 and 2020, and by an additional 27.1 percent between 2020 and 2030, yielding approximately 1.9 million elderly residents by 2030.

The need for Cranford Park Rehabilitation & Healthcare Center's services will continue to increase as the Baby-Boom generation ages.



Note: Figures may not add due to rounding.

CRANFORD REHAB & NURSING CENTER

Ownership: For-profit

BPCI Model Participation: None

Annual Contributions to Local and State Economy

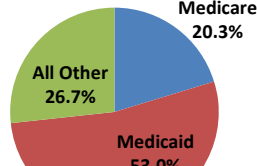
Total Expenditures: \$10,378,100

- 81 full-time equivalent jobs (salaried and contract), including key areas such as

Therapists	0	Dietary & Housekeeping	0
Nurses: 65 total, including		Contract Labor: 0 total, including	
■ Registered Nurses (RNs)	9	■ Nursing	0
■ Licensed Practical Nurses (LPNs)	17	■ Therapists	0
■ Certified Nursing Assistants (CNAs)	39	■ Other	0
Administrative	6	Plant Operations and Maintenance	2

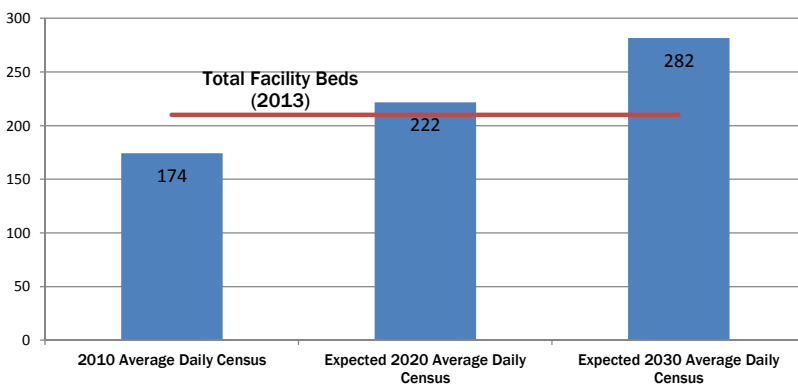
- New Jersey nursing homes are subject to a quarterly assessment of \$11.92 per non-Medicare day. Annually, this tax totals \$349,268 for Cranford Rehab & Nursing Center.
- Total Employee Payroll: \$3,907,515
- Estimated State Income Taxes Paid by Employees: \$215,890

Statistical Profile

■ Medicare Ratings (from 1 to 5 stars)		Avg. Daily Census	Medicare 20.4	Medicaid 53.4	All Other 26.9	Total 100.7
Medicare Overall Rating	★★★	Avg. Length of Stay	24.3	1,082.6	981.5	109.7
Medicare Quality Measure Rating	★★★★★	Occupancy Rate	9.7%	25.4%	12.8%	47.9%
% Medicare Days in Ultra/Very High RUGs	92.8%	Payer Mix				
Routine Cost per Day	\$211.88					
Total Beds	210					

- More than half of New Jersey's nursing home residents receive financial assistance from Medicaid, the health care program for low-income individuals that is funded by the federal and state governments. Medicaid pays nursing homes significantly lower than the cost of care. An American Health Care Association study indicates New Jersey Medicaid pays nursing homes 18 percent less than cost, resulting in an estimated \$500 million shortfall statewide between the Medicaid rate and the actual cost of care in 2013.

Community Need



New Jersey is striving to reduce institutional long term care use under Medicaid. However, the demographic trend for New Jersey indicates that nursing home bed capacity must remain stable to accommodate the need for advanced care among the oldest and frailest.

National data indicates that on average, 35 percent of people aged 65+ will enter a nursing home for varying lengths of stay. In addition, New Jersey's elderly population is projected to increase by 27.2 percent between 2010 and 2020, and by an additional 27.1 percent between 2020 and 2030, yielding approximately 1.9 million elderly residents by 2030.

The need for Cranford Rehab & Nursing Center's services will continue to increase as the Baby-Boom generation ages.



Note: Figures may not add due to rounding.

CREST HAVEN NURSING AND REHABILITATION CENTER

Ownership: Governmental

BPCI Model Participation: None

Annual Contributions to Local and State Economy

Total Expenditures: \$19,886,800

- 239 full-time equivalent jobs (salaried and contract), including key areas such as

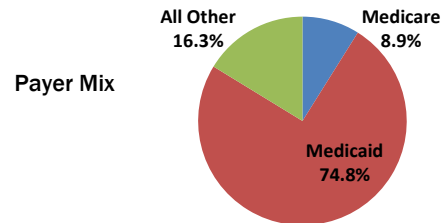
Therapists	2	Dietary & Housekeeping	49
Nurses: 124 total, including		Contract Labor: 21 total, including	
■ Registered Nurses (RNs)	20	■ Nursing	21
■ Licensed Practical Nurses (LPNs)	37	■ Therapists	1
■ Certified Nursing Assistants (CNAs)	67	■ Other	0
Administrative	18	Plant Operations and Maintenance	4

- New Jersey nursing homes are subject to a quarterly assessment of \$11.92 per non-Medicare day. Annually, this tax totals \$589,611 for Crest Haven Nursing and Rehabilitation Center.
- Total Employee Payroll: \$8,630,829
- Estimated State Income Taxes Paid by Employees: \$476,853

Statistical Profile

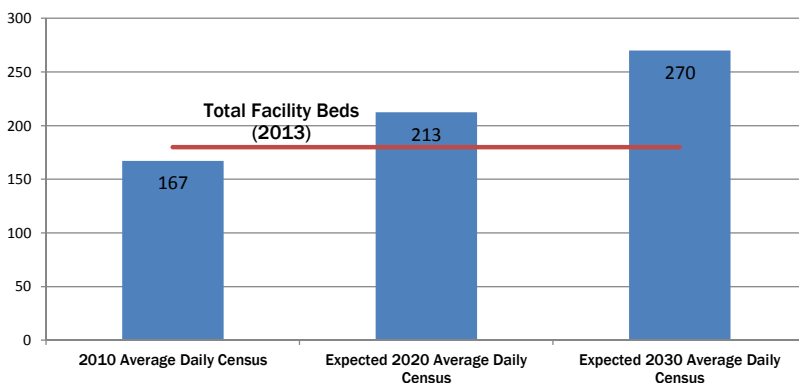
■ Medicare Ratings (from 1 to 5 stars)		Avg. Daily Census	Medicare 13.3	Medicaid 111.3	All Other 24.2	Total 148.8
Medicare Overall Rating	★	Avg. Length of Stay	28.3	2,389.8	155.1	221.6
Medicare Quality Measure Rating	★	Occupancy Rate	7.4%	61.8%	13.5%	82.7%

% Medicare Days in Ultra/Very High RUGs	27.1%
Routine Cost per Day	\$333.92
Total Beds	180



- More than half of New Jersey's nursing home residents receive financial assistance from Medicaid, the health care program for low-income individuals that is funded by the federal and state governments. Medicaid pays nursing homes significantly less than the cost of care. An American Health Care Association study indicates New Jersey Medicaid pays nursing homes 18 percent less than cost, resulting in an estimated \$500 million shortfall statewide between the Medicaid rate and the actual cost of care in 2013.

Community Need



New Jersey is striving to reduce institutional long term care use under Medicaid. However, the demographic trend for New Jersey indicates that nursing home bed capacity must remain stable to accommodate the need for advanced care among the oldest and frailest.

National data indicates that on average, 35 percent of people aged 65+ will enter a nursing home for varying lengths of stay. In addition, New Jersey's elderly population is projected to increase by 27.2 percent between 2010 and 2020, and by an additional 27.1 percent between 2020 and 2030, yielding approximately 1.9 million elderly residents by 2030.

The need for Crest Haven Nursing and Rehabilitation Center's services will continue to increase as the Baby-Boom generation ages.



Note: Figures may not add due to rounding.

CRESTWOOD MANOR

Ownership: Nonprofit

BPCI Model Participation: None

Annual Contributions to Local and State Economy

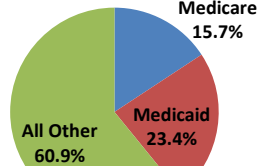
Total Expenditures: \$20,408,100

- 170 full-time equivalent jobs (salaried and contract), including key areas such as

Therapists	0	Dietary & Housekeeping	67
Nurses: 34 total, including		Contract Labor: 5 total, including	
■ Registered Nurses (RNs)	3	■ Nursing	1
■ Licensed Practical Nurses (LPNs)	9	■ Therapists	4
■ Certified Nursing Assistants (CNAs)	22	■ Other	0
Administrative	7	Plant Operations and Maintenance	14

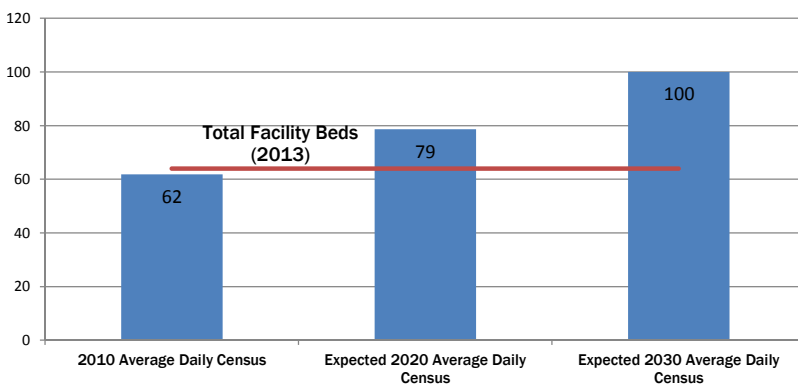
- New Jersey nursing homes are subject to a quarterly assessment of \$11.92 per non-Medicare day. Annually, this tax totals \$208,338 for Crestwood Manor.
- Total Employee Payroll: \$6,060,575
- Estimated State Income Taxes Paid by Employees: \$334,847

Statistical Profile

<ul style="list-style-type: none"> Medicare Ratings (from 1 to 5 stars) <p>Medicare Overall Rating ★★★★★</p> <p>Medicare Quality Measure Rating ★★★★★</p> <p>% Medicare Days in Ultra/Very High RUGs 86.2%</p> <p>Routine Cost per Day \$285.24</p> <p>Total Beds 64</p>	<table border="0" style="width: 100%;"> <thead> <tr> <th></th> <th style="text-align: center;">Medicare</th> <th style="text-align: center;">Medicaid</th> <th style="text-align: center;">All Other</th> <th style="text-align: center;">Total</th> </tr> </thead> <tbody> <tr> <td>Avg. Daily Census</td> <td style="text-align: center;">8.9</td> <td style="text-align: center;">13.3</td> <td style="text-align: center;">34.6</td> <td style="text-align: center;">56.8</td> </tr> <tr> <td>Avg. Length of Stay</td> <td style="text-align: center;">57.3</td> <td style="text-align: center;">1,212.3</td> <td style="text-align: center;">154.0</td> <td style="text-align: center;">145.0</td> </tr> <tr> <td>Occupancy Rate</td> <td style="text-align: center;">14.0%</td> <td style="text-align: center;">20.8%</td> <td style="text-align: center;">54.1%</td> <td style="text-align: center;">88.8%</td> </tr> </tbody> </table> <p style="text-align: center;">Payer Mix</p> 		Medicare	Medicaid	All Other	Total	Avg. Daily Census	8.9	13.3	34.6	56.8	Avg. Length of Stay	57.3	1,212.3	154.0	145.0	Occupancy Rate	14.0%	20.8%	54.1%	88.8%
	Medicare	Medicaid	All Other	Total																	
Avg. Daily Census	8.9	13.3	34.6	56.8																	
Avg. Length of Stay	57.3	1,212.3	154.0	145.0																	
Occupancy Rate	14.0%	20.8%	54.1%	88.8%																	

- More than half of New Jersey's nursing home residents receive financial assistance from Medicaid, the health care program for low-income individuals that is funded by the federal and state governments. Medicaid pays nursing homes significantly lower than the cost of care. An American Health Care Association study indicates New Jersey Medicaid pays nursing homes 18 percent less than cost, resulting in an estimated \$500 million shortfall statewide between the Medicaid rate and the actual cost of care in 2013.

Community Need



New Jersey is striving to reduce institutional long term care use under Medicaid. However, the demographic trend for New Jersey indicates that nursing home bed capacity must remain stable to accommodate the need for advanced care among the oldest and frailest.

National data indicates that on average, 35 percent of people aged 65+ will enter a nursing home for varying lengths of stay. In addition, New Jersey's elderly population is projected to increase by 27.2 percent between 2010 and 2020, and by an additional 27.1 percent between 2020 and 2030, yielding approximately 1.9 million elderly residents by 2030.

The need for Crestwood Manor's services will continue to increase as the Baby-Boom generation ages.



Note: Figures may not add due to rounding.

CRYSTAL LAKE HEALTHCARE & REHAB

Ownership: For-profit

BPCI Model Participation: None

Annual Contributions to Local and State Economy

Total Expenditures: \$18,120,200

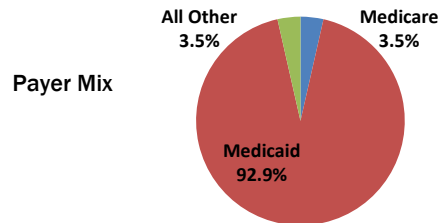
- 200 full-time equivalent jobs (salaried and contract), including key areas such as

Therapists	0	Dietary & Housekeeping	22
Nurses: 130 total, including		Contract Labor: 4 total, including	
■ Registered Nurses (RNs)	13	■ Nursing	1
■ Licensed Practical Nurses (LPNs)	33	■ Therapists	3
■ Certified Nursing Assistants (CNAs)	83	■ Other	0
Administrative	8	Plant Operations and Maintenance	11

- New Jersey nursing homes are subject to a quarterly assessment of \$11.92 per non-Medicare day. Annually, this tax totals \$952,432 for Crystal Lake Healthcare & Rehab.
- Total Employee Payroll: \$8,485,967
- Estimated State Income Taxes Paid by Employees: \$468,850

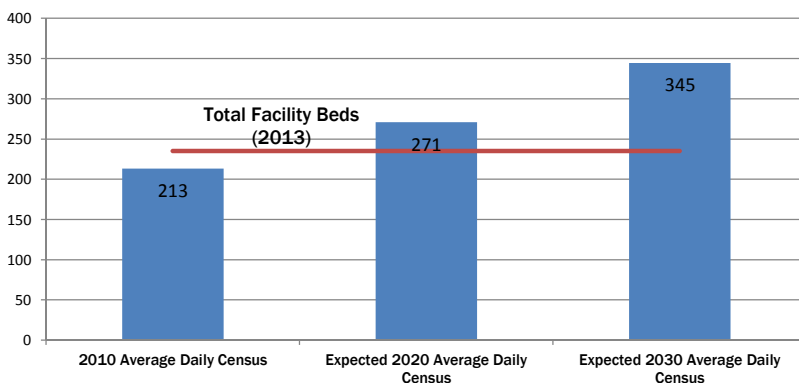
Statistical Profile

■ Medicare Ratings (from 1 to 5 stars)		Avg. Daily Census	Medicare 8.1	Medicaid 210.9	All Other 8.0	Total 227.0
Medicare Overall Rating	★	Avg. Length of Stay	52.5	306.7	77.2	240.1
Medicare Quality Measure Rating	★★★★	Occupancy Rate	3.4%	89.7%	3.4%	96.6%
% Medicare Days in Ultra/Very High RUGs	39.7%					
Routine Cost per Day	\$199.54					
Total Beds	235					



- More than half of New Jersey's nursing home residents receive financial assistance from Medicaid, the health care program for low-income individuals that is funded by the federal and state governments. Medicaid pays nursing homes significantly lower than the cost of care. An American Health Care Association study indicates New Jersey Medicaid pays nursing homes 18 percent less than cost, resulting in an estimated \$500 million shortfall statewide between the Medicaid rate and the actual cost of care in 2013.

Community Need



New Jersey is striving to reduce institutional long term care use under Medicaid. However, the demographic trend for New Jersey indicates that nursing home bed capacity must remain stable to accommodate the need for advanced care among the oldest and frailest.

National data indicates that on average, 35 percent of people aged 65+ will enter a nursing home for varying lengths of stay. In addition, New Jersey's elderly population is projected to increase by 27.2 percent between 2010 and 2020, and by an additional 27.1 percent between 2020 and 2030, yielding approximately 1.9 million elderly residents by 2030.

The need for Crystal Lake Healthcare & Rehab's services will continue to increase as the Baby-Boom generation ages.



Note: Figures may not add due to rounding.

CUMBERLAND MANOR NURSING AND REHABILITATION CENTER

Ownership: For-profit

BPCI Model Participation: None

Annual Contributions to Local and State Economy

Total Expenditures: \$15,593,600

- 169 full-time equivalent jobs (salaried and contract), including key areas such as

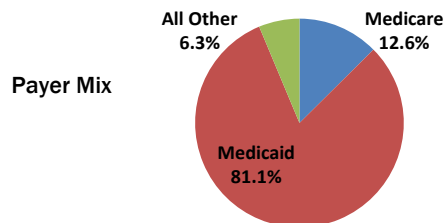
Therapists	0	Dietary & Housekeeping	36
Nurses: 102 total, including		Contract Labor: 9 total, including	
■ Registered Nurses (RNs)	11	■ Nursing	1
■ Licensed Practical Nurses (LPNs)	29	■ Therapists	7
■ Certified Nursing Assistants (CNAs)	62	■ Other	0
Administrative	7	Plant Operations and Maintenance	6

- New Jersey nursing homes are subject to a quarterly assessment of \$11.92 per non-Medicare day. Annually, this tax totals \$616,419 for Cumberland Manor Nursing and Rehabilitation Center.
- Total Employee Payroll: \$5,966,448
- Estimated State Income Taxes Paid by Employees: \$329,646

Statistical Profile

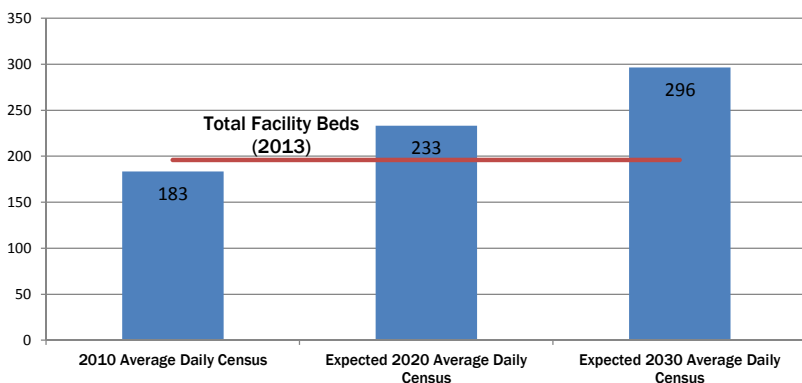
■ Medicare Ratings (from 1 to 5 stars)		Avg. Daily Census	Medicare 20.4	Medicaid 131.5	All Other 10.2	Total 162.1
Medicare Overall Rating	★★★★	Avg. Length of Stay	40.4	328.7	23.1	120.5
Medicare Quality Measure Rating	★★★★★	Occupancy Rate	10.4%	67.1%	5.2%	82.7%

% Medicare Days in Ultra/Very High RUGs	72.8%
Routine Cost per Day	\$210.68
Total Beds	196



- More than half of New Jersey's nursing home residents receive financial assistance from Medicaid, the health care program for low-income individuals that is funded by the federal and state governments. Medicaid pays nursing homes significantly lower than the cost of care. An American Health Care Association study indicates New Jersey Medicaid pays nursing homes 18 percent less than cost, resulting in an estimated \$500 million shortfall statewide between the Medicaid rate and the actual cost of care in 2013.

Community Need



New Jersey is striving to reduce institutional long term care use under Medicaid. However, the demographic trend for New Jersey indicates that nursing home bed capacity must remain stable to accommodate the need for advanced care among the oldest and frailest.

National data indicates that on average, 35 percent of people aged 65+ will enter a nursing home for varying lengths of stay. In addition, New Jersey's elderly population is projected to increase by 27.2 percent between 2010 and 2020, and by an additional 27.1 percent between 2020 and 2030, yielding approximately 1.9 million elderly residents by 2030.

The need for Cumberland Manor Nursing and Rehabilitation Center's services will continue to increase as the Baby-Boom generation ages.



Note: Figures may not add due to rounding.

DAUGHTERS OF ISRAEL PLEASANT VALLEY HOME

Ownership: Nonprofit

BPCI Model Participation: None

Annual Contributions to Local and State Economy

Total Expenditures: \$32,941,000

- 360 full-time equivalent jobs (salaried and contract), including key areas such as

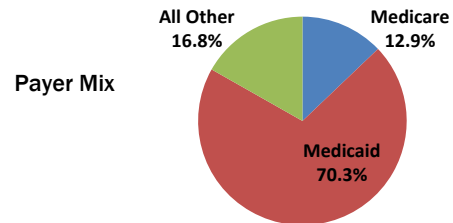
Therapists	0	Dietary & Housekeeping	64
Nurses: 207 total, including		Contract Labor: 13 total, including	
■ Registered Nurses (RNs)	50	■ Nursing	0
■ Licensed Practical Nurses (LPNs)	23	■ Therapists	13
■ Certified Nursing Assistants (CNAs)	134	■ Other	0
Administrative	19	Plant Operations and Maintenance	6

- New Jersey nursing homes are subject to a quarterly assessment of \$11.92 per non-Medicare day. Annually, this tax totals \$1,081,216 for Daughters of Israel Pleasant Valley Home.
- Total Employee Payroll: \$15,031,432
- Estimated State Income Taxes Paid by Employees: \$830,487

Statistical Profile

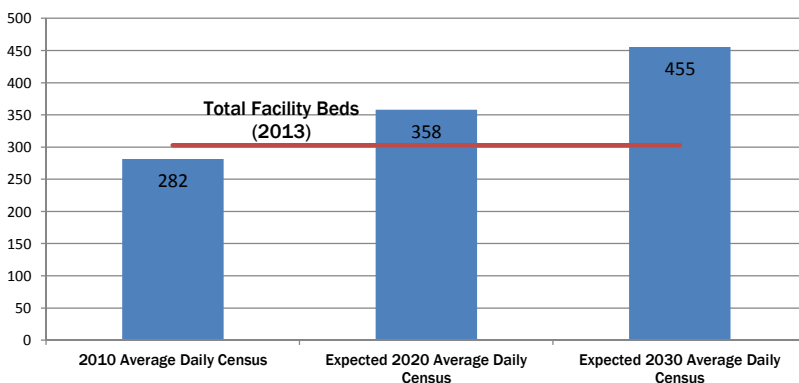
■ Medicare Ratings (from 1 to 5 stars)		Avg. Daily Census	Medicare 36.8	Medicaid 200.6	All Other 47.9	Total 285.3
Medicare Overall Rating	★★★	Avg. Length of Stay	43.1	832.1	85.7	172.4
Medicare Quality Measure Rating	★★	Occupancy Rate	12.1%	66.2%	15.8%	94.2%

% Medicare Days in Ultra/Very High RUGs	86.6%
Routine Cost per Day	\$251.54
Total Beds	303



- More than half of New Jersey's nursing home residents receive financial assistance from Medicaid, the health care program for low-income individuals that is funded by the federal and state governments. Medicaid pays nursing homes significantly lower than the cost of care. An American Health Care Association study indicates New Jersey Medicaid pays nursing homes 18 percent less than cost, resulting in an estimated \$500 million shortfall statewide between the Medicaid rate and the actual cost of care in 2013.

Community Need



New Jersey is striving to reduce institutional long term care use under Medicaid. However, the demographic trend for New Jersey indicates that nursing home bed capacity must remain stable to accommodate the need for advanced care among the oldest and frailest.

National data indicates that on average, 35 percent of people aged 65+ will enter a nursing home for varying lengths of stay. In addition, New Jersey's elderly population is projected to increase by 27.2 percent between 2010 and 2020, and by an additional 27.1 percent between 2020 and 2030, yielding approximately 1.9 million elderly residents by 2030.

The need for Daughters of Israel Pleasant Valley Home's services will continue to increase as the Baby-Boom generation ages.



Note: Figures may not add due to rounding.

DAUGHTERS OF MIRIAM CENTER

Ownership: Nonprofit

BPCI Model Participation: None

Annual Contributions to Local and State Economy

Total Expenditures: \$26,310,000

- 245 full-time equivalent jobs (salaried and contract), including key areas such as

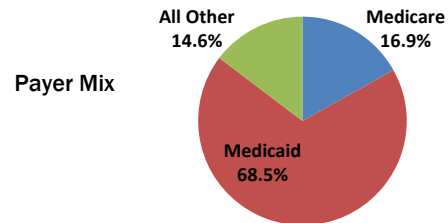
Therapists	7	Dietary & Housekeeping	31
Nurses: 168 total, including		Contract Labor: 6 total, including	
■ Registered Nurses (RNs)	45	■ Nursing	2
■ Licensed Practical Nurses (LPNs)	14	■ Therapists	4
■ Certified Nursing Assistants (CNAs)	109	■ Other	0
Administrative	8	Plant Operations and Maintenance	4

- New Jersey nursing homes are subject to a quarterly assessment of \$11.92 per non-Medicare day. Annually, this tax totals \$730,124 for Daughters of Miriam Center.
- Total Employee Payroll: \$10,899,416
- Estimated State Income Taxes Paid by Employees: \$602,193

Statistical Profile

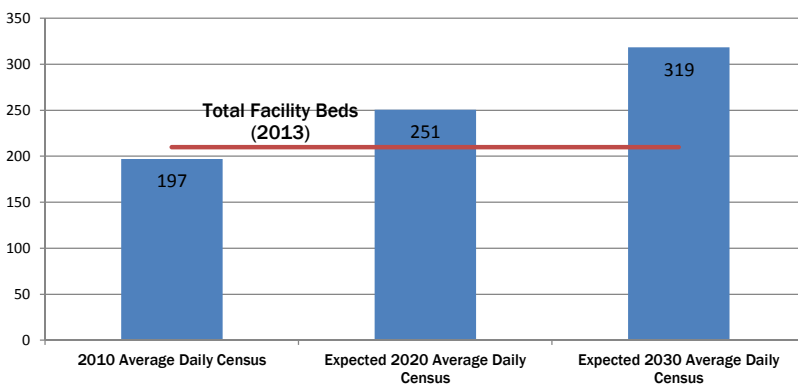
■ Medicare Ratings (from 1 to 5 stars)		Avg. Daily Census	Medicare 34.1	Medicaid 138.2	All Other 29.6	Total 201.9
Medicare Overall Rating	★★★	Avg. Length of Stay	41.6	420.5	150.0	150.1
Medicare Quality Measure Rating	★★★	Occupancy Rate	16.2%	65.8%	14.1%	96.2%

% Medicare Days in Ultra/Very High RUGs	81.8%
Routine Cost per Day	\$256.46
Total Beds	210



- More than half of New Jersey's nursing home residents receive financial assistance from Medicaid, the health care program for low-income individuals that is funded by the federal and state governments. Medicaid pays nursing homes significantly lower than the cost of care. An American Health Care Association study indicates New Jersey Medicaid pays nursing homes 18 percent less than cost, resulting in an estimated \$500 million shortfall statewide between the Medicaid rate and the actual cost of care in 2013.

Community Need



New Jersey is striving to reduce institutional long term care use under Medicaid. However, the demographic trend for New Jersey indicates that nursing home bed capacity must remain stable to accommodate the need for advanced care among the oldest and frailest.

National data indicates that on average, 35 percent of people aged 65+ will enter a nursing home for varying lengths of stay. In addition, New Jersey's elderly population is projected to increase by 27.2 percent between 2010 and 2020, and by an additional 27.1 percent between 2020 and 2030, yielding approximately 1.9 million elderly residents by 2030.

The need for Daughters of Miriam Center's services will continue to increase as the Baby-Boom generation ages.



Note: Figures may not add due to rounding.

DE LA SALLE HALL

Ownership: Nonprofit

BPCI Model Participation: None

Annual Contributions to Local and State Economy

Total Expenditures: \$3,761,200

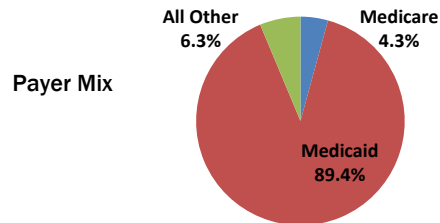
- 39 full-time equivalent jobs (salaried and contract), including key areas such as

Therapists	0	Dietary & Housekeeping	8
Nurses: 21 total, including		Contract Labor: 0 total, including	
■ Registered Nurses (RNs)	7	■ Nursing	0
■ Licensed Practical Nurses (LPNs)	1	■ Therapists	0
■ Certified Nursing Assistants (CNAs)	13	■ Other	0
Administrative	6	Plant Operations and Maintenance	1

- New Jersey nursing homes are subject to a quarterly assessment of \$11.92 per non-Medicare day. Annually, this tax totals \$113,145 for De La Salle Hall.
- Total Employee Payroll: \$1,800,389
- Estimated State Income Taxes Paid by Employees: \$99,471

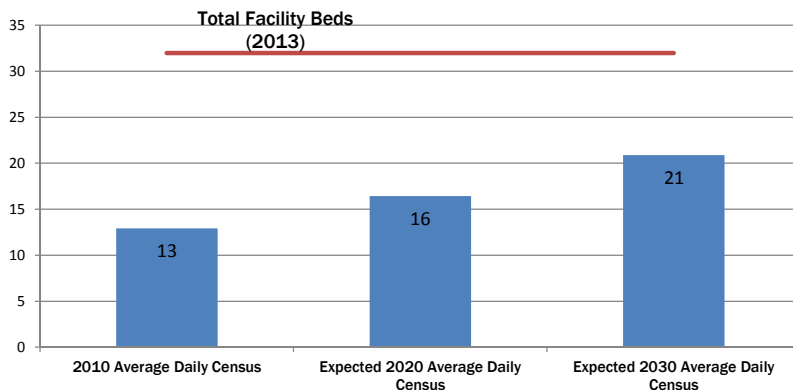
Statistical Profile

<ul style="list-style-type: none"> Medicare Ratings (from 1 to 5 stars) 						
Medicare Overall Rating	★★★★★	Avg. Daily Census	Medicare 1.2	Medicaid 24.3	All Other 1.7	Total 27.2
Medicare Quality Measure Rating	★★★★★	Avg. Length of Stay	70.5	1,108.4	0.0	708.2
% Medicare Days in Ultra/Very High RUGs	64.5%	Occupancy Rate	3.6%	75.9%	5.4%	84.9%
Routine Cost per Day	\$348.18					
Total Beds	32					



- More than half of New Jersey's nursing home residents receive financial assistance from Medicaid, the health care program for low-income individuals that is funded by the federal and state governments. Medicaid pays nursing homes significantly lower than the cost of care. An American Health Care Association study indicates New Jersey Medicaid pays nursing homes 18 percent less than cost, resulting in an estimated \$500 million shortfall statewide between the Medicaid rate and the actual cost of care in 2013.

Community Need



New Jersey is striving to reduce institutional long term care use under Medicaid. However, the demographic trend for New Jersey indicates that nursing home bed capacity must remain stable to accommodate the need for advanced care among the oldest and frailest.

National data indicates that on average, 35 percent of people aged 65+ will enter a nursing home for varying lengths of stay. In addition, New Jersey's elderly population is projected to increase by 27.2 percent between 2010 and 2020, and by an additional 27.1 percent between 2020 and 2030, yielding approximately 1.9 million elderly residents by 2030.

The need for De La Salle Hall's services will continue to increase as the Baby-Boom generation ages.



Note: Figures may not add due to rounding.

DELAIRE NURSING & CONV CENTER

Ownership: For-profit

BPCI Model Participation: None

Annual Contributions to Local and State Economy

Total Expenditures: \$23,683,700

- 248 full-time equivalent jobs (salaried and contract), including key areas such as

Therapists	0	Dietary & Housekeeping	26
Nurses: 177 total, including		Contract Labor: 0 total, including	
■ Registered Nurses (RNs)	37	■ Nursing	0
■ Licensed Practical Nurses (LPNs)	41	■ Therapists	0
■ Certified Nursing Assistants (CNAs)	98	■ Other	0
Administrative	15	Plant Operations and Maintenance	3

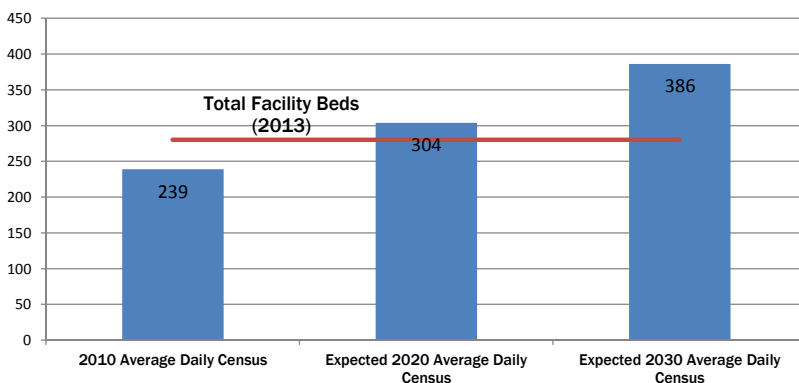
- New Jersey nursing homes are subject to a quarterly assessment of \$11.92 per non-Medicare day. Annually, this tax totals \$935,219 for Delaire Nursing & Conv Center.
- Total Employee Payroll: \$10,107,292
- Estimated State Income Taxes Paid by Employees: \$558,428

Statistical Profile

■ Medicare Ratings (from 1 to 5 stars)		Avg. Daily Census	Medicare 28.8	Medicaid 159.2	All Other 55.8	Total 243.7
Medicare Overall Rating	★★★	Avg. Length of Stay	41.5	1,351.0	106.6	182.7
Medicare Quality Measure Rating	★★	Occupancy Rate	10.3%	56.8%	19.9%	87.0%
% Medicare Days in Ultra/Very High RUGs	88.9%	Payer Mix				
Routine Cost per Day	\$206.23					
Total Beds	280					

- More than half of New Jersey's nursing home residents receive financial assistance from Medicaid, the health care program for low-income individuals that is funded by the federal and state governments. Medicaid pays nursing homes significantly lower than the cost of care. An American Health Care Association study indicates New Jersey Medicaid pays nursing homes 18 percent less than cost, resulting in an estimated \$500 million shortfall statewide between the Medicaid rate and the actual cost of care in 2013.

Community Need



New Jersey is striving to reduce institutional long term care use under Medicaid. However, the demographic trend for New Jersey indicates that nursing home bed capacity must remain stable to accommodate the need for advanced care among the oldest and frailest.

National data indicates that on average, 35 percent of people aged 65+ will enter a nursing home for varying lengths of stay. In addition, New Jersey's elderly population is projected to increase by 27.2 percent between 2010 and 2020, and by an additional 27.1 percent between 2020 and 2030, yielding approximately 1.9 million elderly residents by 2030.

The need for Delaire Nursing & Conv Center's services will continue to increase as the Baby-Boom generation ages.



Note: Figures may not add due to rounding.

DELLRIDGE HEALTH & REHABILITATION CENTER

Ownership: For-profit

BPCI Model Participation: None

Annual Contributions to Local and State Economy

Total Expenditures: \$12,236,600

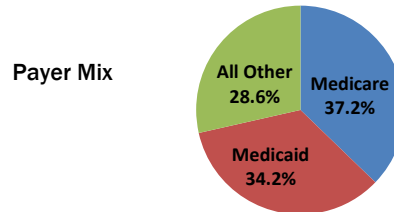
- 132 full-time equivalent jobs (salaried and contract), including key areas such as

Therapists	0	Dietary & Housekeeping	24
Nurses: 63 total, including		Contract Labor: 13 total, including	
■ Registered Nurses (RNs)	15	■ Nursing	0
■ Licensed Practical Nurses (LPNs)	12	■ Therapists	13
■ Certified Nursing Assistants (CNAs)	36	■ Other	0
Administrative	12	Plant Operations and Maintenance	1

- New Jersey nursing homes are subject to a quarterly assessment of \$11.92 per non-Medicare day. Annually, this tax totals \$216,420 for Dellridge Health & Rehabilitation Center.
- Total Employee Payroll: \$5,011,096
- Estimated State Income Taxes Paid by Employees: \$276,863

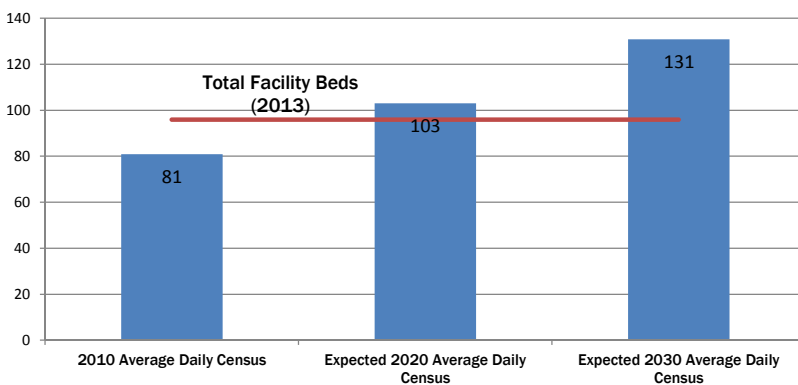
Statistical Profile

■ Medicare Ratings (from 1 to 5 stars)		Avg. Daily Census	Medicare 29.5	Medicaid 27.1	All Other 22.6	Total 79.2
Medicare Overall Rating	★★★★★	Avg. Length of Stay	29.0	329.9	36.7	46.2
Medicare Quality Measure Rating	★★★★	Occupancy Rate	30.7%	28.2%	23.6%	82.5%
% Medicare Days in Ultra/Very High RUGs	96.4%					
Routine Cost per Day	\$263.83					
Total Beds	96					



- More than half of New Jersey's nursing home residents receive financial assistance from Medicaid, the health care program for low-income individuals that is funded by the federal and state governments. Medicaid pays nursing homes significantly lower than the cost of care. An American Health Care Association study indicates New Jersey Medicaid pays nursing homes 18 percent less than cost, resulting in an estimated \$500 million shortfall statewide between the Medicaid rate and the actual cost of care in 2013.

Community Need



New Jersey is striving to reduce institutional long term care use under Medicaid. However, the demographic trend for New Jersey indicates that nursing home bed capacity must remain stable to accommodate the need for advanced care among the oldest and frailest.

National data indicates that on average, 35 percent of people aged 65+ will enter a nursing home for varying lengths of stay. In addition, New Jersey's elderly population is projected to increase by 27.2 percent between 2010 and 2020, and by an additional 27.1 percent between 2020 and 2030, yielding approximately 1.9 million elderly residents by 2030.

The need for Dellridge Health & Rehabilitation Center's services will continue to increase as the Baby-Boom generation ages.



Note: Figures may not add due to rounding.

DEPTFORD CENTER FOR REHABILITATION AND HEALTHCARE

Ownership: For-profit

BPCI Model Participation: Model 3

Annual Contributions to Local and State Economy

Total Expenditures: \$17,596,500

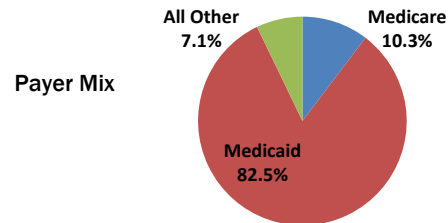
- 196 full-time equivalent jobs (salaried and contract), including key areas such as

Therapists	6	Dietary & Housekeeping	39
Nurses: 109 total, including		Contract Labor: 18 total, including	
■ Registered Nurses (RNs)	11	■ Nursing	13
■ Licensed Practical Nurses (LPNs)	30	■ Therapists	5
■ Certified Nursing Assistants (CNAs)	68	■ Other	0
Administrative	7	Plant Operations and Maintenance	3

- New Jersey nursing homes are subject to a quarterly assessment of \$11.92 per non-Medicare day. Annually, this tax totals \$813,492 for Deptford Center for Rehabilitation and Healthcare.
- Total Employee Payroll: \$7,258,353
- Estimated State Income Taxes Paid by Employees: \$401,024

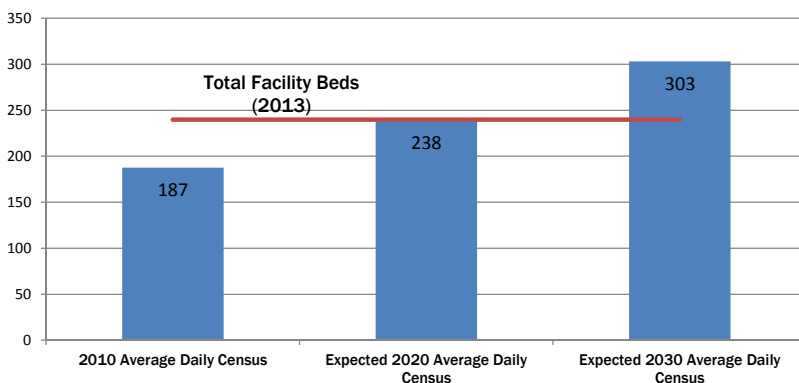
Statistical Profile

■ Medicare Ratings (from 1 to 5 stars)		Avg. Daily Census	Medicare 21.5	Medicaid 172.1	All Other 14.9	Total 208.5
Medicare Overall Rating	★★	Avg. Length of Stay	47.0	328.9	34.6	147.8
Medicare Quality Measure Rating	★★★★★	Occupancy Rate	9.0%	71.7%	6.2%	86.9%
% Medicare Days in Ultra/Very High RUGs	89.7%					
Routine Cost per Day	\$196.00					
Total Beds	240					



- More than half of New Jersey's nursing home residents receive financial assistance from Medicaid, the health care program for low-income individuals that is funded by the federal and state governments. Medicaid pays nursing homes significantly less than the cost of care. An American Health Care Association study indicates New Jersey Medicaid pays nursing homes 18 percent less than cost, resulting in an estimated \$500 million shortfall statewide between the Medicaid rate and the actual cost of care in 2013.

Community Need



New Jersey is striving to reduce institutional long term care use under Medicaid. However, the demographic trend for New Jersey indicates that nursing home bed capacity must remain stable to accommodate the need for advanced care among the oldest and frailest.

National data indicates that on average, 35 percent of people aged 65+ will enter a nursing home for varying lengths of stay. In addition, New Jersey's elderly population is projected to increase by 27.2 percent between 2010 and 2020, and by an additional 27.1 percent between 2020 and 2030, yielding approximately 1.9 million elderly residents by 2030.

The need for Deptford Center for Rehabilitation and Healthcare's services will continue to increase as the Baby-Boom generation ages.



Note: Figures may not add due to rounding.

DOCTORS SUBACUTE CARE

Ownership: For-profit

BPCI Model Participation: None

Annual Contributions to Local and State Economy

Total Expenditures: \$7,001,600

- 67 full-time equivalent jobs (salaried and contract), including key areas such as

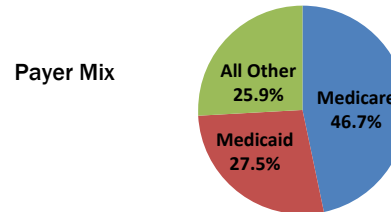
Therapists	5	Dietary & Housekeeping	13
Nurses: 32 total, including		Contract Labor: 0 total, including	
■ Registered Nurses (RNs)	7	■ Nursing	0
■ Licensed Practical Nurses (LPNs)	5	■ Therapists	0
■ Certified Nursing Assistants (CNAs)	21	■ Other	0
Administrative	5	Plant Operations and Maintenance	3

- New Jersey nursing homes are subject to a quarterly assessment of \$11.92 per non-Medicare day. Annually, this tax totals \$94,108 for Doctors Subacute Care.
- Total Employee Payroll: \$3,530,418
- Estimated State Income Taxes Paid by Employees: \$195,056

Statistical Profile

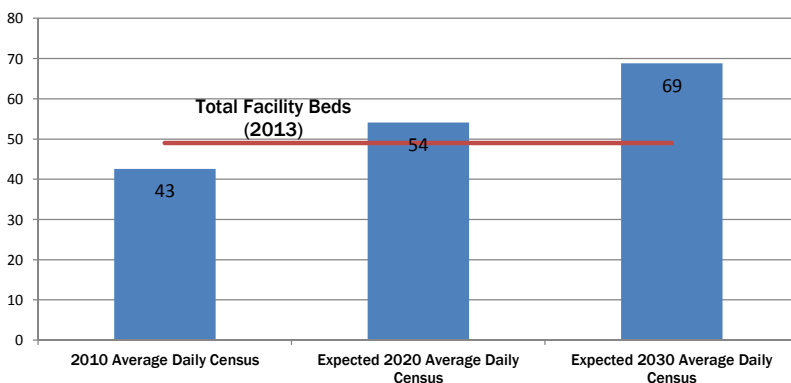
■ Medicare Ratings (from 1 to 5 stars)		Avg. Daily Census	Medicare 18.9	Medicaid 11.1	All Other 10.5	Total 40.6
Medicare Overall Rating	★★★★★	Avg. Length of Stay	24.5	677.3	31.7	36.2
Medicare Quality Measure Rating	★★★★★	Occupancy Rate	38.6%	22.7%	21.4%	82.8%

% Medicare Days in Ultra/Very High RUGs	97.5%
Routine Cost per Day	\$325.17
Total Beds	49



- More than half of New Jersey's nursing home residents receive financial assistance from Medicaid, the health care program for low-income individuals that is funded by the federal and state governments. Medicaid pays nursing homes significantly less than the cost of care. An American Health Care Association study indicates New Jersey Medicaid pays nursing homes 18 percent less than cost, resulting in an estimated \$500 million shortfall statewide between the Medicaid rate and the actual cost of care in 2013.

Community Need



New Jersey is striving to reduce institutional long term care use under Medicaid. However, the demographic trend for New Jersey indicates that nursing home bed capacity must remain stable to accommodate the need for advanced care among the oldest and frailest.

National data indicates that on average, 35 percent of people aged 65+ will enter a nursing home for varying lengths of stay. In addition, New Jersey's elderly population is projected to increase by 27.2 percent between 2010 and 2020, and by an additional 27.1 percent between 2020 and 2030, yielding approximately 1.9 million elderly residents by 2030.

The need for Doctors Subacute Care's services will continue to increase as the Baby-Boom generation ages.



Note: Figures may not add due to rounding.

DWELLING PLACE AT ST CLARE'S

Ownership: Nonprofit

BPCI Model Participation: None

Annual Contributions to Local and State Economy

Total Expenditures: \$6,758,700

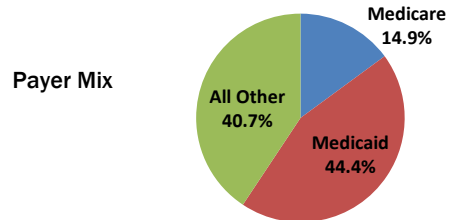
- 43 full-time equivalent jobs (salaried and contract), including key areas such as

Therapists	9	Dietary & Housekeeping	0
Nurses: 33 total, including		Contract Labor: 0 total, including	
■ Registered Nurses (RNs)	16	■ Nursing	0
■ Licensed Practical Nurses (LPNs)	3	■ Therapists	0
■ Certified Nursing Assistants (CNAs)	14	■ Other	0
Administrative	0	Plant Operations and Maintenance	0

- New Jersey nursing homes are subject to a quarterly assessment of \$11.92 per non-Medicare day. Annually, this tax totals \$82,236 for Dwelling Place at St Clare's.
- Total Employee Payroll: \$2,591,955
- Estimated State Income Taxes Paid by Employees: \$143,206

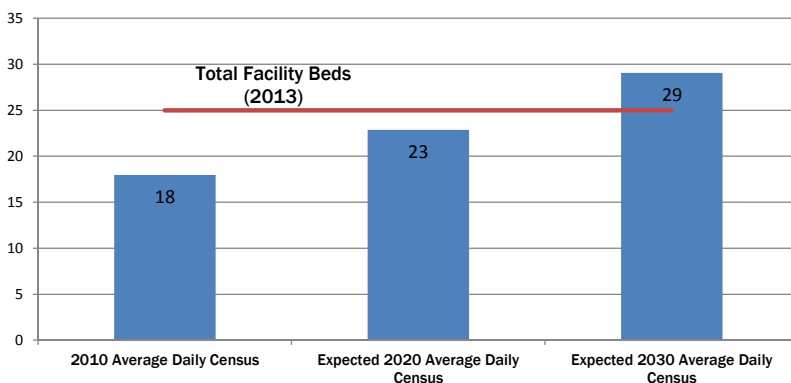
Statistical Profile

■ Medicare Ratings (from 1 to 5 stars)		Avg. Daily Census	Medicare 3.3	Medicaid 9.9	All Other 9.0	Total 22.2
Medicare Overall Rating	★★★★★	Avg. Length of Stay	86.4	720.2	1,099.3	368.6
Medicare Quality Measure Rating	★★	Occupancy Rate	13.3%	39.5%	36.1%	88.9%
% Medicare Days in Ultra/Very High RUGs	0.0%					
Routine Cost per Day	\$688.70					
Total Beds	25					
<i>Inclusive of 25 Ventilator SCNF beds</i>						



- More than half of New Jersey's nursing home residents receive financial assistance from Medicaid, the health care program for low-income individuals that is funded by the federal and state governments. Medicaid pays nursing homes significantly lower than the cost of care. An American Health Care Association study indicates New Jersey Medicaid pays nursing homes 18 percent less than cost, resulting in an estimated \$500 million shortfall statewide between the Medicaid rate and the actual cost of care in 2013.

Community Need



New Jersey is striving to reduce institutional long term care use under Medicaid. However, the demographic trend for New Jersey indicates that nursing home bed capacity must remain stable to accommodate the need for advanced care among the oldest and frailest.

National data indicates that on average, 35 percent of people aged 65+ will enter a nursing home for varying lengths of stay. In addition, New Jersey's elderly population is projected to increase by 27.2 percent between 2010 and 2020, and by an additional 27.1 percent between 2020 and 2030, yielding approximately 1.9 million elderly residents by 2030.

The need for Dwelling Place at St Clare's services will continue to increase as the Baby-Boom generation ages.



Note: Figures may not add due to rounding.

EAGLEVIEW HEALTH AND REHABILITATION

Ownership: For-profit

BPCI Model Participation: None

Annual Contributions to Local and State Economy

Total Expenditures: \$6,461,700

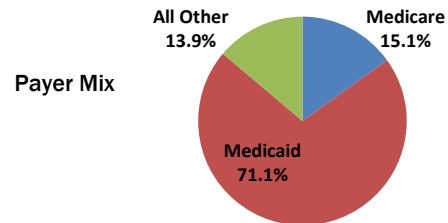
- 78 full-time equivalent jobs (salaried and contract), including key areas such as

Therapists	0	Dietary & Housekeeping	15
Nurses: 43 total, including		Contract Labor: 4 total, including	
■ Registered Nurses (RNs)	3	■ Nursing	0
■ Licensed Practical Nurses (LPNs)	14	■ Therapists	4
■ Certified Nursing Assistants (CNAs)	27	■ Other	0
Administrative	8	Plant Operations and Maintenance	2

- New Jersey nursing homes are subject to a quarterly assessment of \$11.92 per non-Medicare day. Annually, this tax totals \$280,740 for Eagleview Health and Rehabilitation.
- Total Employee Payroll: \$2,549,333
- Estimated State Income Taxes Paid by Employees: \$140,851

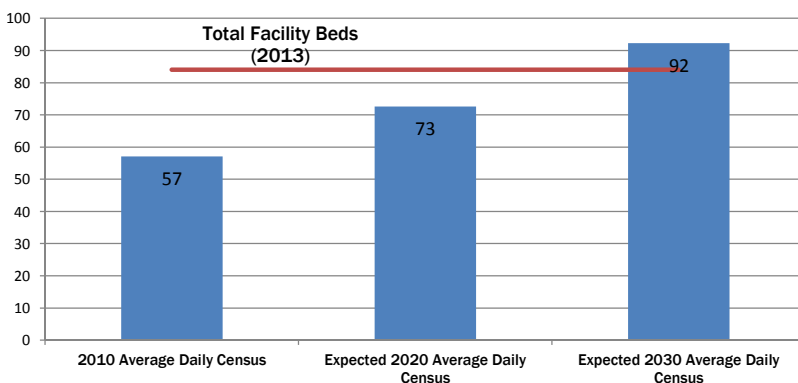
Statistical Profile

■ Medicare Ratings (from 1 to 5 stars)		Avg. Daily Census	Medicare 11.5	Medicaid 54.0	All Other 10.5	Total 76.0
Medicare Overall Rating	★★★★★	Avg. Length of Stay	49.8	345.8	85.4	149.1
Medicare Quality Measure Rating	★★★★★	Occupancy Rate	13.6%	64.3%	12.5%	90.5%
% Medicare Days in Ultra/Very High RUGs	74.7%					
Routine Cost per Day	\$202.45					
Total Beds	84					



- More than half of New Jersey's nursing home residents receive financial assistance from Medicaid, the health care program for low-income individuals that is funded by the federal and state governments. Medicaid pays nursing homes significantly lower than the cost of care. An American Health Care Association study indicates New Jersey Medicaid pays nursing homes 18 percent less than cost, resulting in an estimated \$500 million shortfall statewide between the Medicaid rate and the actual cost of care in 2013.

Community Need



New Jersey is striving to reduce institutional long term care use under Medicaid. However, the demographic trend for New Jersey indicates that nursing home bed capacity must remain stable to accommodate the need for advanced care among the oldest and frailest.

National data indicates that on average, 35 percent of people aged 65+ will enter a nursing home for varying lengths of stay. In addition, New Jersey's elderly population is projected to increase by 27.2 percent between 2010 and 2020, and by an additional 27.1 percent between 2020 and 2030, yielding approximately 1.9 million elderly residents by 2030.

The need for Eagleview Health and Rehabilitation's services will continue to increase as the Baby-Boom generation ages.



Note: Figures may not add due to rounding.

EASTERN PINES CONVALESCENT CENTER

Ownership: For-profit

BPCI Model Participation: None

Annual Contributions to Local and State Economy

Total Expenditures: \$9,796,200

- 60 full-time equivalent jobs (salaried and contract), including key areas such as

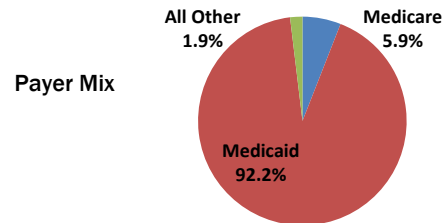
Therapists	0	Dietary & Housekeeping	6
Nurses: 8 total, including		Contract Labor: 53 total, including	
■ Registered Nurses (RNs)	2	■ Nursing	53
■ Licensed Practical Nurses (LPNs)	1	■ Therapists	0
■ Certified Nursing Assistants (CNAs)	5	■ Other	0
Administrative	3	Plant Operations and Maintenance	0

- New Jersey nursing homes are subject to a quarterly assessment of \$11.92 per non-Medicare day. Annually, this tax totals \$421,026 for Eastern Pines Convalescent Center.
- Total Employee Payroll: \$1,042,123
- Estimated State Income Taxes Paid by Employees: \$57,577

Statistical Profile

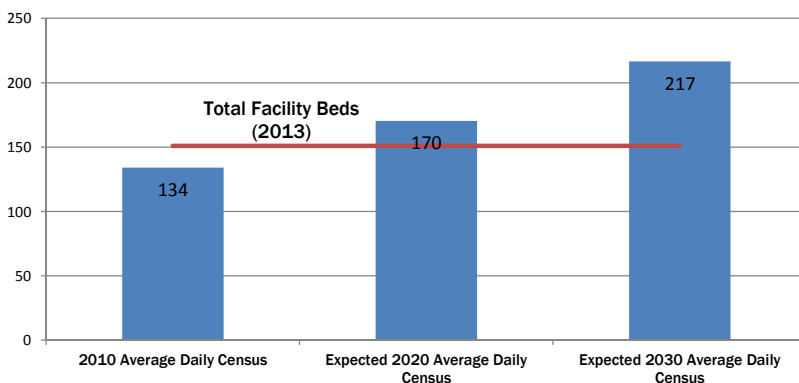
<ul style="list-style-type: none"> Medicare Ratings (from 1 to 5 stars) 			Medicare	Medicaid	All Other	Total	
	Medicare Overall Rating	★★★	Avg. Daily Census	6.1	94.8	2.0	102.9
	Medicare Quality Measure Rating	★★★★	Avg. Length of Stay	39.8	233.8	79.6	176.3
			Occupancy Rate	4.0%	62.8%	1.3%	68.1%

% Medicare Days in Ultra/Very High RUGs	64.5%
Routine Cost per Day	\$203.96
Total Beds <i>Inclusive of 10 Ventilator SCNF beds</i>	151



- More than half of New Jersey's nursing home residents receive financial assistance from Medicaid, the health care program for low-income individuals that is funded by the federal and state governments. Medicaid pays nursing homes significantly lower than the cost of care. An American Health Care Association study indicates New Jersey Medicaid pays nursing homes 18 percent less than cost, resulting in an estimated \$500 million shortfall statewide between the Medicaid rate and the actual cost of care in 2013.

Community Need



New Jersey is striving to reduce institutional long term care use under Medicaid. However, the demographic trend for New Jersey indicates that nursing home bed capacity must remain stable to accommodate the need for advanced care among the oldest and frailest.

National data indicates that on average, 35 percent of people aged 65+ will enter a nursing home for varying lengths of stay. In addition, New Jersey's elderly population is projected to increase by 27.2 percent between 2010 and 2020, and by an additional 27.1 percent between 2020 and 2030, yielding approximately 1.9 million elderly residents by 2030.

The need for Eastern Pines Convalescent Center's services will continue to increase as the Baby-Boom generation ages.



Note: Figures may not add due to rounding.

EGG HARBOR CARE CENTER

Ownership: For-profit

BPCI Model Participation: None

Annual Contributions to Local and State Economy

Total Expenditures: \$2,269,200

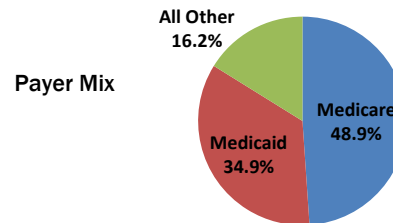
- 14 full-time equivalent jobs (salaried and contract), including key areas such as

Therapists	0	Dietary & Housekeeping	1
Nurses: 4 total, including		Contract Labor: 4 total, including	
■ Registered Nurses (RNs)	3	■ Nursing	4
■ Licensed Practical Nurses (LPNs)	0	■ Therapists	0
■ Certified Nursing Assistants (CNAs)	1	■ Other	0
Administrative	3	Plant Operations and Maintenance	1

- New Jersey nursing homes are subject to a quarterly assessment of \$11.92 per non-Medicare day. Annually, this tax totals \$21,349 for Egg Harbor Care Center.
- Total Employee Payroll: \$534,374
- Estimated State Income Taxes Paid by Employees: \$29,524

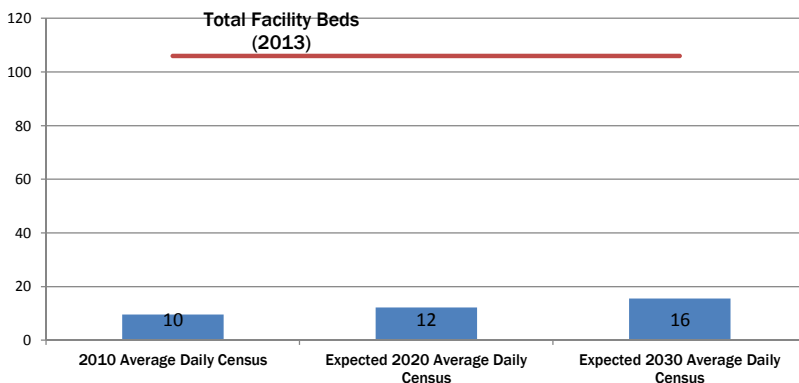
Statistical Profile

■ Medicare Ratings (from 1 to 5 stars)		Avg. Daily Census	Medicare 4.7	Medicaid 3.4	All Other 1.6	Total 9.6
Medicare Overall Rating	★★	Avg. Length of Stay	31.8	204.0	94.5	53.1
Medicare Quality Measure Rating	★★★★★	Occupancy Rate	4.4%	3.2%	1.5%	9.1%
% Medicare Days in Ultra/Very High RUGs	91.8%					
Routine Cost per Day	\$664.26					
Total Beds	106					



- More than half of New Jersey's nursing home residents receive financial assistance from Medicaid, the health care program for low-income individuals that is funded by the federal and state governments. Medicaid pays nursing homes significantly lower than the cost of care. An American Health Care Association study indicates New Jersey Medicaid pays nursing homes 18 percent less than cost, resulting in an estimated \$500 million shortfall statewide between the Medicaid rate and the actual cost of care in 2013.

Community Need



New Jersey is striving to reduce institutional long term care use under Medicaid. However, the demographic trend for New Jersey indicates that nursing home bed capacity must remain stable to accommodate the need for advanced care among the oldest and frailest.

National data indicates that on average, 35 percent of people aged 65+ will enter a nursing home for varying lengths of stay. In addition, New Jersey's elderly population is projected to increase by 27.2 percent between 2010 and 2020, and by an additional 27.1 percent between 2020 and 2030, yielding approximately 1.9 million elderly residents by 2030.

The need for Egg Harbor Care Center's services will continue to increase as the Baby-Boom generation ages.



Note: Figures may not add due to rounding.

ELIZABETH NURSING AND REHAB

Ownership: For-profit

BPCI Model Participation: None

Annual Contributions to Local and State Economy

Total Expenditures: \$7,518,600

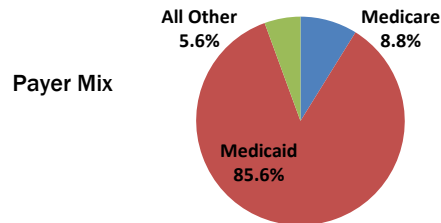
- 88 full-time equivalent jobs (salaried and contract), including key areas such as

Therapists	0	Dietary & Housekeeping	12
Nurses: 58 total, including		Contract Labor: 0 total, including	
■ Registered Nurses (RNs)	12	■ Nursing	0
■ Licensed Practical Nurses (LPNs)	8	■ Therapists	0
■ Certified Nursing Assistants (CNAs)	38	■ Other	0
Administrative	7	Plant Operations and Maintenance	1

- New Jersey nursing homes are subject to a quarterly assessment of \$11.92 per non-Medicare day. Annually, this tax totals \$358,518 for Elizabeth Nursing and Rehab.
- Total Employee Payroll: \$3,553,685
- Estimated State Income Taxes Paid by Employees: \$196,341

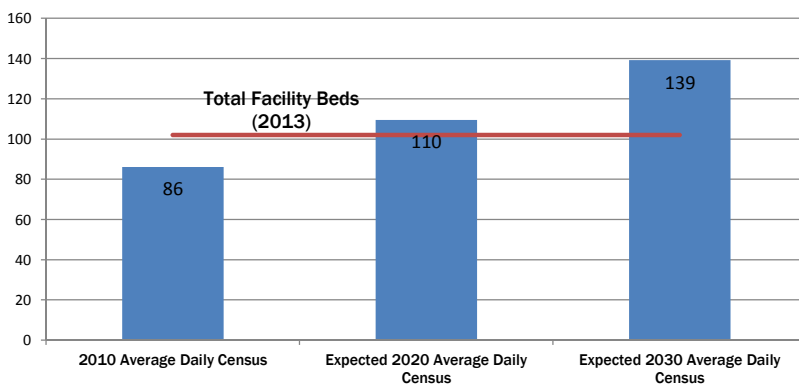
Statistical Profile

■ Medicare Ratings (from 1 to 5 stars)		Avg. Daily Census	Medicare 8.0	Medicaid 77.4	All Other 5.0	Total 90.4
Medicare Overall Rating	★★★	Avg. Length of Stay	58.4	0.0	152.7	532.2
Medicare Quality Measure Rating	★★★	Occupancy Rate	7.8%	75.9%	4.9%	88.6%
% Medicare Days in Ultra/Very High RUGs	61.3%					
Routine Cost per Day	\$189.13					
Total Beds	102					



- More than half of New Jersey's nursing home residents receive financial assistance from Medicaid, the health care program for low-income individuals that is funded by the federal and state governments. Medicaid pays nursing homes significantly lower than the cost of care. An American Health Care Association study indicates New Jersey Medicaid pays nursing homes 18 percent less than cost, resulting in an estimated \$500 million shortfall statewide between the Medicaid rate and the actual cost of care in 2013.

Community Need



New Jersey is striving to reduce institutional long term care use under Medicaid. However, the demographic trend for New Jersey indicates that nursing home bed capacity must remain stable to accommodate the need for advanced care among the oldest and frailest.

National data indicates that on average, 35 percent of people aged 65+ will enter a nursing home for varying lengths of stay. In addition, New Jersey's elderly population is projected to increase by 27.2 percent between 2010 and 2020, and by an additional 27.1 percent between 2020 and 2030, yielding approximately 1.9 million elderly residents by 2030.

The need for Elizabeth Nursing and Rehab's services will continue to increase as the Baby-Boom generation ages.



Note: Figures may not add due to rounding.

ELMORA HILLS HEALTH & REHABILITATION CENTER

Ownership: For-profit

BPCI Model Participation: None

Annual Contributions to Local and State Economy

Total Expenditures: \$20,015,400

- 209 full-time equivalent jobs (salaried and contract), including key areas such as

Therapists	0	Dietary & Housekeeping	24
Nurses: 135 total, including		Contract Labor: 19 total, including	
■ Registered Nurses (RNs)	24	■ Nursing	0
■ Licensed Practical Nurses (LPNs)	24	■ Therapists	19
■ Certified Nursing Assistants (CNAs)	87	■ Other	0
Administrative	9	Plant Operations and Maintenance	6

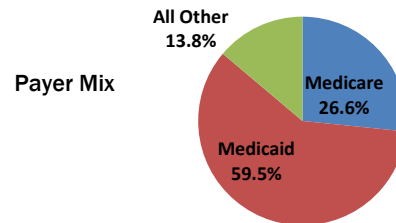
- New Jersey nursing homes are subject to a quarterly assessment of \$11.92 per non-Medicare day. Annually, this tax totals \$585,916 for Elmora Hills Health & Rehabilitation Center.

Total Employee Payroll: \$7,962,649

Estimated State Income Taxes Paid by Employees: \$439,936

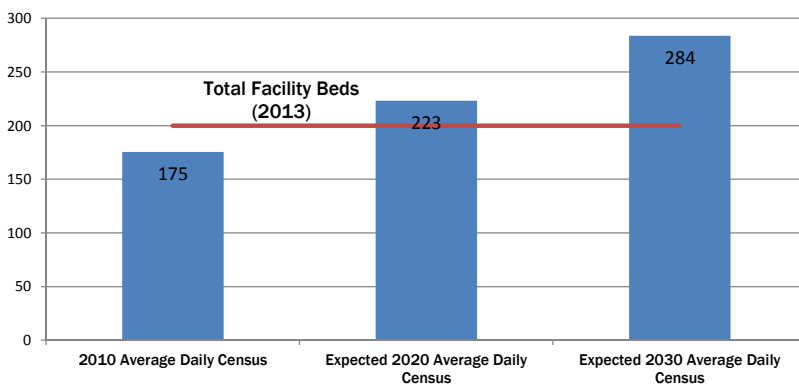
Statistical Profile

■ Medicare Ratings (from 1 to 5 stars)		Avg. Daily Census	Medicare 48.9	Medicaid 109.3	All Other 25.4	Total 183.5
Medicare Overall Rating	★★	Avg. Length of Stay	40.9	297.6	49.6	88.5
Medicare Quality Measure Rating	★★★★★	Occupancy Rate	24.4%	54.6%	12.7%	91.8%
% Medicare Days in Ultra/Very High RUGs	94.4%					
Routine Cost per Day	\$227.08					
Total Beds	200					



- More than half of New Jersey's nursing home residents receive financial assistance from Medicaid, the health care program for low-income individuals that is funded by the federal and state governments. Medicaid pays nursing homes significantly lower than the cost of care. An American Health Care Association study indicates New Jersey Medicaid pays nursing homes 18 percent less than cost, resulting in an estimated \$500 million shortfall statewide between the Medicaid rate and the actual cost of care in 2013.

Community Need



New Jersey is striving to reduce institutional long term care use under Medicaid. However, the demographic trend for New Jersey indicates that nursing home bed capacity must remain stable to accommodate the need for advanced care among the oldest and frailest.

National data indicates that on average, 35 percent of people aged 65+ will enter a nursing home for varying lengths of stay. In addition, New Jersey's elderly population is projected to increase by 27.2 percent between 2010 and 2020, and by an additional 27.1 percent between 2020 and 2030, yielding approximately 1.9 million elderly residents by 2030.

The need for Elmora Hills Health & Rehabilitation Center's services will continue to increase as the Baby-Boom generation ages.



Note: Figures may not add due to rounding.

ELMS OF CRANBURY

Ownership: For-profit

BPCI Model Participation: None

Annual Contributions to Local and State Economy

Total Expenditures: \$16,297,600

- 183 full-time equivalent jobs (salaried and contract), including key areas such as

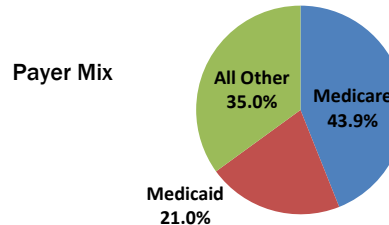
Therapists	15	Dietary & Housekeeping	38
Nurses: 91 total, including		Contract Labor: 4 total, including	
■ Registered Nurses (RNs)	22	■ Nursing	0
■ Licensed Practical Nurses (LPNs)	19	■ Therapists	4
■ Certified Nursing Assistants (CNAs)	50	■ Other	0
Administrative	12	Plant Operations and Maintenance	4

- New Jersey nursing homes are subject to a quarterly assessment of \$11.92 per non-Medicare day. Annually, this tax totals \$277,009 for Elms of Cranbury.
- Total Employee Payroll: \$8,733,873
- Estimated State Income Taxes Paid by Employees: \$482,546

Statistical Profile

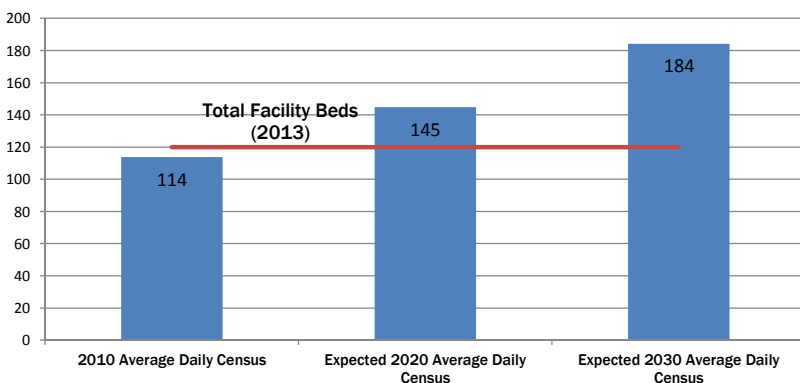
■ Medicare Ratings (from 1 to 5 stars)		Avg. Daily Census	Medicare 49.9	Medicaid 23.9	All Other 39.8	Total 113.6
Medicare Overall Rating	★★★★★	Avg. Length of Stay	25.3	484.7	123.0	48.5
Medicare Quality Measure Rating	★★★★★	Occupancy Rate	41.6%	19.9%	33.1%	94.7%

% Medicare Days in Ultra/Very High RUGs	87.3%
Routine Cost per Day	\$196.68
Total Beds	120



- More than half of New Jersey's nursing home residents receive financial assistance from Medicaid, the health care program for low-income individuals that is funded by the federal and state governments. Medicaid pays nursing homes significantly lower than the cost of care. An American Health Care Association study indicates New Jersey Medicaid pays nursing homes 18 percent less than cost, resulting in an estimated \$500 million shortfall statewide between the Medicaid rate and the actual cost of care in 2013.

Community Need



New Jersey is striving to reduce institutional long term care use under Medicaid. However, the demographic trend for New Jersey indicates that nursing home bed capacity must remain stable to accommodate the need for advanced care among the oldest and frailest.

National data indicates that on average, 35 percent of people aged 65+ will enter a nursing home for varying lengths of stay. In addition, New Jersey's elderly population is projected to increase by 27.2 percent between 2010 and 2020, and by an additional 27.1 percent between 2020 and 2030, yielding approximately 1.9 million elderly residents by 2030.

The need for Elms of Cranbury's services will continue to increase as the Baby-Boom generation ages.



Note: Figures may not add due to rounding.

ELMWOOD HILLS HEALTHCARE CENTER LLC

Ownership: For-profit

BPCI Model Participation: None

Annual Contributions to Local and State Economy

Total Expenditures: \$11,128,600

- 161 full-time equivalent jobs (salaried and contract), including therapists, nurses, dietary and housekeeping, plant operations and maintenance, administrative and contract labor.

¹ This provider reports its data as a subprovider on another facility's Medicare Cost Report. Subproviders are required to submit a more limited set of data to Medicare on their annual cost reports.

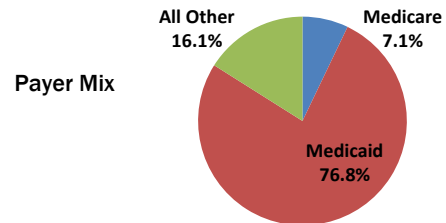
As a result, certain sections of this report cannot be presented for nursing homes reporting as subproviders, as CMS does not collect the necessary data.

Information affected by this data reporting structure include the detailed breakout of FTE jobs by position and the calculation of average length of stay.

- New Jersey nursing homes are subject to a quarterly assessment of \$11.92 per non-Medicare day. Annually, this tax totals \$995,403 for Elmwood Hills Healthcare Center LLC.
- Total Employee Payroll: \$10,032,142
- Estimated State Income Taxes Paid by Employees: \$554,276

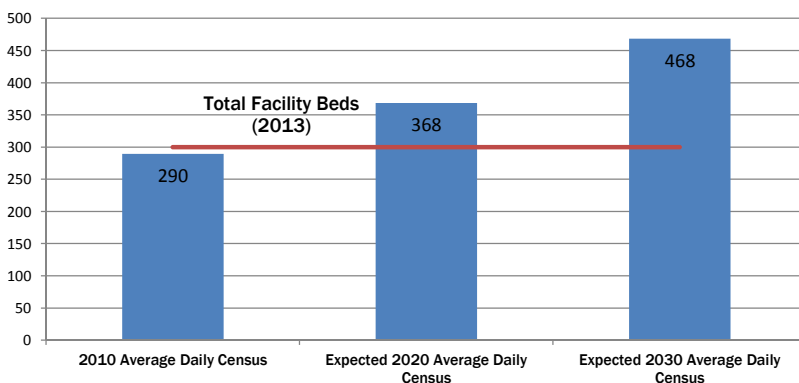
Statistical Profile

		Medicare	Medicaid	All Other	Total	
Medicare Ratings (from 1 to 5 stars)		Avg. Daily Census	17.6	189.2	39.6	246.4
Medicare Overall Rating	★★	Avg. Length of Stay	N/A ¹	N/A ¹	N/A ¹	N/A ¹
Medicare Quality Measure Rating	★★★★★	Occupancy Rate	5.9%	63.1%	13.2%	82.1%
% Medicare Days in Ultra/Very High RUGs	79.2%					
Routine Cost per Day	\$321.47					
Total Beds	300					



- More than half of New Jersey's nursing home residents receive financial assistance from Medicaid, the health care program for low-income individuals that is funded by the federal and state governments. Medicaid pays nursing homes significantly lower than the cost of care. An American Health Care Association study indicates New Jersey Medicaid pays nursing homes 18 percent less than cost, resulting in an estimated \$500 million shortfall statewide between the Medicaid rate and the actual cost of care in 2013.

Community Need



New Jersey is striving to reduce institutional long term care use under Medicaid. However, the demographic trend for New Jersey indicates that nursing home bed capacity must remain stable to accommodate the need for advanced care among the oldest and frailest.

National data indicates that on average, 35 percent of people aged 65+ will enter a nursing home for varying lengths of stay. In addition, New Jersey's elderly population is projected to increase by 27.2 percent between 2010 and 2020, and by an additional 27.1 percent between 2020 and 2030, yielding approximately 1.9 million elderly residents by 2030.

The need for Elmwood Hills Healthcare Center LLC's services will continue to increase as the Baby-Boom generation ages.



Note: Figures may not add due to rounding.

EMERSON HEALTH CARE CENTER

Ownership: For-profit

BPCI Model Participation: None

Annual Contributions to Local and State Economy

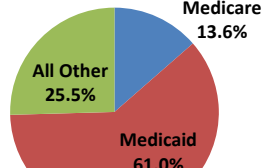
Total Expenditures: \$12,882,400

- 159 full-time equivalent jobs (salaried and contract), including key areas such as

Therapists	0	Dietary & Housekeeping	34
Nurses: 92 total, including		Contract Labor: 8 total, including	
■ Registered Nurses (RNs)	22	■ Nursing	0
■ Licensed Practical Nurses (LPNs)	13	■ Therapists	8
■ Certified Nursing Assistants (CNAs)	57	■ Other	0
Administrative	11	Plant Operations and Maintenance	2

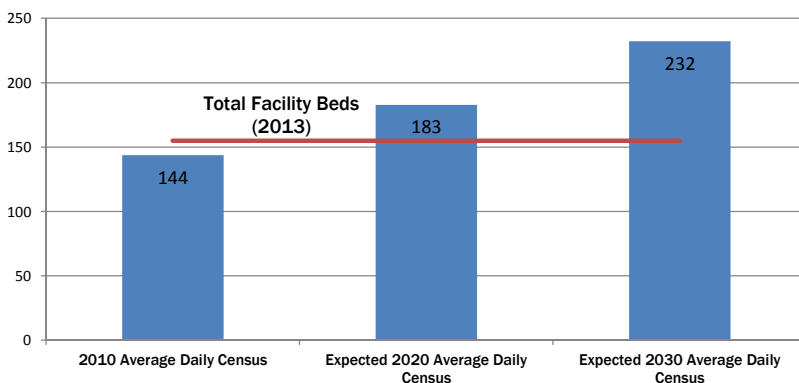
- New Jersey nursing homes are subject to a quarterly assessment of \$11.92 per non-Medicare day. Annually, this tax totals \$523,860 for Emerson Health Care Center.
- Total Employee Payroll: \$5,973,395
- Estimated State Income Taxes Paid by Employees: \$330,030

Statistical Profile

■ Medicare Ratings (from 1 to 5 stars)		Avg. Daily Census	Medicare 18.9	Medicaid 84.9	All Other 35.5	Total 139.3
Medicare Overall Rating	★★★★★	Avg. Length of Stay	44.2	585.0	113.6	157.4
Medicare Quality Measure Rating	★★★★★	Occupancy Rate	12.2%	54.8%	22.9%	89.9%
% Medicare Days in Ultra/Very High RUGs	90.1%	Payer Mix 				
Routine Cost per Day	\$218.65					
Total Beds	155					

- More than half of New Jersey's nursing home residents receive financial assistance from Medicaid, the health care program for low-income individuals that is funded by the federal and state governments. Medicaid pays nursing homes significantly lower than the cost of care. An American Health Care Association study indicates New Jersey Medicaid pays nursing homes 18 percent less than cost, resulting in an estimated \$500 million shortfall statewide between the Medicaid rate and the actual cost of care in 2013.

Community Need



New Jersey is striving to reduce institutional long term care use under Medicaid. However, the demographic trend for New Jersey indicates that nursing home bed capacity must remain stable to accommodate the need for advanced care among the oldest and frailest.

National data indicates that on average, 35 percent of people aged 65+ will enter a nursing home for varying lengths of stay. In addition, New Jersey's elderly population is projected to increase by 27.2 percent between 2010 and 2020, and by an additional 27.1 percent between 2020 and 2030, yielding approximately 1.9 million elderly residents by 2030.

The need for Emerson Health Care Center's services will continue to increase as the Baby-Boom generation ages.



Note: Figures may not add due to rounding.

EVERGREENS

Ownership: Nonprofit

BPCI Model Participation: None

Annual Contributions to Local and State Economy

Total Expenditures: \$23,581,300

- 178 full-time equivalent jobs (salaried and contract), including key areas such as

Therapists	0	Dietary & Housekeeping	59
Nurses: 32 total, including		Contract Labor: 3 total, including	
■ Registered Nurses (RNs)	11	■ Nursing	0
■ Licensed Practical Nurses (LPNs)	0	■ Therapists	3
■ Certified Nursing Assistants (CNAs)	20	■ Other	0
Administrative	12	Plant Operations and Maintenance	13

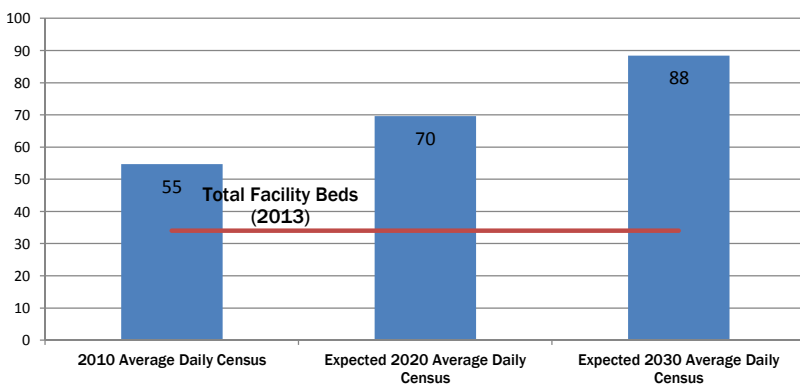
- New Jersey nursing homes are subject to a quarterly assessment of \$11.92 per non-Medicare day. Annually, this tax totals \$110,200 for Evergreens.
- Total Employee Payroll: \$7,210,209
- Estimated State Income Taxes Paid by Employees: \$398,364

Statistical Profile

■ Medicare Ratings (from 1 to 5 stars)		Avg. Daily Census	Medicare 6.5	Medicaid 0.0	All Other 25.3	Total 31.9
Medicare Overall Rating	★★★★★	Avg. Length of Stay	29.8	0.0	121.6	74.5
Medicare Quality Measure Rating	★★★★★	Occupancy Rate	19.2%	0.0%	74.5%	93.7%
% Medicare Days in Ultra/Very High RUGs	87.4%					
Routine Cost per Day	\$346.06					
Total Beds	34					

- More than half of New Jersey's nursing home residents receive financial assistance from Medicaid, the health care program for low-income individuals that is funded by the federal and state governments. Medicaid pays nursing homes significantly lower than the cost of care. An American Health Care Association study indicates New Jersey Medicaid pays nursing homes 18 percent less than cost, resulting in an estimated \$500 million shortfall statewide between the Medicaid rate and the actual cost of care in 2013.

Community Need



New Jersey is striving to reduce institutional long term care use under Medicaid. However, the demographic trend for New Jersey indicates that nursing home bed capacity must remain stable to accommodate the need for advanced care among the oldest and frailest.

National data indicates that on average, 35 percent of people aged 65+ will enter a nursing home for varying lengths of stay. In addition, New Jersey's elderly population is projected to increase by 27.2 percent between 2010 and 2020, and by an additional 27.1 percent between 2020 and 2030, yielding approximately 1.9 million elderly residents by 2030.

The need for Evergreens's services will continue to increase as the Baby-Boom generation ages.



Note: Figures may not add due to rounding.

FOOTHILL ACRES REHABILITATION & NURSING CENTER

Ownership: For-profit

BPCI Model Participation: None

Annual Contributions to Local and State Economy

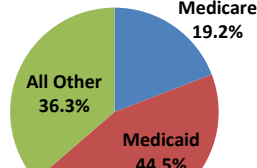
Total Expenditures: \$20,765,200

- 169 full-time equivalent jobs (salaried and contract), including key areas such as

Therapists	0	Dietary & Housekeeping	0
Nurses: 98 total, including		Contract Labor: 39 total, including	
■ Registered Nurses (RNs)	17	■ Nursing	22
■ Licensed Practical Nurses (LPNs)	32	■ Therapists	16
■ Certified Nursing Assistants (CNAs)	49	■ Other	0
Administrative	10	Plant Operations and Maintenance	4

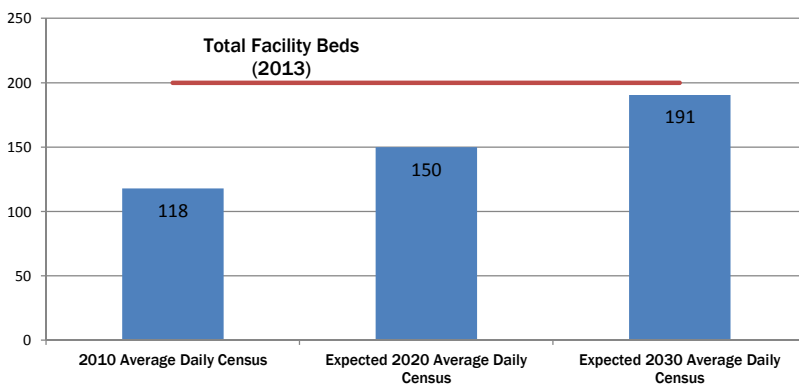
- New Jersey nursing homes are subject to a quarterly assessment of \$11.92 per non-Medicare day. Annually, this tax totals \$629,841 for Foothill Acres Rehabilitation & Nursing Center.
- Total Employee Payroll: \$6,218,874
- Estimated State Income Taxes Paid by Employees: \$343,593

Statistical Profile

■ Medicare Ratings (from 1 to 5 stars)		Avg. Daily Census	Medicare 34.3	Medicaid 79.7	All Other 65.0	Total 179.1
Medicare Overall Rating	★★★	Avg. Length of Stay	44.4	246.6	115.8	108.0
Medicare Quality Measure Rating	★★★★	Occupancy Rate	17.2%	39.9%	32.5%	89.5%
% Medicare Days in Ultra/Very High RUGs	92.9%	Payer Mix 				
Routine Cost per Day	\$262.20					
Total Beds	200					

- More than half of New Jersey's nursing home residents receive financial assistance from Medicaid, the health care program for low-income individuals that is funded by the federal and state governments. Medicaid pays nursing homes significantly lower than the cost of care. An American Health Care Association study indicates New Jersey Medicaid pays nursing homes 18 percent less than cost, resulting in an estimated \$500 million shortfall statewide between the Medicaid rate and the actual cost of care in 2013.

Community Need



New Jersey is striving to reduce institutional long term care use under Medicaid. However, the demographic trend for New Jersey indicates that nursing home bed capacity must remain stable to accommodate the need for advanced care among the oldest and frailest.

National data indicates that on average, 35 percent of people aged 65+ will enter a nursing home for varying lengths of stay. In addition, New Jersey's elderly population is projected to increase by 27.2 percent between 2010 and 2020, and by an additional 27.1 percent between 2020 and 2030, yielding approximately 1.9 million elderly residents by 2030.

The need for Foothill Acres Rehabilitation & Nursing Center's services will continue to increase as the Baby-Boom generation ages.



Note: Figures may not add due to rounding.

FOREST HILL HEALTHCARE CENTER

Ownership: For-profit

BPCI Model Participation: None

Annual Contributions to Local and State Economy

Total Expenditures: \$11,818,900

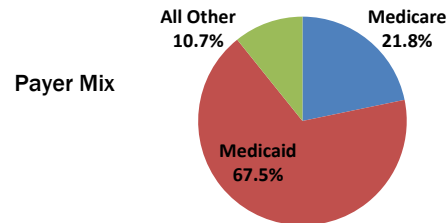
- 150 full-time equivalent jobs (salaried and contract), including key areas such as

Therapists	7	Dietary & Housekeeping	33
Nurses: 77 total, including		Contract Labor: 4 total, including	
■ Registered Nurses (RNs)	26	■ Nursing	0
■ Licensed Practical Nurses (LPNs)	5	■ Therapists	3
■ Certified Nursing Assistants (CNAs)	46	■ Other	0
Administrative	7	Plant Operations and Maintenance	8

- New Jersey nursing homes are subject to a quarterly assessment of \$11.92 per non-Medicare day. Annually, this tax totals \$382,441 for Forest Hill Healthcare Center.
- Total Employee Payroll: \$5,819,597
- Estimated State Income Taxes Paid by Employees: \$321,533

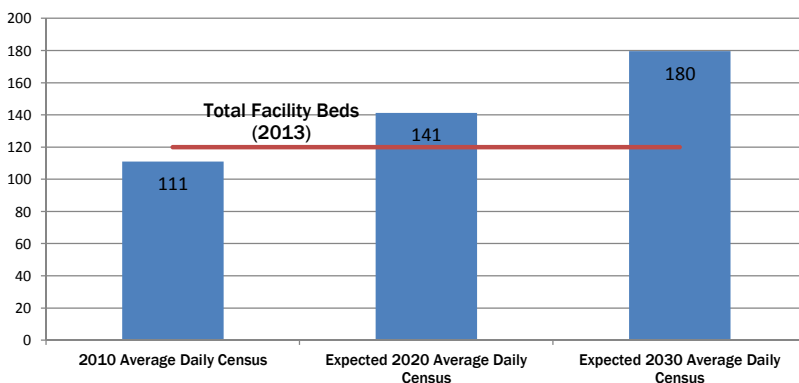
Statistical Profile

■ Medicare Ratings (from 1 to 5 stars)		Avg. Daily Census	Medicare 24.5	Medicaid 75.8	All Other 12.1	Total 112.4
Medicare Overall Rating	★★	Avg. Length of Stay	29.3	0.0	122.3	120.3
Medicare Quality Measure Rating	★★★★★	Occupancy Rate	20.4%	63.2%	10.1%	93.6%
% Medicare Days in Ultra/Very High RUGs	90.7%					
Routine Cost per Day	\$209.81					
Total Beds	120					



- More than half of New Jersey's nursing home residents receive financial assistance from Medicaid, the health care program for low-income individuals that is funded by the federal and state governments. Medicaid pays nursing homes significantly lower than the cost of care. An American Health Care Association study indicates New Jersey Medicaid pays nursing homes 18 percent less than cost, resulting in an estimated \$500 million shortfall statewide between the Medicaid rate and the actual cost of care in 2013.

Community Need



New Jersey is striving to reduce institutional long term care use under Medicaid. However, the demographic trend for New Jersey indicates that nursing home bed capacity must remain stable to accommodate the need for advanced care among the oldest and frailest.

National data indicates that on average, 35 percent of people aged 65+ will enter a nursing home for varying lengths of stay. In addition, New Jersey's elderly population is projected to increase by 27.2 percent between 2010 and 2020, and by an additional 27.1 percent between 2020 and 2030, yielding approximately 1.9 million elderly residents by 2030.

The need for Forest Hill Healthcare Center's services will continue to increase as the Baby-Boom generation ages.



Note: Figures may not add due to rounding.

FOREST MANOR HCC

Ownership: For-profit

BPCI Model Participation: None

Annual Contributions to Local and State Economy

Total Expenditures: \$9,996,000

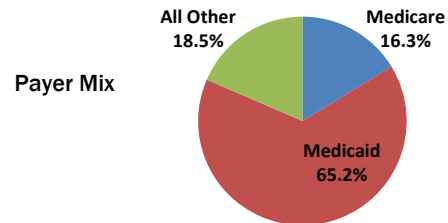
- 87 full-time equivalent jobs (salaried and contract), including key areas such as

Therapists	0	Dietary & Housekeeping	11
Nurses: 54 total, including		Contract Labor: 6 total, including	
■ Registered Nurses (RNs)	5	■ Nursing	0
■ Licensed Practical Nurses (LPNs)	15	■ Therapists	6
■ Certified Nursing Assistants (CNAs)	34	■ Other	0
Administrative	5	Plant Operations and Maintenance	2

- New Jersey nursing homes are subject to a quarterly assessment of \$11.92 per non-Medicare day. Annually, this tax totals \$360,318 for Forest Manor HCC.
- Total Employee Payroll: \$3,036,853
- Estimated State Income Taxes Paid by Employees: \$167,786

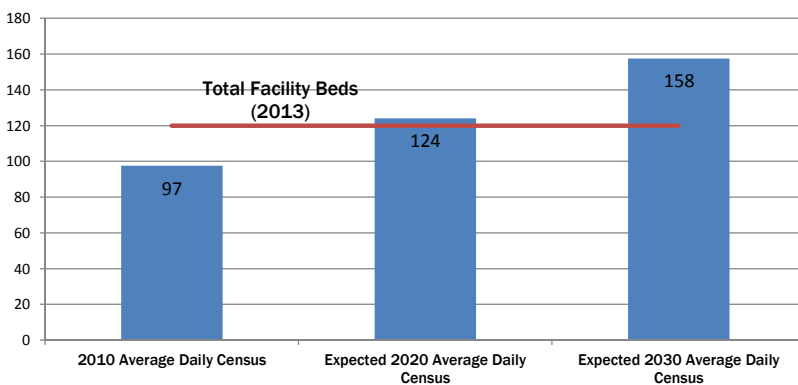
Statistical Profile

■ Medicare Ratings (from 1 to 5 stars)		Avg. Daily Census	Medicare 16.1	Medicaid 64.5	All Other 18.3	Total 98.9
Medicare Overall Rating	★★	Avg. Length of Stay	48.5	759.5	45.5	120.7
Medicare Quality Measure Rating	★	Occupancy Rate	13.4%	53.8%	15.3%	82.4%
% Medicare Days in Ultra/Very High RUGs	88.2%					
Routine Cost per Day	\$238.97					
Total Beds	120					



- More than half of New Jersey's nursing home residents receive financial assistance from Medicaid, the health care program for low-income individuals that is funded by the federal and state governments. Medicaid pays nursing homes significantly lower than the cost of care. An American Health Care Association study indicates New Jersey Medicaid pays nursing homes 18 percent less than cost, resulting in an estimated \$500 million shortfall statewide between the Medicaid rate and the actual cost of care in 2013.

Community Need



New Jersey is striving to reduce institutional long term care use under Medicaid. However, the demographic trend for New Jersey indicates that nursing home bed capacity must remain stable to accommodate the need for advanced care among the oldest and frailest.

National data indicates that on average, 35 percent of people aged 65+ will enter a nursing home for varying lengths of stay. In addition, New Jersey's elderly population is projected to increase by 27.2 percent between 2010 and 2020, and by an additional 27.1 percent between 2020 and 2030, yielding approximately 1.9 million elderly residents by 2030.

The need for Forest Manor HCC's services will continue to increase as the Baby-Boom generation ages.



Note: Figures may not add due to rounding.

FOUNTAIN VIEW CARE CENTER

Ownership: For-profit

BPCI Model Participation: None

Annual Contributions to Local and State Economy

Total Expenditures: \$10,568,000

- 126 full-time equivalent jobs (salaried and contract), including key areas such as

Therapists	0	Dietary & Housekeeping	29
Nurses: 77 total, including		Contract Labor: 0 total, including	
■ Registered Nurses (RNs)	12	■ Nursing	0
■ Licensed Practical Nurses (LPNs)	19	■ Therapists	0
■ Certified Nursing Assistants (CNAs)	46	■ Other	0
Administrative	10	Plant Operations and Maintenance	2

- New Jersey nursing homes are subject to a quarterly assessment of \$11.92 per non-Medicare day. Annually, this tax totals \$416,914 for Fountain View Care Center.
- Total Employee Payroll: \$4,739,268
- Estimated State Income Taxes Paid by Employees: \$261,845

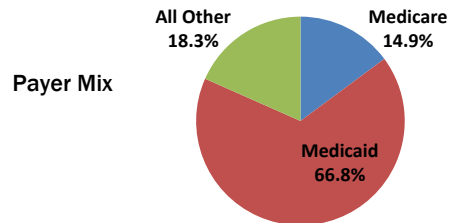
Statistical Profile

- Medicare Ratings (from 1 to 5 stars)

Medicare Overall Rating ★★★★★
 Medicare Quality Measure Rating ★★★★★

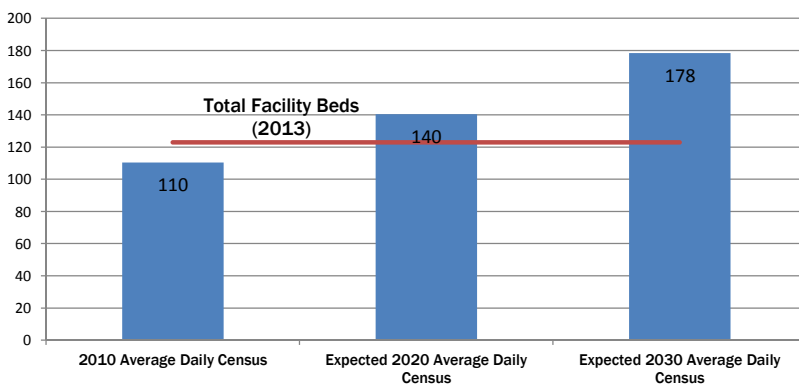
% Medicare Days in Ultra/Very High RUGs 78.3%
 Routine Cost per Day \$215.30
 Total Beds 123

	Medicare	Medicaid	All Other	Total
Avg. Daily Census	16.7	75.2	20.7	112.6
Avg. Length of Stay	34.9	175.9	52.7	86.7
Occupancy Rate	13.6%	61.1%	16.8%	91.5%



- More than half of New Jersey's nursing home residents receive financial assistance from Medicaid, the health care program for low-income individuals that is funded by the federal and state governments. Medicaid pays nursing homes significantly lower than the cost of care. An American Health Care Association study indicates New Jersey Medicaid pays nursing homes 18 percent less than cost, resulting in an estimated \$500 million shortfall statewide between the Medicaid rate and the actual cost of care in 2013.

Community Need



New Jersey is striving to reduce institutional long term care use under Medicaid. However, the demographic trend for New Jersey indicates that nursing home bed capacity must remain stable to accommodate the need for advanced care among the oldest and frailest.

National data indicates that on average, 35 percent of people aged 65+ will enter a nursing home for varying lengths of stay. In addition, New Jersey's elderly population is projected to increase by 27.2 percent between 2010 and 2020, and by an additional 27.1 percent between 2020 and 2030, yielding approximately 1.9 million elderly residents by 2030.

The need for Fountain View Care Center's services will continue to increase as the Baby-Boom generation ages.



Note: Figures may not add due to rounding.

FOUNTAINS AT CEDAR PARKE

Ownership: For-profit

BPCI Model Participation: None

Annual Contributions to Local and State Economy

Total Expenditures: \$8,673,400

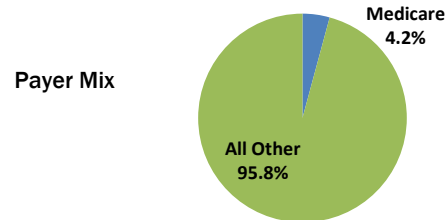
- 86 full-time equivalent jobs (salaried and contract), including key areas such as

Therapists	0	Dietary & Housekeeping	27
Nurses: 26 total, including		Contract Labor: 0 total, including	
■ Registered Nurses (RNs)	1	■ Nursing	0
■ Licensed Practical Nurses (LPNs)	9	■ Therapists	0
■ Certified Nursing Assistants (CNAs)	16	■ Other	0
Administrative	6	Plant Operations and Maintenance	6

- New Jersey nursing homes are subject to a quarterly assessment of \$11.92 per non-Medicare day. Annually, this tax totals \$675,566 for Fountains at Cedar Parke.
- Total Employee Payroll: \$3,156,261
- Estimated State Income Taxes Paid by Employees: \$174,383

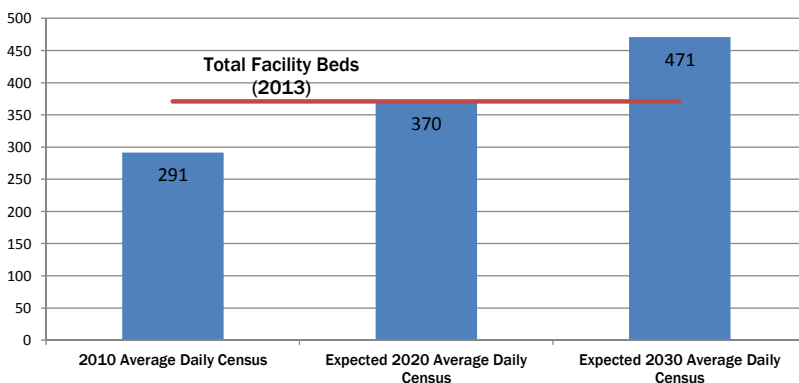
Statistical Profile

■ Medicare Ratings (from 1 to 5 stars)		Avg. Daily Census	Medicare 6.9	Medicaid 0.0	All Other 155.3	Total 162.1
Medicare Overall Rating	★★★	Avg. Length of Stay	23.0	0.0	341.4	215.2
Medicare Quality Measure Rating	★★★★★	Occupancy Rate	1.8%	0.0%	41.9%	43.7%
% Medicare Days in Ultra/Very High RUGs	70.1%					
Routine Cost per Day	\$29.37					
Total Beds	371					



- More than half of New Jersey's nursing home residents receive financial assistance from Medicaid, the health care program for low-income individuals that is funded by the federal and state governments. Medicaid pays nursing homes significantly lower than the cost of care. An American Health Care Association study indicates New Jersey Medicaid pays nursing homes 18 percent less than cost, resulting in an estimated \$500 million shortfall statewide between the Medicaid rate and the actual cost of care in 2013.

Community Need



New Jersey is striving to reduce institutional long term care use under Medicaid. However, the demographic trend for New Jersey indicates that nursing home bed capacity must remain stable to accommodate the need for advanced care among the oldest and frailest.

National data indicates that on average, 35 percent of people aged 65+ will enter a nursing home for varying lengths of stay. In addition, New Jersey's elderly population is projected to increase by 27.2 percent between 2010 and 2020, and by an additional 27.1 percent between 2020 and 2030, yielding approximately 1.9 million elderly residents by 2030.

The need for Fountains at Cedar Parke's services will continue to increase as the Baby-Boom generation ages.



Note: Figures may not add due to rounding.

FRANCISCAN OAKS HC

Ownership: Nonprofit

BPCI Model Participation: None

Annual Contributions to Local and State Economy

Total Expenditures: \$22,472,000

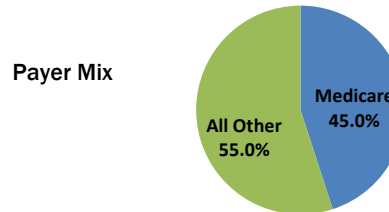
- 312 full-time equivalent jobs (salaried and contract), including key areas such as

Therapists	8	Dietary & Housekeeping	12
Nurses: 124 total, including		Contract Labor: 0 total, including	
■ Registered Nurses (RNs)	29	■ Nursing	0
■ Licensed Practical Nurses (LPNs)	18	■ Therapists	0
■ Certified Nursing Assistants (CNAs)	78	■ Other	0
Administrative	13	Plant Operations and Maintenance	24

- New Jersey nursing homes are subject to a quarterly assessment of \$11.92 per non-Medicare day. Annually, this tax totals \$183,091 for Franciscan Oaks Hc.
- Total Employee Payroll: \$9,574,196
- Estimated State Income Taxes Paid by Employees: \$528,974

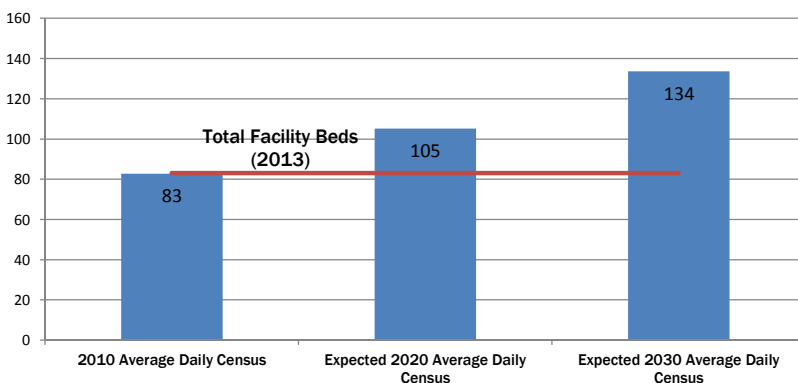
Statistical Profile

■ Medicare Ratings (from 1 to 5 stars)		Avg. Daily Census	Medicare 34.4	Medicaid 0.0	All Other 42.1	Total 76.5
Medicare Overall Rating	★★★★★	Avg. Length of Stay	32.7	0.0	46.0	38.9
Medicare Quality Measure Rating	★★★★★	Occupancy Rate	41.5%	0.0%	50.7%	92.2%
% Medicare Days in Ultra/Very High RUGs	93.2%					
Routine Cost per Day	\$483.33					
Total Beds	83					



- More than half of New Jersey's nursing home residents receive financial assistance from Medicaid, the health care program for low-income individuals that is funded by the federal and state governments. Medicaid pays nursing homes significantly lower than the cost of care. An American Health Care Association study indicates New Jersey Medicaid pays nursing homes 18 percent less than cost, resulting in an estimated \$500 million shortfall statewide between the Medicaid rate and the actual cost of care in 2013.

Community Need



New Jersey is striving to reduce institutional long term care use under Medicaid. However, the demographic trend for New Jersey indicates that nursing home bed capacity must remain stable to accommodate the need for advanced care among the oldest and frailest.

National data indicates that on average, 35 percent of people aged 65+ will enter a nursing home for varying lengths of stay. In addition, New Jersey's elderly population is projected to increase by 27.2 percent between 2010 and 2020, and by an additional 27.1 percent between 2020 and 2030, yielding approximately 1.9 million elderly residents by 2030.

The need for Franciscan Oaks Hc's services will continue to increase as the Baby-Boom generation ages.



Note: Figures may not add due to rounding.

FRANKLIN CARE CENTER

Ownership: For-profit

BPCI Model Participation: None

Annual Contributions to Local and State Economy

Total Expenditures: \$7,033,800

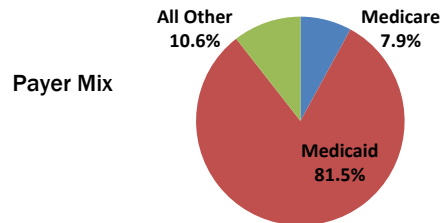
- 103 full-time equivalent jobs (salaried and contract), including key areas such as

Therapists	5	Dietary & Housekeeping	27
Nurses: 50 total, including		Contract Labor: 0 total, including	
■ Registered Nurses (RNs)	16	■ Nursing	0
■ Licensed Practical Nurses (LPNs)	7	■ Therapists	0
■ Certified Nursing Assistants (CNAs)	27	■ Other	0
Administrative	8	Plant Operations and Maintenance	3

- New Jersey nursing homes are subject to a quarterly assessment of \$11.92 per non-Medicare day. Annually, this tax totals \$266,793 for Franklin Care Center.
- Total Employee Payroll: \$4,089,020
- Estimated State Income Taxes Paid by Employees: \$225,918

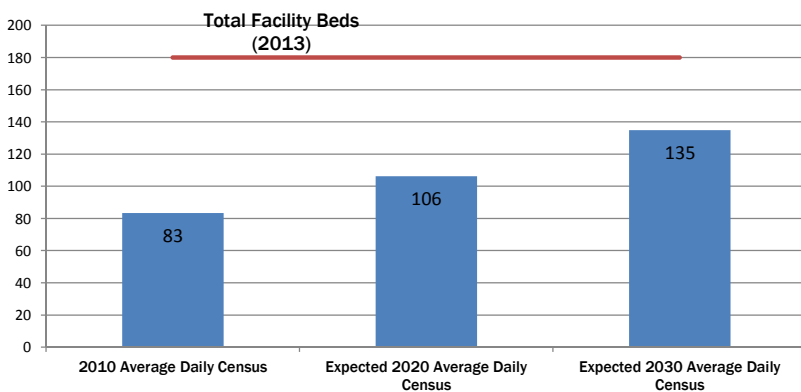
Statistical Profile

■ Medicare Ratings (from 1 to 5 stars)		Avg. Daily Census	Medicare 5.3	Medicaid 54.3	All Other 7.0	Total 66.6
Medicare Overall Rating	★★	Avg. Length of Stay	39.3	291.4	642.5	200.9
Medicare Quality Measure Rating	★★★★★	Occupancy Rate	2.9%	30.2%	3.9%	37.0%
% Medicare Days in Ultra/Very High RUGs	86.7%					
Routine Cost per Day	\$262.90					
Total Beds	180					



- More than half of New Jersey's nursing home residents receive financial assistance from Medicaid, the health care program for low-income individuals that is funded by the federal and state governments. Medicaid pays nursing homes significantly less than the cost of care. An American Health Care Association study indicates New Jersey Medicaid pays nursing homes 18 percent less than cost, resulting in an estimated \$500 million shortfall statewide between the Medicaid rate and the actual cost of care in 2013.

Community Need



New Jersey is striving to reduce institutional long term care use under Medicaid. However, the demographic trend for New Jersey indicates that nursing home bed capacity must remain stable to accommodate the need for advanced care among the oldest and frailest.

National data indicates that on average, 35 percent of people aged 65+ will enter a nursing home for varying lengths of stay. In addition, New Jersey's elderly population is projected to increase by 27.2 percent between 2010 and 2020, and by an additional 27.1 percent between 2020 and 2030, yielding approximately 1.9 million elderly residents by 2030.

The need for Franklin Care Center's services will continue to increase as the Baby-Boom generation ages.



Note: Figures may not add due to rounding.

FRIENDS RETIREMENT CONCEPTS

Ownership: Nonprofit

BPCI Model Participation: None

Annual Contributions to Local and State Economy

Total Expenditures: \$18,930,700

- 110 full-time equivalent jobs (salaried and contract), including key areas such as

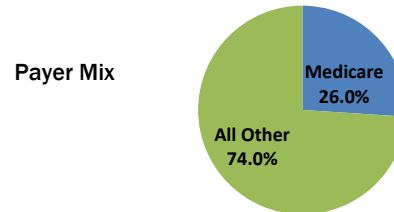
Therapists	0	Dietary & Housekeeping	13
Nurses: 40 total, including		Contract Labor: 8 total, including	
■ Registered Nurses (RNs)	11	■ Nursing	0
■ Licensed Practical Nurses (LPNs)	9	■ Therapists	8
■ Certified Nursing Assistants (CNAs)	20	■ Other	0
Administrative	13	Plant Operations and Maintenance	17

- New Jersey nursing homes are subject to a quarterly assessment of \$11.92 per non-Medicare day. Annually, this tax totals \$249,056 for Friends Retirement Concepts.
- Total Employee Payroll: \$4,622,102
- Estimated State Income Taxes Paid by Employees: \$255,371

Statistical Profile

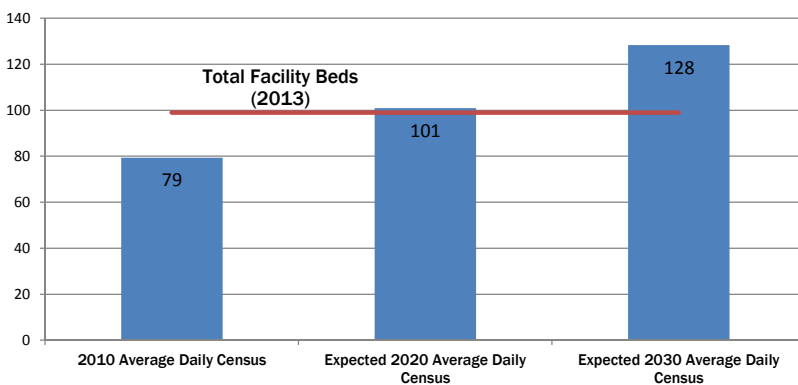
■ Medicare Ratings (from 1 to 5 stars)		Avg. Daily Census	Medicare 20.1	Medicaid 0.0	All Other 57.2	Total 77.4
Medicare Overall Rating	★★★★★	Avg. Length of Stay	24.1	0.0	278.6	74.3
Medicare Quality Measure Rating	★★★★★	Occupancy Rate	20.3%	0.0%	57.8%	78.1%

% Medicare Days in Ultra/Very High RUGs	93.0%
Routine Cost per Day	\$161.39
Total Beds	99



- More than half of New Jersey's nursing home residents receive financial assistance from Medicaid, the health care program for low-income individuals that is funded by the federal and state governments. Medicaid pays nursing homes significantly less than the cost of care. An American Health Care Association study indicates New Jersey Medicaid pays nursing homes 18 percent less than cost, resulting in an estimated \$500 million shortfall statewide between the Medicaid rate and the actual cost of care in 2013.

Community Need



New Jersey is striving to reduce institutional long term care use under Medicaid. However, the demographic trend for New Jersey indicates that nursing home bed capacity must remain stable to accommodate the need for advanced care among the oldest and frailest.

National data indicates that on average, 35 percent of people aged 65+ will enter a nursing home for varying lengths of stay. In addition, New Jersey's elderly population is projected to increase by 27.2 percent between 2010 and 2020, and by an additional 27.1 percent between 2020 and 2030, yielding approximately 1.9 million elderly residents by 2030.

The need for Friends Retirement Concepts's services will continue to increase as the Baby-Boom generation ages.



Note: Figures may not add due to rounding.

FRIENDS VILLAGE AT WOODSTOWN

Ownership: Nonprofit

BPCI Model Participation: None

Annual Contributions to Local and State Economy

Total Expenditures: \$11,868,500

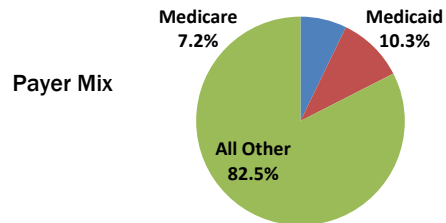
- 149 full-time equivalent jobs (salaried and contract), including key areas such as

Therapists	0	Dietary & Housekeeping	36
Nurses: 66 total, including		Contract Labor: 4 total, including	
■ Registered Nurses (RNs)	6	■ Nursing	0
■ Licensed Practical Nurses (LPNs)	15	■ Therapists	4
■ Certified Nursing Assistants (CNAs)	45	■ Other	0
Administrative	18	Plant Operations and Maintenance	10

- New Jersey nursing homes are subject to a quarterly assessment of \$11.92 per non-Medicare day. Annually, this tax totals \$728,109 for Friends Village at Woodstown.
- Total Employee Payroll: \$5,269,243
- Estimated State Income Taxes Paid by Employees: \$291,126

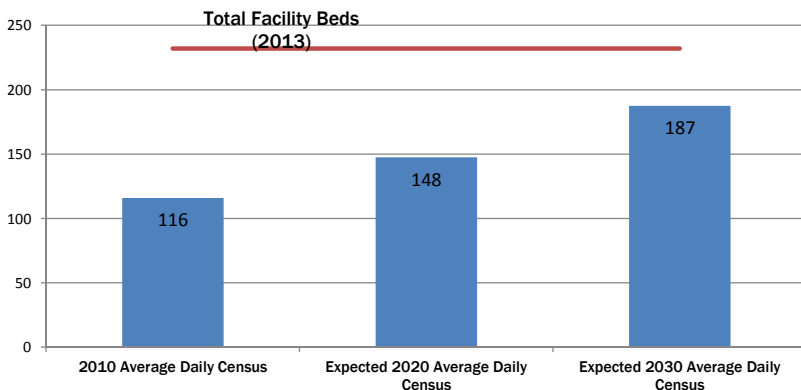
Statistical Profile

■ Medicare Ratings (from 1 to 5 stars)		Avg. Daily Census	Medicare 12.9	Medicaid 18.6	All Other 148.7	Total 180.3
Medicare Overall Rating	★★★★	Avg. Length of Stay	21.7	756.1	498.0	196.4
Medicare Quality Measure Rating	★★	Occupancy Rate	5.6%	8.0%	64.1%	77.7%
% Medicare Days in Ultra/Very High RUGs	83.0%					
Routine Cost per Day	\$89.50					
Total Beds	232					



- More than half of New Jersey's nursing home residents receive financial assistance from Medicaid, the health care program for low-income individuals that is funded by the federal and state governments. Medicaid pays nursing homes significantly lower than the cost of care. An American Health Care Association study indicates New Jersey Medicaid pays nursing homes 18 percent less than cost, resulting in an estimated \$500 million shortfall statewide between the Medicaid rate and the actual cost of care in 2013.

Community Need



New Jersey is striving to reduce institutional long term care use under Medicaid. However, the demographic trend for New Jersey indicates that nursing home bed capacity must remain stable to accommodate the need for advanced care among the oldest and frailest.

National data indicates that on average, 35 percent of people aged 65+ will enter a nursing home for varying lengths of stay. In addition, New Jersey's elderly population is projected to increase by 27.2 percent between 2010 and 2020, and by an additional 27.1 percent between 2020 and 2030, yielding approximately 1.9 million elderly residents by 2030.

The need for Friends Village at Woodstown's services will continue to increase as the Baby-Boom generation ages.



Note: Figures may not add due to rounding.

GARDENS AT MONROE HEALTHCARE AND REHABILITATION

Ownership: For-profit

BPCI Model Participation: None

Annual Contributions to Local and State Economy

Total Expenditures: \$11,731,500

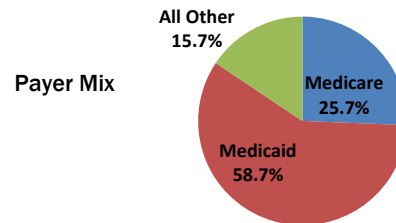
- 128 full-time equivalent jobs (salaried and contract), including key areas such as

Therapists	0	Dietary & Housekeeping	17
Nurses: 52 total, including		Contract Labor: 37 total, including	
■ Registered Nurses (RNs)	19	■ Nursing	27
■ Licensed Practical Nurses (LPNs)	9	■ Therapists	10
■ Certified Nursing Assistants (CNAs)	24	■ Other	0
Administrative	7	Plant Operations and Maintenance	4

- New Jersey nursing homes are subject to a quarterly assessment of \$11.92 per non-Medicare day. Annually, this tax totals \$381,869 for Gardens at Monroe Healthcare and Rehabilitation.
- Total Employee Payroll: \$4,113,445
- Estimated State Income Taxes Paid by Employees: \$227,268

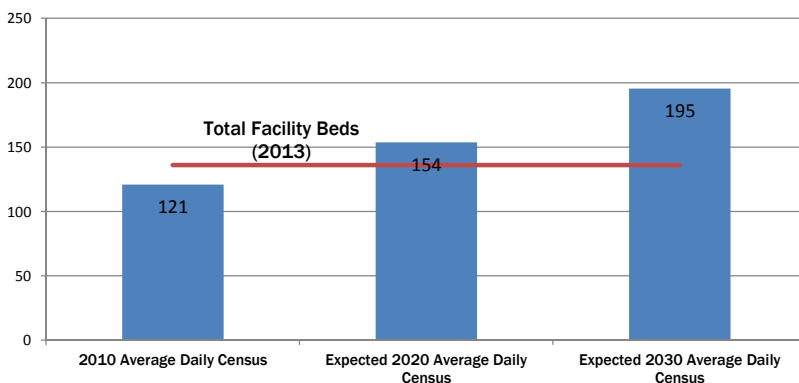
Statistical Profile

■ Medicare Ratings (from 1 to 5 stars)		Avg. Daily Census	Medicare 30.3	Medicaid 69.3	All Other 18.5	Total 118.1
Medicare Overall Rating	★★★★★	Avg. Length of Stay	28.1	356.2	110.6	82.1
Medicare Quality Measure Rating	★★★★★	Occupancy Rate	22.3%	50.9%	13.6%	86.8%
% Medicare Days in Ultra/Very High RUGs	93.9%					
Routine Cost per Day	\$224.42					
Total Beds	136					



- More than half of New Jersey's nursing home residents receive financial assistance from Medicaid, the health care program for low-income individuals that is funded by the federal and state governments. Medicaid pays nursing homes significantly less than the cost of care. An American Health Care Association study indicates New Jersey Medicaid pays nursing homes 18 percent less than cost, resulting in an estimated \$500 million shortfall statewide between the Medicaid rate and the actual cost of care in 2013.

Community Need



New Jersey is striving to reduce institutional long term care use under Medicaid. However, the demographic trend for New Jersey indicates that nursing home bed capacity must remain stable to accommodate the need for advanced care among the oldest and frailest.

National data indicates that on average, 35 percent of people aged 65+ will enter a nursing home for varying lengths of stay. In addition, New Jersey's elderly population is projected to increase by 27.2 percent between 2010 and 2020, and by an additional 27.1 percent between 2020 and 2030, yielding approximately 1.9 million elderly residents by 2030.

The need for Gardens at Monroe Healthcare and Rehabilitation's services will continue to increase as the Baby-Boom generation ages.



Note: Figures may not add due to rounding.

GATES MANOR

Ownership: For-profit

BPCI Model Participation: None

Annual Contributions to Local and State Economy

Total Expenditures: \$5,535,500

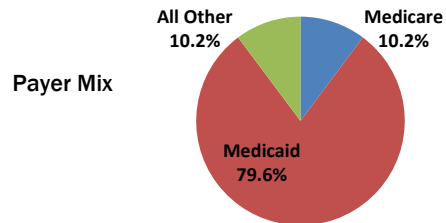
- 52 full-time equivalent jobs (salaried and contract), including key areas such as

Therapists	0	Dietary & Housekeeping	8
Nurses: 35 total, including		Contract Labor: 0 total, including	
■ Registered Nurses (RNs)	7	■ Nursing	0
■ Licensed Practical Nurses (LPNs)	5	■ Therapists	0
■ Certified Nursing Assistants (CNAs)	24	■ Other	0
Administrative	2	Plant Operations and Maintenance	2

- New Jersey nursing homes are subject to a quarterly assessment of \$11.92 per non-Medicare day. Annually, this tax totals \$221,259 for Gates Manor.
- Total Employee Payroll: \$2,210,117
- Estimated State Income Taxes Paid by Employees: \$122,109

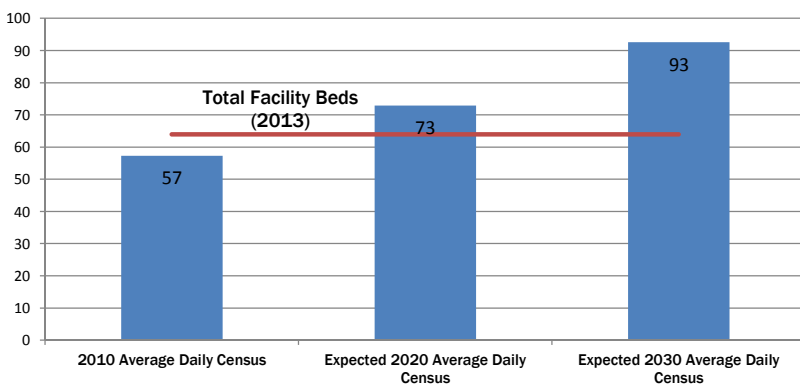
Statistical Profile

■ Medicare Ratings (from 1 to 5 stars)		Avg. Daily Census	Medicare 5.8	Medicaid 45.1	All Other 5.8	Total 56.6
Medicare Overall Rating	★★★★	Avg. Length of Stay	33.0	483.8	55.6	152.0
Medicare Quality Measure Rating	★★★★	Occupancy Rate	9.0%	70.4%	9.0%	88.5%
% Medicare Days in Ultra/Very High RUGs	78.7%					
Routine Cost per Day	\$225.15					
Total Beds	64					



- More than half of New Jersey's nursing home residents receive financial assistance from Medicaid, the health care program for low-income individuals that is funded by the federal and state governments. Medicaid pays nursing homes significantly less than the cost of care. An American Health Care Association study indicates New Jersey Medicaid pays nursing homes 18 percent less than cost, resulting in an estimated \$500 million shortfall statewide between the Medicaid rate and the actual cost of care in 2013.

Community Need



New Jersey is striving to reduce institutional long term care use under Medicaid. However, the demographic trend for New Jersey indicates that nursing home bed capacity must remain stable to accommodate the need for advanced care among the oldest and frailest.

National data indicates that on average, 35 percent of people aged 65+ will enter a nursing home for varying lengths of stay. In addition, New Jersey's elderly population is projected to increase by 27.2 percent between 2010 and 2020, and by an additional 27.1 percent between 2020 and 2030, yielding approximately 1.9 million elderly residents by 2030.

The need for Gates Manor's services will continue to increase as the Baby-Boom generation ages.



Note: Figures may not add due to rounding.

GATEWAY CARE CENTER

Ownership: For-profit

BPCI Model Participation: None

Annual Contributions to Local and State Economy

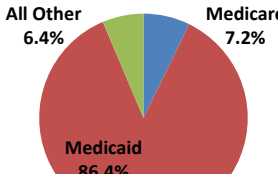
Total Expenditures: \$14,017,900

- 161 full-time equivalent jobs (salaried and contract), including key areas such as

Therapists	0	Dietary & Housekeeping	24
Nurses: 100 total, including		Contract Labor: 5 total, including	
■ Registered Nurses (RNs)	12	■ Nursing	0
■ Licensed Practical Nurses (LPNs)	27	■ Therapists	5
■ Certified Nursing Assistants (CNAs)	61	■ Other	0
Administrative	8	Plant Operations and Maintenance	2

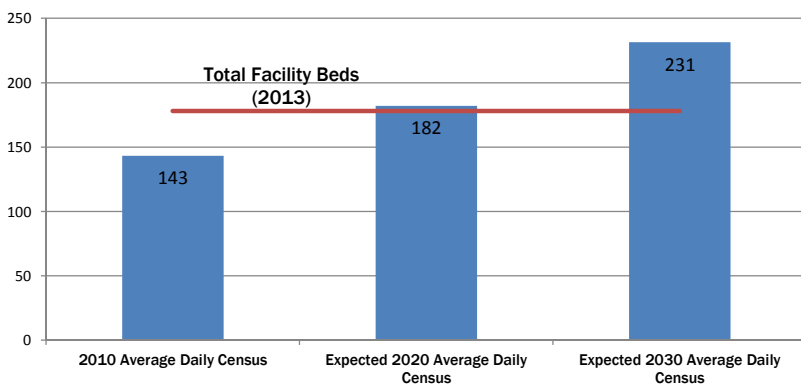
- New Jersey nursing homes are subject to a quarterly assessment of \$11.92 per non-Medicare day. Annually, this tax totals \$618,422 for Gateway Care Center.
- Total Employee Payroll: \$6,171,114
- Estimated State Income Taxes Paid by Employees: \$340,954

Statistical Profile

<ul style="list-style-type: none"> Medicare Ratings (from 1 to 5 stars) <p>Medicare Overall Rating ★★★</p> <p>Medicare Quality Measure Rating ★★★</p> <p>% Medicare Days in Ultra/Very High RUGs 82.8%</p> <p>Routine Cost per Day \$220.86</p> <p>Total Beds 178</p>	<table border="0" style="width: 100%;"> <thead> <tr> <th></th> <th style="text-align: center;">Medicare</th> <th style="text-align: center;">Medicaid</th> <th style="text-align: center;">All Other</th> <th style="text-align: center;">Total</th> </tr> </thead> <tbody> <tr> <td>Avg. Daily Census</td> <td style="text-align: center;">11.1</td> <td style="text-align: center;">132.4</td> <td style="text-align: center;">9.8</td> <td style="text-align: center;">153.2</td> </tr> <tr> <td>Avg. Length of Stay</td> <td style="text-align: center;">32.3</td> <td style="text-align: center;">317.8</td> <td style="text-align: center;">36.4</td> <td style="text-align: center;">149.1</td> </tr> <tr> <td>Occupancy Rate</td> <td style="text-align: center;">6.2%</td> <td style="text-align: center;">74.4%</td> <td style="text-align: center;">5.5%</td> <td style="text-align: center;">86.1%</td> </tr> </tbody> </table> <p style="text-align: center;">Payer Mix</p> 		Medicare	Medicaid	All Other	Total	Avg. Daily Census	11.1	132.4	9.8	153.2	Avg. Length of Stay	32.3	317.8	36.4	149.1	Occupancy Rate	6.2%	74.4%	5.5%	86.1%
	Medicare	Medicaid	All Other	Total																	
Avg. Daily Census	11.1	132.4	9.8	153.2																	
Avg. Length of Stay	32.3	317.8	36.4	149.1																	
Occupancy Rate	6.2%	74.4%	5.5%	86.1%																	

- More than half of New Jersey's nursing home residents receive financial assistance from Medicaid, the health care program for low-income individuals that is funded by the federal and state governments. Medicaid pays nursing homes significantly lower than the cost of care. An American Health Care Association study indicates New Jersey Medicaid pays nursing homes 18 percent less than cost, resulting in an estimated \$500 million shortfall statewide between the Medicaid rate and the actual cost of care in 2013.

Community Need



New Jersey is striving to reduce institutional long term care use under Medicaid. However, the demographic trend for New Jersey indicates that nursing home bed capacity must remain stable to accommodate the need for advanced care among the oldest and frailest.

National data indicates that on average, 35 percent of people aged 65+ will enter a nursing home for varying lengths of stay. In addition, New Jersey's elderly population is projected to increase by 27.2 percent between 2010 and 2020, and by an additional 27.1 percent between 2020 and 2030, yielding approximately 1.9 million elderly residents by 2030.

The need for Gateway Care Center's services will continue to increase as the Baby-Boom generation ages.



Note: Figures may not add due to rounding.

GOLDEN LIVINGCENTER - OLD BRIDGE

Ownership: For-profit

BPCI Model Participation: None

Annual Contributions to Local and State Economy

Total Expenditures: \$10,550,100

- 104 full-time equivalent jobs (salaried and contract), including key areas such as

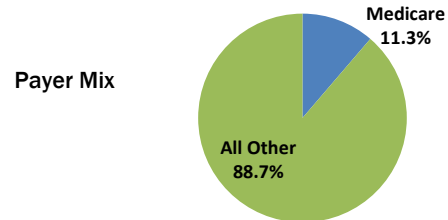
Therapists	0	Dietary & Housekeeping	14
Nurses: 68 total, including		Contract Labor: 9 total, including	
■ Registered Nurses (RNs)	10	■ Nursing	2
■ Licensed Practical Nurses (LPNs)	18	■ Therapists	7
■ Certified Nursing Assistants (CNAs)	40	■ Other	0
Administrative	5	Plant Operations and Maintenance	2

- New Jersey nursing homes are subject to a quarterly assessment of \$11.92 per non-Medicare day. Annually, this tax totals \$418,177 for Golden Livingcenter - Old Bridge.
- Total Employee Payroll: \$4,409,772
- Estimated State Income Taxes Paid by Employees: \$243,640

Statistical Profile

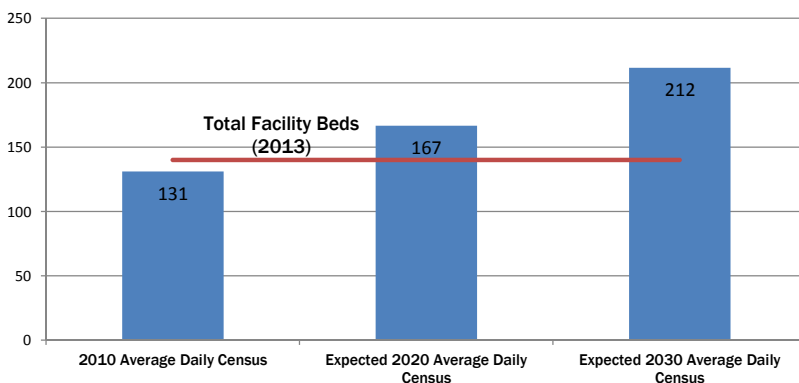
<ul style="list-style-type: none"> Medicare Ratings (from 1 to 5 stars) <p>Medicare Overall Rating ★</p> <p>Medicare Quality Measure Rating ★</p>					
	Avg. Daily Census	12.3	0.0	96.1	108.4
	Avg. Length of Stay	109.1	0.0	133.9	130.5
	Occupancy Rate	8.8%	0.0%	68.7%	77.4%

% Medicare Days in Ultra/Very High RUGs	78.2%
Routine Cost per Day	\$202.70
Total Beds	140



- More than half of New Jersey's nursing home residents receive financial assistance from Medicaid, the health care program for low-income individuals that is funded by the federal and state governments. Medicaid pays nursing homes significantly lower than the cost of care. An American Health Care Association study indicates New Jersey Medicaid pays nursing homes 18 percent less than cost, resulting in an estimated \$500 million shortfall statewide between the Medicaid rate and the actual cost of care in 2013.

Community Need



New Jersey is striving to reduce institutional long term care use under Medicaid. However, the demographic trend for New Jersey indicates that nursing home bed capacity must remain stable to accommodate the need for advanced care among the oldest and frailest.

National data indicates that on average, 35 percent of people aged 65+ will enter a nursing home for varying lengths of stay. In addition, New Jersey's elderly population is projected to increase by 27.2 percent between 2010 and 2020, and by an additional 27.1 percent between 2020 and 2030, yielding approximately 1.9 million elderly residents by 2030.

The need for Golden Livingcenter - Old Bridge's services will continue to increase as the Baby-Boom generation ages.



Note: Figures may not add due to rounding.

GOLDEN REHABILITATION AND NURSING CENTER

Ownership: For-profit

BPCI Model Participation: None

Annual Contributions to Local and State Economy

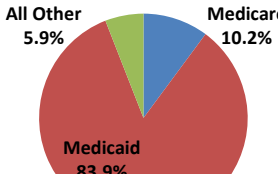
Total Expenditures: \$7,089,600

- 76 full-time equivalent jobs (salaried and contract), including key areas such as

Therapists	0	Dietary & Housekeeping	19
Nurses: 0 total, including		Contract Labor: 49 total, including	
■ Registered Nurses (RNs)	0	■ Nursing	46
■ Licensed Practical Nurses (LPNs)	0	■ Therapists	3
■ Certified Nursing Assistants (CNAs)	0	■ Other	0
Administrative	5	Plant Operations and Maintenance	2

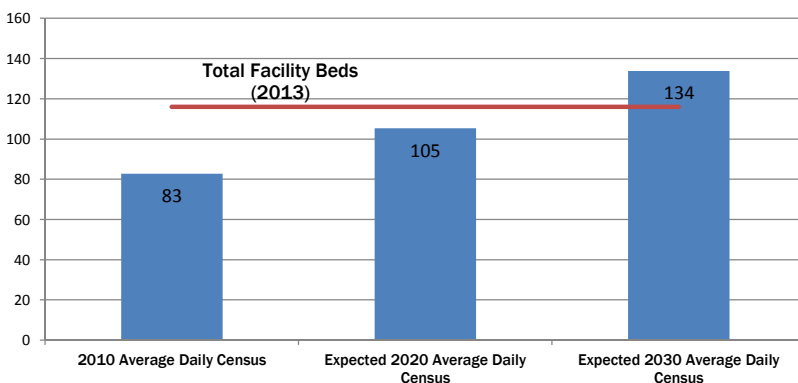
- New Jersey nursing homes are subject to a quarterly assessment of \$11.92 per non-Medicare day. Annually, this tax totals \$343,356 for Golden Rehabilitation and Nursing Center.
- Total Employee Payroll: \$733,574
- Estimated State Income Taxes Paid by Employees: \$40,530

Statistical Profile

<ul style="list-style-type: none"> Medicare Ratings (from 1 to 5 stars) <p>Medicare Overall Rating ★★★★</p> <p>Medicare Quality Measure Rating ★★★</p> <p>% Medicare Days in Ultra/Very High RUGs 70.5%</p> <p>Routine Cost per Day \$186.95</p> <p>Total Beds 116</p>	<table border="0" style="width: 100%;"> <thead> <tr> <th></th> <th style="text-align: center;">Medicare</th> <th style="text-align: center;">Medicaid</th> <th style="text-align: center;">All Other</th> <th style="text-align: center;">Total</th> </tr> </thead> <tbody> <tr> <td>Avg. Daily Census</td> <td style="text-align: center;">8.9</td> <td style="text-align: center;">73.7</td> <td style="text-align: center;">5.2</td> <td style="text-align: center;">87.9</td> </tr> <tr> <td>Avg. Length of Stay</td> <td style="text-align: center;">41.8</td> <td style="text-align: center;">336.3</td> <td style="text-align: center;">23.2</td> <td style="text-align: center;">133.6</td> </tr> <tr> <td>Occupancy Rate</td> <td style="text-align: center;">7.7%</td> <td style="text-align: center;">63.5%</td> <td style="text-align: center;">4.5%</td> <td style="text-align: center;">75.7%</td> </tr> </tbody> </table> <p style="text-align: center;">Payer Mix</p> 		Medicare	Medicaid	All Other	Total	Avg. Daily Census	8.9	73.7	5.2	87.9	Avg. Length of Stay	41.8	336.3	23.2	133.6	Occupancy Rate	7.7%	63.5%	4.5%	75.7%
	Medicare	Medicaid	All Other	Total																	
Avg. Daily Census	8.9	73.7	5.2	87.9																	
Avg. Length of Stay	41.8	336.3	23.2	133.6																	
Occupancy Rate	7.7%	63.5%	4.5%	75.7%																	

- More than half of New Jersey's nursing home residents receive financial assistance from Medicaid, the health care program for low-income individuals that is funded by the federal and state governments. Medicaid pays nursing homes significantly lower than the cost of care. An American Health Care Association study indicates New Jersey Medicaid pays nursing homes 18 percent less than cost, resulting in an estimated \$500 million shortfall statewide between the Medicaid rate and the actual cost of care in 2013.

Community Need



New Jersey is striving to reduce institutional long term care use under Medicaid. However, the demographic trend for New Jersey indicates that nursing home bed capacity must remain stable to accommodate the need for advanced care among the oldest and frailest.

National data indicates that on average, 35 percent of people aged 65+ will enter a nursing home for varying lengths of stay. In addition, New Jersey's elderly population is projected to increase by 27.2 percent between 2010 and 2020, and by an additional 27.1 percent between 2020 and 2030, yielding approximately 1.9 million elderly residents by 2030.

The need for Golden Rehabilitation and Nursing Center's services will continue to increase as the Baby-Boom generation ages.



Note: Figures may not add due to rounding.

GREEN ACRES MANOR

Ownership: For-profit

BPCI Model Participation: None

Annual Contributions to Local and State Economy

Total Expenditures: \$13,582,500

- 139 full-time equivalent jobs (salaried and contract), including key areas such as

Therapists	0	Dietary & Housekeeping	15
Nurses: 60 total, including		Contract Labor: 41 total, including	
■ Registered Nurses (RNs)	16	■ Nursing	31
■ Licensed Practical Nurses (LPNs)	18	■ Therapists	10
■ Certified Nursing Assistants (CNAs)	26	■ Other	0
Administrative	9	Plant Operations and Maintenance	2

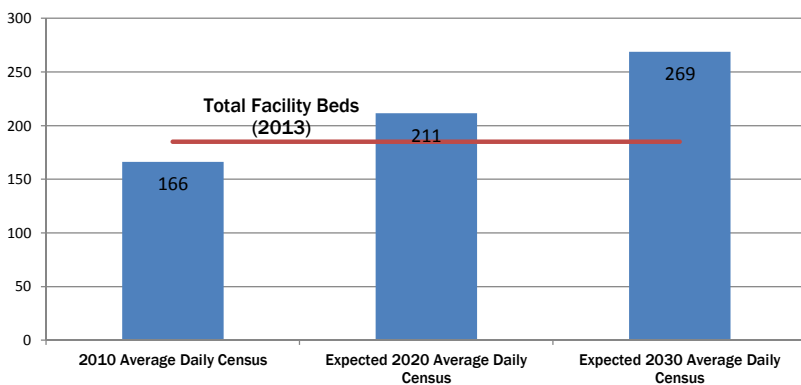
- New Jersey nursing homes are subject to a quarterly assessment of \$11.92 per non-Medicare day. Annually, this tax totals \$538,772 for Green Acres Manor.
- Total Employee Payroll: \$4,352,527
- Estimated State Income Taxes Paid by Employees: \$240,477

Statistical Profile

■ Medicare Ratings (from 1 to 5 stars)		Avg. Daily Census	Medicare 18.1	Medicaid 90.2	All Other 33.6	Total 141.9
Medicare Overall Rating	★★★★★	Avg. Length of Stay	40.0	1,496.7	50.5	120.5
Medicare Quality Measure Rating	★★	Occupancy Rate	9.8%	48.8%	18.2%	76.7%
% Medicare Days in Ultra/Very High RUGs	75.9%	Payer Mix				
Routine Cost per Day	\$214.75					
Total Beds	185					

- More than half of New Jersey's nursing home residents receive financial assistance from Medicaid, the health care program for low-income individuals that is funded by the federal and state governments. Medicaid pays nursing homes significantly lower than the cost of care. An American Health Care Association study indicates New Jersey Medicaid pays nursing homes 18 percent less than cost, resulting in an estimated \$500 million shortfall statewide between the Medicaid rate and the actual cost of care in 2013.

Community Need



New Jersey is striving to reduce institutional long term care use under Medicaid. However, the demographic trend for New Jersey indicates that nursing home bed capacity must remain stable to accommodate the need for advanced care among the oldest and frailest.

National data indicates that on average, 35 percent of people aged 65+ will enter a nursing home for varying lengths of stay. In addition, New Jersey's elderly population is projected to increase by 27.2 percent between 2010 and 2020, and by an additional 27.1 percent between 2020 and 2030, yielding approximately 1.9 million elderly residents by 2030.

The need for Green Acres Manor's services will continue to increase as the Baby-Boom generation ages.



Note: Figures may not add due to rounding.

GREEN HILL

Ownership: Nonprofit

BPCI Model Participation: None

Annual Contributions to Local and State Economy

Total Expenditures: \$16,033,800

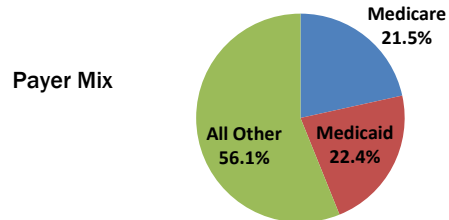
- 168 full-time equivalent jobs (salaried and contract), including key areas such as

Therapists	0	Dietary & Housekeeping	43
Nurses: 43 total, including		Contract Labor: 6 total, including	
■ Registered Nurses (RNs)	5	■ Nursing	0
■ Licensed Practical Nurses (LPNs)	10	■ Therapists	6
■ Certified Nursing Assistants (CNAs)	28	■ Other	0
Administrative	12	Plant Operations and Maintenance	7

- New Jersey nursing homes are subject to a quarterly assessment of \$11.92 per non-Medicare day. Annually, this tax totals \$209,637 for Green Hill.
- Total Employee Payroll: \$6,385,842
- Estimated State Income Taxes Paid by Employees: \$352,818

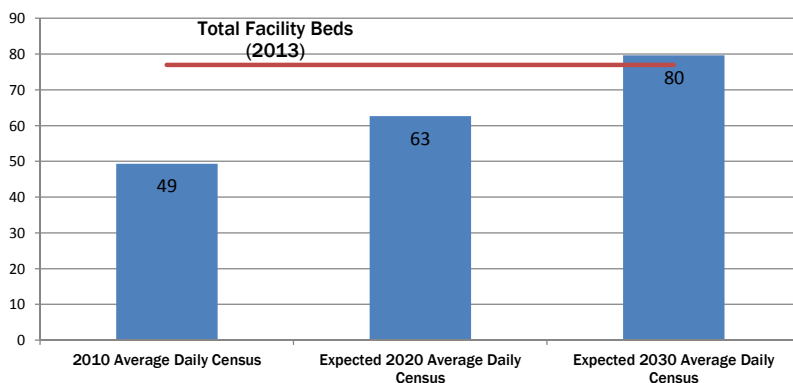
Statistical Profile

■ Medicare Ratings (from 1 to 5 stars)		Avg. Daily Census	Medicare 13.2	Medicaid 13.7	All Other 34.4	Total 61.4
Medicare Overall Rating	★★★★	Avg. Length of Stay	38.0	455.7	163.3	104.3
Medicare Quality Measure Rating	★★★★★	Occupancy Rate	17.2%	17.8%	44.7%	79.8%
% Medicare Days in Ultra/Very High RUGs	91.8%					
Routine Cost per Day	\$333.45					
Total Beds	77					



- More than half of New Jersey's nursing home residents receive financial assistance from Medicaid, the health care program for low-income individuals that is funded by the federal and state governments. Medicaid pays nursing homes significantly lower than the cost of care. An American Health Care Association study indicates New Jersey Medicaid pays nursing homes 18 percent less than cost, resulting in an estimated \$500 million shortfall statewide between the Medicaid rate and the actual cost of care in 2013.

Community Need



New Jersey is striving to reduce institutional long term care use under Medicaid. However, the demographic trend for New Jersey indicates that nursing home bed capacity must remain stable to accommodate the need for advanced care among the oldest and frailest.

National data indicates that on average, 35 percent of people aged 65+ will enter a nursing home for varying lengths of stay. In addition, New Jersey's elderly population is projected to increase by 27.2 percent between 2010 and 2020, and by an additional 27.1 percent between 2020 and 2030, yielding approximately 1.9 million elderly residents by 2030.

The need for Green Hill's services will continue to increase as the Baby-Boom generation ages.



Note: Figures may not add due to rounding.

GREEN KNOLL CENTER

Ownership: For-profit

BPCI Model Participation: None

Annual Contributions to Local and State Economy

Total Expenditures: \$12,738,600

- 128 full-time equivalent jobs (salaried and contract), including key areas such as

Therapists	0	Dietary & Housekeeping	15
Nurses: 87 total, including		Contract Labor: 7 total, including	
■ Registered Nurses (RNs)	18	■ Nursing	0
■ Licensed Practical Nurses (LPNs)	21	■ Therapists	6
■ Certified Nursing Assistants (CNAs)	48	■ Other	0
Administrative	6	Plant Operations and Maintenance	3

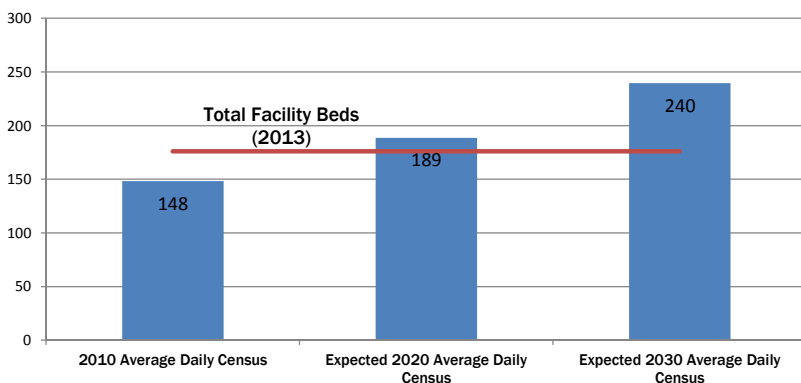
- New Jersey nursing homes are subject to a quarterly assessment of \$11.92 per non-Medicare day. Annually, this tax totals \$506,505 for Green Knoll Center.
- Total Employee Payroll: \$5,583,235
- Estimated State Income Taxes Paid by Employees: \$308,474

Statistical Profile

■ Medicare Ratings (from 1 to 5 stars)		Avg. Daily Census	Medicare 12.0	Medicaid 90.6	All Other 25.8	Total 128.4
Medicare Overall Rating	★★★★	Avg. Length of Stay	44.1	590.7	117.7	199.4
Medicare Quality Measure Rating	★★★★★	Occupancy Rate	6.8%	51.5%	14.7%	72.9%
% Medicare Days in Ultra/Very High RUGs	73.4%					
Routine Cost per Day	\$221.98					
Total Beds	176					

- More than half of New Jersey's nursing home residents receive financial assistance from Medicaid, the health care program for low-income individuals that is funded by the federal and state governments. Medicaid pays nursing homes significantly lower than the cost of care. An American Health Care Association study indicates New Jersey Medicaid pays nursing homes 18 percent less than cost, resulting in an estimated \$500 million shortfall statewide between the Medicaid rate and the actual cost of care in 2013.

Community Need



New Jersey is striving to reduce institutional long term care use under Medicaid. However, the demographic trend for New Jersey indicates that nursing home bed capacity must remain stable to accommodate the need for advanced care among the oldest and frailest.

National data indicates that on average, 35 percent of people aged 65+ will enter a nursing home for varying lengths of stay. In addition, New Jersey's elderly population is projected to increase by 27.2 percent between 2010 and 2020, and by an additional 27.1 percent between 2020 and 2030, yielding approximately 1.9 million elderly residents by 2030.

The need for Green Knoll Center's services will continue to increase as the Baby-Boom generation ages.



Note: Figures may not add due to rounding.

GREENWOOD HOUSE HOME FOR THE JEWISH AGED

Ownership: Nonprofit

BPCI Model Participation: None

Annual Contributions to Local and State Economy

Total Expenditures: \$15,578,800

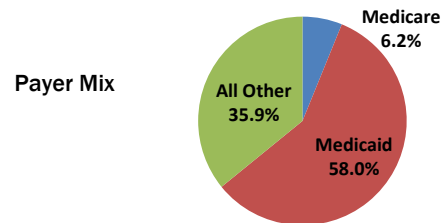
- 199 full-time equivalent jobs (salaried and contract), including key areas such as

Therapists	3	Dietary & Housekeeping	37
Nurses: 104 total, including		Contract Labor: 0 total, including	
■ Registered Nurses (RNs)	21	■ Nursing	0
■ Licensed Practical Nurses (LPNs)	29	■ Therapists	0
■ Certified Nursing Assistants (CNAs)	54	■ Other	0
Administrative	11	Plant Operations and Maintenance	5

- New Jersey nursing homes are subject to a quarterly assessment of \$11.92 per non-Medicare day. Annually, this tax totals \$538,057 for Greenwood House Home for the Jewish Aged.
- Total Employee Payroll: \$9,071,838
- Estimated State Income Taxes Paid by Employees: \$501,219

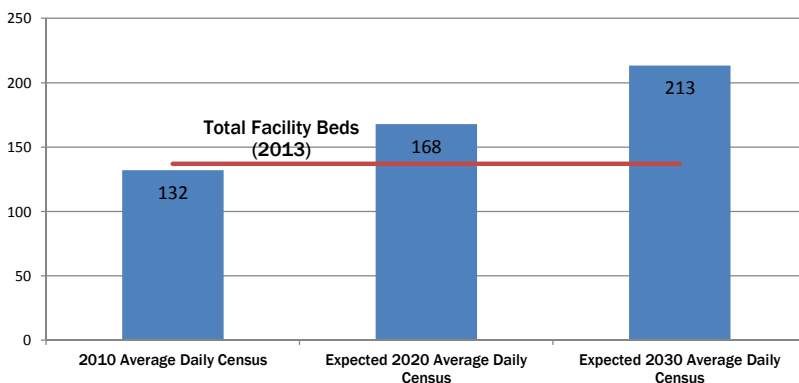
Statistical Profile

■ Medicare Ratings (from 1 to 5 stars)		Avg. Daily Census	Medicare 8.1	Medicaid 76.4	All Other 47.3	Total 131.8
Medicare Overall Rating	★★★★	Avg. Length of Stay	20.2	606.3	136.9	150.8
Medicare Quality Measure Rating	★★★★	Occupancy Rate	5.9%	55.8%	34.5%	96.2%
% Medicare Days in Ultra/Very High RUGs	51.9%					
Routine Cost per Day	\$269.45					
Total Beds	137					



- More than half of New Jersey's nursing home residents receive financial assistance from Medicaid, the health care program for low-income individuals that is funded by the federal and state governments. Medicaid pays nursing homes significantly lower than the cost of care. An American Health Care Association study indicates New Jersey Medicaid pays nursing homes 18 percent less than cost, resulting in an estimated \$500 million shortfall statewide between the Medicaid rate and the actual cost of care in 2013.

Community Need



New Jersey is striving to reduce institutional long term care use under Medicaid. However, the demographic trend for New Jersey indicates that nursing home bed capacity must remain stable to accommodate the need for advanced care among the oldest and frailest.

National data indicates that on average, 35 percent of people aged 65+ will enter a nursing home for varying lengths of stay. In addition, New Jersey's elderly population is projected to increase by 27.2 percent between 2010 and 2020, and by an additional 27.1 percent between 2020 and 2030, yielding approximately 1.9 million elderly residents by 2030.

The need for Greenwood House Home for the Jewish Aged's services will continue to increase as the Baby-Boom generation ages.



Note: Figures may not add due to rounding.

HACKENSACKUMC MOUNTAINSIDE TCU

Ownership: For-profit

BPCI Model Participation: None

Annual Contributions to Local and State Economy

Total Expenditures: \$1,641,100

- 23 full-time equivalent jobs (salaried and contract), including therapists, nurses, dietary and housekeeping, plant operations and maintenance, administrative and contract labor.

¹ This provider reports its data as a subprovider on another facility's Medicare Cost Report. Subproviders are required to submit a more limited set of data to Medicare on their annual cost reports.

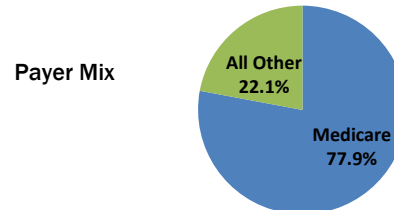
As a result, certain sections of this report cannot be presented for nursing homes reporting as subproviders, as CMS does not collect the necessary data.

Information affected by this data reporting structure include the detailed breakout of FTE jobs by position and the calculation of average length of stay.

- New Jersey nursing homes are subject to a quarterly assessment of \$11.92 per non-Medicare day. Annually, this tax totals \$15,234 for HackensackUMC Mountainside TCU .
- Total Employee Payroll: \$1,537,132
- Estimated State Income Taxes Paid by Employees: \$84,927

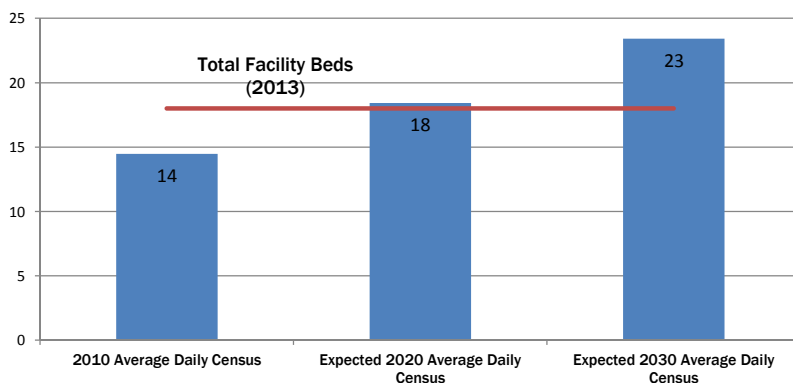
Statistical Profile

		Medicare	Medicaid	All Other	Total
■ Medicare Ratings (from 1 to 5 stars)		12.4	0.0	3.5	15.9
	Avg. Daily Census	12.4	0.0	3.5	15.9
	Avg. Length of Stay	N/A ¹	N/A ¹	N/A ¹	N/A ¹
	Occupancy Rate	68.7%	0.0%	19.5%	88.1%
Medicare Overall Rating	★★★★★				
Medicare Quality Measure Rating	★★★★★				
% Medicare Days in Ultra/Very High RUGs	94.6%				
Routine Cost per Day	\$763.10				
Total Beds	18				



- More than half of New Jersey's nursing home residents receive financial assistance from Medicaid, the health care program for low-income individuals that is funded by the federal and state governments. Medicaid pays nursing homes significantly lower than the cost of care. An American Health Care Association study indicates New Jersey Medicaid pays nursing homes 18 percent less than cost, resulting in an estimated \$500 million shortfall statewide between the Medicaid rate and the actual cost of care in 2013.

Community Need



New Jersey is striving to reduce institutional long term care use under Medicaid. However, the demographic trend for New Jersey indicates that nursing home bed capacity must remain stable to accommodate the need for advanced care among the oldest and frailest.

National data indicates that on average, 35 percent of people aged 65+ will enter a nursing home for varying lengths of stay. In addition, New Jersey's elderly population is projected to increase by 27.2 percent between 2010 and 2020, and by an additional 27.1 percent between 2020 and 2030, yielding approximately 1.9 million elderly residents by 2030.

The need for HackensackUMC Mountainside TCU 's services will continue to increase as the Baby-Boom generation ages.



Note: Figures may not add due to rounding.

HAMILTON CONTINUING CARE

Ownership: Nonprofit

BPCI Model Participation: None

Annual Contributions to Local and State Economy

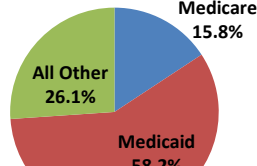
Total Expenditures: \$17,532,300

- 157 full-time equivalent jobs (salaried and contract), including key areas such as

Therapists	0	Dietary & Housekeeping	0
Nurses: 116 total, including		Contract Labor: 14 total, including	
■ Registered Nurses (RNs)	18	■ Nursing	0
■ Licensed Practical Nurses (LPNs)	31	■ Therapists	14
■ Certified Nursing Assistants (CNAs)	68	■ Other	0
Administrative	11	Plant Operations and Maintenance	3

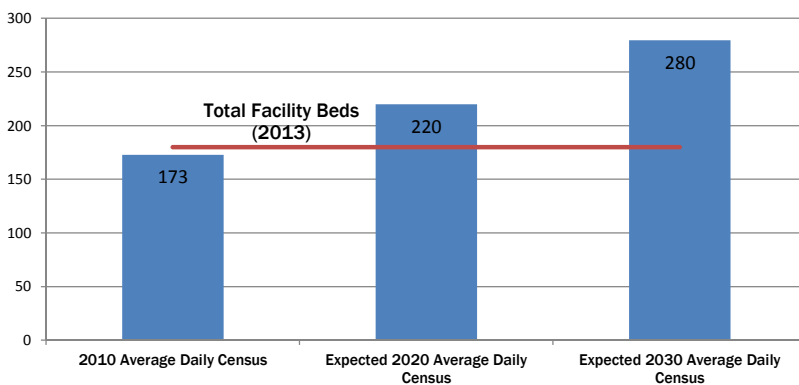
- New Jersey nursing homes are subject to a quarterly assessment of \$11.92 per non-Medicare day. Annually, this tax totals \$604,749 for Hamilton Continuing Care.
- Total Employee Payroll: \$6,652,987
- Estimated State Income Taxes Paid by Employees: \$367,578

Statistical Profile

■ Medicare Ratings (from 1 to 5 stars)		Avg. Daily Census	Medicare 26.0	Medicaid 96.0	All Other 43.0	Total 165.0
Medicare Overall Rating	★★★★★	Avg. Length of Stay	46.1	761.6	63.8	120.9
Medicare Quality Measure Rating	★★★	Occupancy Rate	14.4%	53.3%	23.9%	91.7%
% Medicare Days in Ultra/Very High RUGs	93.1%	Payer Mix 				
Routine Cost per Day	\$243.28					
Total Beds	180					

- More than half of New Jersey's nursing home residents receive financial assistance from Medicaid, the health care program for low-income individuals that is funded by the federal and state governments. Medicaid pays nursing homes significantly lower than the cost of care. An American Health Care Association study indicates New Jersey Medicaid pays nursing homes 18 percent less than cost, resulting in an estimated \$500 million shortfall statewide between the Medicaid rate and the actual cost of care in 2013.

Community Need



New Jersey is striving to reduce institutional long term care use under Medicaid. However, the demographic trend for New Jersey indicates that nursing home bed capacity must remain stable to accommodate the need for advanced care among the oldest and frailest.

National data indicates that on average, 35 percent of people aged 65+ will enter a nursing home for varying lengths of stay. In addition, New Jersey's elderly population is projected to increase by 27.2 percent between 2010 and 2020, and by an additional 27.1 percent between 2020 and 2030, yielding approximately 1.9 million elderly residents by 2030.

The need for Hamilton Continuing Care's services will continue to increase as the Baby-Boom generation ages.



Note: Figures may not add due to rounding.

HAMILTON GROVE HEALTHCARE AND REHABILITATION, LLC

Ownership: For-profit

BPCI Model Participation: None

Annual Contributions to Local and State Economy

Total Expenditures: \$16,097,100

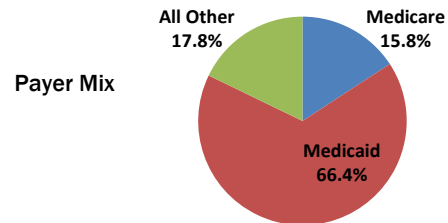
- 177 full-time equivalent jobs (salaried and contract), including key areas such as

Therapists	0	Dietary & Housekeeping	21
Nurses: 116 total, including		Contract Labor: 14 total, including	
■ Registered Nurses (RNs)	20	■ Nursing	2
■ Licensed Practical Nurses (LPNs)	23	■ Therapists	12
■ Certified Nursing Assistants (CNAs)	73	■ Other	0
Administrative	10	Plant Operations and Maintenance	3

- New Jersey nursing homes are subject to a quarterly assessment of \$11.92 per non-Medicare day. Annually, this tax totals \$664,254 for Hamilton Grove Healthcare and Rehabilitation, LLC.
- Total Employee Payroll: \$6,490,642
- Estimated State Income Taxes Paid by Employees: \$358,608

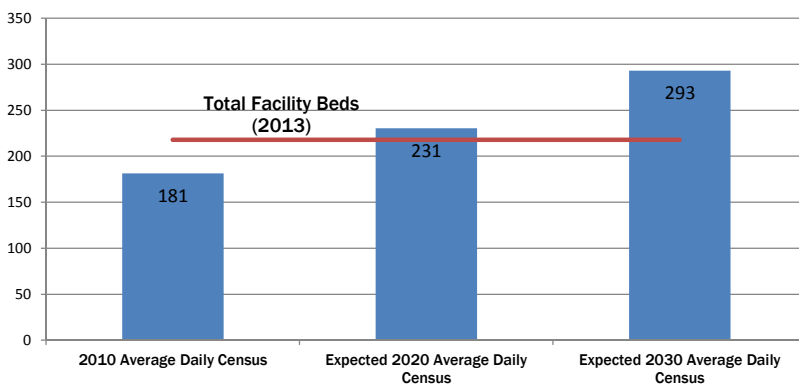
Statistical Profile

■ Medicare Ratings (from 1 to 5 stars)		Avg. Daily Census	Medicare 28.6	Medicaid 120.4	All Other 32.3	Total 181.3
Medicare Overall Rating	★★	Avg. Length of Stay	50.4	467.5	56.1	129.5
Medicare Quality Measure Rating	★★★★★	Occupancy Rate	13.1%	55.2%	14.8%	83.2%
% Medicare Days in Ultra/Very High RUGs	83.7%					
Routine Cost per Day	\$200.35					
Total Beds	218					



- More than half of New Jersey's nursing home residents receive financial assistance from Medicaid, the health care program for low-income individuals that is funded by the federal and state governments. Medicaid pays nursing homes significantly lower than the cost of care. An American Health Care Association study indicates New Jersey Medicaid pays nursing homes 18 percent less than cost, resulting in an estimated \$500 million shortfall statewide between the Medicaid rate and the actual cost of care in 2013.

Community Need



New Jersey is striving to reduce institutional long term care use under Medicaid. However, the demographic trend for New Jersey indicates that nursing home bed capacity must remain stable to accommodate the need for advanced care among the oldest and frailest.

National data indicates that on average, 35 percent of people aged 65+ will enter a nursing home for varying lengths of stay. In addition, New Jersey's elderly population is projected to increase by 27.2 percent between 2010 and 2020, and by an additional 27.1 percent between 2020 and 2030, yielding approximately 1.9 million elderly residents by 2030.

The need for Hamilton Grove Healthcare and Rehabilitation, LLC's services will continue to increase as the Baby-Boom generation ages.



Note: Figures may not add due to rounding.

HAMILTON PLACE AT THE PINES AT WHITING

Ownership: Nonprofit

BPCI Model Participation: None

Annual Contributions to Local and State Economy

Total Expenditures: \$16,332,800

- 165 full-time equivalent jobs (salaried and contract), including key areas such as

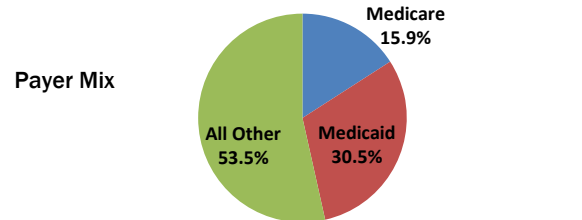
Therapists	2	Dietary & Housekeeping	56
Nurses: 33 total, including		Contract Labor: 3 total, including	
■ Registered Nurses (RNs)	3	■ Nursing	3
■ Licensed Practical Nurses (LPNs)	9	■ Therapists	0
■ Certified Nursing Assistants (CNAs)	21	■ Other	0
Administrative	13	Plant Operations and Maintenance	6

- New Jersey nursing homes are subject to a quarterly assessment of \$11.92 per non-Medicare day. Annually, this tax totals \$207,396 for Hamilton Place at the Pines at Whiting.
- Total Employee Payroll: \$6,369,849
- Estimated State Income Taxes Paid by Employees: \$351,934

Statistical Profile

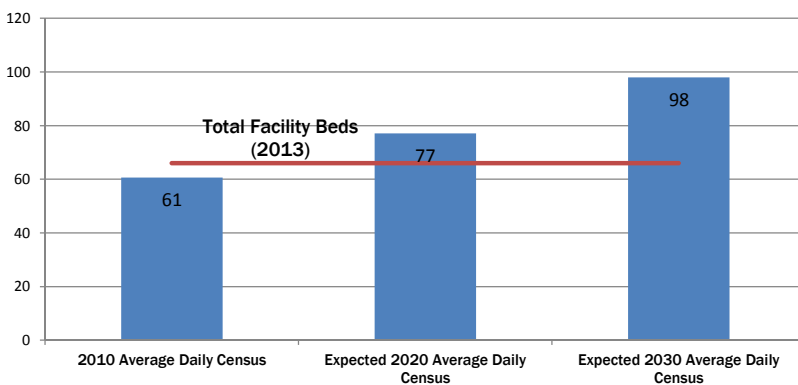
■ Medicare Ratings (from 1 to 5 stars)		Avg. Daily Census	Medicare 9.0	Medicaid 17.3	All Other 30.4	Total 56.7
Medicare Overall Rating	★★★★★	Avg. Length of Stay	19.1	287.3	170.4	79.6
Medicare Quality Measure Rating	★★★★★	Occupancy Rate	13.7%	26.2%	46.0%	85.9%

% Medicare Days in Ultra/Very High RUGs	76.8%
Routine Cost per Day	\$211.80
Total Beds	66



- More than half of New Jersey's nursing home residents receive financial assistance from Medicaid, the health care program for low-income individuals that is funded by the federal and state governments. Medicaid pays nursing homes significantly lower than the cost of care. An American Health Care Association study indicates New Jersey Medicaid pays nursing homes 18 percent less than cost, resulting in an estimated \$500 million shortfall statewide between the Medicaid rate and the actual cost of care in 2013.

Community Need



New Jersey is striving to reduce institutional long term care use under Medicaid. However, the demographic trend for New Jersey indicates that nursing home bed capacity must remain stable to accommodate the need for advanced care among the oldest and frailest.

National data indicates that on average, 35 percent of people aged 65+ will enter a nursing home for varying lengths of stay. In addition, New Jersey's elderly population is projected to increase by 27.2 percent between 2010 and 2020, and by an additional 27.1 percent between 2020 and 2030, yielding approximately 1.9 million elderly residents by 2030.

The need for Hamilton Place at the Pines at Whiting's services will continue to increase as the Baby-Boom generation ages.



Note: Figures may not add due to rounding.

HAMILTON PLAZA NURSING & REHABILITATION CENTER

Ownership: For-profit

BPCI Model Participation: None

Annual Contributions to Local and State Economy

Total Expenditures: \$11,725,000

- 96 full-time equivalent jobs (salaried and contract), including key areas such as

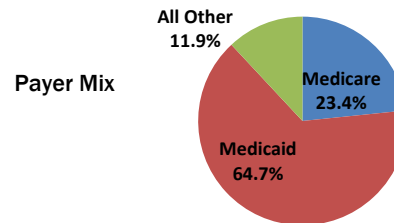
Therapists	0	Dietary & Housekeeping	0
Nurses: 66 total, including		Contract Labor: 9 total, including	
■ Registered Nurses (RNs)	16	■ Nursing	0
■ Licensed Practical Nurses (LPNs)	10	■ Therapists	9
■ Certified Nursing Assistants (CNAs)	40	■ Other	0
Administrative	8	Plant Operations and Maintenance	1

- New Jersey nursing homes are subject to a quarterly assessment of \$11.92 per non-Medicare day. Annually, this tax totals \$328,146 for Hamilton Plaza Nursing & Rehabilitation Center.
- Total Employee Payroll: \$3,942,170
- Estimated State Income Taxes Paid by Employees: \$217,805

Statistical Profile

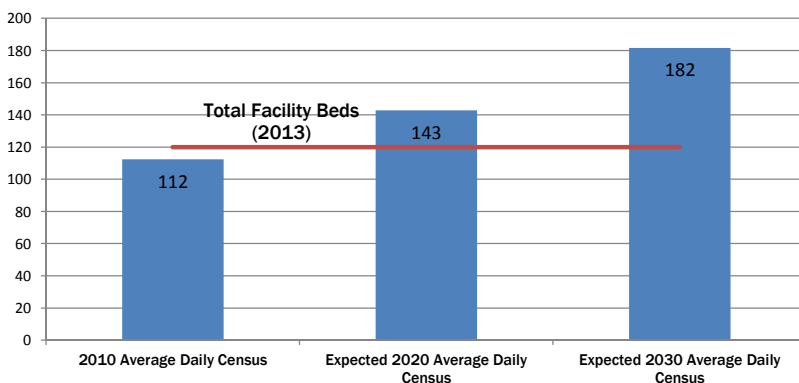
■ Medicare Ratings (from 1 to 5 stars)		Avg. Daily Census	Medicare 23.0	Medicaid 63.7	All Other 11.7	Total 98.4
Medicare Overall Rating	★★★	Avg. Length of Stay	32.6	415.0	122.5	103.0
Medicare Quality Measure Rating	★★★	Occupancy Rate	19.2%	53.1%	9.8%	82.0%

% Medicare Days in Ultra/Very High RUGs	79.0%
Routine Cost per Day	\$229.88
Total Beds	120



- More than half of New Jersey's nursing home residents receive financial assistance from Medicaid, the health care program for low-income individuals that is funded by the federal and state governments. Medicaid pays nursing homes significantly less than the cost of care. An American Health Care Association study indicates New Jersey Medicaid pays nursing homes 18 percent less than cost, resulting in an estimated \$500 million shortfall statewide between the Medicaid rate and the actual cost of care in 2013.

Community Need



New Jersey is striving to reduce institutional long term care use under Medicaid. However, the demographic trend for New Jersey indicates that nursing home bed capacity must remain stable to accommodate the need for advanced care among the oldest and frailest.

National data indicates that on average, 35 percent of people aged 65+ will enter a nursing home for varying lengths of stay. In addition, New Jersey's elderly population is projected to increase by 27.2 percent between 2010 and 2020, and by an additional 27.1 percent between 2020 and 2030, yielding approximately 1.9 million elderly residents by 2030.

The need for Hamilton Plaza Nursing & Rehabilitation Center's services will continue to increase as the Baby-Boom generation ages.



Note: Figures may not add due to rounding.

HAMMONTON CENTER FOR REHABILITATION AND HEALTHCARE

Ownership: For-profit

BPCI Model Participation: Model 3

Annual Contributions to Local and State Economy

Total Expenditures: \$15,324,600

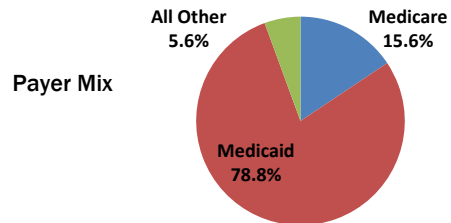
- 139 full-time equivalent jobs (salaried and contract), including key areas such as

Therapists	3	Dietary & Housekeeping	31
Nurses: 90 total, including		Contract Labor: 12 total, including	
■ Registered Nurses (RNs)	9	■ Nursing	6
■ Licensed Practical Nurses (LPNs)	24	■ Therapists	6
■ Certified Nursing Assistants (CNAs)	57	■ Other	0
Administrative	3	Plant Operations and Maintenance	2

- New Jersey nursing homes are subject to a quarterly assessment of \$11.92 per non-Medicare day. Annually, this tax totals \$588,002 for Hammonton Center for Rehabilitation and Healthcare.
- Total Employee Payroll: \$4,995,135
- Estimated State Income Taxes Paid by Employees: \$275,981

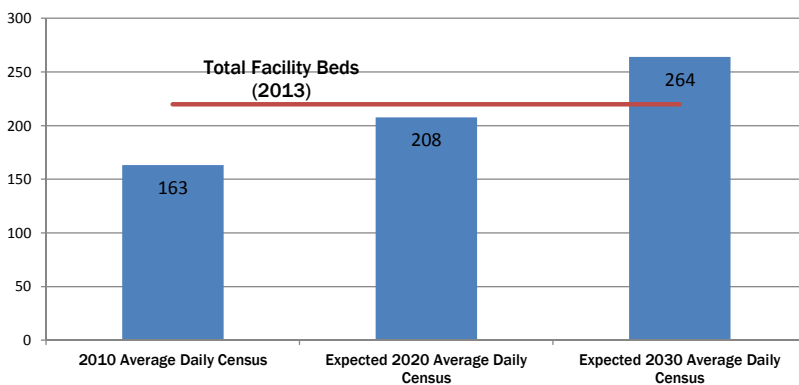
Statistical Profile

■ Medicare Ratings (from 1 to 5 stars)		Avg. Daily Census	Medicare 25.0	Medicaid 126.2	All Other 9.0	Total 160.2
Medicare Overall Rating	★★★★	Avg. Length of Stay	37.9	245.0	40.9	114.9
Medicare Quality Measure Rating	★★★★★	Occupancy Rate	11.4%	57.4%	4.1%	72.8%
% Medicare Days in Ultra/Very High RUGs	89.3%					
Routine Cost per Day	\$207.50					
Total Beds	220					



- More than half of New Jersey's nursing home residents receive financial assistance from Medicaid, the health care program for low-income individuals that is funded by the federal and state governments. Medicaid pays nursing homes significantly lower than the cost of care. An American Health Care Association study indicates New Jersey Medicaid pays nursing homes 18 percent less than cost, resulting in an estimated \$500 million shortfall statewide between the Medicaid rate and the actual cost of care in 2013.

Community Need



New Jersey is striving to reduce institutional long term care use under Medicaid. However, the demographic trend for New Jersey indicates that nursing home bed capacity must remain stable to accommodate the need for advanced care among the oldest and frailest.

National data indicates that on average, 35 percent of people aged 65+ will enter a nursing home for varying lengths of stay. In addition, New Jersey's elderly population is projected to increase by 27.2 percent between 2010 and 2020, and by an additional 27.1 percent between 2020 and 2030, yielding approximately 1.9 million elderly residents by 2030.

The need for Hammonton Center for Rehabilitation and Healthcare's services will continue to increase as the Baby-Boom generation ages.



Note: Figures may not add due to rounding.

HAMPTON RIDGE HEALTHCARE AND REHABILITATION

Ownership: For-profit

BPCI Model Participation: None

Annual Contributions to Local and State Economy

Total Expenditures: \$18,167,200

- 180 full-time equivalent jobs (salaried and contract), including key areas such as

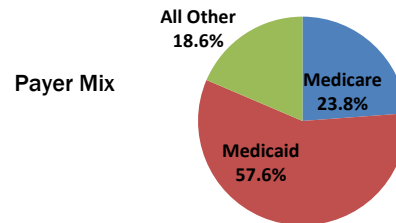
Therapists	0	Dietary & Housekeeping	22
Nurses: 118 total, including		Contract Labor: 17 total, including	
■ Registered Nurses (RNs)	17	■ Nursing	0
■ Licensed Practical Nurses (LPNs)	31	■ Therapists	17
■ Certified Nursing Assistants (CNAs)	69	■ Other	0
Administrative	9	Plant Operations and Maintenance	3

- New Jersey nursing homes are subject to a quarterly assessment of \$11.92 per non-Medicare day. Annually, this tax totals \$541,549 for Hampton Ridge Healthcare and Rehabilitation.
- Total Employee Payroll: \$6,971,250
- Estimated State Income Taxes Paid by Employees: \$385,162

Statistical Profile

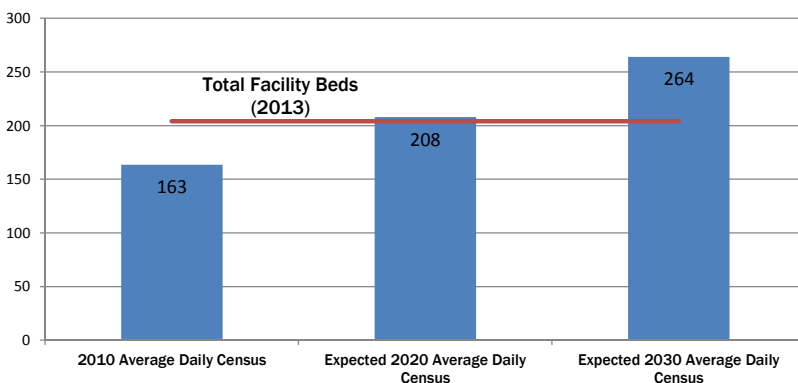
■ Medicare Ratings (from 1 to 5 stars)		Avg. Daily Census	Medicare 38.9	Medicaid 94.1	All Other 30.3	Total 163.4
Medicare Overall Rating	★★★★★	Avg. Length of Stay	32.3	399.5	67.1	86.3
Medicare Quality Measure Rating	★★★★★	Occupancy Rate	19.1%	46.1%	14.9%	80.1%

% Medicare Days in Ultra/Very High RUGs	87.5%
Routine Cost per Day	\$239.05
Total Beds	204



- More than half of New Jersey's nursing home residents receive financial assistance from Medicaid, the health care program for low-income individuals that is funded by the federal and state governments. Medicaid pays nursing homes significantly lower than the cost of care. An American Health Care Association study indicates New Jersey Medicaid pays nursing homes 18 percent less than cost, resulting in an estimated \$500 million shortfall statewide between the Medicaid rate and the actual cost of care in 2013.

Community Need



New Jersey is striving to reduce institutional long term care use under Medicaid. However, the demographic trend for New Jersey indicates that nursing home bed capacity must remain stable to accommodate the need for advanced care among the oldest and frailest.

National data indicates that on average, 35 percent of people aged 65+ will enter a nursing home for varying lengths of stay. In addition, New Jersey's elderly population is projected to increase by 27.2 percent between 2010 and 2020, and by an additional 27.1 percent between 2020 and 2030, yielding approximately 1.9 million elderly residents by 2030.

The need for Hampton Ridge Healthcare and Rehabilitation's services will continue to increase as the Baby-Boom generation ages.



Note: Figures may not add due to rounding.

HARBORAGE

Ownership: Nonprofit

BPCI Model Participation: None

Annual Contributions to Local and State Economy

Total Expenditures: \$24,514,700

- 252 full-time equivalent jobs (salaried and contract), including key areas such as

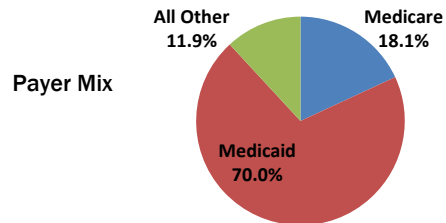
Therapists	0	Dietary & Housekeeping	19
Nurses: 181 total, including		Contract Labor: 20 total, including	
■ Registered Nurses (RNs)	37	■ Nursing	0
■ Licensed Practical Nurses (LPNs)	45	■ Therapists	20
■ Certified Nursing Assistants (CNAs)	99	■ Other	0
Administrative	11	Plant Operations and Maintenance	3

- New Jersey nursing homes are subject to a quarterly assessment of \$11.92 per non-Medicare day. Annually, this tax totals \$837,833 for Harborage.
- Total Employee Payroll: \$11,144,030
- Estimated State Income Taxes Paid by Employees: \$615,708

Statistical Profile

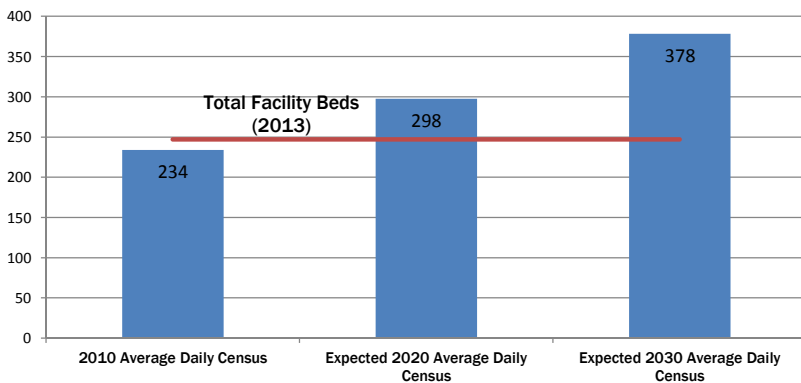
■ Medicare Ratings (from 1 to 5 stars)		Avg. Daily Census	Medicare 42.5	Medicaid 164.7	All Other 27.9	Total 235.1
Medicare Overall Rating	★★★★★	Avg. Length of Stay	30.0	1,134.0	139.5	133.3
Medicare Quality Measure Rating	★★★★★	Occupancy Rate	17.2%	66.7%	11.3%	95.2%

% Medicare Days in Ultra/Very High RUGs	74.8%
Routine Cost per Day	\$236.42
Total Beds	247
<i>Inclusive of 13 Ventilator SCNF beds</i>	



- More than half of New Jersey's nursing home residents receive financial assistance from Medicaid, the health care program for low-income individuals that is funded by the federal and state governments. Medicaid pays nursing homes significantly lower than the cost of care. An American Health Care Association study indicates New Jersey Medicaid pays nursing homes 18 percent less than cost, resulting in an estimated \$500 million shortfall statewide between the Medicaid rate and the actual cost of care in 2013.

Community Need



New Jersey is striving to reduce institutional long term care use under Medicaid. However, the demographic trend for New Jersey indicates that nursing home bed capacity must remain stable to accommodate the need for advanced care among the oldest and frailest.

National data indicates that on average, 35 percent of people aged 65+ will enter a nursing home for varying lengths of stay. In addition, New Jersey's elderly population is projected to increase by 27.2 percent between 2010 and 2020, and by an additional 27.1 percent between 2020 and 2030, yielding approximately 1.9 million elderly residents by 2030.

The need for Harborage's services will continue to increase as the Baby-Boom generation ages.



Note: Figures may not add due to rounding.

HARROGATE

Ownership: Nonprofit

BPCI Model Participation: None

Annual Contributions to Local and State Economy

Total Expenditures: \$18,292,600

- 202 full-time equivalent jobs (salaried and contract), including key areas such as

Therapists	0	Dietary & Housekeeping	70
Nurses: 46 total, including		Contract Labor: 2 total, including	
■ Registered Nurses (RNs)	9	■ Nursing	0
■ Licensed Practical Nurses (LPNs)	4	■ Therapists	2
■ Certified Nursing Assistants (CNAs)	33	■ Other	0
Administrative	15	Plant Operations and Maintenance	13

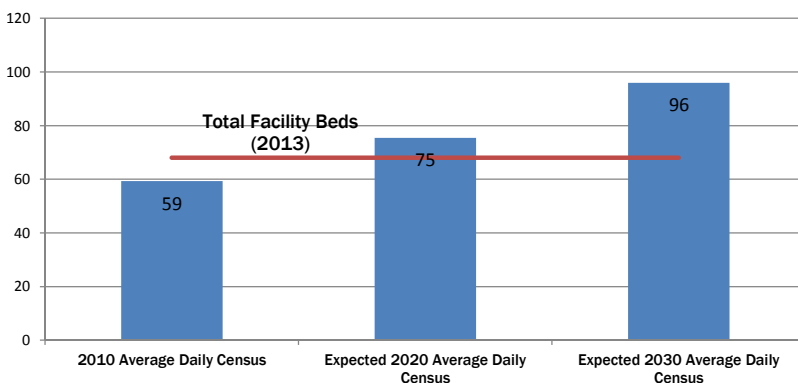
- New Jersey nursing homes are subject to a quarterly assessment of \$11.92 per non-Medicare day. Annually, this tax totals \$266,829 for Harrogate.
- Total Employee Payroll: \$7,685,374
- Estimated State Income Taxes Paid by Employees: \$424,617

Statistical Profile

■ Medicare Ratings (from 1 to 5 stars)		Avg. Daily Census	Medicare 3.6	Medicaid 0.0	All Other 61.3	Total 64.9
Medicare Overall Rating	★★★★	Avg. Length of Stay	24.4	0.0	344.4	199.2
Medicare Quality Measure Rating	★★★★★	Occupancy Rate	5.3%	0.0%	90.2%	95.5%
% Medicare Days in Ultra/Very High RUGs	71.8%					
Routine Cost per Day	\$290.42					
Total Beds	68					

- More than half of New Jersey's nursing home residents receive financial assistance from Medicaid, the health care program for low-income individuals that is funded by the federal and state governments. Medicaid pays nursing homes significantly lower than the cost of care. An American Health Care Association study indicates New Jersey Medicaid pays nursing homes 18 percent less than cost, resulting in an estimated \$500 million shortfall statewide between the Medicaid rate and the actual cost of care in 2013.

Community Need



New Jersey is striving to reduce institutional long term care use under Medicaid. However, the demographic trend for New Jersey indicates that nursing home bed capacity must remain stable to accommodate the need for advanced care among the oldest and frailest.

National data indicates that on average, 35 percent of people aged 65+ will enter a nursing home for varying lengths of stay. In addition, New Jersey's elderly population is projected to increase by 27.2 percent between 2010 and 2020, and by an additional 27.1 percent between 2020 and 2030, yielding approximately 1.9 million elderly residents by 2030.

The need for Harrogate's services will continue to increase as the Baby-Boom generation ages.



Note: Figures may not add due to rounding.

HARTWYCK AT OAK TREE

Ownership: Nonprofit

BPCI Model Participation: None

Annual Contributions to Local and State Economy

Total Expenditures: \$17,064,900

- 192 full-time equivalent jobs (salaried and contract), including key areas such as

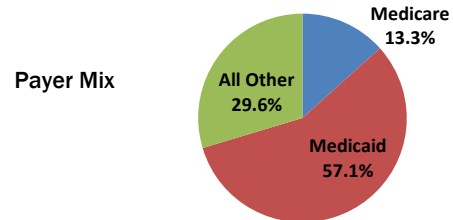
Therapists	18	Dietary & Housekeeping	35
Nurses: 101 total, including		Contract Labor: 0 total, including	
■ Registered Nurses (RNs)	26	■ Nursing	0
■ Licensed Practical Nurses (LPNs)	25	■ Therapists	0
■ Certified Nursing Assistants (CNAs)	50	■ Other	0
Administrative	14	Plant Operations and Maintenance	5

- New Jersey nursing homes are subject to a quarterly assessment of \$11.92 per non-Medicare day. Annually, this tax totals \$406,544 for Hartwyck at Oak Tree.
- Total Employee Payroll: \$9,613,738
- Estimated State Income Taxes Paid by Employees: \$531,159

Statistical Profile

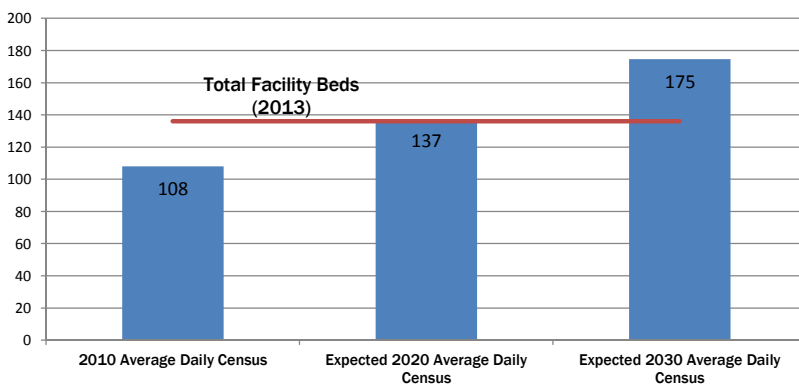
■ Medicare Ratings (from 1 to 5 stars)		Avg. Daily Census	Medicare 14.4	Medicaid 61.5	All Other 31.9	Total 107.8
Medicare Overall Rating	★★★★	Avg. Length of Stay	31.4	287.8	75.2	98.4
Medicare Quality Measure Rating	★★★	Occupancy Rate	10.6%	45.2%	23.5%	79.3%

% Medicare Days in Ultra/Very High RUGs	89.2%
Routine Cost per Day	\$301.14
Total Beds	136
<i>Inclusive of 20 Ventilator & 45 TBI SCNF beds</i>	



- More than half of New Jersey's nursing home residents receive financial assistance from Medicaid, the health care program for low-income individuals that is funded by the federal and state governments. Medicaid pays nursing homes significantly lower than the cost of care. An American Health Care Association study indicates New Jersey Medicaid pays nursing homes 18 percent less than cost, resulting in an estimated \$500 million shortfall statewide between the Medicaid rate and the actual cost of care in 2013.

Community Need



New Jersey is striving to reduce institutional long term care use under Medicaid. However, the demographic trend for New Jersey indicates that nursing home bed capacity must remain stable to accommodate the need for advanced care among the oldest and frailest.

National data indicates that on average, 35 percent of people aged 65+ will enter a nursing home for varying lengths of stay. In addition, New Jersey's elderly population is projected to increase by 27.2 percent between 2010 and 2020, and by an additional 27.1 percent between 2020 and 2030, yielding approximately 1.9 million elderly residents by 2030.

The need for Hartwyck at Oak Tree's services will continue to increase as the Baby-Boom generation ages.



Note: Figures may not add due to rounding.

HEALTH CENTER AT BLOOMINGDALE

Ownership: For-profit

BPCI Model Participation: None

Annual Contributions to Local and State Economy

Total Expenditures: \$11,128,100

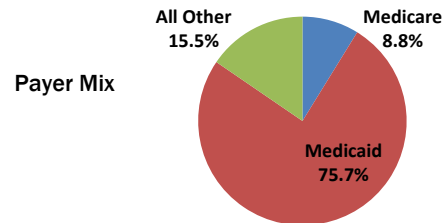
- 101 full-time equivalent jobs (salaried and contract), including key areas such as

Therapists	1	Dietary & Housekeeping	0
Nurses: 71 total, including		Contract Labor: 3 total, including	
■ Registered Nurses (RNs)	13	■ Nursing	0
■ Licensed Practical Nurses (LPNs)	11	■ Therapists	3
■ Certified Nursing Assistants (CNAs)	48	■ Other	0
Administrative	7	Plant Operations and Maintenance	2

- New Jersey nursing homes are subject to a quarterly assessment of \$11.92 per non-Medicare day. Annually, this tax totals \$446,857 for Health Center at Bloomingdale.
- Total Employee Payroll: \$4,317,267
- Estimated State Income Taxes Paid by Employees: \$238,529

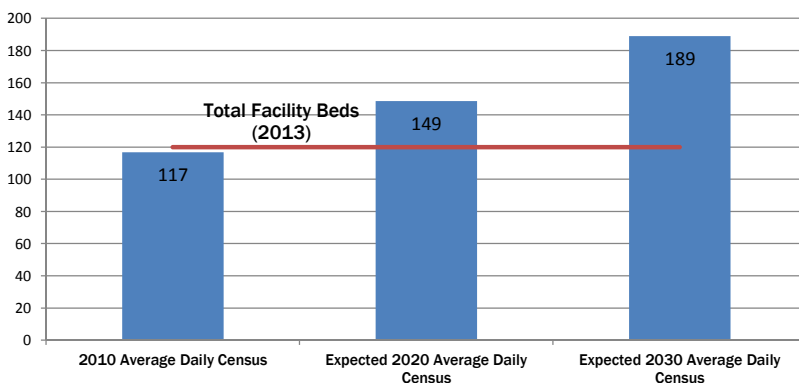
Statistical Profile

■ Medicare Ratings (from 1 to 5 stars)		Avg. Daily Census	Medicare 9.9	Medicaid 85.3	All Other 17.4	Total 112.6
Medicare Overall Rating	★★	Avg. Length of Stay	41.6	741.1	109.7	219.8
Medicare Quality Measure Rating	★★★	Occupancy Rate	8.3%	71.1%	14.5%	93.9%
% Medicare Days in Ultra/Very High RUGs	84.6%					
Routine Cost per Day	\$227.81					
Total Beds	120					



- More than half of New Jersey's nursing home residents receive financial assistance from Medicaid, the health care program for low-income individuals that is funded by the federal and state governments. Medicaid pays nursing homes significantly lower than the cost of care. An American Health Care Association study indicates New Jersey Medicaid pays nursing homes 18 percent less than cost, resulting in an estimated \$500 million shortfall statewide between the Medicaid rate and the actual cost of care in 2013.

Community Need



New Jersey is striving to reduce institutional long term care use under Medicaid. However, the demographic trend for New Jersey indicates that nursing home bed capacity must remain stable to accommodate the need for advanced care among the oldest and frailest.

National data indicates that on average, 35 percent of people aged 65+ will enter a nursing home for varying lengths of stay. In addition, New Jersey's elderly population is projected to increase by 27.2 percent between 2010 and 2020, and by an additional 27.1 percent between 2020 and 2030, yielding approximately 1.9 million elderly residents by 2030.

The need for Health Center at Bloomingdale's services will continue to increase as the Baby-Boom generation ages.



Note: Figures may not add due to rounding.

HEALTH CENTER AT GALLOWAY

Ownership: For-profit

BPCI Model Participation: None

Annual Contributions to Local and State Economy

Total Expenditures: \$11,157,300

- 106 full-time equivalent jobs (salaried and contract), including key areas such as

Therapists	0	Dietary & Housekeeping	0
Nurses: 68 total, including		Contract Labor: 11 total, including	
■ Registered Nurses (RNs)	10	■ Nursing	2
■ Licensed Practical Nurses (LPNs)	14	■ Therapists	9
■ Certified Nursing Assistants (CNAs)	44	■ Other	0
Administrative	8	Plant Operations and Maintenance	2

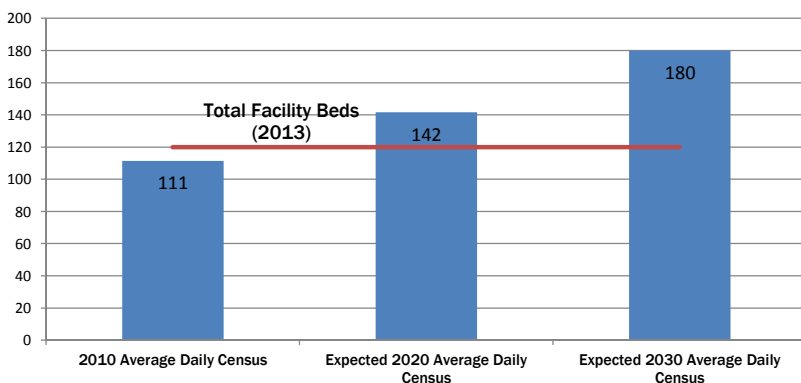
- New Jersey nursing homes are subject to a quarterly assessment of \$11.92 per non-Medicare day. Annually, this tax totals \$382,942 for Health Center at Galloway.
- Total Employee Payroll: \$3,674,976
- Estimated State Income Taxes Paid by Employees: \$203,042

Statistical Profile

■ Medicare Ratings (from 1 to 5 stars)		Avg. Daily Census	Medicare 18.9	Medicaid 75.2	All Other 12.8	Total 106.9
Medicare Overall Rating	★★	Avg. Length of Stay	29.5	223.2	55.0	88.3
Medicare Quality Measure Rating	★★	Occupancy Rate	15.8%	62.7%	10.7%	89.1%
% Medicare Days in Ultra/Very High RUGs	85.3%	Payer Mix				
Routine Cost per Day	\$232.17					
Total Beds	120					

- More than half of New Jersey's nursing home residents receive financial assistance from Medicaid, the health care program for low-income individuals that is funded by the federal and state governments. Medicaid pays nursing homes significantly less than the cost of care. An American Health Care Association study indicates New Jersey Medicaid pays nursing homes 18 percent less than cost, resulting in an estimated \$500 million shortfall statewide between the Medicaid rate and the actual cost of care in 2013.

Community Need



New Jersey is striving to reduce institutional long term care use under Medicaid. However, the demographic trend for New Jersey indicates that nursing home bed capacity must remain stable to accommodate the need for advanced care among the oldest and frailest.

National data indicates that on average, 35 percent of people aged 65+ will enter a nursing home for varying lengths of stay. In addition, New Jersey's elderly population is projected to increase by 27.2 percent between 2010 and 2020, and by an additional 27.1 percent between 2020 and 2030, yielding approximately 1.9 million elderly residents by 2030.

The need for Health Center at Galloway's services will continue to increase as the Baby-Boom generation ages.



Note: Figures may not add due to rounding.

HEATH VILLAGE

Ownership: Nonprofit

BPCI Model Participation: None

Annual Contributions to Local and State Economy

Total Expenditures: \$20,755,600

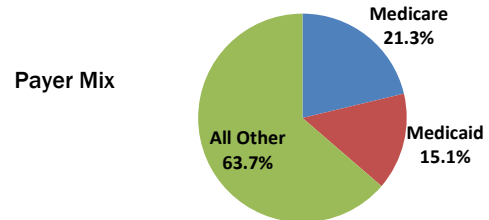
- 219 full-time equivalent jobs (salaried and contract), including key areas such as

Therapists	8	Dietary & Housekeeping	68
Nurses: 81 total, including		Contract Labor: 0 total, including	
■ Registered Nurses (RNs)	17	■ Nursing	0
■ Licensed Practical Nurses (LPNs)	14	■ Therapists	0
■ Certified Nursing Assistants (CNAs)	50	■ Other	0
Administrative	19	Plant Operations and Maintenance	19

- New Jersey nursing homes are subject to a quarterly assessment of \$11.92 per non-Medicare day. Annually, this tax totals \$311,911 for Heath Village.
- Total Employee Payroll: \$9,135,093
- Estimated State Income Taxes Paid by Employees: \$504,714

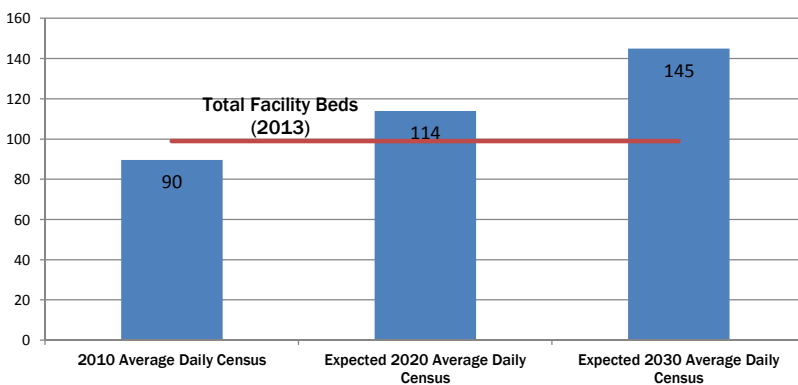
Statistical Profile

■ Medicare Ratings (from 1 to 5 stars)		Avg. Daily Census	Medicare 19.3	Medicaid 13.7	All Other 58.0	Total 91.0
Medicare Overall Rating	★★★★★	Avg. Length of Stay	24.1	556.3	705.3	100.1
Medicare Quality Measure Rating	★★★★★	Occupancy Rate	19.5%	13.9%	58.6%	92.0%
% Medicare Days in Ultra/Very High RUGs	91.9%					
Routine Cost per Day	\$298.74					
Total Beds	99					



- More than half of New Jersey's nursing home residents receive financial assistance from Medicaid, the health care program for low-income individuals that is funded by the federal and state governments. Medicaid pays nursing homes significantly lower than the cost of care. An American Health Care Association study indicates New Jersey Medicaid pays nursing homes 18 percent less than cost, resulting in an estimated \$500 million shortfall statewide between the Medicaid rate and the actual cost of care in 2013.

Community Need



New Jersey is striving to reduce institutional long term care use under Medicaid. However, the demographic trend for New Jersey indicates that nursing home bed capacity must remain stable to accommodate the need for advanced care among the oldest and frailest.

National data indicates that on average, 35 percent of people aged 65+ will enter a nursing home for varying lengths of stay. In addition, New Jersey's elderly population is projected to increase by 27.2 percent between 2010 and 2020, and by an additional 27.1 percent between 2020 and 2030, yielding approximately 1.9 million elderly residents by 2030.

The need for Heath Village's services will continue to increase as the Baby-Boom generation ages.



Note: Figures may not add due to rounding.

HOLIDAY CARE CENTER

Ownership: For-profit

BPCI Model Participation: None

Annual Contributions to Local and State Economy

Total Expenditures: \$14,033,400

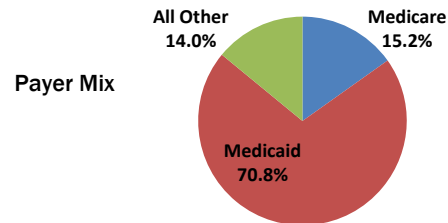
- 169 full-time equivalent jobs (salaried and contract), including key areas such as

Therapists	7	Dietary & Housekeeping	33
Nurses: 98 total, including		Contract Labor: 0 total, including	
■ Registered Nurses (RNs)	11	■ Nursing	0
■ Licensed Practical Nurses (LPNs)	26	■ Therapists	0
■ Certified Nursing Assistants (CNAs)	60	■ Other	0
Administrative	8	Plant Operations and Maintenance	3

- New Jersey nursing homes are subject to a quarterly assessment of \$11.92 per non-Medicare day. Annually, this tax totals \$590,040 for Holiday Care Center.
- Total Employee Payroll: \$6,705,464
- Estimated State Income Taxes Paid by Employees: \$370,477

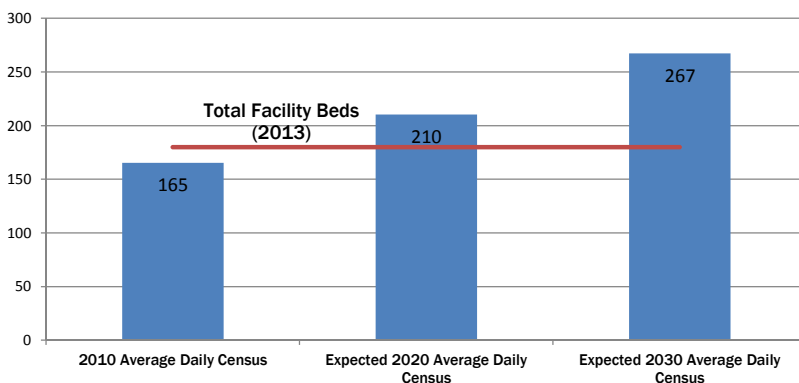
Statistical Profile

■ Medicare Ratings (from 1 to 5 stars)		Avg. Daily Census	Medicare 24.3	Medicaid 113.2	All Other 22.4	Total 159.9
Medicare Overall Rating	★★★★	Avg. Length of Stay	23.8	724.7	256.1	126.6
Medicare Quality Measure Rating	★★★★★	Occupancy Rate	13.5%	62.9%	12.5%	88.8%
% Medicare Days in Ultra/Very High RUGs	38.9%					
Routine Cost per Day	\$175.05					
Total Beds	180					



- More than half of New Jersey's nursing home residents receive financial assistance from Medicaid, the health care program for low-income individuals that is funded by the federal and state governments. Medicaid pays nursing homes significantly lower than the cost of care. An American Health Care Association study indicates New Jersey Medicaid pays nursing homes 18 percent less than cost, resulting in an estimated \$500 million shortfall statewide between the Medicaid rate and the actual cost of care in 2013.

Community Need



New Jersey is striving to reduce institutional long term care use under Medicaid. However, the demographic trend for New Jersey indicates that nursing home bed capacity must remain stable to accommodate the need for advanced care among the oldest and frailest.

National data indicates that on average, 35 percent of people aged 65+ will enter a nursing home for varying lengths of stay. In addition, New Jersey's elderly population is projected to increase by 27.2 percent between 2010 and 2020, and by an additional 27.1 percent between 2020 and 2030, yielding approximately 1.9 million elderly residents by 2030.

The need for Holiday Care Center's services will continue to increase as the Baby-Boom generation ages.



Note: Figures may not add due to rounding.

HOLLY MANOR CENTER

Ownership: For-profit

BPCI Model Participation: None

Annual Contributions to Local and State Economy

Total Expenditures: \$15,384,400

- 136 full-time equivalent jobs (salaried and contract), including key areas such as

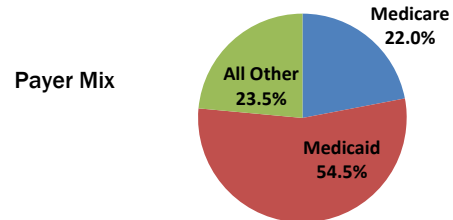
Therapists	0	Dietary & Housekeeping	24
Nurses: 82 total, including		Contract Labor: 14 total, including	
■ Registered Nurses (RNs)	26	■ Nursing	0
■ Licensed Practical Nurses (LPNs)	8	■ Therapists	13
■ Certified Nursing Assistants (CNAs)	48	■ Other	1
Administrative	7	Plant Operations and Maintenance	2

- New Jersey nursing homes are subject to a quarterly assessment of \$11.92 per non-Medicare day. Annually, this tax totals \$382,489 for Holly Manor Center.
- Total Employee Payroll: \$5,384,692
- Estimated State Income Taxes Paid by Employees: \$297,504

Statistical Profile

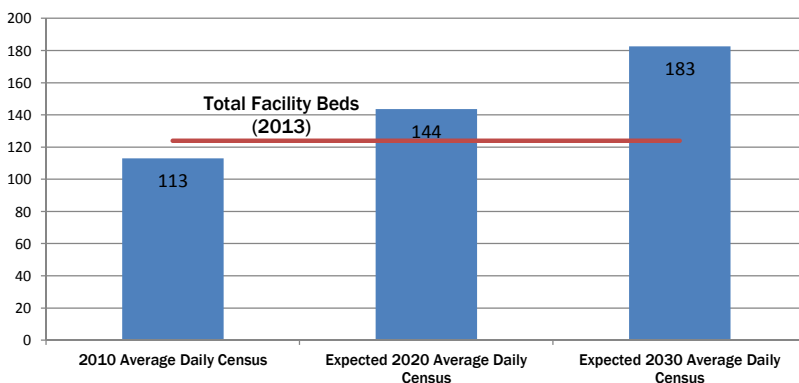
■ Medicare Ratings (from 1 to 5 stars)		Avg. Daily Census	Medicare 24.8	Medicaid 61.4	All Other 26.5	Total 112.7
Medicare Overall Rating	★★★★	Avg. Length of Stay	52.3	466.8	86.5	123.5
Medicare Quality Measure Rating	★★★	Occupancy Rate	20.0%	49.5%	21.4%	90.9%

% Medicare Days in Ultra/Very High RUGs	75.6%
Routine Cost per Day	\$295.67
Total Beds	124



- More than half of New Jersey's nursing home residents receive financial assistance from Medicaid, the health care program for low-income individuals that is funded by the federal and state governments. Medicaid pays nursing homes significantly lower than the cost of care. An American Health Care Association study indicates New Jersey Medicaid pays nursing homes 18 percent less than cost, resulting in an estimated \$500 million shortfall statewide between the Medicaid rate and the actual cost of care in 2013.

Community Need



New Jersey is striving to reduce institutional long term care use under Medicaid. However, the demographic trend for New Jersey indicates that nursing home bed capacity must remain stable to accommodate the need for advanced care among the oldest and frailest.

National data indicates that on average, 35 percent of people aged 65+ will enter a nursing home for varying lengths of stay. In addition, New Jersey's elderly population is projected to increase by 27.2 percent between 2010 and 2020, and by an additional 27.1 percent between 2020 and 2030, yielding approximately 1.9 million elderly residents by 2030.

The need for Holly Manor Center's services will continue to increase as the Baby-Boom generation ages.



Note: Figures may not add due to rounding.

HOLY NAME FRIARY

Ownership: Nonprofit

BPCI Model Participation: None

Annual Contributions to Local and State Economy

Total Expenditures: \$4,124,700

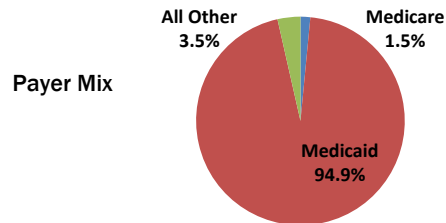
- 44 full-time equivalent jobs (salaried and contract), including key areas such as

Therapists	0	Dietary & Housekeeping	12
Nurses: 24 total, including		Contract Labor: 0 total, including	
■ Registered Nurses (RNs)	4	■ Nursing	0
■ Licensed Practical Nurses (LPNs)	5	■ Therapists	0
■ Certified Nursing Assistants (CNAs)	14	■ Other	0
Administrative	2	Plant Operations and Maintenance	1

- New Jersey nursing homes are subject to a quarterly assessment of \$11.92 per non-Medicare day. Annually, this tax totals \$111,845 for Holy Name Friary.
- Total Employee Payroll: \$2,194,245
- Estimated State Income Taxes Paid by Employees: \$121,232

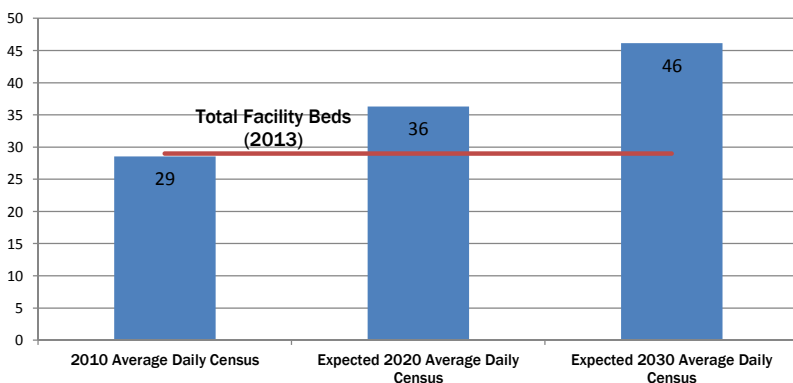
Statistical Profile

■ Medicare Ratings (from 1 to 5 stars)		Avg. Daily Census	Medicare 0.4	Medicaid 24.8	All Other 0.9	Total 26.1
Medicare Overall Rating	★★★★★	Avg. Length of Stay	49.0	1,131.0	47.9	529.4
Medicare Quality Measure Rating	★★★★	Occupancy Rate	1.4%	85.5%	3.2%	90.0%
% Medicare Days in Ultra/Very High RUGs	0.0%					
Routine Cost per Day	\$416.37					
Total Beds	29					



- More than half of New Jersey's nursing home residents receive financial assistance from Medicaid, the health care program for low-income individuals that is funded by the federal and state governments. Medicaid pays nursing homes significantly less than the cost of care. An American Health Care Association study indicates New Jersey Medicaid pays nursing homes 18 percent less than cost, resulting in an estimated \$500 million shortfall statewide between the Medicaid rate and the actual cost of care in 2013.

Community Need



New Jersey is striving to reduce institutional long term care use under Medicaid. However, the demographic trend for New Jersey indicates that nursing home bed capacity must remain stable to accommodate the need for advanced care among the oldest and frailest.

National data indicates that on average, 35 percent of people aged 65+ will enter a nursing home for varying lengths of stay. In addition, New Jersey's elderly population is projected to increase by 27.2 percent between 2010 and 2020, and by an additional 27.1 percent between 2020 and 2030, yielding approximately 1.9 million elderly residents by 2030.

The need for Holy Name Friary's services will continue to increase as the Baby-Boom generation ages.



Note: Figures may not add due to rounding.

HOMESTEAD REHABILITATION & HEALTH CARE CENTER

Ownership: For-profit

BPCI Model Participation: None

Annual Contributions to Local and State Economy

Total Expenditures: \$10,543,100

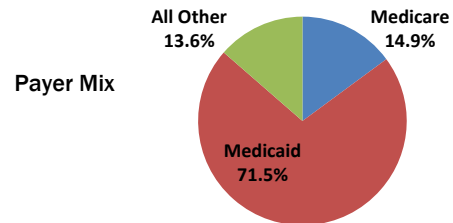
- 112 full-time equivalent jobs (salaried and contract), including key areas such as

Therapists	0	Dietary & Housekeeping	20
Nurses: 66 total, including		Contract Labor: 9 total, including	
■ Registered Nurses (RNs)	13	■ Nursing	2
■ Licensed Practical Nurses (LPNs)	12	■ Therapists	7
■ Certified Nursing Assistants (CNAs)	40	■ Other	0
Administrative	8	Plant Operations and Maintenance	2

- New Jersey nursing homes are subject to a quarterly assessment of \$11.92 per non-Medicare day. Annually, this tax totals \$383,550 for Homestead Rehabilitation & Health Care Center.
- Total Employee Payroll: \$4,364,493
- Estimated State Income Taxes Paid by Employees: \$241,138

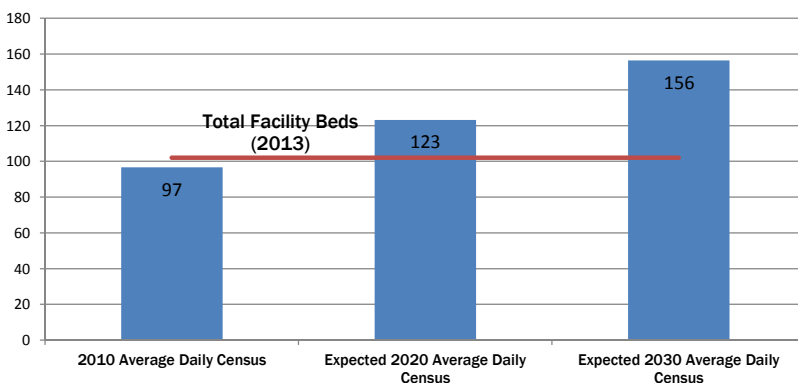
Statistical Profile

■ Medicare Ratings (from 1 to 5 stars)		Avg. Daily Census	Medicare 15.4	Medicaid 74.1	All Other 14.1	Total 103.6
Medicare Overall Rating	★★★	Avg. Length of Stay	27.0	458.4	45.8	99.5
Medicare Quality Measure Rating	★★★★★	Occupancy Rate	15.1%	72.6%	13.8%	101.6%
% Medicare Days in Ultra/Very High RUGs	91.1%					
Routine Cost per Day	\$222.75					
Total Beds	102					



- More than half of New Jersey's nursing home residents receive financial assistance from Medicaid, the health care program for low-income individuals that is funded by the federal and state governments. Medicaid pays nursing homes significantly lower than the cost of care. An American Health Care Association study indicates New Jersey Medicaid pays nursing homes 18 percent less than cost, resulting in an estimated \$500 million shortfall statewide between the Medicaid rate and the actual cost of care in 2013.

Community Need



New Jersey is striving to reduce institutional long term care use under Medicaid. However, the demographic trend for New Jersey indicates that nursing home bed capacity must remain stable to accommodate the need for advanced care among the oldest and frailest.

National data indicates that on average, 35 percent of people aged 65+ will enter a nursing home for varying lengths of stay. In addition, New Jersey's elderly population is projected to increase by 27.2 percent between 2010 and 2020, and by an additional 27.1 percent between 2020 and 2030, yielding approximately 1.9 million elderly residents by 2030.

The need for Homestead Rehabilitation & Health Care Center's services will continue to increase as the Baby-Boom generation ages.



Note: Figures may not add due to rounding.

HOUSE OF THE GOOD SHEPHERD

Ownership: Nonprofit

BPCI Model Participation: None

Annual Contributions to Local and State Economy

Total Expenditures: \$10,620,000

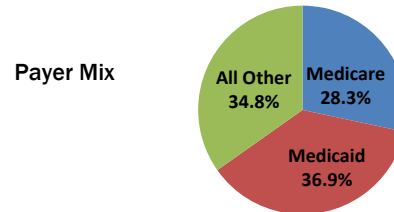
- 137 full-time equivalent jobs (salaried and contract), including key areas such as

Therapists	0	Dietary & Housekeeping	38
Nurses: 43 total, including		Contract Labor: 9 total, including	
■ Registered Nurses (RNs)	11	■ Nursing	1
■ Licensed Practical Nurses (LPNs)	5	■ Therapists	9
■ Certified Nursing Assistants (CNAs)	27	■ Other	0
Administrative	10	Plant Operations and Maintenance	8

- New Jersey nursing homes are subject to a quarterly assessment of \$11.92 per non-Medicare day. Annually, this tax totals \$175,033 for House of the Good Shepherd.
- Total Employee Payroll: \$4,339,408
- Estimated State Income Taxes Paid by Employees: \$239,752

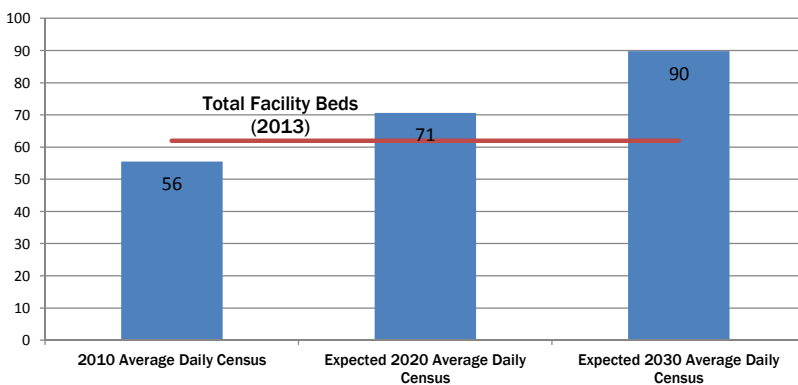
Statistical Profile

■ Medicare Ratings (from 1 to 5 stars)		Avg. Daily Census	Medicare 15.9	Medicaid 20.7	All Other 19.5	Total 56.1
Medicare Overall Rating	★★	Avg. Length of Stay	40.3	755.7	165.7	104.0
Medicare Quality Measure Rating	★★★★★	Occupancy Rate	25.7%	33.4%	31.5%	90.5%
% Medicare Days in Ultra/Very High RUGs	87.3%					
Routine Cost per Day	\$255.16					
Total Beds	62					



- More than half of New Jersey's nursing home residents receive financial assistance from Medicaid, the health care program for low-income individuals that is funded by the federal and state governments. Medicaid pays nursing homes significantly lower than the cost of care. An American Health Care Association study indicates New Jersey Medicaid pays nursing homes 18 percent less than cost, resulting in an estimated \$500 million shortfall statewide between the Medicaid rate and the actual cost of care in 2013.

Community Need



New Jersey is striving to reduce institutional long term care use under Medicaid. However, the demographic trend for New Jersey indicates that nursing home bed capacity must remain stable to accommodate the need for advanced care among the oldest and frailest.

National data indicates that on average, 35 percent of people aged 65+ will enter a nursing home for varying lengths of stay. In addition, New Jersey's elderly population is projected to increase by 27.2 percent between 2010 and 2020, and by an additional 27.1 percent between 2020 and 2030, yielding approximately 1.9 million elderly residents by 2030.

The need for House of the Good Shepherd's services will continue to increase as the Baby-Boom generation ages.



Note: Figures may not add due to rounding.

HUDSONVIEW HEALTH CARE CENTER

Ownership: For-profit

BPCI Model Participation: None

Annual Contributions to Local and State Economy

Total Expenditures: \$23,479,200

- 284 full-time equivalent jobs (salaried and contract), including key areas such as

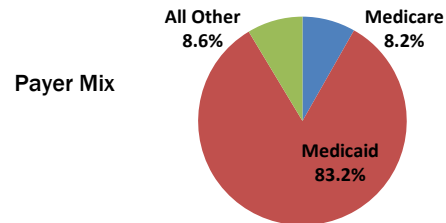
Therapists	10	Dietary & Housekeeping	60
Nurses: 0 total, including		Contract Labor: 175 total, including	
■ Registered Nurses (RNs)	0	■ Nursing	175
■ Licensed Practical Nurses (LPNs)	0	■ Therapists	0
■ Certified Nursing Assistants (CNAs)	0	■ Other	0
Administrative	23	Plant Operations and Maintenance	6

- New Jersey nursing homes are subject to a quarterly assessment of \$11.92 per non-Medicare day. Annually, this tax totals \$1,042,940 for Hudsonview Health Care Center.
- Total Employee Payroll: \$4,643,892
- Estimated State Income Taxes Paid by Employees: \$256,575

Statistical Profile

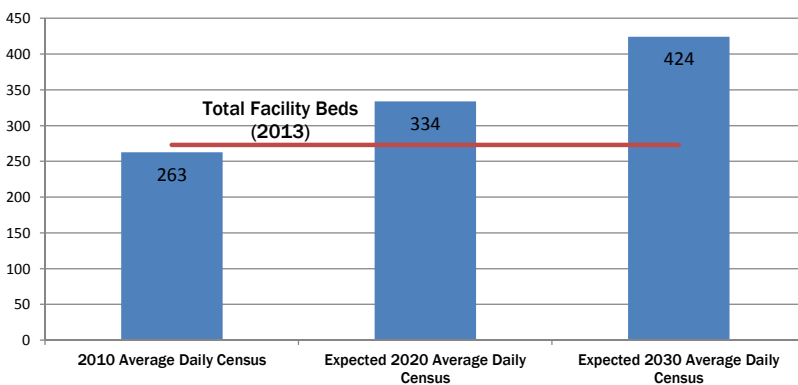
■ Medicare Ratings (from 1 to 5 stars)		Avg. Daily Census	Medicare 21.5	Medicaid 217.2	All Other 22.5	Total 261.2
Medicare Overall Rating	★★★★★	Avg. Length of Stay	47.2	318.4	33.5	144.4
Medicare Quality Measure Rating	★★★★★	Occupancy Rate	7.9%	79.6%	8.2%	95.7%

% Medicare Days in Ultra/Very High RUGs	82.1%
Routine Cost per Day	\$218.54
Total Beds	273



- More than half of New Jersey's nursing home residents receive financial assistance from Medicaid, the health care program for low-income individuals that is funded by the federal and state governments. Medicaid pays nursing homes significantly less than the cost of care. An American Health Care Association study indicates New Jersey Medicaid pays nursing homes 18 percent less than cost, resulting in an estimated \$500 million shortfall statewide between the Medicaid rate and the actual cost of care in 2013.

Community Need



New Jersey is striving to reduce institutional long term care use under Medicaid. However, the demographic trend for New Jersey indicates that nursing home bed capacity must remain stable to accommodate the need for advanced care among the oldest and frailest.

National data indicates that on average, 35 percent of people aged 65+ will enter a nursing home for varying lengths of stay. In addition, New Jersey's elderly population is projected to increase by 27.2 percent between 2010 and 2020, and by an additional 27.1 percent between 2020 and 2030, yielding approximately 1.9 million elderly residents by 2030.

The need for Hudsonview Health Care Center's services will continue to increase as the Baby-Boom generation ages.



Note: Figures may not add due to rounding.

HUNTERDON CARE CENTER

Ownership: For-profit

BPCI Model Participation: None

Annual Contributions to Local and State Economy

Total Expenditures: \$17,342,100

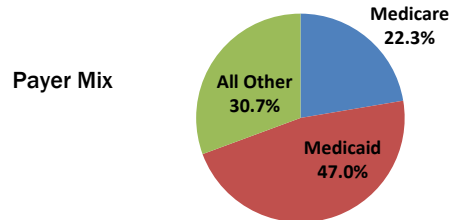
- 245 full-time equivalent jobs (salaried and contract), including key areas such as

Therapists	0	Dietary & Housekeeping	25
Nurses: 167 total, including		Contract Labor: 18 total, including	
■ Registered Nurses (RNs)	29	■ Nursing	0
■ Licensed Practical Nurses (LPNs)	34	■ Therapists	18
■ Certified Nursing Assistants (CNAs)	104	■ Other	0
Administrative	14	Plant Operations and Maintenance	4

- New Jersey nursing homes are subject to a quarterly assessment of \$11.92 per non-Medicare day. Annually, this tax totals \$583,925 for Hunterdon Care Center.
- Total Employee Payroll: \$7,847,158
- Estimated State Income Taxes Paid by Employees: \$433,555

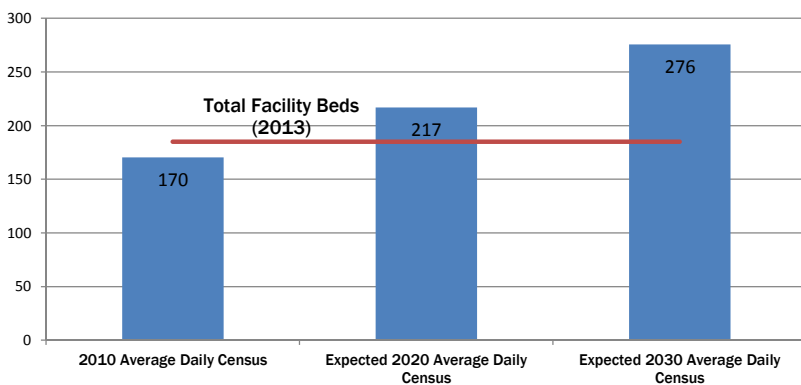
Statistical Profile

■ Medicare Ratings (from 1 to 5 stars)		Avg. Daily Census	Medicare 38.6	Medicaid 81.2	All Other 53.0	Total 172.8
Medicare Overall Rating	★★★★	Avg. Length of Stay	29.5	617.8	93.9	86.2
Medicare Quality Measure Rating	★★	Occupancy Rate	20.9%	43.9%	28.6%	93.4%
% Medicare Days in Ultra/Very High RUGs	94.5%					
Routine Cost per Day	\$232.17					
Total Beds	185					



- More than half of New Jersey's nursing home residents receive financial assistance from Medicaid, the health care program for low-income individuals that is funded by the federal and state governments. Medicaid pays nursing homes significantly lower than the cost of care. An American Health Care Association study indicates New Jersey Medicaid pays nursing homes 18 percent less than cost, resulting in an estimated \$500 million shortfall statewide between the Medicaid rate and the actual cost of care in 2013.

Community Need



New Jersey is striving to reduce institutional long term care use under Medicaid. However, the demographic trend for New Jersey indicates that nursing home bed capacity must remain stable to accommodate the need for advanced care among the oldest and frailest.

National data indicates that on average, 35 percent of people aged 65+ will enter a nursing home for varying lengths of stay. In addition, New Jersey's elderly population is projected to increase by 27.2 percent between 2010 and 2020, and by an additional 27.1 percent between 2020 and 2030, yielding approximately 1.9 million elderly residents by 2030.

The need for Hunterdon Care Center's services will continue to increase as the Baby-Boom generation ages.



Note: Figures may not add due to rounding.

IMPERIAL CARE CENTER

Ownership: For-profit

BPCI Model Participation: None

Annual Contributions to Local and State Economy

Total Expenditures: \$9,005,100

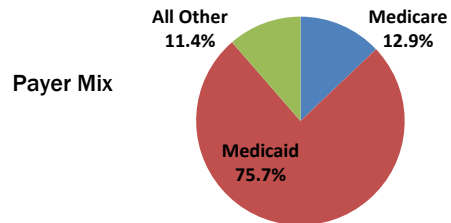
- 100 full-time equivalent jobs (salaried and contract), including key areas such as

Therapists	0	Dietary & Housekeeping	14
Nurses: 55 total, including		Contract Labor: 11 total, including	
■ Registered Nurses (RNs)	14	■ Nursing	6
■ Licensed Practical Nurses (LPNs)	8	■ Therapists	6
■ Certified Nursing Assistants (CNAs)	34	■ Other	0
Administrative	7	Plant Operations and Maintenance	2

- New Jersey nursing homes are subject to a quarterly assessment of \$11.92 per non-Medicare day. Annually, this tax totals \$368,817 for Imperial Care Center.
- Total Employee Payroll: \$3,631,027
- Estimated State Income Taxes Paid by Employees: \$200,614

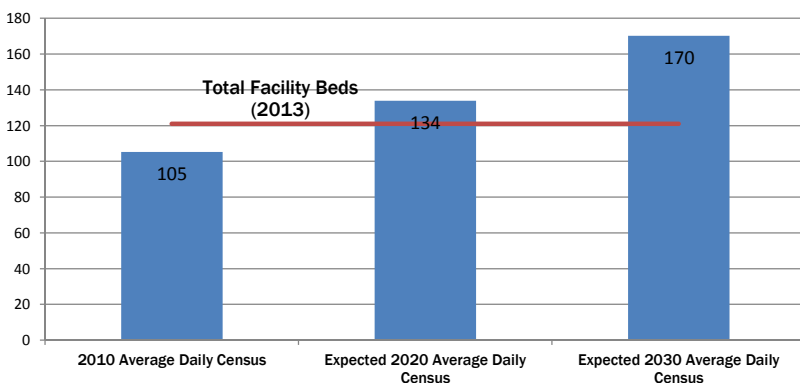
Statistical Profile

■ Medicare Ratings (from 1 to 5 stars)		Avg. Daily Census	Medicare 12.6	Medicaid 73.7	All Other 11.1	Total 97.3
Medicare Overall Rating	★★★★	Avg. Length of Stay	49.8	298.9	115.3	163.7
Medicare Quality Measure Rating	★★★★★	Occupancy Rate	10.4%	60.9%	9.1%	80.4%
% Medicare Days in Ultra/Very High RUGs	79.7%					
Routine Cost per Day	\$223.56					
Total Beds	121					



- More than half of New Jersey's nursing home residents receive financial assistance from Medicaid, the health care program for low-income individuals that is funded by the federal and state governments. Medicaid pays nursing homes significantly lower than the cost of care. An American Health Care Association study indicates New Jersey Medicaid pays nursing homes 18 percent less than cost, resulting in an estimated \$500 million shortfall statewide between the Medicaid rate and the actual cost of care in 2013.

Community Need



New Jersey is striving to reduce institutional long term care use under Medicaid. However, the demographic trend for New Jersey indicates that nursing home bed capacity must remain stable to accommodate the need for advanced care among the oldest and frailest.

National data indicates that on average, 35 percent of people aged 65+ will enter a nursing home for varying lengths of stay. In addition, New Jersey's elderly population is projected to increase by 27.2 percent between 2010 and 2020, and by an additional 27.1 percent between 2020 and 2030, yielding approximately 1.9 million elderly residents by 2030.

The need for Imperial Care Center's services will continue to increase as the Baby-Boom generation ages.



Note: Figures may not add due to rounding.

INGLEMOOR CENTER

Ownership: For-profit

BPCI Model Participation: None

Annual Contributions to Local and State Economy

Total Expenditures: \$8,203,000

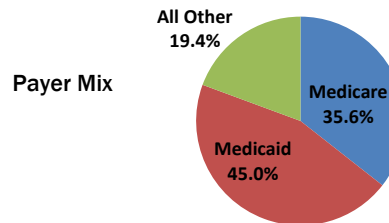
- 85 full-time equivalent jobs (salaried and contract), including key areas such as

Therapists	0	Dietary & Housekeeping	15
Nurses: 48 total, including		Contract Labor: 10 total, including	
■ Registered Nurses (RNs)	18	■ Nursing	0
■ Licensed Practical Nurses (LPNs)	4	■ Therapists	9
■ Certified Nursing Assistants (CNAs)	26	■ Other	0
Administrative	6	Plant Operations and Maintenance	1

- New Jersey nursing homes are subject to a quarterly assessment of \$11.92 per non-Medicare day. Annually, this tax totals \$158,310 for Inglemoor Center.
- Total Employee Payroll: \$3,501,565
- Estimated State Income Taxes Paid by Employees: \$193,461

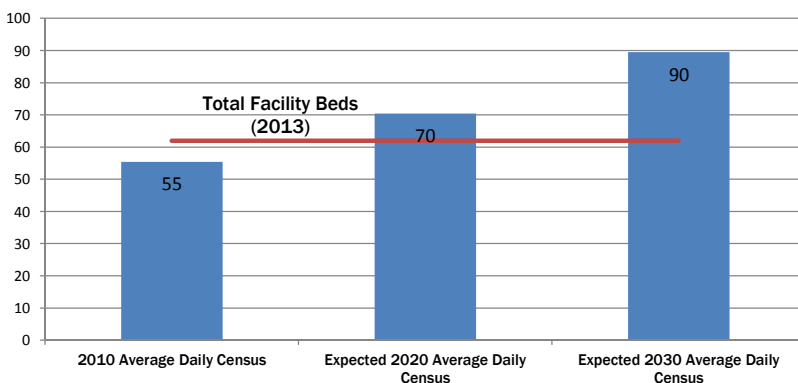
Statistical Profile

<ul style="list-style-type: none"> Medicare Ratings (from 1 to 5 stars) Medicare Overall Rating: ★★ Medicare Quality Measure Rating: ★★★★★ % Medicare Days in Ultra/Very High RUGs: 76.1% Routine Cost per Day: \$297.80 Total Beds: 62 	<table border="0" style="width: 100%;"> <thead> <tr> <th></th> <th style="text-align: center;">Medicare</th> <th style="text-align: center;">Medicaid</th> <th style="text-align: center;">All Other</th> <th style="text-align: center;">Total</th> </tr> </thead> <tbody> <tr> <td>Avg. Daily Census</td> <td style="text-align: center;">20.1</td> <td style="text-align: center;">25.4</td> <td style="text-align: center;">10.9</td> <td style="text-align: center;">56.5</td> </tr> <tr> <td>Avg. Length of Stay</td> <td style="text-align: center;">36.4</td> <td style="text-align: center;">387.0</td> <td style="text-align: center;">38.8</td> <td style="text-align: center;">62.7</td> </tr> <tr> <td>Occupancy Rate</td> <td style="text-align: center;">32.4%</td> <td style="text-align: center;">41.0%</td> <td style="text-align: center;">17.6%</td> <td style="text-align: center;">91.1%</td> </tr> </tbody> </table>		Medicare	Medicaid	All Other	Total	Avg. Daily Census	20.1	25.4	10.9	56.5	Avg. Length of Stay	36.4	387.0	38.8	62.7	Occupancy Rate	32.4%	41.0%	17.6%	91.1%
	Medicare	Medicaid	All Other	Total																	
Avg. Daily Census	20.1	25.4	10.9	56.5																	
Avg. Length of Stay	36.4	387.0	38.8	62.7																	
Occupancy Rate	32.4%	41.0%	17.6%	91.1%																	



- More than half of New Jersey's nursing home residents receive financial assistance from Medicaid, the health care program for low-income individuals that is funded by the federal and state governments. Medicaid pays nursing homes significantly less than the cost of care. An American Health Care Association study indicates New Jersey Medicaid pays nursing homes 18 percent less than cost, resulting in an estimated \$500 million shortfall statewide between the Medicaid rate and the actual cost of care in 2013.

Community Need



New Jersey is striving to reduce institutional long term care use under Medicaid. However, the demographic trend for New Jersey indicates that nursing home bed capacity must remain stable to accommodate the need for advanced care among the oldest and frailest.

National data indicates that on average, 35 percent of people aged 65+ will enter a nursing home for varying lengths of stay. In addition, New Jersey's elderly population is projected to increase by 27.2 percent between 2010 and 2020, and by an additional 27.1 percent between 2020 and 2030, yielding approximately 1.9 million elderly residents by 2030.

The need for Inglemoor Center's services will continue to increase as the Baby-Boom generation ages.



Note: Figures may not add due to rounding.

INGLEMOOR REHABILITATION AND CARE CENTER OF LIVING

Ownership: For-profit

BPCI Model Participation: None

Annual Contributions to Local and State Economy

Total Expenditures: \$16,025,600

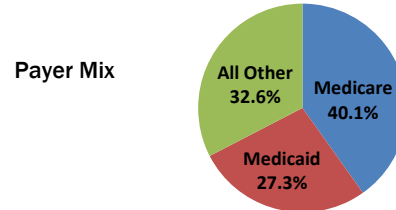
- 164 full-time equivalent jobs (salaried and contract), including key areas such as

Therapists	0	Dietary & Housekeeping	29
Nurses: 108 total, including		Contract Labor: 0 total, including	
■ Registered Nurses (RNs)	27	■ Nursing	0
■ Licensed Practical Nurses (LPNs)	19	■ Therapists	0
■ Certified Nursing Assistants (CNAs)	62	■ Other	0
Administrative	13	Plant Operations and Maintenance	1

- New Jersey nursing homes are subject to a quarterly assessment of \$11.92 per non-Medicare day. Annually, this tax totals \$310,361 for Inglemoor Rehabilitation and Care Center of Living.
- Total Employee Payroll: \$7,245,727
- Estimated State Income Taxes Paid by Employees: \$400,326

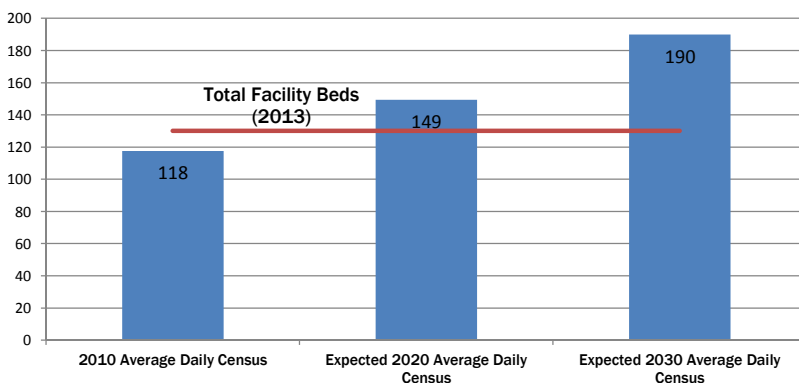
Statistical Profile

■ Medicare Ratings (from 1 to 5 stars)		Avg. Daily Census	Medicare 47.8	Medicaid 32.5	All Other 38.9	Total 119.2
Medicare Overall Rating	★★	Avg. Length of Stay	26.8	1,317.1	105.1	54.7
Medicare Quality Measure Rating	★★★★★	Occupancy Rate	36.8%	25.0%	29.9%	91.7%
% Medicare Days in Ultra/Very High RUGs	90.0%					
Routine Cost per Day	\$276.23					
Total Beds	130					



- More than half of New Jersey's nursing home residents receive financial assistance from Medicaid, the health care program for low-income individuals that is funded by the federal and state governments. Medicaid pays nursing homes significantly lower than the cost of care. An American Health Care Association study indicates New Jersey Medicaid pays nursing homes 18 percent less than cost, resulting in an estimated \$500 million shortfall statewide between the Medicaid rate and the actual cost of care in 2013.

Community Need



New Jersey is striving to reduce institutional long term care use under Medicaid. However, the demographic trend for New Jersey indicates that nursing home bed capacity must remain stable to accommodate the need for advanced care among the oldest and frailest.

National data indicates that on average, 35 percent of people aged 65+ will enter a nursing home for varying lengths of stay. In addition, New Jersey's elderly population is projected to increase by 27.2 percent between 2010 and 2020, and by an additional 27.1 percent between 2020 and 2030, yielding approximately 1.9 million elderly residents by 2030.

The need for Inglemoor Rehabilitation and Care Center of Living's services will continue to increase as the Baby-Boom generation ages.



Note: Figures may not add due to rounding.

INSPIRA WOODBRY TCU

Ownership: Nonprofit

BPCI Model Participation: None

Annual Contributions to Local and State Economy

Total Expenditures: \$1,379,100

- 19 full-time equivalent jobs (salaried and contract), including therapists, nurses, dietary and housekeeping, plant operations and maintenance, administrative and contract labor.

¹ This provider reports its data as a subprovider on another facility's Medicare Cost Report. Subproviders are required to submit a more limited set of data to Medicare on their annual cost reports.

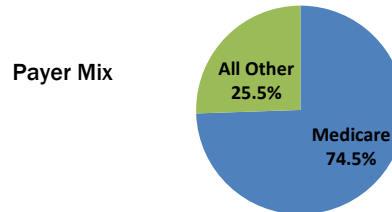
As a result, certain sections of this report cannot be presented for nursing homes reporting as subproviders, as CMS does not collect the necessary data.

Information affected by this data reporting structure include the detailed breakout of FTE jobs by position and the calculation of average length of stay.

- New Jersey nursing homes are subject to a quarterly assessment of \$11.92 per non-Medicare day. Annually, this tax totals \$12,194 for Inspira Woodbry TCU.
- Total Employee Payroll: \$1,259,042
- Estimated State Income Taxes Paid by Employees: \$69,562

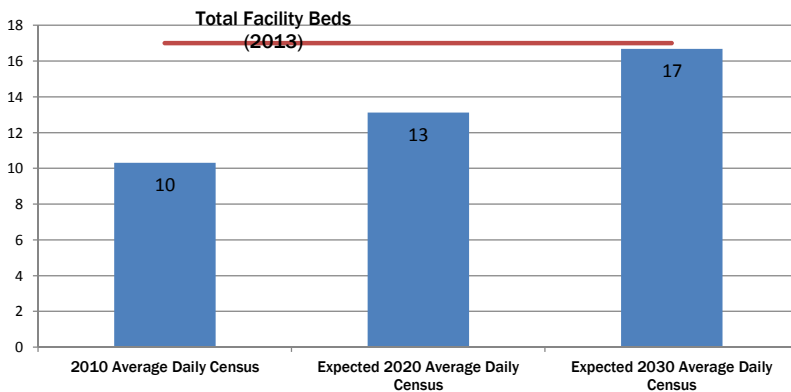
Statistical Profile

		Medicare	Medicaid	All Other	Total
■ Medicare Ratings (from 1 to 5 stars)		8.2	0.0	2.8	11.0
	Avg. Daily Census	8.2	0.0	2.8	11.0
	Avg. Length of Stay	N/A ¹	N/A ¹	N/A ¹	N/A ¹
	Occupancy Rate	48.0%	0.0%	16.5%	64.5%
Medicare Overall Rating	★★★★★				
Medicare Quality Measure Rating	★★★★				
% Medicare Days in Ultra/Very High RUGs	0.5%				
Routine Cost per Day	\$875.06				
Total Beds	17				



- More than half of New Jersey's nursing home residents receive financial assistance from Medicaid, the health care program for low-income individuals that is funded by the federal and state governments. Medicaid pays nursing homes significantly lower than the cost of care. An American Health Care Association study indicates New Jersey Medicaid pays nursing homes 18 percent less than cost, resulting in an estimated \$500 million shortfall statewide between the Medicaid rate and the actual cost of care in 2013.

Community Need



New Jersey is striving to reduce institutional long term care use under Medicaid. However, the demographic trend for New Jersey indicates that nursing home bed capacity must remain stable to accommodate the need for advanced care among the oldest and frailest.

National data indicates that on average, 35 percent of people aged 65+ will enter a nursing home for varying lengths of stay. In addition, New Jersey's elderly population is projected to increase by 27.2 percent between 2010 and 2020, and by an additional 27.1 percent between 2020 and 2030, yielding approximately 1.9 million elderly residents by 2030.

The need for Inspira Woodbry TCU's services will continue to increase as the Baby-Boom generation ages.



Note: Figures may not add due to rounding.

JERSEY SHORE CENTER

Ownership: For-profit

BPCI Model Participation: Model 3

Annual Contributions to Local and State Economy

Total Expenditures: \$17,717,000

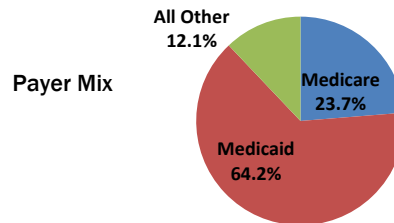
- 171 full-time equivalent jobs (salaried and contract), including key areas such as

Therapists	0	Dietary & Housekeeping	31
Nurses: 105 total, including		Contract Labor: 15 total, including	
■ Registered Nurses (RNs)	34	■ Nursing	0
■ Licensed Practical Nurses (LPNs)	16	■ Therapists	15
■ Certified Nursing Assistants (CNAs)	55	■ Other	0
Administrative	8	Plant Operations and Maintenance	2

- New Jersey nursing homes are subject to a quarterly assessment of \$11.92 per non-Medicare day. Annually, this tax totals \$476,335 for Jersey Shore Center.
- Total Employee Payroll: \$6,977,633
- Estimated State Income Taxes Paid by Employees: \$385,514

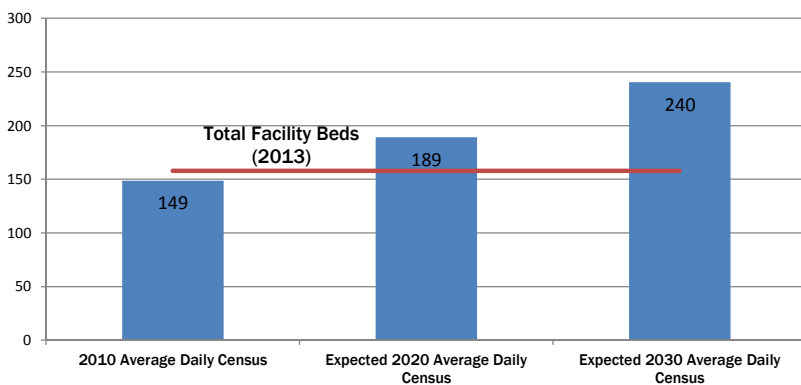
Statistical Profile

■ Medicare Ratings (from 1 to 5 stars)		Avg. Daily Census	Medicare 34.1	Medicaid 92.1	All Other 17.3	Total 143.6
Medicare Overall Rating	★★★	Avg. Length of Stay	33.2	509.6	40.1	87.5
Medicare Quality Measure Rating	★★★★	Occupancy Rate	21.6%	58.3%	11.0%	90.9%
% Medicare Days in Ultra/Very High RUGs	70.6%					
Routine Cost per Day	\$263.02					
Total Beds	158					



- More than half of New Jersey's nursing home residents receive financial assistance from Medicaid, the health care program for low-income individuals that is funded by the federal and state governments. Medicaid pays nursing homes significantly less than the cost of care. An American Health Care Association study indicates New Jersey Medicaid pays nursing homes 18 percent less than cost, resulting in an estimated \$500 million shortfall statewide between the Medicaid rate and the actual cost of care in 2013.

Community Need



New Jersey is striving to reduce institutional long term care use under Medicaid. However, the demographic trend for New Jersey indicates that nursing home bed capacity must remain stable to accommodate the need for advanced care among the oldest and frailest.

National data indicates that on average, 35 percent of people aged 65+ will enter a nursing home for varying lengths of stay. In addition, New Jersey's elderly population is projected to increase by 27.2 percent between 2010 and 2020, and by an additional 27.1 percent between 2020 and 2030, yielding approximately 1.9 million elderly residents by 2030.

The need for Jersey Shore Center's services will continue to increase as the Baby-Boom generation ages.



Note: Figures may not add due to rounding.

JEWISH HOME AT ROCKLEIGH

Ownership: Nonprofit

BPCI Model Participation: None

Annual Contributions to Local and State Economy

Total Expenditures: \$25,270,400

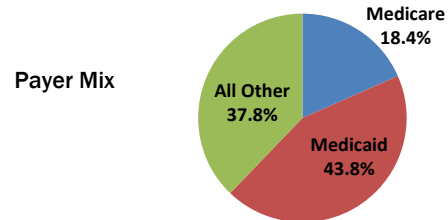
- 297 full-time equivalent jobs (salaried and contract), including key areas such as

Therapists	0	Dietary & Housekeeping	72
Nurses: 150 total, including		Contract Labor: 13 total, including	
■ Registered Nurses (RNs)	28	■ Nursing	0
■ Licensed Practical Nurses (LPNs)	25	■ Therapists	13
■ Certified Nursing Assistants (CNAs)	97	■ Other	0
Administrative	10	Plant Operations and Maintenance	9

- New Jersey nursing homes are subject to a quarterly assessment of \$11.92 per non-Medicare day. Annually, this tax totals \$624,358 for Jewish Home at Rockleigh.
- Total Employee Payroll: \$11,562,819
- Estimated State Income Taxes Paid by Employees: \$638,846

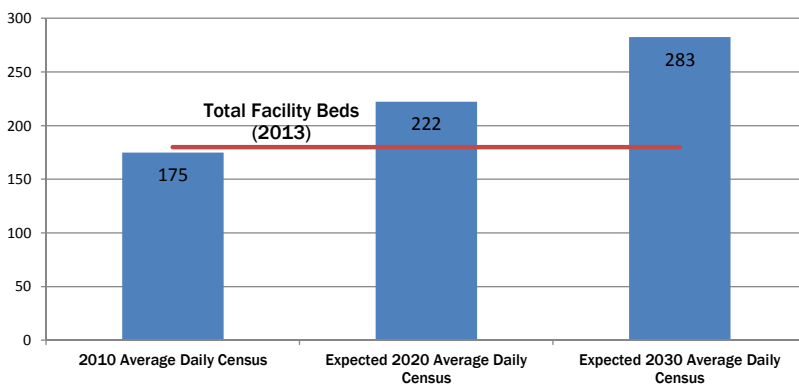
Statistical Profile

■ Medicare Ratings (from 1 to 5 stars)		Avg. Daily Census	Medicare 32.4	Medicaid 76.9	All Other 66.6	Total 175.9
Medicare Overall Rating	★★★★★	Avg. Length of Stay	35.8	1,080.2	202.5	134.9
Medicare Quality Measure Rating	★★★★★	Occupancy Rate	18.0%	42.7%	37.0%	97.7%
% Medicare Days in Ultra/Very High RUGs	89.3%					
Routine Cost per Day	\$333.20					
Total Beds	180					



- More than half of New Jersey's nursing home residents receive financial assistance from Medicaid, the health care program for low-income individuals that is funded by the federal and state governments. Medicaid pays nursing homes significantly lower than the cost of care. An American Health Care Association study indicates New Jersey Medicaid pays nursing homes 18 percent less than cost, resulting in an estimated \$500 million shortfall statewide between the Medicaid rate and the actual cost of care in 2013.

Community Need



New Jersey is striving to reduce institutional long term care use under Medicaid. However, the demographic trend for New Jersey indicates that nursing home bed capacity must remain stable to accommodate the need for advanced care among the oldest and frailest.

National data indicates that on average, 35 percent of people aged 65+ will enter a nursing home for varying lengths of stay. In addition, New Jersey's elderly population is projected to increase by 27.2 percent between 2010 and 2020, and by an additional 27.1 percent between 2020 and 2030, yielding approximately 1.9 million elderly residents by 2030.

The need for Jewish Home at Rockleigh's services will continue to increase as the Baby-Boom generation ages.



Note: Figures may not add due to rounding.

JFK HARTWYCK AT CEDAR BROOK

Ownership: Nonprofit

BPCI Model Participation: None

Annual Contributions to Local and State Economy

Total Expenditures: \$9,293,300

- 108 full-time equivalent jobs (salaried and contract), including key areas such as

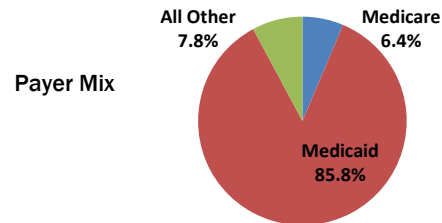
Therapists	0	Dietary & Housekeeping	18
Nurses: 67 total, including		Contract Labor: 0 total, including	
■ Registered Nurses (RNs)	15	■ Nursing	0
■ Licensed Practical Nurses (LPNs)	12	■ Therapists	0
■ Certified Nursing Assistants (CNAs)	40	■ Other	0
Administrative	11	Plant Operations and Maintenance	5

- New Jersey nursing homes are subject to a quarterly assessment of \$11.92 per non-Medicare day. Annually, this tax totals \$407,008 for JFK Hartwyck at Cedar Brook.
- Total Employee Payroll: \$4,674,599
- Estimated State Income Taxes Paid by Employees: \$258,272

Statistical Profile

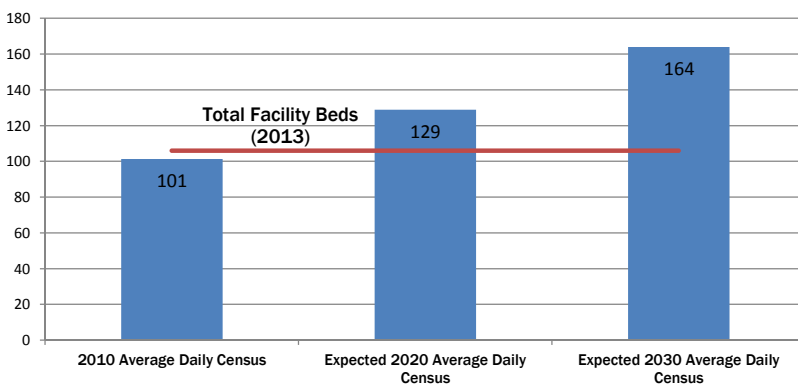
■ Medicare Ratings (from 1 to 5 stars)		Avg. Daily Census	Medicare 6.4	Medicaid 85.7	All Other 7.8	Total 99.9
Medicare Overall Rating	★★★	Avg. Length of Stay	66.7	590.4	83.9	299.0
Medicare Quality Measure Rating	★★	Occupancy Rate	6.0%	80.9%	7.4%	94.3%

% Medicare Days in Ultra/Very High RUGs	80.5%
Routine Cost per Day	\$224.65
Total Beds	106
<i>Inclusive of 20 Huntington's SCNF beds</i>	



- More than half of New Jersey's nursing home residents receive financial assistance from Medicaid, the health care program for low-income individuals that is funded by the federal and state governments. Medicaid pays nursing homes significantly lower than the cost of care. An American Health Care Association study indicates New Jersey Medicaid pays nursing homes 18 percent less than cost, resulting in an estimated \$500 million shortfall statewide between the Medicaid rate and the actual cost of care in 2013.

Community Need



New Jersey is striving to reduce institutional long term care use under Medicaid. However, the demographic trend for New Jersey indicates that nursing home bed capacity must remain stable to accommodate the need for advanced care among the oldest and frailest.

National data indicates that on average, 35 percent of people aged 65+ will enter a nursing home for varying lengths of stay. In addition, New Jersey's elderly population is projected to increase by 27.2 percent between 2010 and 2020, and by an additional 27.1 percent between 2020 and 2030, yielding approximately 1.9 million elderly residents by 2030.

The need for JFK Hartwyck at Cedar Brook's services will continue to increase as the Baby-Boom generation ages.

Note: Figures may not add due to rounding.



JFK HARTWYCK AT EDISON ESTATES

Ownership: Nonprofit

BPCI Model Participation: None

Annual Contributions to Local and State Economy

Total Expenditures: \$23,253,000

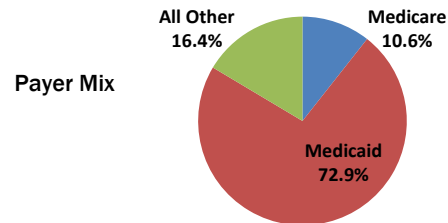
- 191 full-time equivalent jobs (salaried and contract), including key areas such as

Therapists	0	Dietary & Housekeeping	0
Nurses: 138 total, including		Contract Labor: 0 total, including	
■ Registered Nurses (RNs)	33	■ Nursing	0
■ Licensed Practical Nurses (LPNs)	30	■ Therapists	0
■ Certified Nursing Assistants (CNAs)	74	■ Other	0
Administrative	17	Plant Operations and Maintenance	8

- New Jersey nursing homes are subject to a quarterly assessment of \$11.92 per non-Medicare day. Annually, this tax totals \$896,122 for JFK Hartwyck at Edison Estates.
- Total Employee Payroll: \$8,925,764
- Estimated State Income Taxes Paid by Employees: \$493,148

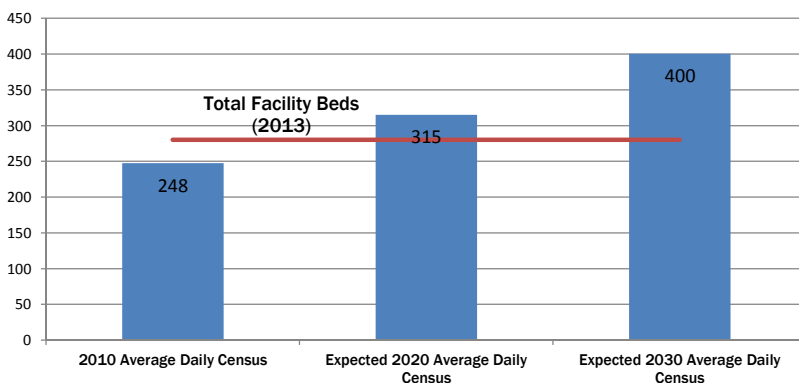
Statistical Profile

■ Medicare Ratings (from 1 to 5 stars)		Avg. Daily Census	Medicare 24.5	Medicaid 168.1	All Other 37.9	Total 230.5
Medicare Overall Rating	★★	Avg. Length of Stay	23.9	236.0	36.3	82.9
Medicare Quality Measure Rating	★★★★★	Occupancy Rate	8.7%	60.0%	13.5%	82.3%
% Medicare Days in Ultra/Very High RUGs	86.1%					
Routine Cost per Day	\$225.82					
Total Beds	280					



- More than half of New Jersey's nursing home residents receive financial assistance from Medicaid, the health care program for low-income individuals that is funded by the federal and state governments. Medicaid pays nursing homes significantly less than the cost of care. An American Health Care Association study indicates New Jersey Medicaid pays nursing homes 18 percent less than cost, resulting in an estimated \$500 million shortfall statewide between the Medicaid rate and the actual cost of care in 2013.

Community Need



New Jersey is striving to reduce institutional long term care use under Medicaid. However, the demographic trend for New Jersey indicates that nursing home bed capacity must remain stable to accommodate the need for advanced care among the oldest and frailest.

National data indicates that on average, 35 percent of people aged 65+ will enter a nursing home for varying lengths of stay. In addition, New Jersey's elderly population is projected to increase by 27.2 percent between 2010 and 2020, and by an additional 27.1 percent between 2020 and 2030, yielding approximately 1.9 million elderly residents by 2030.

The need for JFK Hartwyck at Edison Estates's services will continue to increase as the Baby-Boom generation ages.



Note: Figures may not add due to rounding.

JOB HAINES HOME FOR AGED PEOPLE

Ownership: Nonprofit

BPCI Model Participation: None

Annual Contributions to Local and State Economy

Total Expenditures: \$10,154,200

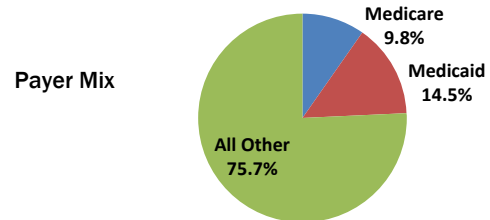
- 116 full-time equivalent jobs (salaried and contract), including key areas such as

Therapists	0	Dietary & Housekeeping	31
Nurses: 44 total, including		Contract Labor: 0 total, including	
■ Registered Nurses (RNs)	10	■ Nursing	0
■ Licensed Practical Nurses (LPNs)	9	■ Therapists	0
■ Certified Nursing Assistants (CNAs)	25	■ Other	0
Administrative	5	Plant Operations and Maintenance	5

- New Jersey nursing homes are subject to a quarterly assessment of \$11.92 per non-Medicare day. Annually, this tax totals \$359,901 for Job Haines Home for Aged People.
- Total Employee Payroll: \$4,963,656
- Estimated State Income Taxes Paid by Employees: \$274,242

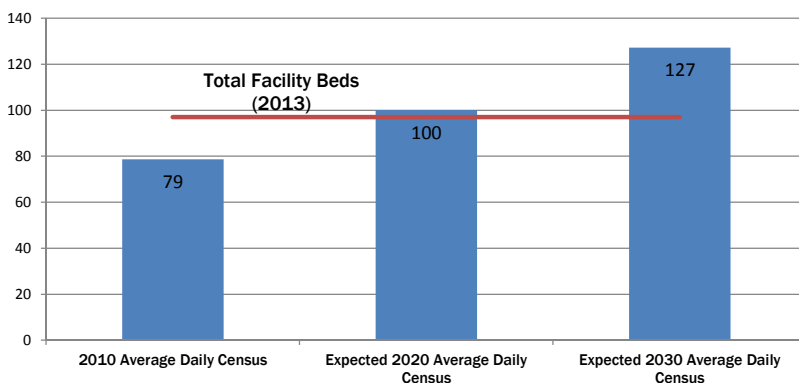
Statistical Profile

■ Medicare Ratings (from 1 to 5 stars)		Avg. Daily Census	Medicare 8.9	Medicaid 13.3	All Other 69.4	Total 91.7
Medicare Overall Rating	★★★★★	Avg. Length of Stay	23.3	539.3	1,490.5	201.6
Medicare Quality Measure Rating	★★★★★	Occupancy Rate	9.2%	13.7%	71.6%	94.5%
% Medicare Days in Ultra/Very High RUGs	92.8%					
Routine Cost per Day	\$167.47					
Total Beds	97					



- More than half of New Jersey's nursing home residents receive financial assistance from Medicaid, the health care program for low-income individuals that is funded by the federal and state governments. Medicaid pays nursing homes significantly lower than the cost of care. An American Health Care Association study indicates New Jersey Medicaid pays nursing homes 18 percent less than cost, resulting in an estimated \$500 million shortfall statewide between the Medicaid rate and the actual cost of care in 2013.

Community Need



New Jersey is striving to reduce institutional long term care use under Medicaid. However, the demographic trend for New Jersey indicates that nursing home bed capacity must remain stable to accommodate the need for advanced care among the oldest and frailest.

National data indicates that on average, 35 percent of people aged 65+ will enter a nursing home for varying lengths of stay. In addition, New Jersey's elderly population is projected to increase by 27.2 percent between 2010 and 2020, and by an additional 27.1 percent between 2020 and 2030, yielding approximately 1.9 million elderly residents by 2030.

The need for Job Haines Home for Aged People's services will continue to increase as the Baby-Boom generation ages.



Note: Figures may not add due to rounding.

KENNEDY HEALTH CARE CENTER

Ownership: Nonprofit

BPCI Model Participation: None

Annual Contributions to Local and State Economy

Total Expenditures: \$19,849,100

- 218 full-time equivalent jobs (salaried and contract), including key areas such as

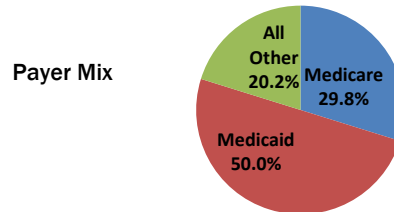
Therapists	0	Dietary & Housekeeping	36
Nurses: 133 total, including		Contract Labor: 23 total, including	
■ Registered Nurses (RNs)	40	■ Nursing	2
■ Licensed Practical Nurses (LPNs)	13	■ Therapists	20
■ Certified Nursing Assistants (CNAs)	79	■ Other	0
Administrative	9	Plant Operations and Maintenance	6

- New Jersey nursing homes are subject to a quarterly assessment of \$11.92 per non-Medicare day. Annually, this tax totals \$541,955 for Kennedy Health Care Center.
- Total Employee Payroll: \$8,630,641
- Estimated State Income Taxes Paid by Employees: \$476,843

Statistical Profile

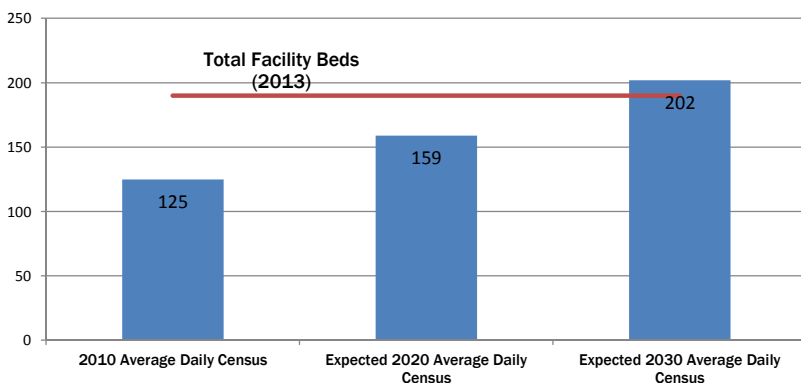
■ Medicare Ratings (from 1 to 5 stars)		Avg. Daily Census	Medicare 52.9	Medicaid 88.7	All Other 35.8	Total 177.5
Medicare Overall Rating	★★	Avg. Length of Stay	23.7	719.7	344.2	72.0
Medicare Quality Measure Rating	★★★	Occupancy Rate	27.9%	46.7%	18.9%	93.4%

% Medicare Days in Ultra/Very High RUGs	84.9%
Routine Cost per Day	\$238.83
Total Beds	190



- More than half of New Jersey's nursing home residents receive financial assistance from Medicaid, the health care program for low-income individuals that is funded by the federal and state governments. Medicaid pays nursing homes significantly lower than the cost of care. An American Health Care Association study indicates New Jersey Medicaid pays nursing homes 18 percent less than cost, resulting in an estimated \$500 million shortfall statewide between the Medicaid rate and the actual cost of care in 2013.

Community Need



New Jersey is striving to reduce institutional long term care use under Medicaid. However, the demographic trend for New Jersey indicates that nursing home bed capacity must remain stable to accommodate the need for advanced care among the oldest and frailest.

National data indicates that on average, 35 percent of people aged 65+ will enter a nursing home for varying lengths of stay. In addition, New Jersey's elderly population is projected to increase by 27.2 percent between 2010 and 2020, and by an additional 27.1 percent between 2020 and 2030, yielding approximately 1.9 million elderly residents by 2030.

The need for Kennedy Health Care Center's services will continue to increase as the Baby-Boom generation ages.



Note: Figures may not add due to rounding.

KING JAMES CARE CENTER OF CHATHAM

Ownership: For-profit

BPCI Model Participation: None

Annual Contributions to Local and State Economy

Total Expenditures: \$8,515,700

- 74 full-time equivalent jobs (salaried and contract), including key areas such as

Therapists	0	Dietary & Housekeeping	9
Nurses: 40 total, including		Contract Labor: 5 total, including	
■ Registered Nurses (RNs)	6	■ Nursing	0
■ Licensed Practical Nurses (LPNs)	3	■ Therapists	5
■ Certified Nursing Assistants (CNAs)	31	■ Other	0
Administrative	3	Plant Operations and Maintenance	5

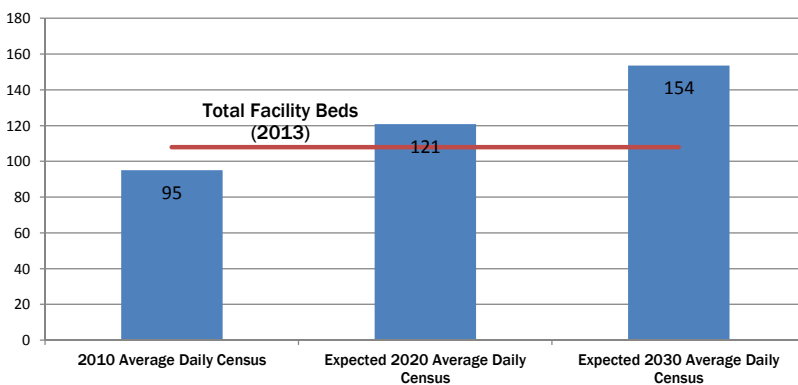
- New Jersey nursing homes are subject to a quarterly assessment of \$11.92 per non-Medicare day. Annually, this tax totals \$259,343 for King James Care Center of Chatham.
- Total Employee Payroll: \$3,840,322
- Estimated State Income Taxes Paid by Employees: \$212,178

Statistical Profile

■ Medicare Ratings (from 1 to 5 stars)		Avg. Daily Census	Medicare 16.0	Medicaid 23.6	All Other 36.0	Total 75.6
Medicare Overall Rating	★★	Avg. Length of Stay	37.8	538.8	202.1	117.0
Medicare Quality Measure Rating	★★★	Occupancy Rate	14.9%	21.9%	33.3%	70.0%
% Medicare Days in Ultra/Very High RUGs	92.6%					
Routine Cost per Day	\$250.64					
Total Beds	108					

- More than half of New Jersey's nursing home residents receive financial assistance from Medicaid, the health care program for low-income individuals that is funded by the federal and state governments. Medicaid pays nursing homes significantly lower than the cost of care. An American Health Care Association study indicates New Jersey Medicaid pays nursing homes 18 percent less than cost, resulting in an estimated \$500 million shortfall statewide between the Medicaid rate and the actual cost of care in 2013.

Community Need



New Jersey is striving to reduce institutional long term care use under Medicaid. However, the demographic trend for New Jersey indicates that nursing home bed capacity must remain stable to accommodate the need for advanced care among the oldest and frailest.

National data indicates that on average, 35 percent of people aged 65+ will enter a nursing home for varying lengths of stay. In addition, New Jersey's elderly population is projected to increase by 27.2 percent between 2010 and 2020, and by an additional 27.1 percent between 2020 and 2030, yielding approximately 1.9 million elderly residents by 2030.

The need for King James Care Center of Chatham's services will continue to increase as the Baby-Boom generation ages.



Note: Figures may not add due to rounding.

KING MANOR CARE AND REHABILITATION CENTER

Ownership: For-profit

BPCI Model Participation: None

Annual Contributions to Local and State Economy

Total Expenditures: \$10,336,500

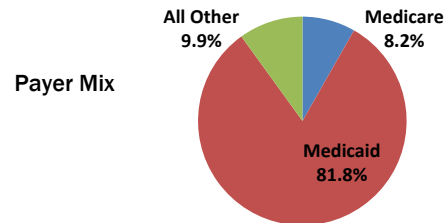
- 76 full-time equivalent jobs (salaried and contract), including key areas such as

Therapists	0	Dietary & Housekeeping	1
Nurses: 2 total, including		Contract Labor: 58 total, including	
■ Registered Nurses (RNs)	0	■ Nursing	54
■ Licensed Practical Nurses (LPNs)	0	■ Therapists	4
■ Certified Nursing Assistants (CNAs)	1	■ Other	0
Administrative	7	Plant Operations and Maintenance	0

- New Jersey nursing homes are subject to a quarterly assessment of \$11.92 per non-Medicare day. Annually, this tax totals \$357,719 for King Manor Care and Rehabilitation Center.
- Total Employee Payroll: \$1,060,110
- Estimated State Income Taxes Paid by Employees: \$58,571

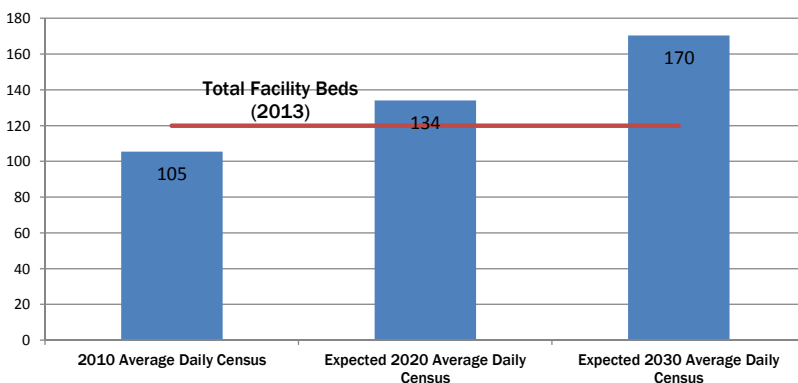
Statistical Profile

■ Medicare Ratings (from 1 to 5 stars)		Avg. Daily Census	Medicare 7.4	Medicaid 73.3	All Other 8.9	Total 89.6
Medicare Overall Rating	★★★	Avg. Length of Stay	50.9	287.8	130.0	191.3
Medicare Quality Measure Rating	★★★	Occupancy Rate	6.2%	61.1%	7.4%	74.7%
% Medicare Days in Ultra/Very High RUGs	71.0%					
Routine Cost per Day	\$283.93					
Total Beds	120					



- More than half of New Jersey's nursing home residents receive financial assistance from Medicaid, the health care program for low-income individuals that is funded by the federal and state governments. Medicaid pays nursing homes significantly lower than the cost of care. An American Health Care Association study indicates New Jersey Medicaid pays nursing homes 18 percent less than cost, resulting in an estimated \$500 million shortfall statewide between the Medicaid rate and the actual cost of care in 2013.

Community Need



New Jersey is striving to reduce institutional long term care use under Medicaid. However, the demographic trend for New Jersey indicates that nursing home bed capacity must remain stable to accommodate the need for advanced care among the oldest and frailest.

National data indicates that on average, 35 percent of people aged 65+ will enter a nursing home for varying lengths of stay. In addition, New Jersey's elderly population is projected to increase by 27.2 percent between 2010 and 2020, and by an additional 27.1 percent between 2020 and 2030, yielding approximately 1.9 million elderly residents by 2030.

The need for King Manor Care and Rehabilitation Center's services will continue to increase as the Baby-Boom generation ages.



Note: Figures may not add due to rounding.

KRESSON VIEW CENTER

Ownership: For-profit

BPCI Model Participation: None

Annual Contributions to Local and State Economy

Total Expenditures: \$22,871,200

- 212 full-time equivalent jobs (salaried and contract), including key areas such as

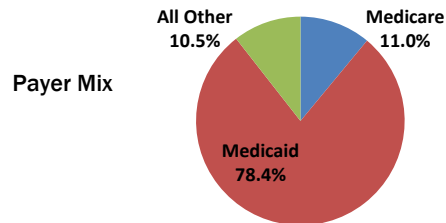
Therapists	0	Dietary & Housekeeping	41
Nurses: 137 total, including		Contract Labor: 13 total, including	
■ Registered Nurses (RNs)	28	■ Nursing	0
■ Licensed Practical Nurses (LPNs)	30	■ Therapists	13
■ Certified Nursing Assistants (CNAs)	79	■ Other	0
Administrative	10	Plant Operations and Maintenance	3

- New Jersey nursing homes are subject to a quarterly assessment of \$11.92 per non-Medicare day. Annually, this tax totals \$831,420 for Kresson View Center.
- Total Employee Payroll: \$7,991,808
- Estimated State Income Taxes Paid by Employees: \$441,547

Statistical Profile

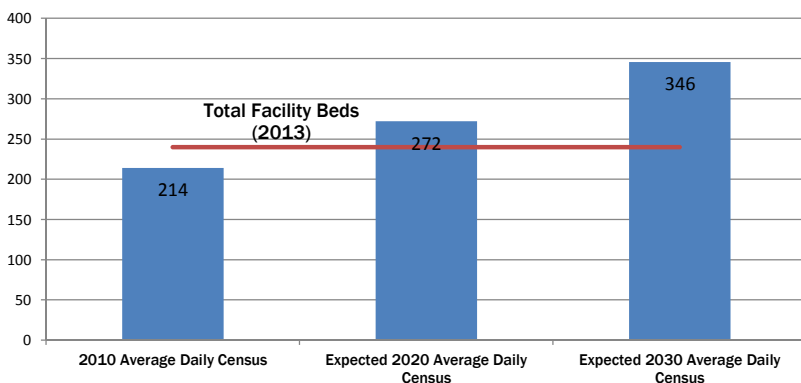
■ Medicare Ratings (from 1 to 5 stars)		Avg. Daily Census	Medicare 23.7	Medicaid 168.4	All Other 22.7	Total 214.8
Medicare Overall Rating	★★★	Avg. Length of Stay	65.6	499.9	43.7	176.6
Medicare Quality Measure Rating	★	Occupancy Rate	9.9%	70.2%	9.4%	89.5%

% Medicare Days in Ultra/Very High RUGs	68.8%
Routine Cost per Day	\$238.41
Total Beds	240



- More than half of New Jersey's nursing home residents receive financial assistance from Medicaid, the health care program for low-income individuals that is funded by the federal and state governments. Medicaid pays nursing homes significantly lower than the cost of care. An American Health Care Association study indicates New Jersey Medicaid pays nursing homes 18 percent less than cost, resulting in an estimated \$500 million shortfall statewide between the Medicaid rate and the actual cost of care in 2013.

Community Need



New Jersey is striving to reduce institutional long term care use under Medicaid. However, the demographic trend for New Jersey indicates that nursing home bed capacity must remain stable to accommodate the need for advanced care among the oldest and frailest.

National data indicates that on average, 35 percent of people aged 65+ will enter a nursing home for varying lengths of stay. In addition, New Jersey's elderly population is projected to increase by 27.2 percent between 2010 and 2020, and by an additional 27.1 percent between 2020 and 2030, yielding approximately 1.9 million elderly residents by 2030.

The need for Kresson View Center's services will continue to increase as the Baby-Boom generation ages.



Note: Figures may not add due to rounding.

LAKELAND HEALTH CARE CENTER

Ownership: For-profit

BPCI Model Participation: None

Annual Contributions to Local and State Economy

Total Expenditures: \$14,402,100

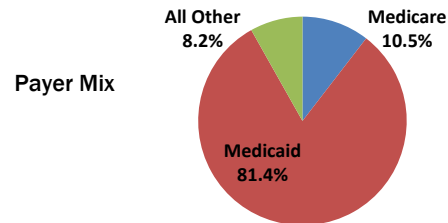
- 159 full-time equivalent jobs (salaried and contract), including key areas such as

Therapists	0	Dietary & Housekeeping	38
Nurses: 0 total, including		Contract Labor: 107 total, including	
■ Registered Nurses (RNs)	0	■ Nursing	100
■ Licensed Practical Nurses (LPNs)	0	■ Therapists	7
■ Certified Nursing Assistants (CNAs)	0	■ Other	0
Administrative	9	Plant Operations and Maintenance	3

- New Jersey nursing homes are subject to a quarterly assessment of \$11.92 per non-Medicare day. Annually, this tax totals \$689,584 for Lakeland Health Care Center.
- Total Employee Payroll: \$1,679,802
- Estimated State Income Taxes Paid by Employees: \$92,809

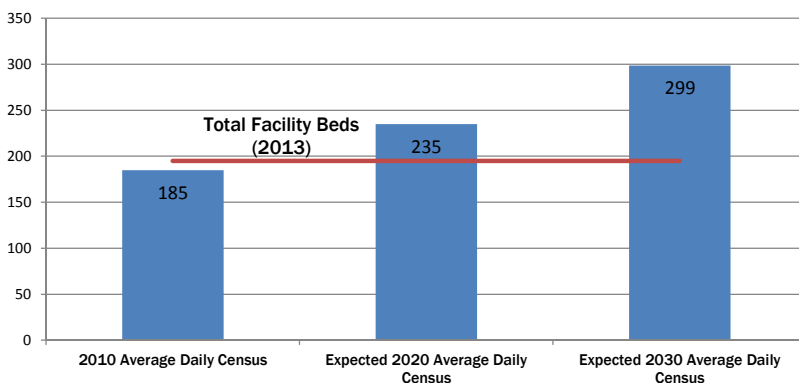
Statistical Profile

■ Medicare Ratings (from 1 to 5 stars)		Avg. Daily Census	Medicare 18.5	Medicaid 144.1	All Other 14.4	Total 177.0
Medicare Overall Rating	★★★★	Avg. Length of Stay	65.1	332.8	50.7	176.5
Medicare Quality Measure Rating	★★★★★	Occupancy Rate	9.5%	73.9%	7.4%	90.8%
% Medicare Days in Ultra/Very High RUGs	81.6%					
Routine Cost per Day	\$196.76					
Total Beds	195					



- More than half of New Jersey's nursing home residents receive financial assistance from Medicaid, the health care program for low-income individuals that is funded by the federal and state governments. Medicaid pays nursing homes significantly less than the cost of care. An American Health Care Association study indicates New Jersey Medicaid pays nursing homes 18 percent less than cost, resulting in an estimated \$500 million shortfall statewide between the Medicaid rate and the actual cost of care in 2013.

Community Need



New Jersey is striving to reduce institutional long term care use under Medicaid. However, the demographic trend for New Jersey indicates that nursing home bed capacity must remain stable to accommodate the need for advanced care among the oldest and frailest.

National data indicates that on average, 35 percent of people aged 65+ will enter a nursing home for varying lengths of stay. In addition, New Jersey's elderly population is projected to increase by 27.2 percent between 2010 and 2020, and by an additional 27.1 percent between 2020 and 2030, yielding approximately 1.9 million elderly residents by 2030.

The need for Lakeland Health Care Center's services will continue to increase as the Baby-Boom generation ages.



Note: Figures may not add due to rounding.

LAUREL BAY HEALTH & REHABILITATION CENTER

Ownership: For-profit

BPCI Model Participation: None

Annual Contributions to Local and State Economy

Total Expenditures: \$8,520,200

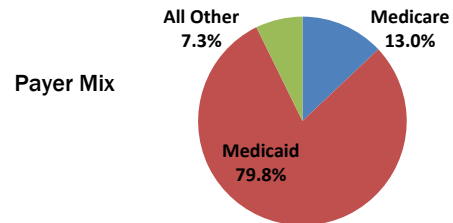
- 103 full-time equivalent jobs (salaried and contract), including key areas such as

Therapists	0	Dietary & Housekeeping	23
Nurses: 58 total, including		Contract Labor: 5 total, including	
■ Registered Nurses (RNs)	6	■ Nursing	1
■ Licensed Practical Nurses (LPNs)	18	■ Therapists	4
■ Certified Nursing Assistants (CNAs)	34	■ Other	0
Administrative	4	Plant Operations and Maintenance	3

- New Jersey nursing homes are subject to a quarterly assessment of \$11.92 per non-Medicare day. Annually, this tax totals \$336,621 for Laurel Bay Health & Rehabilitation Center.
- Total Employee Payroll: \$3,741,864
- Estimated State Income Taxes Paid by Employees: \$206,738

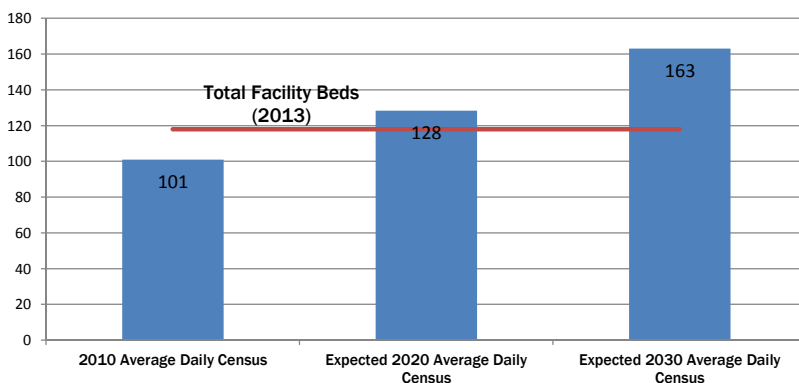
Statistical Profile

■ Medicare Ratings (from 1 to 5 stars)		Avg. Daily Census	Medicare 11.5	Medicaid 70.9	All Other 6.5	Total 88.9
Medicare Overall Rating	★★★	Avg. Length of Stay	36.3	246.5	38.0	114.7
Medicare Quality Measure Rating	★★★★	Occupancy Rate	9.8%	60.1%	5.5%	75.3%
% Medicare Days in Ultra/Very High RUGs	78.4%					
Routine Cost per Day	\$209.92					
Total Beds	118					



- More than half of New Jersey's nursing home residents receive financial assistance from Medicaid, the health care program for low-income individuals that is funded by the federal and state governments. Medicaid pays nursing homes significantly lower than the cost of care. An American Health Care Association study indicates New Jersey Medicaid pays nursing homes 18 percent less than cost, resulting in an estimated \$500 million shortfall statewide between the Medicaid rate and the actual cost of care in 2013.

Community Need



New Jersey is striving to reduce institutional long term care use under Medicaid. However, the demographic trend for New Jersey indicates that nursing home bed capacity must remain stable to accommodate the need for advanced care among the oldest and frailest.

National data indicates that on average, 35 percent of people aged 65+ will enter a nursing home for varying lengths of stay. In addition, New Jersey's elderly population is projected to increase by 27.2 percent between 2010 and 2020, and by an additional 27.1 percent between 2020 and 2030, yielding approximately 1.9 million elderly residents by 2030.

The need for Laurel Bay Health & Rehabilitation Center's services will continue to increase as the Baby-Boom generation ages.



Note: Figures may not add due to rounding.

LAUREL MANOR HEALTHCARE AND REHABILITATION CENTER

Ownership: For-profit

BPCI Model Participation: None

Annual Contributions to Local and State Economy

Total Expenditures: \$8,353,300

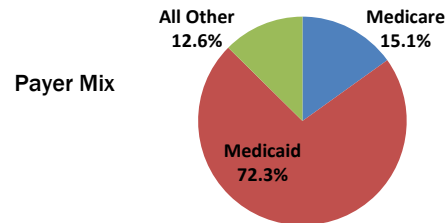
- 89 full-time equivalent jobs (salaried and contract), including key areas such as

Therapists	0	Dietary & Housekeeping	13
Nurses: 50 total, including		Contract Labor: 5 total, including	
■ Registered Nurses (RNs)	7	■ Nursing	0
■ Licensed Practical Nurses (LPNs)	13	■ Therapists	5
■ Certified Nursing Assistants (CNAs)	30	■ Other	0
Administrative	10	Plant Operations and Maintenance	2

- New Jersey nursing homes are subject to a quarterly assessment of \$11.92 per non-Medicare day. Annually, this tax totals \$335,262 for Laurel Manor Healthcare and Rehabilitation Center.
- Total Employee Payroll: \$3,350,510
- Estimated State Income Taxes Paid by Employees: \$185,116

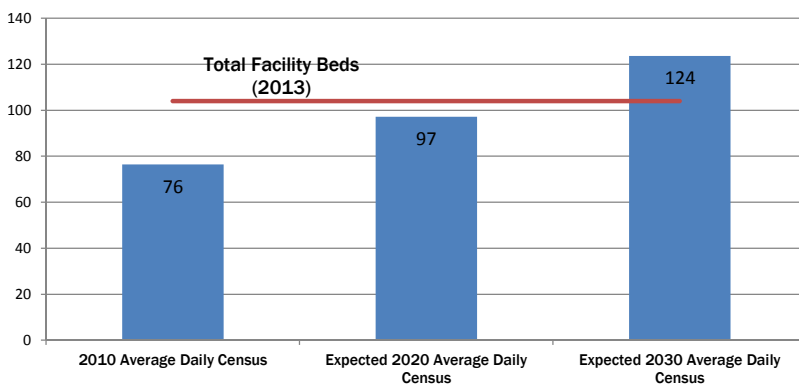
Statistical Profile

■ Medicare Ratings (from 1 to 5 stars)		Avg. Daily Census	Medicare 13.7	Medicaid 65.6	All Other 11.4	Total 90.8
Medicare Overall Rating	★★★★	Avg. Length of Stay	40.0	342.1	49.7	118.7
Medicare Quality Measure Rating	★★★★★	Occupancy Rate	13.2%	63.1%	11.0%	87.3%
% Medicare Days in Ultra/Very High RUGs	88.5%					
Routine Cost per Day	\$200.90					
Total Beds	104					



- More than half of New Jersey's nursing home residents receive financial assistance from Medicaid, the health care program for low-income individuals that is funded by the federal and state governments. Medicaid pays nursing homes significantly lower than the cost of care. An American Health Care Association study indicates New Jersey Medicaid pays nursing homes 18 percent less than cost, resulting in an estimated \$500 million shortfall statewide between the Medicaid rate and the actual cost of care in 2013.

Community Need



New Jersey is striving to reduce institutional long term care use under Medicaid. However, the demographic trend for New Jersey indicates that nursing home bed capacity must remain stable to accommodate the need for advanced care among the oldest and frailest.

National data indicates that on average, 35 percent of people aged 65+ will enter a nursing home for varying lengths of stay. In addition, New Jersey's elderly population is projected to increase by 27.2 percent between 2010 and 2020, and by an additional 27.1 percent between 2020 and 2030, yielding approximately 1.9 million elderly residents by 2030.

The need for Laurel Manor Healthcare and Rehabilitation Center's services will continue to increase as the Baby-Boom generation ages.



Note: Figures may not add due to rounding.

LAURELTON VILLAGE

Ownership: For-profit

BPCI Model Participation: None

Annual Contributions to Local and State Economy

Total Expenditures: \$13,602,900

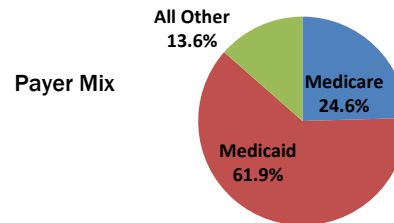
- 109 full-time equivalent jobs (salaried and contract), including key areas such as

Therapists	0	Dietary & Housekeeping	0
Nurses: 74 total, including		Contract Labor: 13 total, including	
■ Registered Nurses (RNs)	14	■ Nursing	0
■ Licensed Practical Nurses (LPNs)	16	■ Therapists	13
■ Certified Nursing Assistants (CNAs)	44	■ Other	0
Administrative	7	Plant Operations and Maintenance	2

- New Jersey nursing homes are subject to a quarterly assessment of \$11.92 per non-Medicare day. Annually, this tax totals \$386,983 for Laurelton Village.
- Total Employee Payroll: \$4,459,739
- Estimated State Income Taxes Paid by Employees: \$246,401

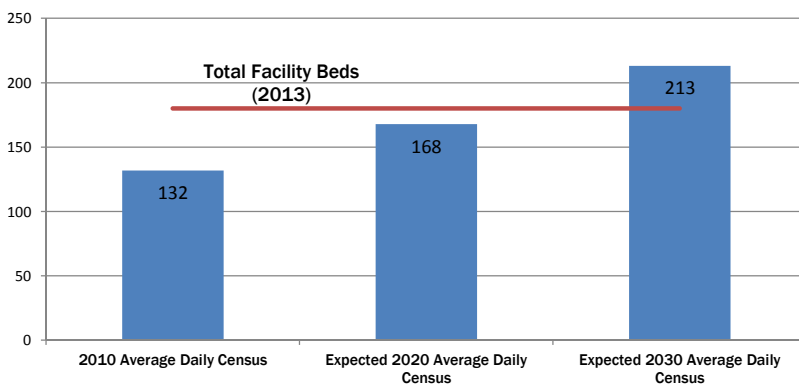
Statistical Profile

■ Medicare Ratings (from 1 to 5 stars)		Avg. Daily Census	Medicare 29.0	Medicaid 73.0	All Other 16.0	Total 117.9
Medicare Overall Rating	★★★	Avg. Length of Stay	30.0	493.2	41.1	78.5
Medicare Quality Measure Rating	★★★★★	Occupancy Rate	16.1%	40.5%	8.9%	65.5%
% Medicare Days in Ultra/Very High RUGs	86.7%					
Routine Cost per Day	\$221.44					
Total Beds	180					



- More than half of New Jersey's nursing home residents receive financial assistance from Medicaid, the health care program for low-income individuals that is funded by the federal and state governments. Medicaid pays nursing homes significantly less than the cost of care. An American Health Care Association study indicates New Jersey Medicaid pays nursing homes 18 percent less than cost, resulting in an estimated \$500 million shortfall statewide between the Medicaid rate and the actual cost of care in 2013.

Community Need



New Jersey is striving to reduce institutional long term care use under Medicaid. However, the demographic trend for New Jersey indicates that nursing home bed capacity must remain stable to accommodate the need for advanced care among the oldest and frailest.

National data indicates that on average, 35 percent of people aged 65+ will enter a nursing home for varying lengths of stay. In addition, New Jersey's elderly population is projected to increase by 27.2 percent between 2010 and 2020, and by an additional 27.1 percent between 2020 and 2030, yielding approximately 1.9 million elderly residents by 2030.

The need for Laurelton Village's services will continue to increase as the Baby-Boom generation ages.



Note: Figures may not add due to rounding.

LEISURE CHATEAU REHABILITATION

Ownership: For-profit

BPCI Model Participation: None

Annual Contributions to Local and State Economy

Total Expenditures: \$22,461,100

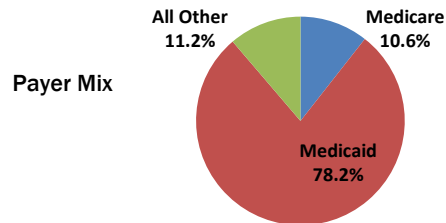
- 185 full-time equivalent jobs (salaried and contract), including key areas such as

Therapists	0	Dietary & Housekeeping	2
Nurses: 6 total, including		Contract Labor: 152 total, including	
■ Registered Nurses (RNs)	1	■ Nursing	143
■ Licensed Practical Nurses (LPNs)	1	■ Therapists	9
■ Certified Nursing Assistants (CNAs)	4	■ Other	0
Administrative	11	Plant Operations and Maintenance	0

- New Jersey nursing homes are subject to a quarterly assessment of \$11.92 per non-Medicare day. Annually, this tax totals \$820,334 for Leisure Chateau Rehabilitation.
- Total Employee Payroll: \$2,113,356
- Estimated State Income Taxes Paid by Employees: \$116,763

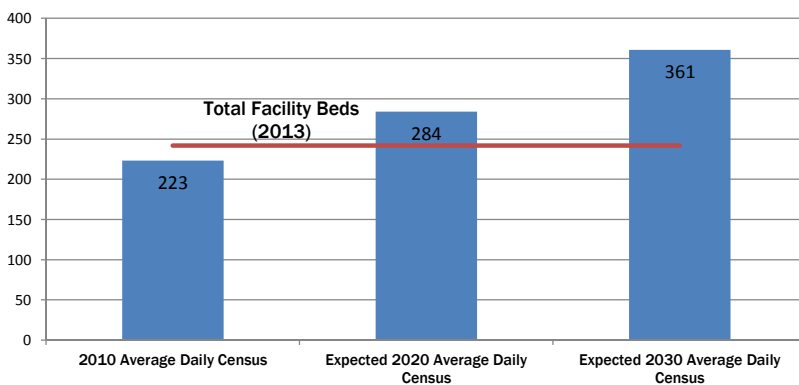
Statistical Profile

■ Medicare Ratings (from 1 to 5 stars)		Avg. Daily Census	Medicare 22.4	Medicaid 164.9	All Other 23.7	Total 210.9
Medicare Overall Rating	★★★★	Avg. Length of Stay	40.2	316.7	56.5	141.0
Medicare Quality Measure Rating	★	Occupancy Rate	9.2%	68.1%	9.8%	87.2%
% Medicare Days in Ultra/Very High RUGs	68.8%					
Routine Cost per Day	\$255.66					
Total Beds	242					



- More than half of New Jersey's nursing home residents receive financial assistance from Medicaid, the health care program for low-income individuals that is funded by the federal and state governments. Medicaid pays nursing homes significantly less than the cost of care. An American Health Care Association study indicates New Jersey Medicaid pays nursing homes 18 percent less than cost, resulting in an estimated \$500 million shortfall statewide between the Medicaid rate and the actual cost of care in 2013.

Community Need



New Jersey is striving to reduce institutional long term care use under Medicaid. However, the demographic trend for New Jersey indicates that nursing home bed capacity must remain stable to accommodate the need for advanced care among the oldest and frailest.

National data indicates that on average, 35 percent of people aged 65+ will enter a nursing home for varying lengths of stay. In addition, New Jersey's elderly population is projected to increase by 27.2 percent between 2010 and 2020, and by an additional 27.1 percent between 2020 and 2030, yielding approximately 1.9 million elderly residents by 2030.

The need for Leisure Chateau Rehabilitation's services will continue to increase as the Baby-Boom generation ages.



Note: Figures may not add due to rounding.

LEISURE PARK HEALTH CENTER

Ownership: For-profit

BPCI Model Participation: None

Annual Contributions to Local and State Economy

Total Expenditures: \$19,477,300

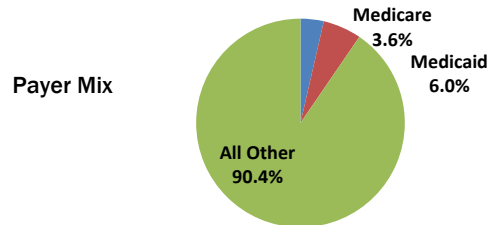
- 204 full-time equivalent jobs (salaried and contract), including key areas such as

Therapists	0	Dietary & Housekeeping	80
Nurses: 35 total, including		Contract Labor: 0 total, including	
■ Registered Nurses (RNs)	5	■ Nursing	0
■ Licensed Practical Nurses (LPNs)	11	■ Therapists	0
■ Certified Nursing Assistants (CNAs)	19	■ Other	0
Administrative	20	Plant Operations and Maintenance	7

- New Jersey nursing homes are subject to a quarterly assessment of \$11.92 per non-Medicare day. Annually, this tax totals \$1,756,960 for Leisure Park Health Center.
- Total Employee Payroll: \$6,766,506
- Estimated State Income Taxes Paid by Employees: \$373,849

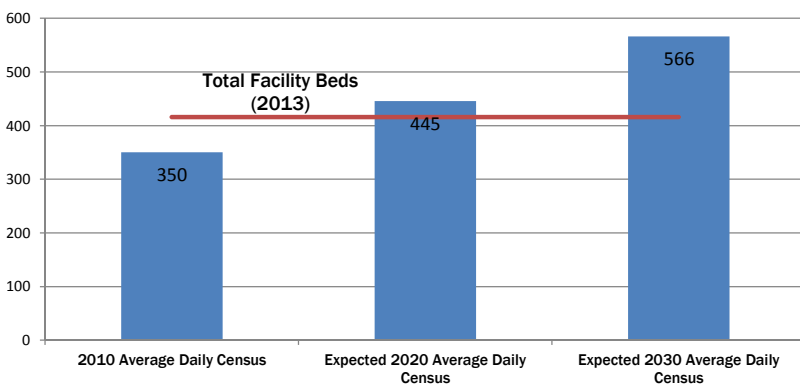
Statistical Profile

■ Medicare Ratings (from 1 to 5 stars)		Avg. Daily Census	Medicare 15.1	Medicaid 25.0	All Other 378.9	Total 418.9
Medicare Overall Rating	★★★★★	Avg. Length of Stay	35.5	1,138.8	755.7	441.9
Medicare Quality Measure Rating	★★★★	Occupancy Rate	3.6%	6.0%	91.1%	100.7%
% Medicare Days in Ultra/Very High RUGs	80.9%					
Routine Cost per Day	\$25.84					
Total Beds	416					



- More than half of New Jersey's nursing home residents receive financial assistance from Medicaid, the health care program for low-income individuals that is funded by the federal and state governments. Medicaid pays nursing homes significantly lower than the cost of care. An American Health Care Association study indicates New Jersey Medicaid pays nursing homes 18 percent less than cost, resulting in an estimated \$500 million shortfall statewide between the Medicaid rate and the actual cost of care in 2013.

Community Need



New Jersey is striving to reduce institutional long term care use under Medicaid. However, the demographic trend for New Jersey indicates that nursing home bed capacity must remain stable to accommodate the need for advanced care among the oldest and frailest.

National data indicates that on average, 35 percent of people aged 65+ will enter a nursing home for varying lengths of stay. In addition, New Jersey's elderly population is projected to increase by 27.2 percent between 2010 and 2020, and by an additional 27.1 percent between 2020 and 2030, yielding approximately 1.9 million elderly residents by 2030.

The need for Leisure Park Health Center's services will continue to increase as the Baby-Boom generation ages.



Note: Figures may not add due to rounding.

LIBERTY ROYAL REHAB AND HCC

Ownership: For-profit

BPCI Model Participation: None

Annual Contributions to Local and State Economy

Total Expenditures: \$7,590,900

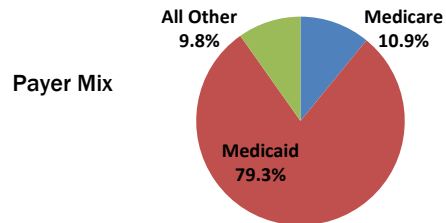
- 75 full-time equivalent jobs (salaried and contract), including key areas such as

Therapists	1	Dietary & Housekeeping	10
Nurses: 45 total, including		Contract Labor: 5 total, including	
■ Registered Nurses (RNs)	6	■ Nursing	1
■ Licensed Practical Nurses (LPNs)	13	■ Therapists	4
■ Certified Nursing Assistants (CNAs)	27	■ Other	0
Administrative	5	Plant Operations and Maintenance	1

- New Jersey nursing homes are subject to a quarterly assessment of \$11.92 per non-Medicare day. Annually, this tax totals \$295,282 for Liberty Royal Rehab and HCC.
- Total Employee Payroll: \$3,238,920
- Estimated State Income Taxes Paid by Employees: \$178,950

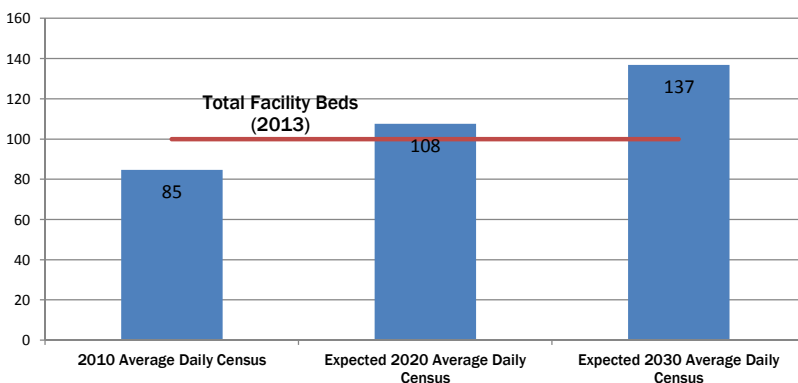
Statistical Profile

■ Medicare Ratings (from 1 to 5 stars)		Avg. Daily Census	Medicare 8.3	Medicaid 60.4	All Other 7.4	Total 76.2
Medicare Overall Rating	★★	Avg. Length of Stay	47.5	253.5	71.5	147.1
Medicare Quality Measure Rating	★★★★★	Occupancy Rate	8.3%	60.4%	7.4%	76.2%
% Medicare Days in Ultra/Very High RUGs	75.2%					
Routine Cost per Day	\$239.34					
Total Beds	100					



- More than half of New Jersey's nursing home residents receive financial assistance from Medicaid, the health care program for low-income individuals that is funded by the federal and state governments. Medicaid pays nursing homes significantly lower than the cost of care. An American Health Care Association study indicates New Jersey Medicaid pays nursing homes 18 percent less than cost, resulting in an estimated \$500 million shortfall statewide between the Medicaid rate and the actual cost of care in 2013.

Community Need



New Jersey is striving to reduce institutional long term care use under Medicaid. However, the demographic trend for New Jersey indicates that nursing home bed capacity must remain stable to accommodate the need for advanced care among the oldest and frailest.

National data indicates that on average, 35 percent of people aged 65+ will enter a nursing home for varying lengths of stay. In addition, New Jersey's elderly population is projected to increase by 27.2 percent between 2010 and 2020, and by an additional 27.1 percent between 2020 and 2030, yielding approximately 1.9 million elderly residents by 2030.

The need for Liberty Royal Rehab and HCC's services will continue to increase as the Baby-Boom generation ages.



Note: Figures may not add due to rounding.

LINCOLN PARK CARE CENTER

Ownership: For-profit

BPCI Model Participation: None

Annual Contributions to Local and State Economy

Total Expenditures: \$39,850,300

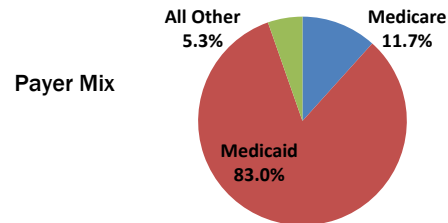
- 526 full-time equivalent jobs (salaried and contract), including key areas such as

Therapists	25	Dietary & Housekeeping	92
Nurses: 315 total, including		Contract Labor: 7 total, including	
■ Registered Nurses (RNs)	62	■ Nursing	2
■ Licensed Practical Nurses (LPNs)	54	■ Therapists	5
■ Certified Nursing Assistants (CNAs)	199	■ Other	0
Administrative	32	Plant Operations and Maintenance	4

- New Jersey nursing homes are subject to a quarterly assessment of \$11.92 per non-Medicare day. Annually, this tax totals \$2,040,323 for Lincoln Park Care Center.
- Total Employee Payroll: \$23,592,196
- Estimated State Income Taxes Paid by Employees: \$1,303,469

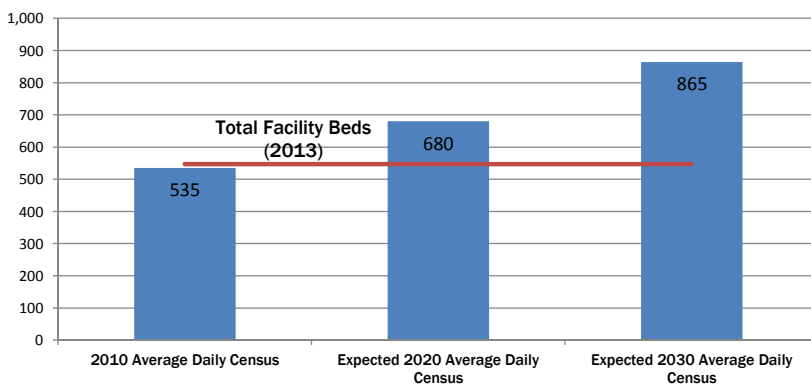
Statistical Profile

■ Medicare Ratings (from 1 to 5 stars)		Avg. Daily Census	Medicare 61.9	Medicaid 440.6	All Other 28.4	Total 530.9
Medicare Overall Rating	★★★★	Avg. Length of Stay	30.3	470.2	28.9	133.9
Medicare Quality Measure Rating	★★★★★	Occupancy Rate	11.3%	80.5%	5.2%	97.1%
% Medicare Days in Ultra/Very High RUGs	94.4%					
Routine Cost per Day	\$176.77					
Total Beds	547					



- More than half of New Jersey's nursing home residents receive financial assistance from Medicaid, the health care program for low-income individuals that is funded by the federal and state governments. Medicaid pays nursing homes significantly less than the cost of care. An American Health Care Association study indicates New Jersey Medicaid pays nursing homes 18 percent less than cost, resulting in an estimated \$500 million shortfall statewide between the Medicaid rate and the actual cost of care in 2013.

Community Need



New Jersey is striving to reduce institutional long term care use under Medicaid. However, the demographic trend for New Jersey indicates that nursing home bed capacity must remain stable to accommodate the need for advanced care among the oldest and frailest.

National data indicates that on average, 35 percent of people aged 65+ will enter a nursing home for varying lengths of stay. In addition, New Jersey's elderly population is projected to increase by 27.2 percent between 2010 and 2020, and by an additional 27.1 percent between 2020 and 2030, yielding approximately 1.9 million elderly residents by 2030.

The need for Lincoln Park Care Center's services will continue to increase as the Baby-Boom generation ages.



Note: Figures may not add due to rounding.

LINCOLN PARK RENAISSANCE REHAB & NURSING

Ownership: For-profit

BPCI Model Participation: None

Annual Contributions to Local and State Economy

Total Expenditures: \$14,141,900

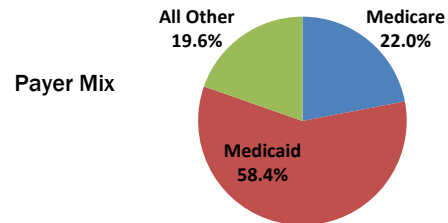
- 182 full-time equivalent jobs (salaried and contract), including key areas such as

Therapists	8	Dietary & Housekeeping	36
Nurses: 105 total, including		Contract Labor: 5 total, including	
■ Registered Nurses (RNs)	16	■ Nursing	0
■ Licensed Practical Nurses (LPNs)	15	■ Therapists	5
■ Certified Nursing Assistants (CNAs)	73	■ Other	0
Administrative	8	Plant Operations and Maintenance	4

- New Jersey nursing homes are subject to a quarterly assessment of \$11.92 per non-Medicare day. Annually, this tax totals \$531,191 for Lincoln Park Renaissance Rehab & Nursing.
- Total Employee Payroll: \$7,523,209
- Estimated State Income Taxes Paid by Employees: \$415,657

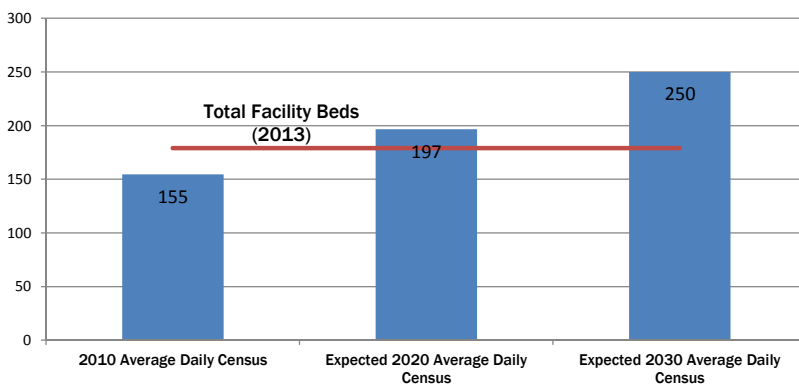
Statistical Profile

■ Medicare Ratings (from 1 to 5 stars)		Avg. Daily Census	Medicare 34.5	Medicaid 91.4	All Other 30.7	Total 156.6
Medicare Overall Rating	★★★★	Avg. Length of Stay	35.8	641.5	113.2	113.6
Medicare Quality Measure Rating	★★★	Occupancy Rate	19.3%	51.1%	17.2%	87.5%
% Medicare Days in Ultra/Very High RUGs	96.1%					
Routine Cost per Day	\$205.75					
Total Beds	179					



- More than half of New Jersey's nursing home residents receive financial assistance from Medicaid, the health care program for low-income individuals that is funded by the federal and state governments. Medicaid pays nursing homes significantly lower than the cost of care. An American Health Care Association study indicates New Jersey Medicaid pays nursing homes 18 percent less than cost, resulting in an estimated \$500 million shortfall statewide between the Medicaid rate and the actual cost of care in 2013.

Community Need



New Jersey is striving to reduce institutional long term care use under Medicaid. However, the demographic trend for New Jersey indicates that nursing home bed capacity must remain stable to accommodate the need for advanced care among the oldest and frailest.

National data indicates that on average, 35 percent of people aged 65+ will enter a nursing home for varying lengths of stay. In addition, New Jersey's elderly population is projected to increase by 27.2 percent between 2010 and 2020, and by an additional 27.1 percent between 2020 and 2030, yielding approximately 1.9 million elderly residents by 2030.

The need for Lincoln Park Renaissance Rehab & Nursing's services will continue to increase as the Baby-Boom generation ages.



Note: Figures may not add due to rounding.

LINCOLN SPECIALTY CARE CENTER

Ownership: For-profit

BPCI Model Participation: None

Annual Contributions to Local and State Economy

Total Expenditures: \$15,058,500

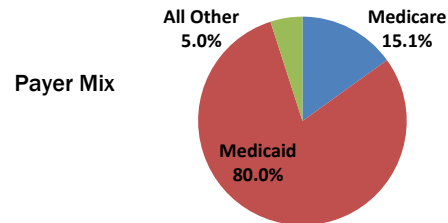
- 170 full-time equivalent jobs (salaried and contract), including key areas such as

Therapists	0	Dietary & Housekeeping	47
Nurses: 0 total, including		Contract Labor: 102 total, including	
■ Registered Nurses (RNs)	0	■ Nursing	94
■ Licensed Practical Nurses (LPNs)	0	■ Therapists	8
■ Certified Nursing Assistants (CNAs)	0	■ Other	0
Administrative	10	Plant Operations and Maintenance	3

- New Jersey nursing homes are subject to a quarterly assessment of \$11.92 per non-Medicare day. Annually, this tax totals \$622,081 for Lincoln Specialty Care Center.
- Total Employee Payroll: \$1,656,809
- Estimated State Income Taxes Paid by Employees: \$91,539

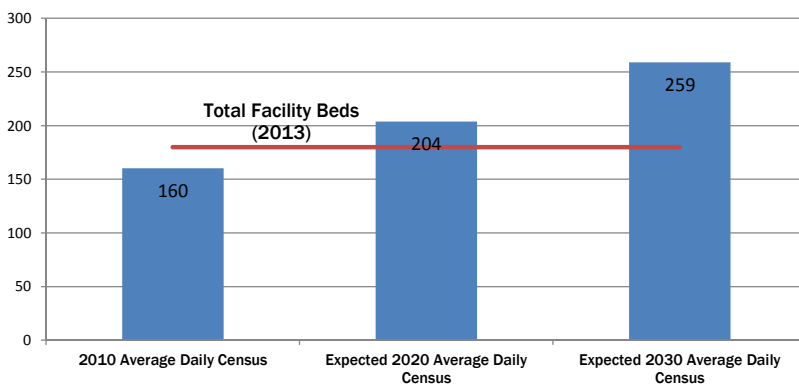
Statistical Profile

■ Medicare Ratings (from 1 to 5 stars)		Avg. Daily Census	Medicare 25.4	Medicaid 134.6	All Other 8.4	Total 168.3
Medicare Overall Rating	★★★★★	Avg. Length of Stay	39.2	377.9	19.3	117.3
Medicare Quality Measure Rating	★★★★★	Occupancy Rate	14.1%	74.8%	4.7%	93.5%
% Medicare Days in Ultra/Very High RUGs	81.4%					
Routine Cost per Day	\$192.67					
Total Beds	180					



- More than half of New Jersey's nursing home residents receive financial assistance from Medicaid, the health care program for low-income individuals that is funded by the federal and state governments. Medicaid pays nursing homes significantly less than the cost of care. An American Health Care Association study indicates New Jersey Medicaid pays nursing homes 18 percent less than cost, resulting in an estimated \$500 million shortfall statewide between the Medicaid rate and the actual cost of care in 2013.

Community Need



New Jersey is striving to reduce institutional long term care use under Medicaid. However, the demographic trend for New Jersey indicates that nursing home bed capacity must remain stable to accommodate the need for advanced care among the oldest and frailest.

National data indicates that on average, 35 percent of people aged 65+ will enter a nursing home for varying lengths of stay. In addition, New Jersey's elderly population is projected to increase by 27.2 percent between 2010 and 2020, and by an additional 27.1 percent between 2020 and 2030, yielding approximately 1.9 million elderly residents by 2030.

The need for Lincoln Specialty Care Center's services will continue to increase as the Baby-Boom generation ages.



Note: Figures may not add due to rounding.

LINWOOD CARE CENTER

Ownership: For-profit

BPCI Model Participation: None

Annual Contributions to Local and State Economy

Total Expenditures: \$23,146,400

- 162 full-time equivalent jobs (salaried and contract), including key areas such as

Therapists	5	Dietary & Housekeeping	0
Nurses: 114 total, including		Contract Labor: 13 total, including	
■ Registered Nurses (RNs)	18	■ Nursing	0
■ Licensed Practical Nurses (LPNs)	35	■ Therapists	13
■ Certified Nursing Assistants (CNAs)	60	■ Other	0
Administrative	14	Plant Operations and Maintenance	3

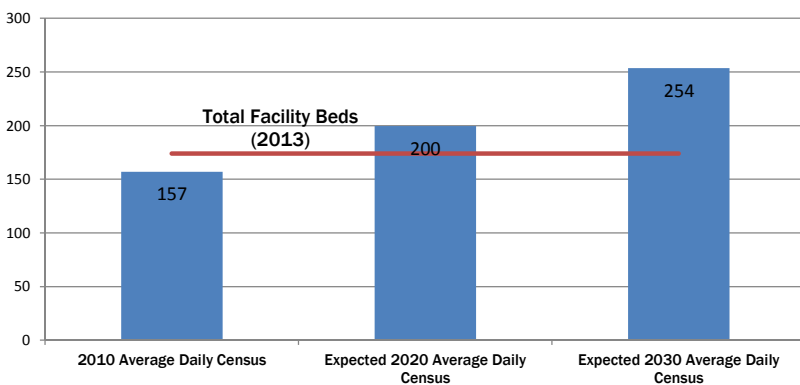
- New Jersey nursing homes are subject to a quarterly assessment of \$11.92 per non-Medicare day. Annually, this tax totals \$459,349 for Linwood Care Center.
- Total Employee Payroll: \$6,582,050
- Estimated State Income Taxes Paid by Employees: \$363,658

Statistical Profile

■ Medicare Ratings (from 1 to 5 stars)		Avg. Daily Census	Medicare 30.4	Medicaid 88.5	All Other 17.0	Total 136.0
Medicare Overall Rating	★★★★	Avg. Length of Stay	26.2	461.6	34.6	73.7
Medicare Quality Measure Rating	★★★★★	Occupancy Rate	17.5%	50.9%	9.8%	78.1%
% Medicare Days in Ultra/Very High RUGs	75.6%	Payer Mix				
Routine Cost per Day	\$257.09					
Total Beds	174					
<i>Inclusive of 16 Ventilator SCNF beds</i>						

- More than half of New Jersey's nursing home residents receive financial assistance from Medicaid, the health care program for low-income individuals that is funded by the federal and state governments. Medicaid pays nursing homes significantly lower than the cost of care. An American Health Care Association study indicates New Jersey Medicaid pays nursing homes 18 percent less than cost, resulting in an estimated \$500 million shortfall statewide between the Medicaid rate and the actual cost of care in 2013.

Community Need



New Jersey is striving to reduce institutional long term care use under Medicaid. However, the demographic trend for New Jersey indicates that nursing home bed capacity must remain stable to accommodate the need for advanced care among the oldest and frailest.

National data indicates that on average, 35 percent of people aged 65+ will enter a nursing home for varying lengths of stay. In addition, New Jersey's elderly population is projected to increase by 27.2 percent between 2010 and 2020, and by an additional 27.1 percent between 2020 and 2030, yielding approximately 1.9 million elderly residents by 2030.

The need for Linwood Care Center's services will continue to increase as the Baby-Boom generation ages.



Note: Figures may not add due to rounding.

LIONS GATE

Ownership: Nonprofit

BPCI Model Participation: None

Annual Contributions to Local and State Economy

Total Expenditures: \$26,513,700

- 219 full-time equivalent jobs (salaried and contract), including key areas such as

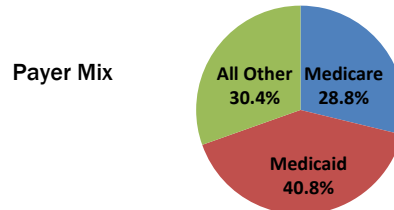
Therapists	0	Dietary & Housekeeping	59
Nurses: 66 total, including		Contract Labor: 15 total, including	
■ Registered Nurses (RNs)	16	■ Nursing	5
■ Licensed Practical Nurses (LPNs)	10	■ Therapists	11
■ Certified Nursing Assistants (CNAs)	41	■ Other	0
Administrative	19	Plant Operations and Maintenance	6

- New Jersey nursing homes are subject to a quarterly assessment of \$11.92 per non-Medicare day. Annually, this tax totals \$278,284 for Lions Gate.
- Total Employee Payroll: \$8,336,840
- Estimated State Income Taxes Paid by Employees: \$460,610

Statistical Profile

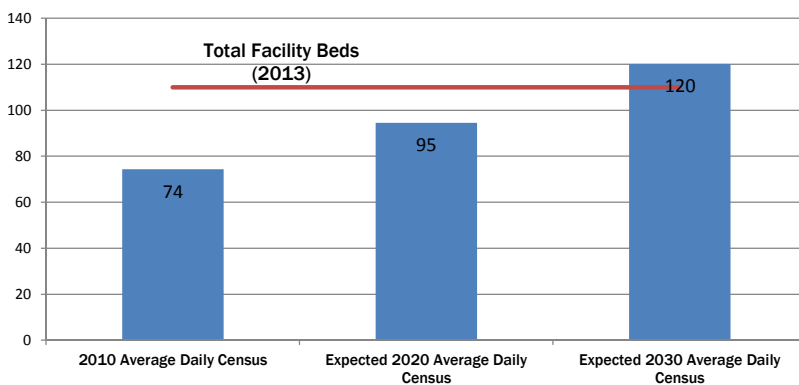
■ Medicare Ratings (from 1 to 5 stars)		Avg. Daily Census	Medicare 25.8	Medicaid 36.6	All Other 27.3	Total 89.8
Medicare Overall Rating	★★★	Avg. Length of Stay	30.4	557.3	184.7	84.5
Medicare Quality Measure Rating	★★★	Occupancy Rate	23.5%	33.3%	24.8%	81.6%

% Medicare Days in Ultra/Very High RUGs	78.9%
Routine Cost per Day	\$309.66
Total Beds	110



- More than half of New Jersey's nursing home residents receive financial assistance from Medicaid, the health care program for low-income individuals that is funded by the federal and state governments. Medicaid pays nursing homes significantly lower than the cost of care. An American Health Care Association study indicates New Jersey Medicaid pays nursing homes 18 percent less than cost, resulting in an estimated \$500 million shortfall statewide between the Medicaid rate and the actual cost of care in 2013.

Community Need



New Jersey is striving to reduce institutional long term care use under Medicaid. However, the demographic trend for New Jersey indicates that nursing home bed capacity must remain stable to accommodate the need for advanced care among the oldest and frailest.

National data indicates that on average, 35 percent of people aged 65+ will enter a nursing home for varying lengths of stay. In addition, New Jersey's elderly population is projected to increase by 27.2 percent between 2010 and 2020, and by an additional 27.1 percent between 2020 and 2030, yielding approximately 1.9 million elderly residents by 2030.

The need for Lions Gate's services will continue to increase as the Baby-Boom generation ages.



Note: Figures may not add due to rounding.

LITTLE BROOK NURSING AND CONVALESCENT HOME

Ownership: For-profit

BPCI Model Participation: None

Annual Contributions to Local and State Economy

Total Expenditures: \$2,762,800

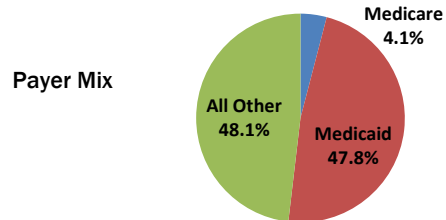
- 32 full-time equivalent jobs (salaried and contract), including key areas such as

Therapists	0	Dietary & Housekeeping	5
Nurses: 20 total, including		Contract Labor: 0 total, including	
■ Registered Nurses (RNs)	2	■ Nursing	0
■ Licensed Practical Nurses (LPNs)	5	■ Therapists	0
■ Certified Nursing Assistants (CNAs)	13	■ Other	0
Administrative	2	Plant Operations and Maintenance	0

- New Jersey nursing homes are subject to a quarterly assessment of \$11.92 per non-Medicare day. Annually, this tax totals \$131,287 for Little Brook Nursing and Convalescent Home.
- Total Employee Payroll: \$1,287,023
- Estimated State Income Taxes Paid by Employees: \$71,108

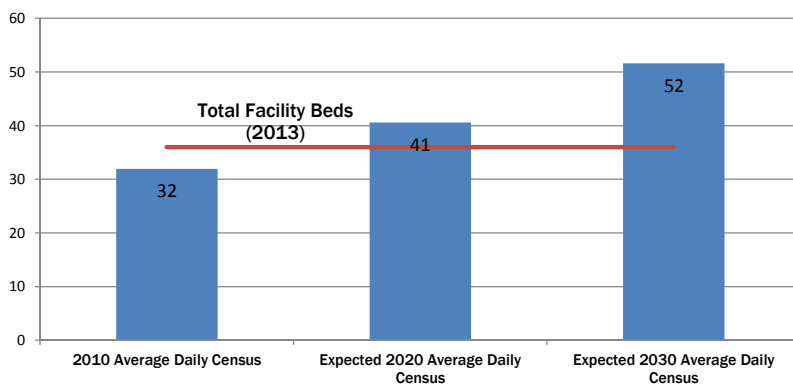
Statistical Profile

■ Medicare Ratings (from 1 to 5 stars)		Avg. Daily Census	Medicare 1.3	Medicaid 15.0	All Other 15.1	Total 31.5
Medicare Overall Rating	★★★	Avg. Length of Stay	467.0	2,743.0	290.9	521.9
Medicare Quality Measure Rating	★	Occupancy Rate	3.6%	41.8%	42.1%	87.4%
% Medicare Days in Ultra/Very High RUGs	0.0%					
Routine Cost per Day	\$218.28					
Total Beds	36					



- More than half of New Jersey's nursing home residents receive financial assistance from Medicaid, the health care program for low-income individuals that is funded by the federal and state governments. Medicaid pays nursing homes significantly lower than the cost of care. An American Health Care Association study indicates New Jersey Medicaid pays nursing homes 18 percent less than cost, resulting in an estimated \$500 million shortfall statewide between the Medicaid rate and the actual cost of care in 2013.

Community Need



New Jersey is striving to reduce institutional long term care use under Medicaid. However, the demographic trend for New Jersey indicates that nursing home bed capacity must remain stable to accommodate the need for advanced care among the oldest and frailest.

National data indicates that on average, 35 percent of people aged 65+ will enter a nursing home for varying lengths of stay. In addition, New Jersey's elderly population is projected to increase by 27.2 percent between 2010 and 2020, and by an additional 27.1 percent between 2020 and 2030, yielding approximately 1.9 million elderly residents by 2030.

The need for Little Brook Nursing and Convalescent Home's services will continue to increase as the Baby-Boom generation ages.



Note: Figures may not add due to rounding.

LLANFAIR HOUSE CARE & REHABILITATION CENTER

Ownership: For-profit

BPCI Model Participation: Model 3

Annual Contributions to Local and State Economy

Total Expenditures: \$15,378,800

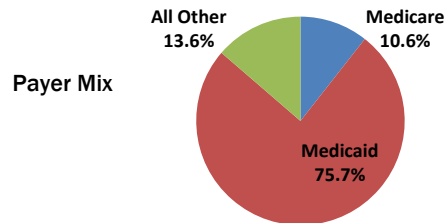
- 137 full-time equivalent jobs (salaried and contract), including key areas such as

Therapists	0	Dietary & Housekeeping	14
Nurses: 84 total, including		Contract Labor: 16 total, including	
■ Registered Nurses (RNs)	15	■ Nursing	7
■ Licensed Practical Nurses (LPNs)	16	■ Therapists	9
■ Certified Nursing Assistants (CNAs)	53	■ Other	0
Administrative	5	Plant Operations and Maintenance	1

- New Jersey nursing homes are subject to a quarterly assessment of \$11.92 per non-Medicare day. Annually, this tax totals \$623,190 for Llanfair House Care & Rehabilitation Center.
- Total Employee Payroll: \$5,574,748
- Estimated State Income Taxes Paid by Employees: \$308,005

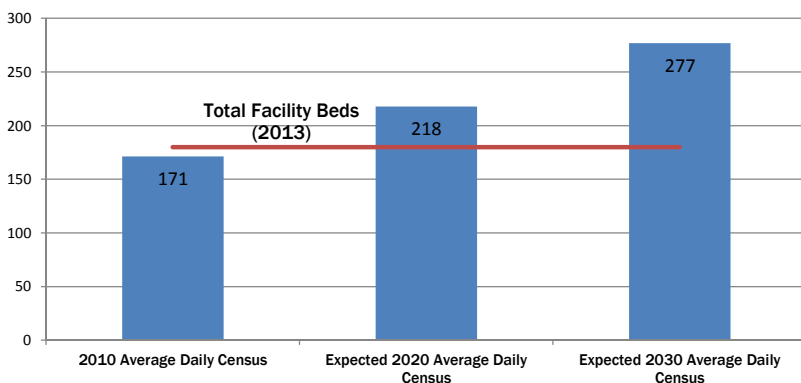
Statistical Profile

■ Medicare Ratings (from 1 to 5 stars)		Avg. Daily Census	Medicare 17.0	Medicaid 121.4	All Other 21.9	Total 160.3
Medicare Overall Rating	★★★	Avg. Length of Stay	54.0	497.7	78.3	191.2
Medicare Quality Measure Rating	★★★★★	Occupancy Rate	9.5%	67.4%	12.1%	89.0%
% Medicare Days in Ultra/Very High RUGs	92.7%					
Routine Cost per Day	\$227.25					
Total Beds	180					



- More than half of New Jersey's nursing home residents receive financial assistance from Medicaid, the health care program for low-income individuals that is funded by the federal and state governments. Medicaid pays nursing homes significantly lower than the cost of care. An American Health Care Association study indicates New Jersey Medicaid pays nursing homes 18 percent less than cost, resulting in an estimated \$500 million shortfall statewide between the Medicaid rate and the actual cost of care in 2013.

Community Need



New Jersey is striving to reduce institutional long term care use under Medicaid. However, the demographic trend for New Jersey indicates that nursing home bed capacity must remain stable to accommodate the need for advanced care among the oldest and frailest.

National data indicates that on average, 35 percent of people aged 65+ will enter a nursing home for varying lengths of stay. In addition, New Jersey's elderly population is projected to increase by 27.2 percent between 2010 and 2020, and by an additional 27.1 percent between 2020 and 2030, yielding approximately 1.9 million elderly residents by 2030.

The need for Llanfair House Care & Rehabilitation Center's services will continue to increase as the Baby-Boom generation ages.



Note: Figures may not add due to rounding.

LOPATCONG CENTER

Ownership: For-profit

BPCI Model Participation: None

Annual Contributions to Local and State Economy

Total Expenditures: \$14,440,200

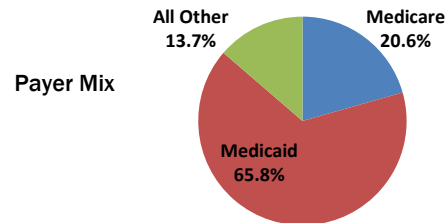
- 168 full-time equivalent jobs (salaried and contract), including key areas such as

Therapists	0	Dietary & Housekeeping	29
Nurses: 102 total, including		Contract Labor: 15 total, including	
■ Registered Nurses (RNs)	29	■ Nursing	0
■ Licensed Practical Nurses (LPNs)	17	■ Therapists	15
■ Certified Nursing Assistants (CNAs)	55	■ Other	0
Administrative	7	Plant Operations and Maintenance	2

- New Jersey nursing homes are subject to a quarterly assessment of \$11.92 per non-Medicare day. Annually, this tax totals \$473,605 for Lopatcong Center.
- Total Employee Payroll: \$5,903,401
- Estimated State Income Taxes Paid by Employees: \$326,163

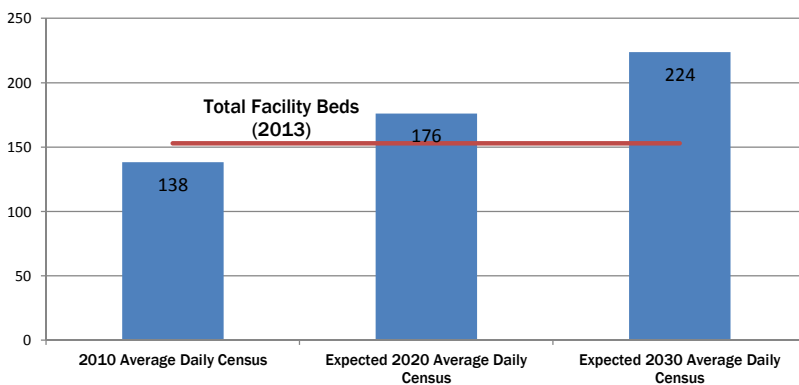
Statistical Profile

■ Medicare Ratings (from 1 to 5 stars)		Avg. Daily Census	Medicare 28.2	Medicaid 90.1	All Other 18.7	Total 137.1
Medicare Overall Rating	★★★★	Avg. Length of Stay	42.8	456.9	59.9	117.2
Medicare Quality Measure Rating	★★★★	Occupancy Rate	18.5%	58.9%	12.2%	89.6%
% Medicare Days in Ultra/Very High RUGs	69.3%					
Routine Cost per Day	\$222.81					
Total Beds	153					



- More than half of New Jersey's nursing home residents receive financial assistance from Medicaid, the health care program for low-income individuals that is funded by the federal and state governments. Medicaid pays nursing homes significantly lower than the cost of care. An American Health Care Association study indicates New Jersey Medicaid pays nursing homes 18 percent less than cost, resulting in an estimated \$500 million shortfall statewide between the Medicaid rate and the actual cost of care in 2013.

Community Need



New Jersey is striving to reduce institutional long term care use under Medicaid. However, the demographic trend for New Jersey indicates that nursing home bed capacity must remain stable to accommodate the need for advanced care among the oldest and frailest.

National data indicates that on average, 35 percent of people aged 65+ will enter a nursing home for varying lengths of stay. In addition, New Jersey's elderly population is projected to increase by 27.2 percent between 2010 and 2020, and by an additional 27.1 percent between 2020 and 2030, yielding approximately 1.9 million elderly residents by 2030.

The need for Lopatcong Center's services will continue to increase as the Baby-Boom generation ages.



Note: Figures may not add due to rounding.

LUTHERAN CROSSINGS ENHANCED LIVING AT MOORESTOWN

Ownership: Nonprofit

BPCI Model Participation: None

Annual Contributions to Local and State Economy

Total Expenditures: \$22,054,800

- 237 full-time equivalent jobs (salaried and contract), including key areas such as

Therapists	14	Dietary & Housekeeping	34
Nurses: 112 total, including		Contract Labor: 3 total, including	
■ Registered Nurses (RNs)	17	■ Nursing	2
■ Licensed Practical Nurses (LPNs)	29	■ Therapists	0
■ Certified Nursing Assistants (CNAs)	66	■ Other	0
Administrative	14	Plant Operations and Maintenance	4

- New Jersey nursing homes are subject to a quarterly assessment of \$11.92 per non-Medicare day. Annually, this tax totals \$690,144 for Lutheran Crossings Enhanced Living at Moorestown.

Total Employee Payroll: \$9,698,085

Estimated State Income Taxes Paid by Employees: \$535,819

Statistical Profile

- Medicare Ratings (from 1 to 5 stars)

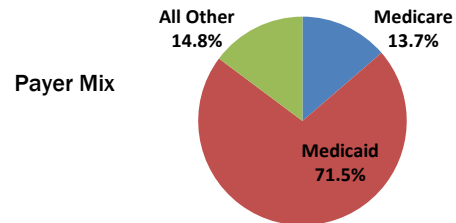
Medicare Overall Rating: ★★★
Medicare Quality Measure Rating: ★★★

	Medicare	Medicaid	All Other	Total
Avg. Daily Census	25.2	131.5	27.2	183.8
Avg. Length of Stay	34.5	4,798.5	220.3	209.0
Occupancy Rate	12.5%	65.4%	13.5%	91.4%

% Medicare Days in Ultra/Very High RUGs: 81.2%

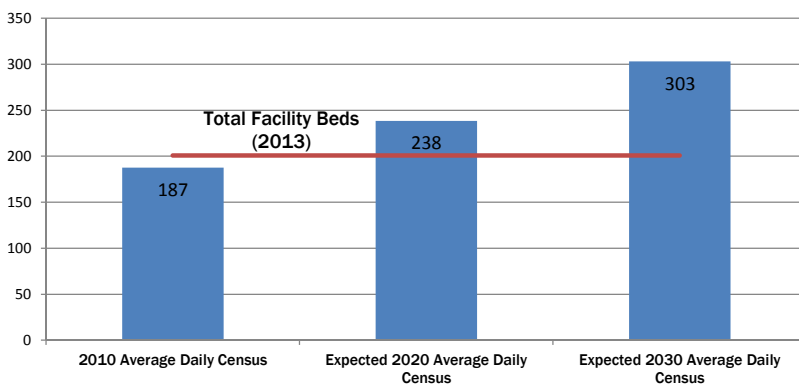
Routine Cost per Day: \$236.01

Total Beds: 201



- More than half of New Jersey's nursing home residents receive financial assistance from Medicaid, the health care program for low-income individuals that is funded by the federal and state governments. Medicaid pays nursing homes significantly less than the cost of care. An American Health Care Association study indicates New Jersey Medicaid pays nursing homes 18 percent less than cost, resulting in an estimated \$500 million shortfall statewide between the Medicaid rate and the actual cost of care in 2013.

Community Need



New Jersey is striving to reduce institutional long term care use under Medicaid. However, the demographic trend for New Jersey indicates that nursing home bed capacity must remain stable to accommodate the need for advanced care among the oldest and frailest.

National data indicates that on average, 35 percent of people aged 65+ will enter a nursing home for varying lengths of stay. In addition, New Jersey's elderly population is projected to increase by 27.2 percent between 2010 and 2020, and by an additional 27.1 percent between 2020 and 2030, yielding approximately 1.9 million elderly residents by 2030.

The need for Lutheran Crossings Enhanced Living at Moorestown's services will continue to increase as the Baby-Boom generation ages.



Note: Figures may not add due to rounding.

LUTHERAN SOCIAL MINISTRIES CRA

Ownership: Nonprofit

BPCI Model Participation: None

Annual Contributions to Local and State Economy

Total Expenditures: \$27,045,000

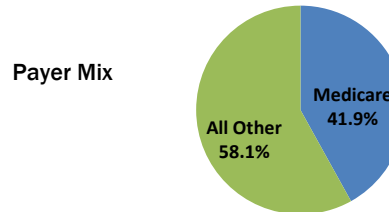
- 139 full-time equivalent jobs (salaried and contract), including key areas such as

Therapists	0	Dietary & Housekeeping	8
Nurses: 43 total, including		Contract Labor: 13 total, including	
■ Registered Nurses (RNs)	5	■ Nursing	0
■ Licensed Practical Nurses (LPNs)	8	■ Therapists	13
■ Certified Nursing Assistants (CNAs)	29	■ Other	0
Administrative	12	Plant Operations and Maintenance	11

- New Jersey nursing homes are subject to a quarterly assessment of \$11.92 per non-Medicare day. Annually, this tax totals \$143,684 for Lutheran Social Ministries CRA.
- Total Employee Payroll: \$5,511,822
- Estimated State Income Taxes Paid by Employees: \$304,528

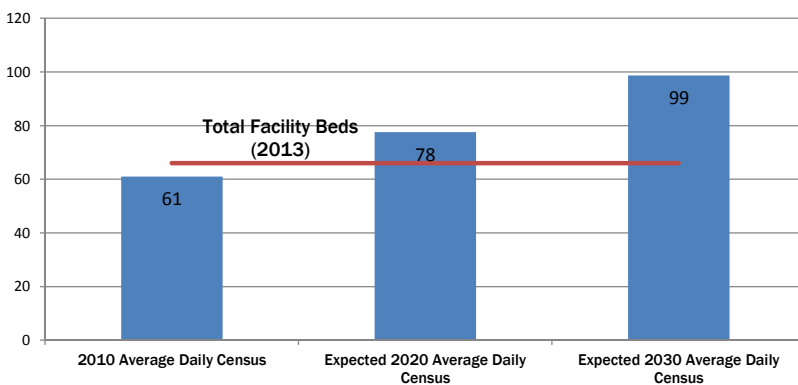
Statistical Profile

■ Medicare Ratings (from 1 to 5 stars)		Avg. Daily Census	Medicare 23.8	Medicaid 0.0	All Other 33.0	Total 56.9
Medicare Overall Rating	★★★★	Avg. Length of Stay	59.6	0.0	77.3	68.7
Medicare Quality Measure Rating	★★★	Occupancy Rate	36.1%	0.0%	50.0%	86.2%
% Medicare Days in Ultra/Very High RUGs	94.2%					
Routine Cost per Day	\$275.72					
Total Beds	66					



- More than half of New Jersey's nursing home residents receive financial assistance from Medicaid, the health care program for low-income individuals that is funded by the federal and state governments. Medicaid pays nursing homes significantly less than the cost of care. An American Health Care Association study indicates New Jersey Medicaid pays nursing homes 18 percent less than cost, resulting in an estimated \$500 million shortfall statewide between the Medicaid rate and the actual cost of care in 2013.

Community Need



New Jersey is striving to reduce institutional long term care use under Medicaid. However, the demographic trend for New Jersey indicates that nursing home bed capacity must remain stable to accommodate the need for advanced care among the oldest and frailest.

National data indicates that on average, 35 percent of people aged 65+ will enter a nursing home for varying lengths of stay. In addition, New Jersey's elderly population is projected to increase by 27.2 percent between 2010 and 2020, and by an additional 27.1 percent between 2020 and 2030, yielding approximately 1.9 million elderly residents by 2030.

The need for Lutheran Social Ministries CRA's services will continue to increase as the Baby-Boom generation ages.



Note: Figures may not add due to rounding.

MADISON CENTER

Ownership: For-profit

BPCI Model Participation: None

Annual Contributions to Local and State Economy

Total Expenditures: \$18,917,800

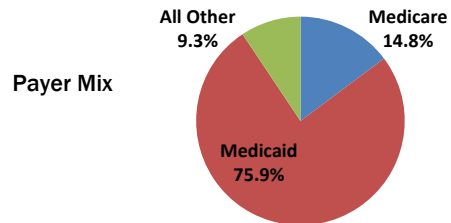
- 191 full-time equivalent jobs (salaried and contract), including key areas such as

Therapists	0	Dietary & Housekeeping	34
Nurses: 122 total, including		Contract Labor: 12 total, including	
■ Registered Nurses (RNs)	37	■ Nursing	0
■ Licensed Practical Nurses (LPNs)	20	■ Therapists	11
■ Certified Nursing Assistants (CNAs)	65	■ Other	1
Administrative	8	Plant Operations and Maintenance	3

- New Jersey nursing homes are subject to a quarterly assessment of \$11.92 per non-Medicare day. Annually, this tax totals \$601,257 for Madison Center.
- Total Employee Payroll: \$7,232,279
- Estimated State Income Taxes Paid by Employees: \$399,583

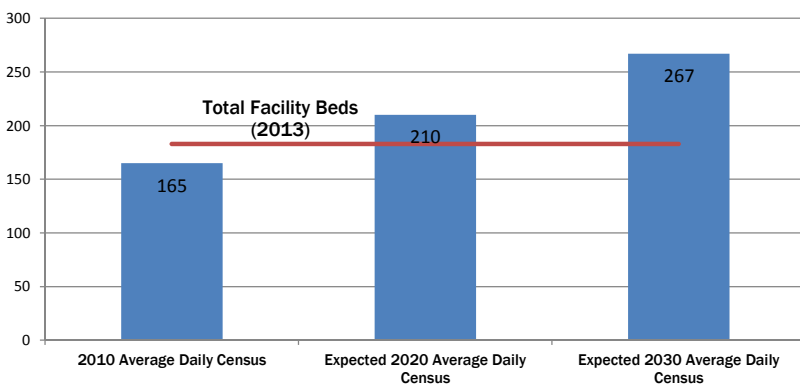
Statistical Profile

■ Medicare Ratings (from 1 to 5 stars)		Avg. Daily Census	Medicare 23.9	Medicaid 123.0	All Other 15.2	Total 162.1
Medicare Overall Rating	★★	Avg. Length of Stay	49.6	458.3	39.8	143.3
Medicare Quality Measure Rating	★★	Occupancy Rate	13.1%	67.2%	8.3%	88.6%
% Medicare Days in Ultra/Very High RUGs	66.0%					
Routine Cost per Day	\$254.77					
Total Beds	183					



- More than half of New Jersey's nursing home residents receive financial assistance from Medicaid, the health care program for low-income individuals that is funded by the federal and state governments. Medicaid pays nursing homes significantly lower than the cost of care. An American Health Care Association study indicates New Jersey Medicaid pays nursing homes 18 percent less than cost, resulting in an estimated \$500 million shortfall statewide between the Medicaid rate and the actual cost of care in 2013.

Community Need



New Jersey is striving to reduce institutional long term care use under Medicaid. However, the demographic trend for New Jersey indicates that nursing home bed capacity must remain stable to accommodate the need for advanced care among the oldest and frailest.

National data indicates that on average, 35 percent of people aged 65+ will enter a nursing home for varying lengths of stay. In addition, New Jersey's elderly population is projected to increase by 27.2 percent between 2010 and 2020, and by an additional 27.1 percent between 2020 and 2030, yielding approximately 1.9 million elderly residents by 2030.

The need for Madison Center's services will continue to increase as the Baby-Boom generation ages.



Note: Figures may not add due to rounding.

MAINLAND MANOR NURSING & REHAB CENTER

Ownership: For-profit

BPCI Model Participation: None

Annual Contributions to Local and State Economy

Total Expenditures: \$10,568,800

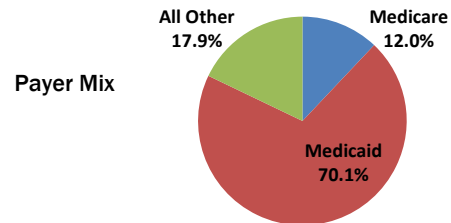
- 143 full-time equivalent jobs (salaried and contract), including key areas such as

Therapists	5	Dietary & Housekeeping	31
Nurses: 76 total, including		Contract Labor: 1 total, including	
■ Registered Nurses (RNs)	19	■ Nursing	1
■ Licensed Practical Nurses (LPNs)	16	■ Therapists	0
■ Certified Nursing Assistants (CNAs)	40	■ Other	0
Administrative	9	Plant Operations and Maintenance	2

- New Jersey nursing homes are subject to a quarterly assessment of \$11.92 per non-Medicare day. Annually, this tax totals \$397,198 for Mainland Manor Nursing & Rehab Center.
- Total Employee Payroll: \$5,861,215
- Estimated State Income Taxes Paid by Employees: \$323,832

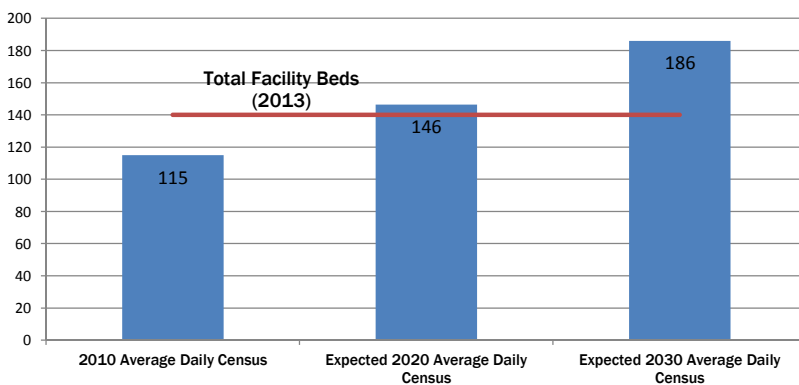
Statistical Profile

■ Medicare Ratings (from 1 to 5 stars)		Avg. Daily Census	Medicare 12.5	Medicaid 72.8	All Other 18.5	Total 103.8
Medicare Overall Rating	★★	Avg. Length of Stay	18.3	225.0	53.7	76.8
Medicare Quality Measure Rating	★★	Occupancy Rate	8.9%	52.0%	13.2%	74.1%
% Medicare Days in Ultra/Very High RUGs	57.9%					
Routine Cost per Day	\$243.33					
Total Beds	140					



- More than half of New Jersey's nursing home residents receive financial assistance from Medicaid, the health care program for low-income individuals that is funded by the federal and state governments. Medicaid pays nursing homes significantly lower than the cost of care. An American Health Care Association study indicates New Jersey Medicaid pays nursing homes 18 percent less than cost, resulting in an estimated \$500 million shortfall statewide between the Medicaid rate and the actual cost of care in 2013.

Community Need



New Jersey is striving to reduce institutional long term care use under Medicaid. However, the demographic trend for New Jersey indicates that nursing home bed capacity must remain stable to accommodate the need for advanced care among the oldest and frailest.

National data indicates that on average, 35 percent of people aged 65+ will enter a nursing home for varying lengths of stay. In addition, New Jersey's elderly population is projected to increase by 27.2 percent between 2010 and 2020, and by an additional 27.1 percent between 2020 and 2030, yielding approximately 1.9 million elderly residents by 2030.

The need for Mainland Manor Nursing & Rehab Center's services will continue to increase as the Baby-Boom generation ages.



Note: Figures may not add due to rounding.

MAJESTIC CENTER FOR REHAB & SUB-ACUTE CARE

Ownership: For-profit

BPCI Model Participation: None

Annual Contributions to Local and State Economy

Total Expenditures: \$14,761,600

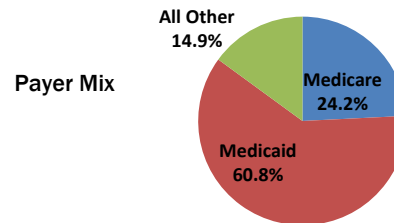
- 139 full-time equivalent jobs (salaried and contract), including key areas such as

Therapists	9	Dietary & Housekeeping	24
Nurses: 73 total, including		Contract Labor: 7 total, including	
■ Registered Nurses (RNs)	15	■ Nursing	0
■ Licensed Practical Nurses (LPNs)	19	■ Therapists	7
■ Certified Nursing Assistants (CNAs)	39	■ Other	0
Administrative	10	Plant Operations and Maintenance	2

- New Jersey nursing homes are subject to a quarterly assessment of \$11.92 per non-Medicare day. Annually, this tax totals \$327,085 for Majestic Center For Rehab & Sub-Acute Care.
- Total Employee Payroll: \$5,788,278
- Estimated State Income Taxes Paid by Employees: \$319,802

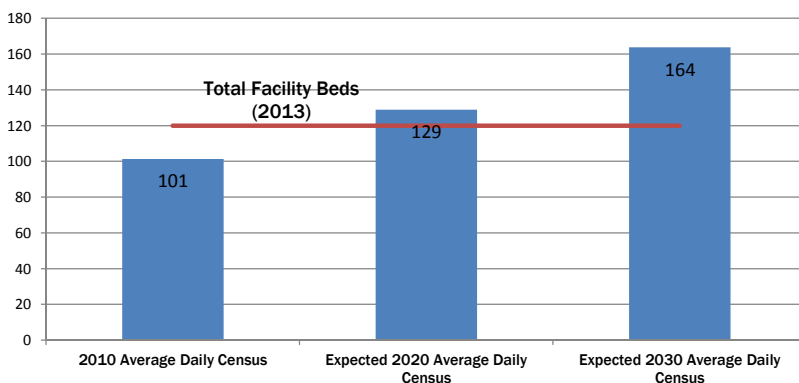
Statistical Profile

■ Medicare Ratings (from 1 to 5 stars)		Avg. Daily Census	Medicare 24.0	Medicaid 60.3	All Other 14.8	Total 99.2
Medicare Overall Rating	★	Avg. Length of Stay	32.4	386.4	30.1	71.3
Medicare Quality Measure Rating	★★★★	Occupancy Rate	20.0%	50.3%	12.4%	82.7%
% Medicare Days in Ultra/Very High RUGs	83.5%					
Routine Cost per Day	\$248.91					
Total Beds	120					



- More than half of New Jersey's nursing home residents receive financial assistance from Medicaid, the health care program for low-income individuals that is funded by the federal and state governments. Medicaid pays nursing homes significantly less than the cost of care. An American Health Care Association study indicates New Jersey Medicaid pays nursing homes 18 percent less than cost, resulting in an estimated \$500 million shortfall statewide between the Medicaid rate and the actual cost of care in 2013.

Community Need



New Jersey is striving to reduce institutional long term care use under Medicaid. However, the demographic trend for New Jersey indicates that nursing home bed capacity must remain stable to accommodate the need for advanced care among the oldest and frailest.

National data indicates that on average, 35 percent of people aged 65+ will enter a nursing home for varying lengths of stay. In addition, New Jersey's elderly population is projected to increase by 27.2 percent between 2010 and 2020, and by an additional 27.1 percent between 2020 and 2030, yielding approximately 1.9 million elderly residents by 2030.

The need for Majestic Center For Rehab & Sub-Acute Care's services will continue to increase as the Baby-Boom generation ages.



Note: Figures may not add due to rounding.

MAJESTIC REHABILITATION AND NURSING CENTER INC

Ownership: For-profit

BPCI Model Participation: None

Annual Contributions to Local and State Economy

Total Expenditures: \$12,101,700

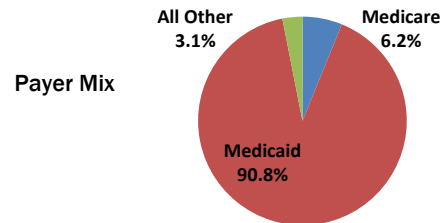
- 160 full-time equivalent jobs (salaried and contract), including key areas such as

Therapists	0	Dietary & Housekeeping	41
Nurses: 87 total, including		Contract Labor: 3 total, including	
■ Registered Nurses (RNs)	13	■ Nursing	0
■ Licensed Practical Nurses (LPNs)	14	■ Therapists	3
■ Certified Nursing Assistants (CNAs)	59	■ Other	0
Administrative	11	Plant Operations and Maintenance	3

- New Jersey nursing homes are subject to a quarterly assessment of \$11.92 per non-Medicare day. Annually, this tax totals \$660,738 for Majestic Rehabilitation and Nursing Center Inc.
- Total Employee Payroll: \$6,021,223
- Estimated State Income Taxes Paid by Employees: \$332,673

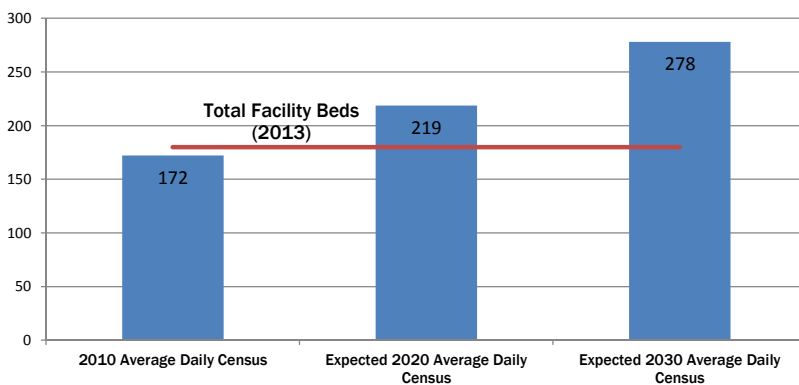
Statistical Profile

■ Medicare Ratings (from 1 to 5 stars)		Avg. Daily Census	Medicare 10.0	Medicaid 146.9	All Other 5.0	Total 161.8
Medicare Overall Rating	★★★	Avg. Length of Stay	30.3	2,062.1	0.0	404.6
Medicare Quality Measure Rating	★★★★★	Occupancy Rate	5.5%	81.6%	2.8%	89.9%
% Medicare Days in Ultra/Very High RUGs	64.8%					
Routine Cost per Day	\$179.40					
Total Beds	180					



- More than half of New Jersey's nursing home residents receive financial assistance from Medicaid, the health care program for low-income individuals that is funded by the federal and state governments. Medicaid pays nursing homes significantly lower than the cost of care. An American Health Care Association study indicates New Jersey Medicaid pays nursing homes 18 percent less than cost, resulting in an estimated \$500 million shortfall statewide between the Medicaid rate and the actual cost of care in 2013.

Community Need



New Jersey is striving to reduce institutional long term care use under Medicaid. However, the demographic trend for New Jersey indicates that nursing home bed capacity must remain stable to accommodate the need for advanced care among the oldest and frailest.

National data indicates that on average, 35 percent of people aged 65+ will enter a nursing home for varying lengths of stay. In addition, New Jersey's elderly population is projected to increase by 27.2 percent between 2010 and 2020, and by an additional 27.1 percent between 2020 and 2030, yielding approximately 1.9 million elderly residents by 2030.

The need for Majestic Rehabilitation and Nursing Center Inc's services will continue to increase as the Baby-Boom generation ages.



Note: Figures may not add due to rounding.

MANAHAWKIN CONV CENTER

Ownership: For-profit

BPCI Model Participation: None

Annual Contributions to Local and State Economy

Total Expenditures: \$7,976,800

- 67 full-time equivalent jobs (salaried and contract), including key areas such as

Therapists	0	Dietary & Housekeeping	11
Nurses: 0 total, including		Contract Labor: 55 total, including	
■ Registered Nurses (RNs)	0	■ Nursing	55
■ Licensed Practical Nurses (LPNs)	0	■ Therapists	0
■ Certified Nursing Assistants (CNAs)	0	■ Other	0
Administrative	0	Plant Operations and Maintenance	1

- New Jersey nursing homes are subject to a quarterly assessment of \$11.92 per non-Medicare day. Annually, this tax totals \$403,456 for Manahawkin Conv Center.
- Total Employee Payroll: \$254,014
- Estimated State Income Taxes Paid by Employees: \$14,034

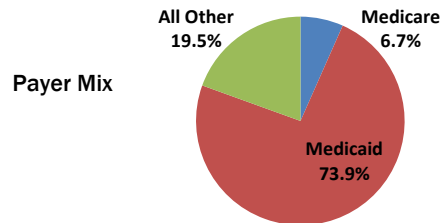
Statistical Profile

- Medicare Ratings (from 1 to 5 stars)

Medicare Overall Rating ★★
 Medicare Quality Measure Rating ★★★★★

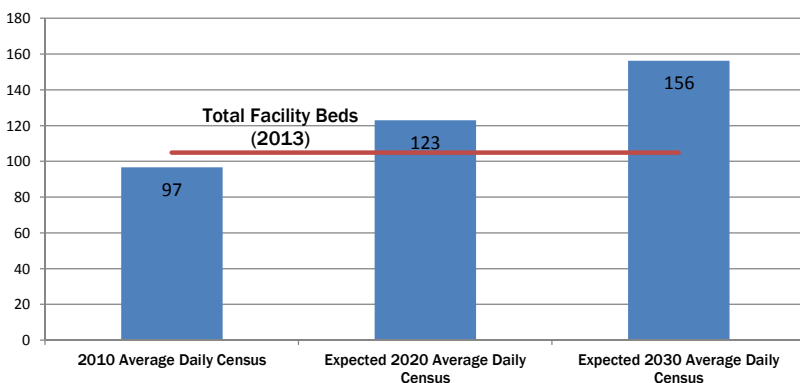
% Medicare Days in Ultra/Very High RUGs 49.2%
 Routine Cost per Day \$201.31
 Total Beds 105

	Medicare	Medicaid	All Other	Total
Avg. Daily Census	6.6	73.4	19.3	99.3
Avg. Length of Stay	30.9	216.0	144.1	144.5
Occupancy Rate	6.3%	69.9%	18.4%	94.6%



- More than half of New Jersey's nursing home residents receive financial assistance from Medicaid, the health care program for low-income individuals that is funded by the federal and state governments. Medicaid pays nursing homes significantly lower than the cost of care. An American Health Care Association study indicates New Jersey Medicaid pays nursing homes 18 percent less than cost, resulting in an estimated \$500 million shortfall statewide between the Medicaid rate and the actual cost of care in 2013.

Community Need



New Jersey is striving to reduce institutional long term care use under Medicaid. However, the demographic trend for New Jersey indicates that nursing home bed capacity must remain stable to accommodate the need for advanced care among the oldest and frailest.

National data indicates that on average, 35 percent of people aged 65+ will enter a nursing home for varying lengths of stay. In addition, New Jersey's elderly population is projected to increase by 27.2 percent between 2010 and 2020, and by an additional 27.1 percent between 2020 and 2030, yielding approximately 1.9 million elderly residents by 2030.

The need for Manahawkin Conv Center's services will continue to increase as the Baby-Boom generation ages.



Note: Figures may not add due to rounding.

MANHATTANVIEW NURSING HOME

Ownership: For-profit

BPCI Model Participation: None

Annual Contributions to Local and State Economy

Total Expenditures: \$11,192,300

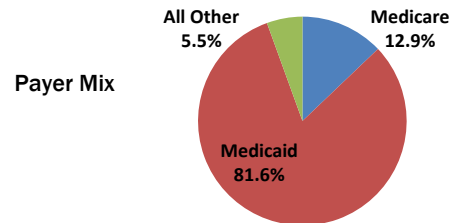
- 88 full-time equivalent jobs (salaried and contract), including key areas such as

Therapists	0	Dietary & Housekeeping	10
Nurses: 0 total, including		Contract Labor: 69 total, including	
■ Registered Nurses (RNs)	0	■ Nursing	69
■ Licensed Practical Nurses (LPNs)	0	■ Therapists	0
■ Certified Nursing Assistants (CNAs)	0	■ Other	0
Administrative	0	Plant Operations and Maintenance	6

- New Jersey nursing homes are subject to a quarterly assessment of \$11.92 per non-Medicare day. Annually, this tax totals \$457,871 for Manhattanview Nursing Home.
- Total Employee Payroll: \$437,841
- Estimated State Income Taxes Paid by Employees: \$24,191

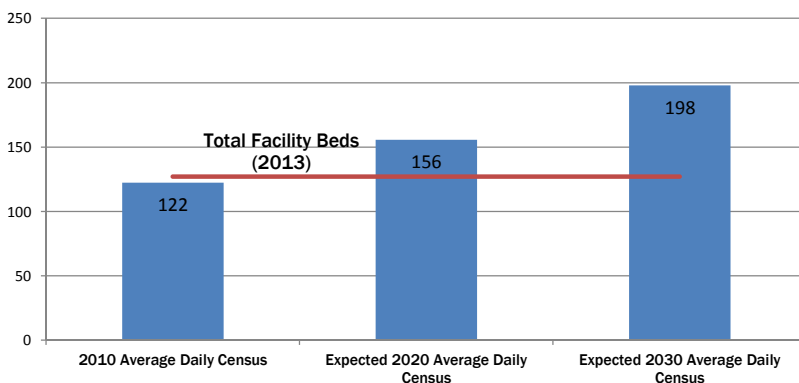
Statistical Profile

■ Medicare Ratings (from 1 to 5 stars)		Avg. Daily Census	Medicare 15.5	Medicaid 98.6	All Other 6.7	Total 120.8
Medicare Overall Rating	★★	Avg. Length of Stay	43.3	249.9	270.2	155.2
Medicare Quality Measure Rating	★★★★★	Occupancy Rate	12.2%	77.6%	5.2%	95.1%
% Medicare Days in Ultra/Very High RUGs	87.8%					
Routine Cost per Day	\$217.48					
Total Beds	127					



- More than half of New Jersey's nursing home residents receive financial assistance from Medicaid, the health care program for low-income individuals that is funded by the federal and state governments. Medicaid pays nursing homes significantly lower than the cost of care. An American Health Care Association study indicates New Jersey Medicaid pays nursing homes 18 percent less than cost, resulting in an estimated \$500 million shortfall statewide between the Medicaid rate and the actual cost of care in 2013.

Community Need



New Jersey is striving to reduce institutional long term care use under Medicaid. However, the demographic trend for New Jersey indicates that nursing home bed capacity must remain stable to accommodate the need for advanced care among the oldest and frailest.

National data indicates that on average, 35 percent of people aged 65+ will enter a nursing home for varying lengths of stay. In addition, New Jersey's elderly population is projected to increase by 27.2 percent between 2010 and 2020, and by an additional 27.1 percent between 2020 and 2030, yielding approximately 1.9 million elderly residents by 2030.

The need for Manhattanview Nursing Home's services will continue to increase as the Baby-Boom generation ages.



Note: Figures may not add due to rounding.

MANOR CARE MOUNTAINSIDE

Ownership: For-profit

BPCI Model Participation: None

Annual Contributions to Local and State Economy

Total Expenditures: \$15,200,500

- 126 full-time equivalent jobs (salaried and contract), including key areas such as

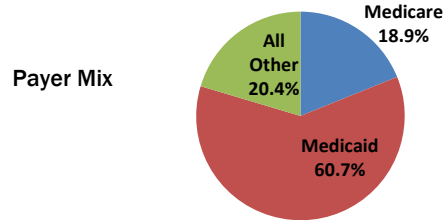
Therapists	10	Dietary & Housekeeping	0
Nurses: 100 total, including		Contract Labor: 2 total, including	
■ Registered Nurses (RNs)	24	■ Nursing	1
■ Licensed Practical Nurses (LPNs)	22	■ Therapists	1
■ Certified Nursing Assistants (CNAs)	55	■ Other	0
Administrative	8	Plant Operations and Maintenance	1

- New Jersey nursing homes are subject to a quarterly assessment of \$11.92 per non-Medicare day. Annually, this tax totals \$478,040 for Manor Care Mountainside.
- Total Employee Payroll: \$6,460,915
- Estimated State Income Taxes Paid by Employees: \$356,966

Statistical Profile

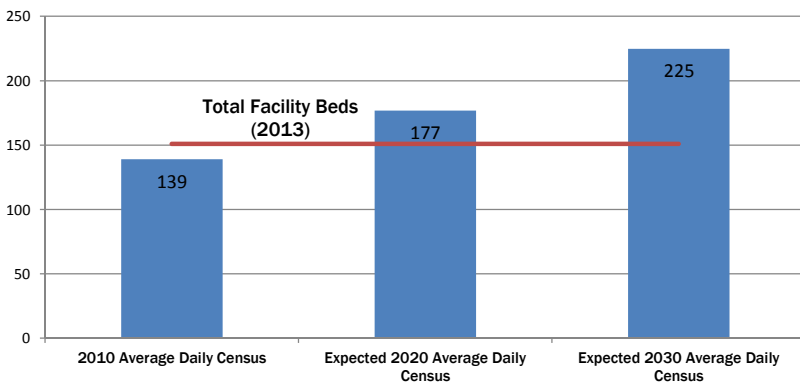
■ Medicare Ratings (from 1 to 5 stars)		Avg. Daily Census	Medicare 25.6	Medicaid 82.3	All Other 27.6	Total 135.4
Medicare Overall Rating	★★	Avg. Length of Stay	26.6	210.0	38.0	65.2
Medicare Quality Measure Rating	★★★	Occupancy Rate	16.9%	54.5%	18.3%	89.7%

% Medicare Days in Ultra/Very High RUGs	78.1%
Routine Cost per Day	\$203.48
Total Beds	151



- More than half of New Jersey's nursing home residents receive financial assistance from Medicaid, the health care program for low-income individuals that is funded by the federal and state governments. Medicaid pays nursing homes significantly lower than the cost of care. An American Health Care Association study indicates New Jersey Medicaid pays nursing homes 18 percent less than cost, resulting in an estimated \$500 million shortfall statewide between the Medicaid rate and the actual cost of care in 2013.

Community Need



New Jersey is striving to reduce institutional long term care use under Medicaid. However, the demographic trend for New Jersey indicates that nursing home bed capacity must remain stable to accommodate the need for advanced care among the oldest and frailest.

National data indicates that on average, 35 percent of people aged 65+ will enter a nursing home for varying lengths of stay. In addition, New Jersey's elderly population is projected to increase by 27.2 percent between 2010 and 2020, and by an additional 27.1 percent between 2020 and 2030, yielding approximately 1.9 million elderly residents by 2030.

The need for Manor Care Mountainside's services will continue to increase as the Baby-Boom generation ages.



Note: Figures may not add due to rounding.

MANORCARE HEALTH SERVICES - CHERRY HILL

Ownership: For-profit

BPCI Model Participation: None

Annual Contributions to Local and State Economy

Total Expenditures: \$7,812,600

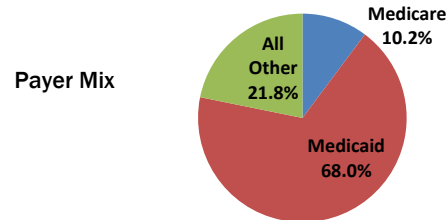
- 80 full-time equivalent jobs (salaried and contract), including key areas such as

Therapists	3	Dietary & Housekeeping	7
Nurses: 57 total, including		Contract Labor: 1 total, including	
■ Registered Nurses (RNs)	15	■ Nursing	1
■ Licensed Practical Nurses (LPNs)	7	■ Therapists	0
■ Certified Nursing Assistants (CNAs)	34	■ Other	0
Administrative	7	Plant Operations and Maintenance	1

- New Jersey nursing homes are subject to a quarterly assessment of \$11.92 per non-Medicare day. Annually, this tax totals \$305,414 for Manorcare Health Services - Cherry Hill.
- Total Employee Payroll: \$3,647,472
- Estimated State Income Taxes Paid by Employees: \$201,523

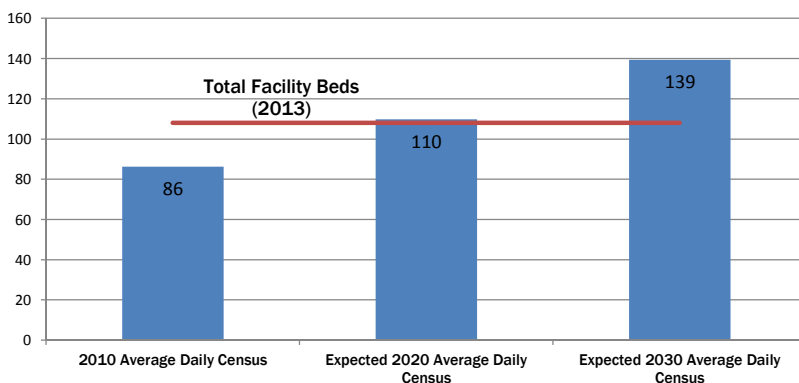
Statistical Profile

■ Medicare Ratings (from 1 to 5 stars)		Avg. Daily Census	Medicare 8.0	Medicaid 53.1	All Other 17.1	Total 78.2
Medicare Overall Rating	★★★	Avg. Length of Stay	30.4	197.9	40.2	81.8
Medicare Quality Measure Rating	★★★★★	Occupancy Rate	7.4%	49.2%	15.8%	72.4%
% Medicare Days in Ultra/Very High RUGs	67.8%					
Routine Cost per Day	\$224.95					
Total Beds	108					



- More than half of New Jersey's nursing home residents receive financial assistance from Medicaid, the health care program for low-income individuals that is funded by the federal and state governments. Medicaid pays nursing homes significantly lower than the cost of care. An American Health Care Association study indicates New Jersey Medicaid pays nursing homes 18 percent less than cost, resulting in an estimated \$500 million shortfall statewide between the Medicaid rate and the actual cost of care in 2013.

Community Need



New Jersey is striving to reduce institutional long term care use under Medicaid. However, the demographic trend for New Jersey indicates that nursing home bed capacity must remain stable to accommodate the need for advanced care among the oldest and frailest.

National data indicates that on average, 35 percent of people aged 65+ will enter a nursing home for varying lengths of stay. In addition, New Jersey's elderly population is projected to increase by 27.2 percent between 2010 and 2020, and by an additional 27.1 percent between 2020 and 2030, yielding approximately 1.9 million elderly residents by 2030.

The need for Manorcare Health Services - Cherry Hill's services will continue to increase as the Baby-Boom generation ages.



Note: Figures may not add due to rounding.

MANORCARE HEALTH SERVICES - NEW PROVIDENCE

Ownership: For-profit

BPCI Model Participation: None

Annual Contributions to Local and State Economy

Total Expenditures: \$10,451,400

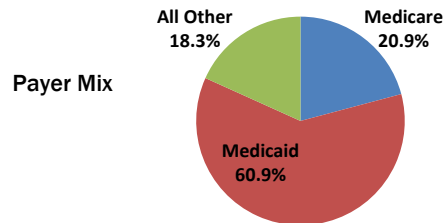
- 88 full-time equivalent jobs (salaried and contract), including key areas such as

Therapists	6	Dietary & Housekeeping	1
Nurses: 69 total, including		Contract Labor: 0 total, including	
■ Registered Nurses (RNs)	15	■ Nursing	0
■ Licensed Practical Nurses (LPNs)	11	■ Therapists	0
■ Certified Nursing Assistants (CNAs)	43	■ Other	0
Administrative	9	Plant Operations and Maintenance	1

- New Jersey nursing homes are subject to a quarterly assessment of \$11.92 per non-Medicare day. Annually, this tax totals \$321,375 for Manorcare Health Services - New Providence.
- Total Employee Payroll: \$4,581,570
- Estimated State Income Taxes Paid by Employees: \$253,132

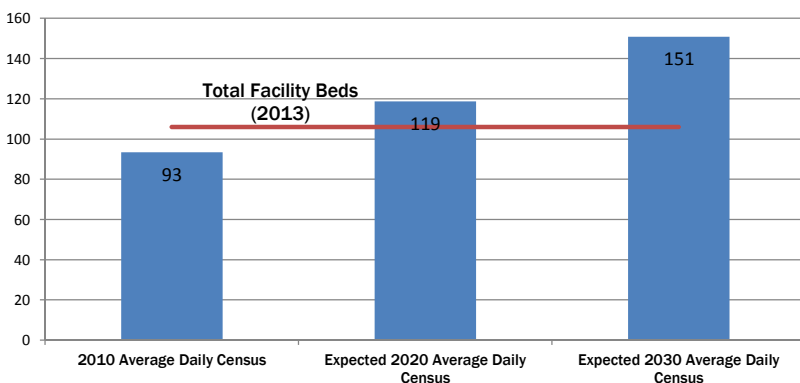
Statistical Profile

■ Medicare Ratings (from 1 to 5 stars)		Avg. Daily Census	Medicare 19.5	Medicaid 56.8	All Other 17.1	Total 93.3
Medicare Overall Rating	★	Avg. Length of Stay	34.3	292.1	60.4	89.4
Medicare Quality Measure Rating	★★★★	Occupancy Rate	18.4%	53.6%	16.1%	88.1%
% Medicare Days in Ultra/Very High RUGs	76.6%					
Routine Cost per Day	\$221.88					
Total Beds	106					



- More than half of New Jersey's nursing home residents receive financial assistance from Medicaid, the health care program for low-income individuals that is funded by the federal and state governments. Medicaid pays nursing homes significantly lower than the cost of care. An American Health Care Association study indicates New Jersey Medicaid pays nursing homes 18 percent less than cost, resulting in an estimated \$500 million shortfall statewide between the Medicaid rate and the actual cost of care in 2013.

Community Need



New Jersey is striving to reduce institutional long term care use under Medicaid. However, the demographic trend for New Jersey indicates that nursing home bed capacity must remain stable to accommodate the need for advanced care among the oldest and frailest.

National data indicates that on average, 35 percent of people aged 65+ will enter a nursing home for varying lengths of stay. In addition, New Jersey's elderly population is projected to increase by 27.2 percent between 2010 and 2020, and by an additional 27.1 percent between 2020 and 2030, yielding approximately 1.9 million elderly residents by 2030.

The need for Manorcare Health Services - New Providence's services will continue to increase as the Baby-Boom generation ages.



Note: Figures may not add due to rounding.

MANORCARE HEALTH SERVICES - VOORHEES

Ownership: For-profit

BPCI Model Participation: Model 3

Annual Contributions to Local and State Economy

Total Expenditures: \$12,189,000

- 95 full-time equivalent jobs (salaried and contract), including key areas such as

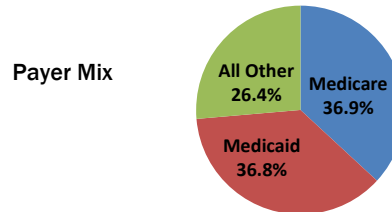
Therapists	10	Dietary & Housekeeping	9
Nurses: 59 total, including		Contract Labor: 2 total, including	
■ Registered Nurses (RNs)	8	■ Nursing	1
■ Licensed Practical Nurses (LPNs)	18	■ Therapists	2
■ Certified Nursing Assistants (CNAs)	34	■ Other	0
Administrative	5	Plant Operations and Maintenance	1

- New Jersey nursing homes are subject to a quarterly assessment of \$11.92 per non-Medicare day. Annually, this tax totals \$227,910 for Manorcare Health Services - Voorhees.
- Total Employee Payroll: \$4,491,044
- Estimated State Income Taxes Paid by Employees: \$248,130

Statistical Profile

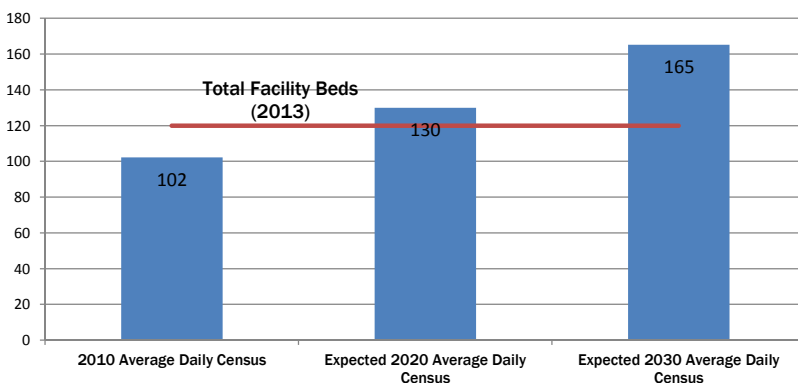
■ Medicare Ratings (from 1 to 5 stars)		Avg. Daily Census	Medicare 30.6	Medicaid 30.5	All Other 21.9	Total 83.0
Medicare Overall Rating	★★★	Avg. Length of Stay	27.1	206.3	46.1	47.4
Medicare Quality Measure Rating	★★★★★	Occupancy Rate	25.5%	25.4%	18.2%	69.1%

% Medicare Days in Ultra/Very High RUGs	81.3%
Routine Cost per Day	\$243.16
Total Beds	120



- More than half of New Jersey's nursing home residents receive financial assistance from Medicaid, the health care program for low-income individuals that is funded by the federal and state governments. Medicaid pays nursing homes significantly lower than the cost of care. An American Health Care Association study indicates New Jersey Medicaid pays nursing homes 18 percent less than cost, resulting in an estimated \$500 million shortfall statewide between the Medicaid rate and the actual cost of care in 2013.

Community Need



New Jersey is striving to reduce institutional long term care use under Medicaid. However, the demographic trend for New Jersey indicates that nursing home bed capacity must remain stable to accommodate the need for advanced care among the oldest and frailest.

National data indicates that on average, 35 percent of people aged 65+ will enter a nursing home for varying lengths of stay. In addition, New Jersey's elderly population is projected to increase by 27.2 percent between 2010 and 2020, and by an additional 27.1 percent between 2020 and 2030, yielding approximately 1.9 million elderly residents by 2030.

The need for Manorcare Health Services - Voorhees's services will continue to increase as the Baby-Boom generation ages.



Note: Figures may not add due to rounding.

MANORCARE HEALTH SERVICES - WASHINGTON TOWNSHIP

Ownership: For-profit

BPCI Model Participation: Model 3

Annual Contributions to Local and State Economy

Total Expenditures: \$14,930,400

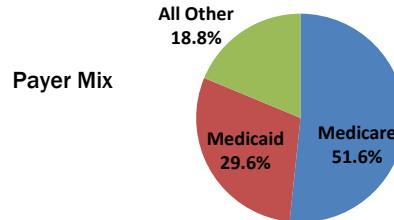
- 121 full-time equivalent jobs (salaried and contract), including key areas such as

Therapists	17	Dietary & Housekeeping	7
Nurses: 78 total, including		Contract Labor: 1 total, including	
■ Registered Nurses (RNs)	32	■ Nursing	0
■ Licensed Practical Nurses (LPNs)	2	■ Therapists	1
■ Certified Nursing Assistants (CNAs)	43	■ Other	0
Administrative	11	Plant Operations and Maintenance	1

- New Jersey nursing homes are subject to a quarterly assessment of \$11.92 per non-Medicare day. Annually, this tax totals \$216,646 for Manorcare Health Services - Washington Township.
- Total Employee Payroll: \$6,405,629
- Estimated State Income Taxes Paid by Employees: \$353,911

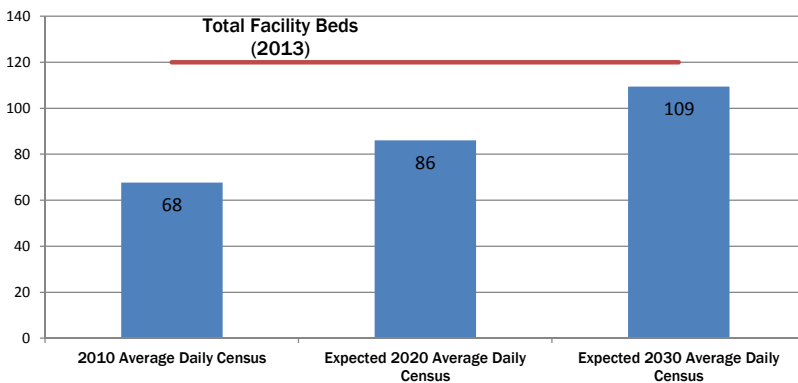
Statistical Profile

■ Medicare Ratings (from 1 to 5 stars)		Avg. Daily Census	Medicare 53.2	Medicaid 30.5	All Other 19.3	Total 103.0
Medicare Overall Rating	★★★★	Avg. Length of Stay	29.8	191.8	24.7	37.8
Medicare Quality Measure Rating	★★★★★	Occupancy Rate	44.3%	25.4%	16.1%	85.8%
% Medicare Days in Ultra/Very High RUGs	87.7%					
Routine Cost per Day	\$235.65					
Total Beds	120					



- More than half of New Jersey's nursing home residents receive financial assistance from Medicaid, the health care program for low-income individuals that is funded by the federal and state governments. Medicaid pays nursing homes significantly lower than the cost of care. An American Health Care Association study indicates New Jersey Medicaid pays nursing homes 18 percent less than cost, resulting in an estimated \$500 million shortfall statewide between the Medicaid rate and the actual cost of care in 2013.

Community Need



New Jersey is striving to reduce institutional long term care use under Medicaid. However, the demographic trend for New Jersey indicates that nursing home bed capacity must remain stable to accommodate the need for advanced care among the oldest and frailest.

National data indicates that on average, 35 percent of people aged 65+ will enter a nursing home for varying lengths of stay. In addition, New Jersey's elderly population is projected to increase by 27.2 percent between 2010 and 2020, and by an additional 27.1 percent between 2020 and 2030, yielding approximately 1.9 million elderly residents by 2030.

The need for Manorcare Health Services - Washington Township's services will continue to increase as the Baby-Boom generation ages.



Note: Figures may not add due to rounding.

MANORCARE HEALTH SERVICES - WEST DEPTFORD

Ownership: For-profit

BPCI Model Participation: Model 3

Annual Contributions to Local and State Economy

Total Expenditures: \$17,655,000

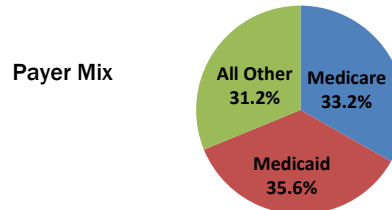
- 155 full-time equivalent jobs (salaried and contract), including key areas such as

Therapists	13	Dietary & Housekeeping	8
Nurses: 108 total, including		Contract Labor: 3 total, including	
■ Registered Nurses (RNs)	10	■ Nursing	0
■ Licensed Practical Nurses (LPNs)	39	■ Therapists	3
■ Certified Nursing Assistants (CNAs)	59	■ Other	0
Administrative	12	Plant Operations and Maintenance	1

- New Jersey nursing homes are subject to a quarterly assessment of \$11.92 per non-Medicare day. Annually, this tax totals \$380,045 for Manorcare Health Services - West Deptford.
- Total Employee Payroll: \$6,986,800
- Estimated State Income Taxes Paid by Employees: \$386,021

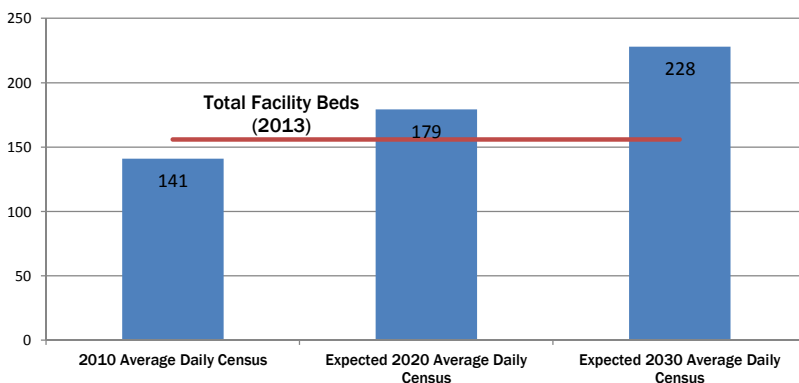
Statistical Profile

■ Medicare Ratings (from 1 to 5 stars)		Avg. Daily Census	Medicare 43.5	Medicaid 46.5	All Other 40.8	Total 130.8
Medicare Overall Rating	★★	Avg. Length of Stay	29.4	220.5	38.9	47.7
Medicare Quality Measure Rating	★★★★★	Occupancy Rate	27.9%	29.8%	26.2%	83.9%
% Medicare Days in Ultra/Very High RUGs	82.0%					
Routine Cost per Day	\$205.72					
Total Beds	156					



- More than half of New Jersey's nursing home residents receive financial assistance from Medicaid, the health care program for low-income individuals that is funded by the federal and state governments. Medicaid pays nursing homes significantly lower than the cost of care. An American Health Care Association study indicates New Jersey Medicaid pays nursing homes 18 percent less than cost, resulting in an estimated \$500 million shortfall statewide between the Medicaid rate and the actual cost of care in 2013.

Community Need



New Jersey is striving to reduce institutional long term care use under Medicaid. However, the demographic trend for New Jersey indicates that nursing home bed capacity must remain stable to accommodate the need for advanced care among the oldest and frailest.

National data indicates that on average, 35 percent of people aged 65+ will enter a nursing home for varying lengths of stay. In addition, New Jersey's elderly population is projected to increase by 27.2 percent between 2010 and 2020, and by an additional 27.1 percent between 2020 and 2030, yielding approximately 1.9 million elderly residents by 2030.

The need for Manorcare Health Services - West Deptford's services will continue to increase as the Baby-Boom generation ages.



Note: Figures may not add due to rounding.

MAPLE GLEN CENTER

Ownership: For-profit

BPCI Model Participation: None

Annual Contributions to Local and State Economy

Total Expenditures: \$17,225,300

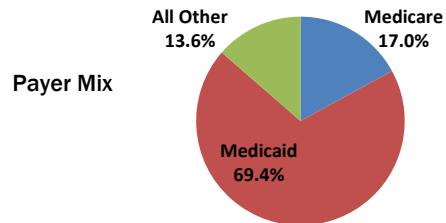
- 168 full-time equivalent jobs (salaried and contract), including key areas such as

Therapists	0	Dietary & Housekeeping	27
Nurses: 106 total, including		Contract Labor: 13 total, including	
■ Registered Nurses (RNs)	38	■ Nursing	0
■ Licensed Practical Nurses (LPNs)	12	■ Therapists	13
■ Certified Nursing Assistants (CNAs)	56	■ Other	0
Administrative	7	Plant Operations and Maintenance	2

- New Jersey nursing homes are subject to a quarterly assessment of \$11.92 per non-Medicare day. Annually, this tax totals \$522,299 for Maple Glen Center.
- Total Employee Payroll: \$6,798,049
- Estimated State Income Taxes Paid by Employees: \$375,592

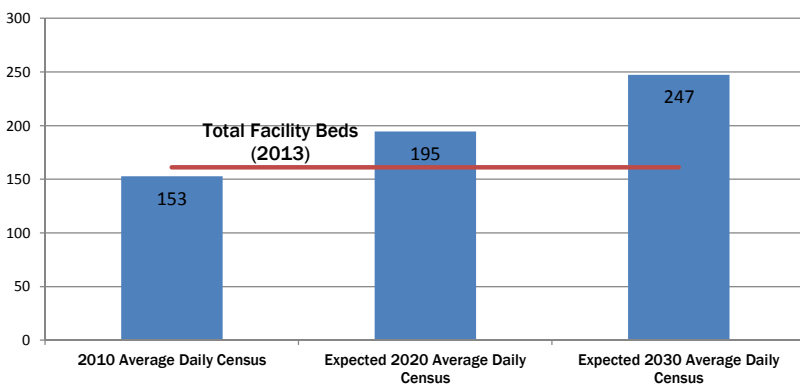
Statistical Profile

■ Medicare Ratings (from 1 to 5 stars)		Avg. Daily Census	Medicare 24.7	Medicaid 100.4	All Other 19.7	Total 144.7
Medicare Overall Rating	★★★	Avg. Length of Stay	65.2	416.3	50.2	143.1
Medicare Quality Measure Rating	★★★	Occupancy Rate	15.3%	62.3%	12.2%	89.9%
% Medicare Days in Ultra/Very High RUGs	64.6%					
Routine Cost per Day	\$258.46					
Total Beds	161					



- More than half of New Jersey's nursing home residents receive financial assistance from Medicaid, the health care program for low-income individuals that is funded by the federal and state governments. Medicaid pays nursing homes significantly lower than the cost of care. An American Health Care Association study indicates New Jersey Medicaid pays nursing homes 18 percent less than cost, resulting in an estimated \$500 million shortfall statewide between the Medicaid rate and the actual cost of care in 2013.

Community Need



New Jersey is striving to reduce institutional long term care use under Medicaid. However, the demographic trend for New Jersey indicates that nursing home bed capacity must remain stable to accommodate the need for advanced care among the oldest and frailest.

National data indicates that on average, 35 percent of people aged 65+ will enter a nursing home for varying lengths of stay. In addition, New Jersey's elderly population is projected to increase by 27.2 percent between 2010 and 2020, and by an additional 27.1 percent between 2020 and 2030, yielding approximately 1.9 million elderly residents by 2030.

The need for Maple Glen Center's services will continue to increase as the Baby-Boom generation ages.



Note: Figures may not add due to rounding.

MARCELLA CENTER

Ownership: For-profit

BPCI Model Participation: None

Annual Contributions to Local and State Economy

Total Expenditures: \$16,309,100

- 173 full-time equivalent jobs (salaried and contract), including key areas such as

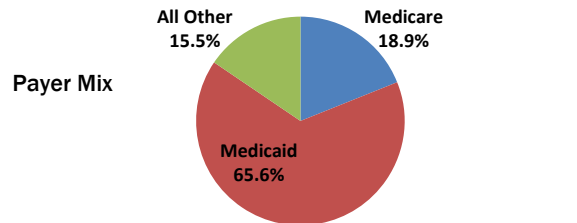
Therapists	0	Dietary & Housekeeping	30
Nurses: 107 total, including		Contract Labor: 13 total, including	
■ Registered Nurses (RNs)	31	■ Nursing	0
■ Licensed Practical Nurses (LPNs)	17	■ Therapists	13
■ Certified Nursing Assistants (CNAs)	59	■ Other	0
Administrative	9	Plant Operations and Maintenance	2

- New Jersey nursing homes are subject to a quarterly assessment of \$11.92 per non-Medicare day. Annually, this tax totals \$524,003 for Marcella Center.
- Total Employee Payroll: \$6,543,383
- Estimated State Income Taxes Paid by Employees: \$361,522

Statistical Profile

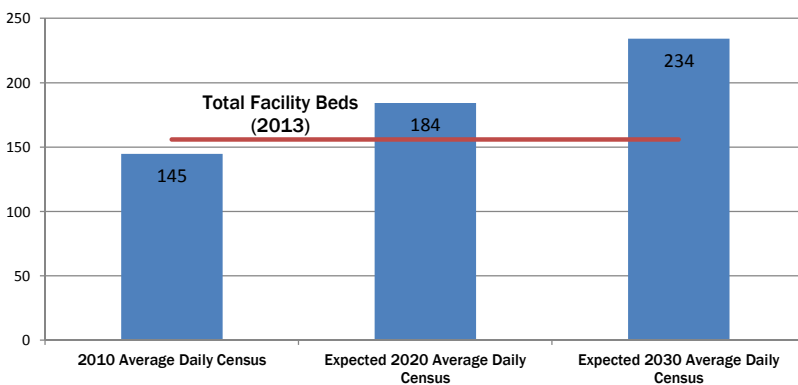
■ Medicare Ratings (from 1 to 5 stars)		Avg. Daily Census	Medicare 28.1	Medicaid 97.4	All Other 23.0	Total 148.6
Medicare Overall Rating	★★★	Avg. Length of Stay	37.9	515.2	38.4	97.0
Medicare Quality Measure Rating	★★★	Occupancy Rate	18.0%	62.4%	14.8%	95.2%

% Medicare Days in Ultra/Very High RUGs	63.1%
Routine Cost per Day	\$240.70
Total Beds	156



- More than half of New Jersey's nursing home residents receive financial assistance from Medicaid, the health care program for low-income individuals that is funded by the federal and state governments. Medicaid pays nursing homes significantly lower than the cost of care. An American Health Care Association study indicates New Jersey Medicaid pays nursing homes 18 percent less than cost, resulting in an estimated \$500 million shortfall statewide between the Medicaid rate and the actual cost of care in 2013.

Community Need



New Jersey is striving to reduce institutional long term care use under Medicaid. However, the demographic trend for New Jersey indicates that nursing home bed capacity must remain stable to accommodate the need for advanced care among the oldest and frailest.

National data indicates that on average, 35 percent of people aged 65+ will enter a nursing home for varying lengths of stay. In addition, New Jersey's elderly population is projected to increase by 27.2 percent between 2010 and 2020, and by an additional 27.1 percent between 2020 and 2030, yielding approximately 1.9 million elderly residents by 2030.

The need for Marcella Center's services will continue to increase as the Baby-Boom generation ages.



Note: Figures may not add due to rounding.

MARGARET ANNA CUSACK CARE CENTER

Ownership: Nonprofit

BPCI Model Participation: None

Annual Contributions to Local and State Economy

Total Expenditures: \$14,546,900

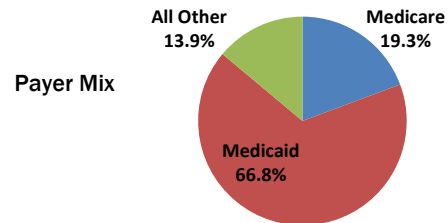
- 144 full-time equivalent jobs (salaried and contract), including key areas such as

Therapists	0	Dietary & Housekeeping	12
Nurses: 99 total, including		Contract Labor: 1 total, including	
■ Registered Nurses (RNs)	16	■ Nursing	1
■ Licensed Practical Nurses (LPNs)	15	■ Therapists	0
■ Certified Nursing Assistants (CNAs)	68	■ Other	0
Administrative	11	Plant Operations and Maintenance	3

- New Jersey nursing homes are subject to a quarterly assessment of \$11.92 per non-Medicare day. Annually, this tax totals \$433,816 for Margaret Anna Cusack Care Center.
- Total Employee Payroll: \$5,768,283
- Estimated State Income Taxes Paid by Employees: \$318,698

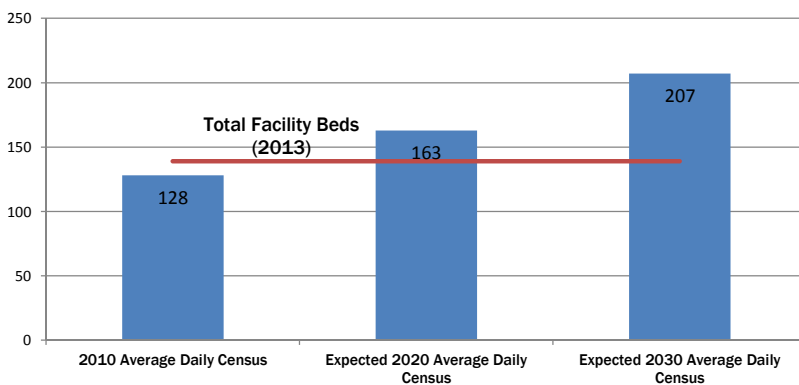
Statistical Profile

■ Medicare Ratings (from 1 to 5 stars)		Avg. Daily Census	Medicare 23.8	Medicaid 82.5	All Other 17.2	Total 123.5
Medicare Overall Rating	★★★★★	Avg. Length of Stay	34.0	2,150.9	133.7	142.2
Medicare Quality Measure Rating	★★★★★	Occupancy Rate	17.1%	59.4%	12.4%	88.9%
% Medicare Days in Ultra/Very High RUGs	93.1%					
Routine Cost per Day	\$274.42					
Total Beds	139					



- More than half of New Jersey's nursing home residents receive financial assistance from Medicaid, the health care program for low-income individuals that is funded by the federal and state governments. Medicaid pays nursing homes significantly lower than the cost of care. An American Health Care Association study indicates New Jersey Medicaid pays nursing homes 18 percent less than cost, resulting in an estimated \$500 million shortfall statewide between the Medicaid rate and the actual cost of care in 2013.

Community Need



New Jersey is striving to reduce institutional long term care use under Medicaid. However, the demographic trend for New Jersey indicates that nursing home bed capacity must remain stable to accommodate the need for advanced care among the oldest and frailest.

National data indicates that on average, 35 percent of people aged 65+ will enter a nursing home for varying lengths of stay. In addition, New Jersey's elderly population is projected to increase by 27.2 percent between 2010 and 2020, and by an additional 27.1 percent between 2020 and 2030, yielding approximately 1.9 million elderly residents by 2030.

The need for Margaret Anna Cusack Care Center's services will continue to increase as the Baby-Boom generation ages.



Note: Figures may not add due to rounding.

MARGARET MCLAUGHLIN MCCARRICK

Ownership: Nonprofit

BPCI Model Participation: None

Annual Contributions to Local and State Economy

Total Expenditures: \$13,049,100

- 146 full-time equivalent jobs (salaried and contract), including key areas such as

Therapists	0	Dietary & Housekeeping	26
Nurses: 93 total, including		Contract Labor: 8 total, including	
■ Registered Nurses (RNs)	25	■ Nursing	0
■ Licensed Practical Nurses (LPNs)	13	■ Therapists	8
■ Certified Nursing Assistants (CNAs)	55	■ Other	0
Administrative	8	Plant Operations and Maintenance	2

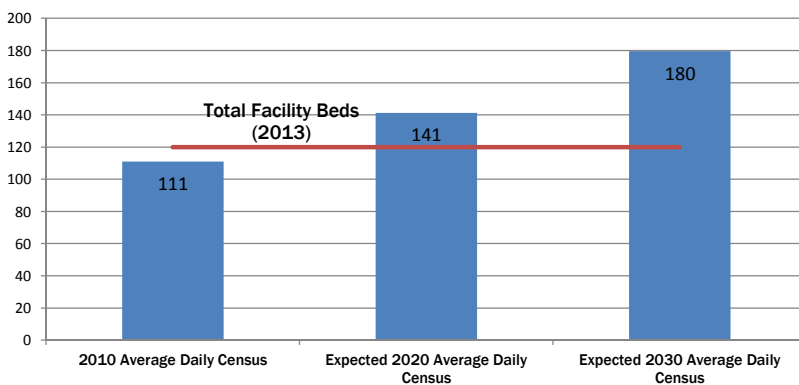
- New Jersey nursing homes are subject to a quarterly assessment of \$11.92 per non-Medicare day. Annually, this tax totals \$403,373 for Margaret Mclaughlin Mccarrick.
- Total Employee Payroll: \$5,893,364
- Estimated State Income Taxes Paid by Employees: \$325,608

Statistical Profile

■ Medicare Ratings (from 1 to 5 stars)		Avg. Daily Census	Medicare 17.3	Medicaid 58.5	All Other 34.2	Total 110.0
Medicare Overall Rating	★★★★★	Avg. Length of Stay	25.9	592.9	90.5	96.0
Medicare Quality Measure Rating	★★★★★	Occupancy Rate	14.4%	48.7%	28.5%	91.7%
% Medicare Days in Ultra/Very High RUGs	83.6%	Payer Mix				
Routine Cost per Day	\$293.30					
Total Beds	120					

- More than half of New Jersey's nursing home residents receive financial assistance from Medicaid, the health care program for low-income individuals that is funded by the federal and state governments. Medicaid pays nursing homes significantly lower than the cost of care. An American Health Care Association study indicates New Jersey Medicaid pays nursing homes 18 percent less than cost, resulting in an estimated \$500 million shortfall statewide between the Medicaid rate and the actual cost of care in 2013.

Community Need



New Jersey is striving to reduce institutional long term care use under Medicaid. However, the demographic trend for New Jersey indicates that nursing home bed capacity must remain stable to accommodate the need for advanced care among the oldest and frailest.

National data indicates that on average, 35 percent of people aged 65+ will enter a nursing home for varying lengths of stay. In addition, New Jersey's elderly population is projected to increase by 27.2 percent between 2010 and 2020, and by an additional 27.1 percent between 2020 and 2030, yielding approximately 1.9 million elderly residents by 2030.

The need for Margaret Mclaughlin Mccarrick's services will continue to increase as the Baby-Boom generation ages.



Note: Figures may not add due to rounding.

MASONIC HOME OF NEW JERSEY

Ownership: Nonprofit

BPCI Model Participation: None

Annual Contributions to Local and State Economy

Total Expenditures: \$39,173,300

- 386 full-time equivalent jobs (salaried and contract), including key areas such as

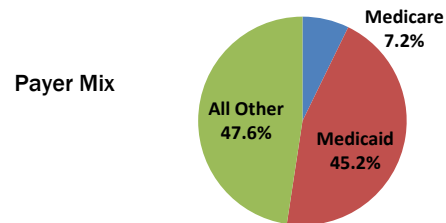
Therapists	0	Dietary & Housekeeping	80
Nurses: 180 total, including		Contract Labor: 6 total, including	
■ Registered Nurses (RNs)	39	■ Nursing	0
■ Licensed Practical Nurses (LPNs)	37	■ Therapists	6
■ Certified Nursing Assistants (CNAs)	104	■ Other	0
Administrative	34	Plant Operations and Maintenance	23

- New Jersey nursing homes are subject to a quarterly assessment of \$11.92 per non-Medicare day. Annually, this tax totals \$1,486,090 for Masonic Home of New Jersey.
- Total Employee Payroll: \$15,523,413
- Estimated State Income Taxes Paid by Employees: \$857,669

Statistical Profile

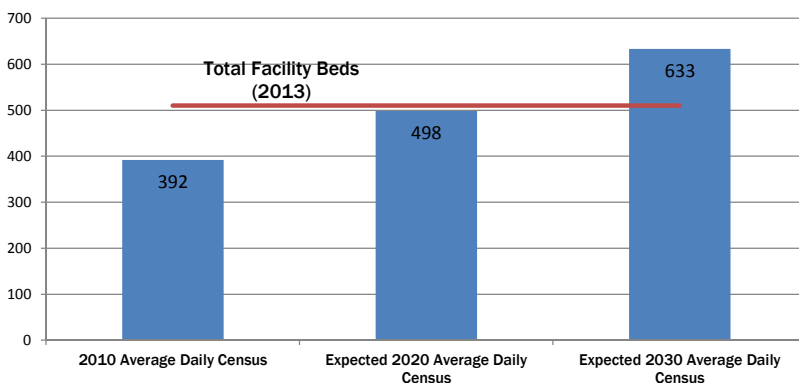
■ Medicare Ratings (from 1 to 5 stars)		Avg. Daily Census	Medicare 26.6	Medicaid 166.2	All Other 175.3	Total 368.1
Medicare Overall Rating	★★★★	Avg. Length of Stay	40.6	866.8	407.6	288.3
Medicare Quality Measure Rating	★★★★★	Occupancy Rate	5.2%	32.6%	34.4%	72.2%

% Medicare Days in Ultra/Very High RUGs	57.3%
Routine Cost per Day	\$161.58
Total Beds	510



- More than half of New Jersey's nursing home residents receive financial assistance from Medicaid, the health care program for low-income individuals that is funded by the federal and state governments. Medicaid pays nursing homes significantly lower than the cost of care. An American Health Care Association study indicates New Jersey Medicaid pays nursing homes 18 percent less than cost, resulting in an estimated \$500 million shortfall statewide between the Medicaid rate and the actual cost of care in 2013.

Community Need



New Jersey is striving to reduce institutional long term care use under Medicaid. However, the demographic trend for New Jersey indicates that nursing home bed capacity must remain stable to accommodate the need for advanced care among the oldest and frailest.

National data indicates that on average, 35 percent of people aged 65+ will enter a nursing home for varying lengths of stay. In addition, New Jersey's elderly population is projected to increase by 27.2 percent between 2010 and 2020, and by an additional 27.1 percent between 2020 and 2030, yielding approximately 1.9 million elderly residents by 2030.

The need for Masonic Home of New Jersey's services will continue to increase as the Baby-Boom generation ages.



Note: Figures may not add due to rounding.

MAYWOOD CENTER FOR HEALTH AND REHABILITATION

Ownership: For-profit

BPCI Model Participation: None

Annual Contributions to Local and State Economy

Total Expenditures: \$15,268,800

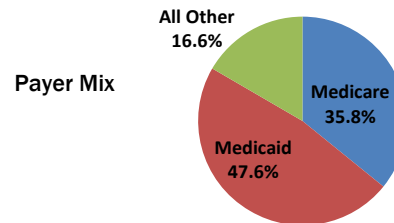
- 140 full-time equivalent jobs (salaried and contract), including key areas such as

Therapists	0	Dietary & Housekeeping	24
Nurses: 80 total, including		Contract Labor: 11 total, including	
■ Registered Nurses (RNs)	12	■ Nursing	1
■ Licensed Practical Nurses (LPNs)	18	■ Therapists	11
■ Certified Nursing Assistants (CNAs)	50	■ Other	0
Administrative	5	Plant Operations and Maintenance	2

- New Jersey nursing homes are subject to a quarterly assessment of \$11.92 per non-Medicare day. Annually, this tax totals \$306,070 for Maywood Center for Health and Rehabilitation.
- Total Employee Payroll: \$5,453,672
- Estimated State Income Taxes Paid by Employees: \$301,315

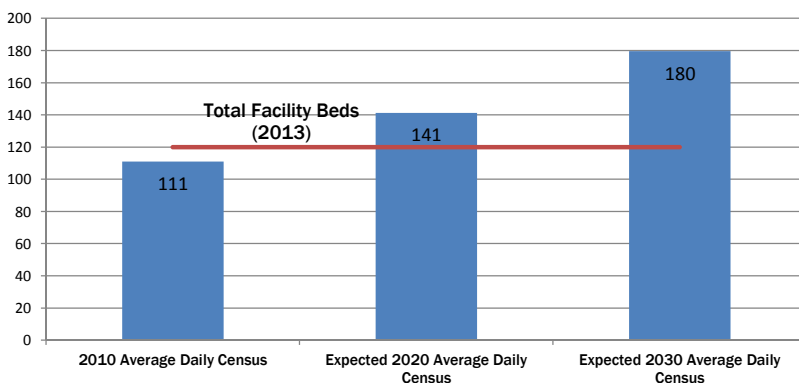
Statistical Profile

■ Medicare Ratings (from 1 to 5 stars)		Avg. Daily Census	Medicare 39.3	Medicaid 52.2	All Other 18.2	Total 109.6
Medicare Overall Rating	★★	Avg. Length of Stay	27.8	373.3	65.1	59.9
Medicare Quality Measure Rating	★★★	Occupancy Rate	32.7%	43.5%	15.2%	91.4%
% Medicare Days in Ultra/Very High RUGs	82.9%					
Routine Cost per Day	\$290.02					
Total Beds	120					



- More than half of New Jersey's nursing home residents receive financial assistance from Medicaid, the health care program for low-income individuals that is funded by the federal and state governments. Medicaid pays nursing homes significantly less than the cost of care. An American Health Care Association study indicates New Jersey Medicaid pays nursing homes 18 percent less than cost, resulting in an estimated \$500 million shortfall statewide between the Medicaid rate and the actual cost of care in 2013.

Community Need



New Jersey is striving to reduce institutional long term care use under Medicaid. However, the demographic trend for New Jersey indicates that nursing home bed capacity must remain stable to accommodate the need for advanced care among the oldest and frailest.

National data indicates that on average, 35 percent of people aged 65+ will enter a nursing home for varying lengths of stay. In addition, New Jersey's elderly population is projected to increase by 27.2 percent between 2010 and 2020, and by an additional 27.1 percent between 2020 and 2030, yielding approximately 1.9 million elderly residents by 2030.

The need for Maywood Center for Health and Rehabilitation's services will continue to increase as the Baby-Boom generation ages.



Note: Figures may not add due to rounding.

MCAULEY HALL HEALTH CARE CENTER

Ownership: Nonprofit

BPCI Model Participation: None

Annual Contributions to Local and State Economy

Total Expenditures: \$5,867,300

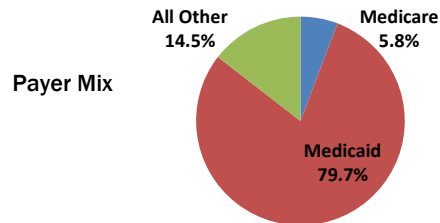
- 83 full-time equivalent jobs (salaried and contract), including key areas such as

Therapists	0	Dietary & Housekeeping	21
Nurses: 48 total, including		Contract Labor: 0 total, including	
■ Registered Nurses (RNs)	7	■ Nursing	0
■ Licensed Practical Nurses (LPNs)	9	■ Therapists	0
■ Certified Nursing Assistants (CNAs)	32	■ Other	0
Administrative	7	Plant Operations and Maintenance	2

- New Jersey nursing homes are subject to a quarterly assessment of \$11.92 per non-Medicare day. Annually, this tax totals \$293,888 for Mcauley Hall Health Care Center.
- Total Employee Payroll: \$3,105,544
- Estimated State Income Taxes Paid by Employees: \$171,581

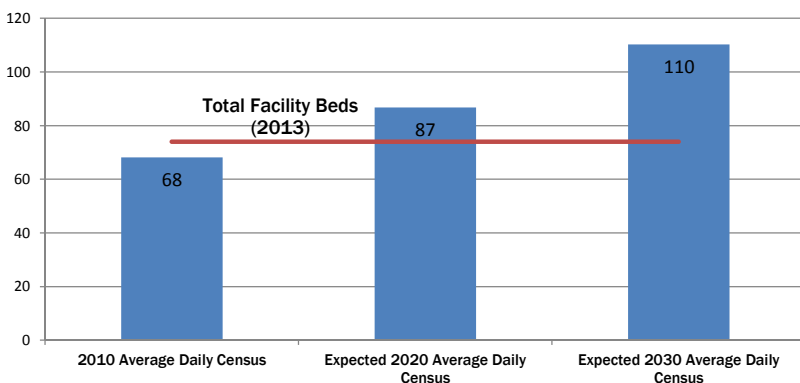
Statistical Profile

■ Medicare Ratings (from 1 to 5 stars)		Avg. Daily Census	Medicare 4.2	Medicaid 57.2	All Other 10.4	Total 71.7
Medicare Overall Rating	★★★★★	Avg. Length of Stay	168.3	1,490.1	541.9	872.3
Medicare Quality Measure Rating	★★★★★	Occupancy Rate	5.6%	77.2%	14.0%	96.9%
% Medicare Days in Ultra/Very High RUGs	98.9%					
Routine Cost per Day	\$202.83					
Total Beds	74					



- More than half of New Jersey's nursing home residents receive financial assistance from Medicaid, the health care program for low-income individuals that is funded by the federal and state governments. Medicaid pays nursing homes significantly lower than the cost of care. An American Health Care Association study indicates New Jersey Medicaid pays nursing homes 18 percent less than cost, resulting in an estimated \$500 million shortfall statewide between the Medicaid rate and the actual cost of care in 2013.

Community Need



New Jersey is striving to reduce institutional long term care use under Medicaid. However, the demographic trend for New Jersey indicates that nursing home bed capacity must remain stable to accommodate the need for advanced care among the oldest and frailest.

National data indicates that on average, 35 percent of people aged 65+ will enter a nursing home for varying lengths of stay. In addition, New Jersey's elderly population is projected to increase by 27.2 percent between 2010 and 2020, and by an additional 27.1 percent between 2020 and 2030, yielding approximately 1.9 million elderly residents by 2030.

The need for Mcauley Hall Health Care Center's services will continue to increase as the Baby-Boom generation ages.



Note: Figures may not add due to rounding.

MEADOWVIEW NURSING & RESPIRATORY CARE CENTER

Ownership: For-profit

BPCI Model Participation: None

Annual Contributions to Local and State Economy

Total Expenditures: \$24,743,900

- 167 full-time equivalent jobs (salaried and contract), including key areas such as

Therapists	12	Dietary & Housekeeping	0
Nurses: 123 total, including		Contract Labor: 8 total, including	
■ Registered Nurses (RNs)	21	■ Nursing	0
■ Licensed Practical Nurses (LPNs)	42	■ Therapists	8
■ Certified Nursing Assistants (CNAs)	59	■ Other	0
Administrative	11	Plant Operations and Maintenance	2

- New Jersey nursing homes are subject to a quarterly assessment of \$11.92 per non-Medicare day. Annually, this tax totals \$574,365 for Meadowview Nursing & Respiratory Care Center.

Total Employee Payroll: \$8,401,455

Estimated State Income Taxes Paid by Employees: \$464,180

Statistical Profile

- Medicare Ratings (from 1 to 5 stars)

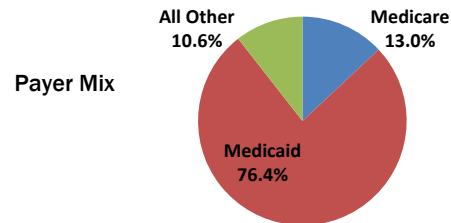
Medicare Overall Rating ★★
 Medicare Quality Measure Rating ★★★★★

	Medicare	Medicaid	All Other	Total
Avg. Daily Census	19.8	116.0	16.0	151.8
Avg. Length of Stay	27.0	423.4	29.7	98.2
Occupancy Rate	11.0%	64.4%	8.9%	84.3%

% Medicare Days in Ultra/Very High RUGs 55.3%

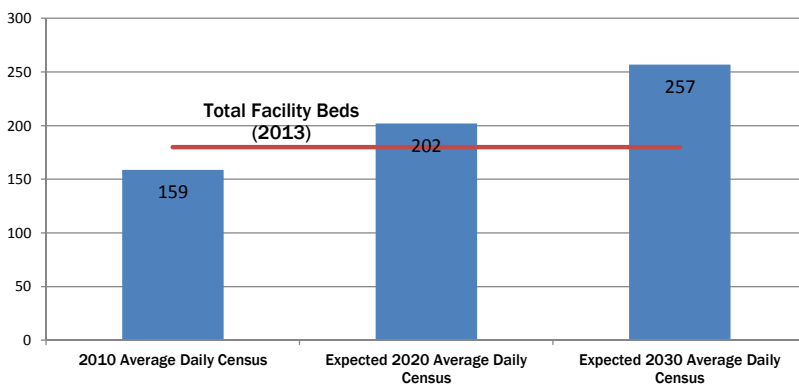
Routine Cost per Day \$283.21

Total Beds 180
 Inclusive of 32 Ventilator SCNF beds



- More than half of New Jersey's nursing home residents receive financial assistance from Medicaid, the health care program for low-income individuals that is funded by the federal and state governments. Medicaid pays nursing homes significantly lower than the cost of care. An American Health Care Association study indicates New Jersey Medicaid pays nursing homes 18 percent less than cost, resulting in an estimated \$500 million shortfall statewide between the Medicaid rate and the actual cost of care in 2013.

Community Need



New Jersey is striving to reduce institutional long term care use under Medicaid. However, the demographic trend for New Jersey indicates that nursing home bed capacity must remain stable to accommodate the need for advanced care among the oldest and frailest.

National data indicates that on average, 35 percent of people aged 65+ will enter a nursing home for varying lengths of stay. In addition, New Jersey's elderly population is projected to increase by 27.2 percent between 2010 and 2020, and by an additional 27.1 percent between 2020 and 2030, yielding approximately 1.9 million elderly residents by 2030.

The need for Meadowview Nursing & Respiratory Care Center's services will continue to increase as the Baby-Boom generation ages.



Note: Figures may not add due to rounding.

MEADOWVIEW NURSING AND REHABILITATION CENTER

Ownership: Governmental

BPCI Model Participation: None

Annual Contributions to Local and State Economy

Total Expenditures: \$19,850,000

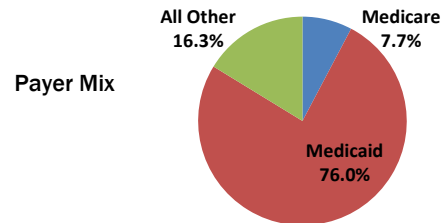
- 205 full-time equivalent jobs (salaried and contract), including key areas such as

Therapists	0	Dietary & Housekeeping	50
Nurses: 122 total, including		Contract Labor: 3 total, including	
■ Registered Nurses (RNs)	16	■ Nursing	0
■ Licensed Practical Nurses (LPNs)	23	■ Therapists	3
■ Certified Nursing Assistants (CNAs)	83	■ Other	0
Administrative	11	Plant Operations and Maintenance	3

- New Jersey nursing homes are subject to a quarterly assessment of \$11.92 per non-Medicare day. Annually, this tax totals \$655,004 for Meadowview Nursing and Rehabilitation Center.
- Total Employee Payroll: \$9,334,018
- Estimated State Income Taxes Paid by Employees: \$515,704

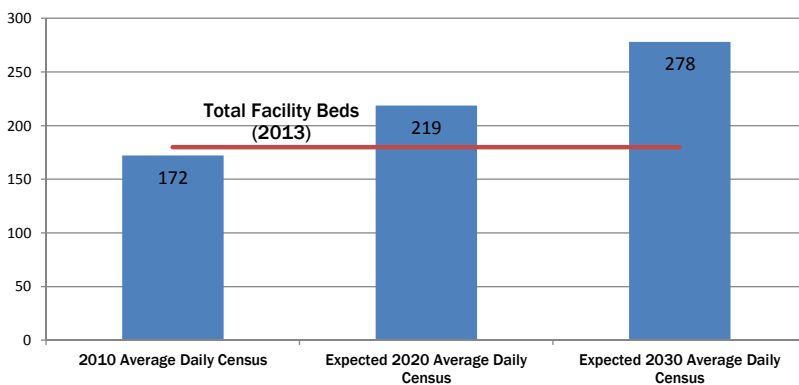
Statistical Profile

■ Medicare Ratings (from 1 to 5 stars)		Avg. Daily Census	Medicare 12.6	Medicaid 124.0	All Other 26.5	Total 163.1
Medicare Overall Rating	★	Avg. Length of Stay	36.8	274.4	130.8	163.6
Medicare Quality Measure Rating	★★★★	Occupancy Rate	7.0%	68.9%	14.7%	90.6%
% Medicare Days in Ultra/Very High RUGs	52.0%					
Routine Cost per Day	\$319.53					
Total Beds	180					



- More than half of New Jersey's nursing home residents receive financial assistance from Medicaid, the health care program for low-income individuals that is funded by the federal and state governments. Medicaid pays nursing homes significantly lower than the cost of care. An American Health Care Association study indicates New Jersey Medicaid pays nursing homes 18 percent less than cost, resulting in an estimated \$500 million shortfall statewide between the Medicaid rate and the actual cost of care in 2013.

Community Need



New Jersey is striving to reduce institutional long term care use under Medicaid. However, the demographic trend for New Jersey indicates that nursing home bed capacity must remain stable to accommodate the need for advanced care among the oldest and frailest.

National data indicates that on average, 35 percent of people aged 65+ will enter a nursing home for varying lengths of stay. In addition, New Jersey's elderly population is projected to increase by 27.2 percent between 2010 and 2020, and by an additional 27.1 percent between 2020 and 2030, yielding approximately 1.9 million elderly residents by 2030.

The need for Meadowview Nursing and Rehabilitation Center's services will continue to increase as the Baby-Boom generation ages.



Note: Figures may not add due to rounding.

MEDFORD CARE CENTER

Ownership: For-profit

BPCI Model Participation: None

Annual Contributions to Local and State Economy

Total Expenditures: \$10,545,400

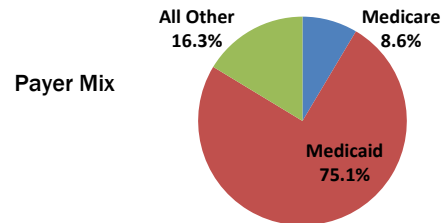
- 147 full-time equivalent jobs (salaried and contract), including key areas such as

Therapists	8	Dietary & Housekeeping	37
Nurses: 79 total, including		Contract Labor: 0 total, including	
■ Registered Nurses (RNs)	25	■ Nursing	0
■ Licensed Practical Nurses (LPNs)	12	■ Therapists	0
■ Certified Nursing Assistants (CNAs)	41	■ Other	0
Administrative	10	Plant Operations and Maintenance	4

- New Jersey nursing homes are subject to a quarterly assessment of \$11.92 per non-Medicare day. Annually, this tax totals \$443,710 for Medford Care Center.
- Total Employee Payroll: \$5,740,833
- Estimated State Income Taxes Paid by Employees: \$317,181

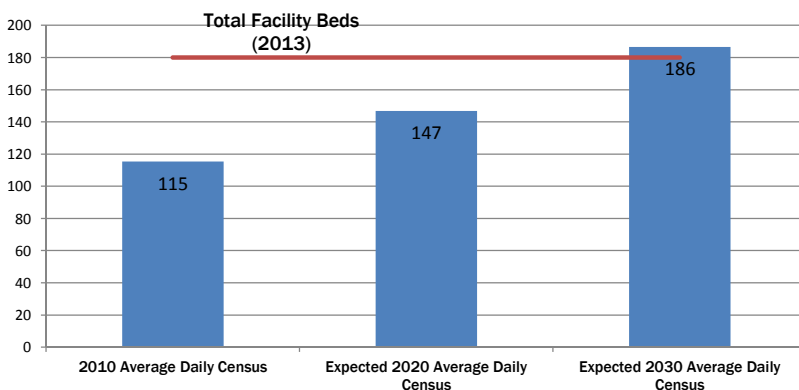
Statistical Profile

■ Medicare Ratings (from 1 to 5 stars)		Avg. Daily Census	Medicare 9.6	Medicaid 83.8	All Other 18.2	Total 111.5
Medicare Overall Rating	★★★★	Avg. Length of Stay	37.5	355.5	229.3	195.7
Medicare Quality Measure Rating	★★★	Occupancy Rate	5.3%	46.5%	10.1%	62.0%
% Medicare Days in Ultra/Very High RUGs	83.2%					
Routine Cost per Day	\$228.48					
Total Beds	180					



- More than half of New Jersey's nursing home residents receive financial assistance from Medicaid, the health care program for low-income individuals that is funded by the federal and state governments. Medicaid pays nursing homes significantly lower than the cost of care. An American Health Care Association study indicates New Jersey Medicaid pays nursing homes 18 percent less than cost, resulting in an estimated \$500 million shortfall statewide between the Medicaid rate and the actual cost of care in 2013.

Community Need



New Jersey is striving to reduce institutional long term care use under Medicaid. However, the demographic trend for New Jersey indicates that nursing home bed capacity must remain stable to accommodate the need for advanced care among the oldest and frailest.

National data indicates that on average, 35 percent of people aged 65+ will enter a nursing home for varying lengths of stay. In addition, New Jersey's elderly population is projected to increase by 27.2 percent between 2010 and 2020, and by an additional 27.1 percent between 2020 and 2030, yielding approximately 1.9 million elderly residents by 2030.

The need for Medford Care Center's services will continue to increase as the Baby-Boom generation ages.



Note: Figures may not add due to rounding.

MEDFORD LEAS

Ownership: Nonprofit

BPCI Model Participation: None

Annual Contributions to Local and State Economy

Total Expenditures: \$28,255,700

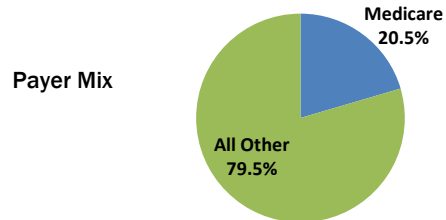
- 286 full-time equivalent jobs (salaried and contract), including key areas such as

Therapists	0	Dietary & Housekeeping	86
Nurses: 45 total, including		Contract Labor: 13 total, including	
■ Registered Nurses (RNs)	10	■ Nursing	0
■ Licensed Practical Nurses (LPNs)	9	■ Therapists	13
■ Certified Nursing Assistants (CNAs)	26	■ Other	0
Administrative	19	Plant Operations and Maintenance	19

- New Jersey nursing homes are subject to a quarterly assessment of \$11.92 per non-Medicare day. Annually, this tax totals \$221,283 for Medford Leas.
- Total Employee Payroll: \$11,218,533
- Estimated State Income Taxes Paid by Employees: \$619,824

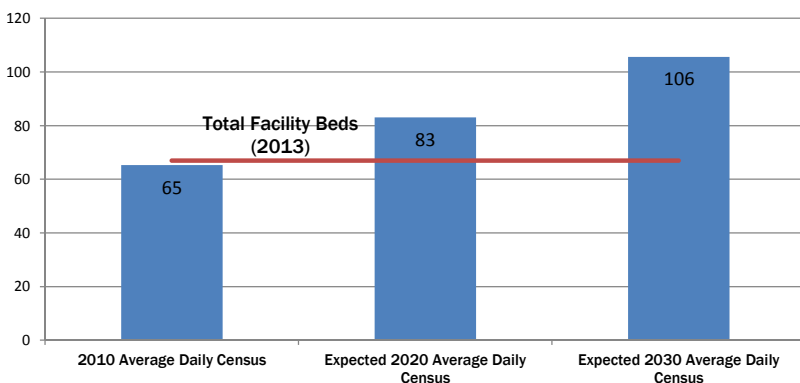
Statistical Profile

■ Medicare Ratings (from 1 to 5 stars)		Avg. Daily Census	Medicare 13.1	Medicaid 0.0	All Other 50.9	Total 63.9
Medicare Overall Rating	★★★★★	Avg. Length of Stay	26.5	0.0	371.3	101.5
Medicare Quality Measure Rating	★★★★	Occupancy Rate	19.5%	0.0%	75.9%	95.4%
% Medicare Days in Ultra/Very High RUGs	92.5%					
Routine Cost per Day	\$250.28					
Total Beds	67					



- More than half of New Jersey's nursing home residents receive financial assistance from Medicaid, the health care program for low-income individuals that is funded by the federal and state governments. Medicaid pays nursing homes significantly lower than the cost of care. An American Health Care Association study indicates New Jersey Medicaid pays nursing homes 18 percent less than cost, resulting in an estimated \$500 million shortfall statewide between the Medicaid rate and the actual cost of care in 2013.

Community Need



New Jersey is striving to reduce institutional long term care use under Medicaid. However, the demographic trend for New Jersey indicates that nursing home bed capacity must remain stable to accommodate the need for advanced care among the oldest and frailest.

National data indicates that on average, 35 percent of people aged 65+ will enter a nursing home for varying lengths of stay. In addition, New Jersey's elderly population is projected to increase by 27.2 percent between 2010 and 2020, and by an additional 27.1 percent between 2020 and 2030, yielding approximately 1.9 million elderly residents by 2030.

The need for Medford Leas's services will continue to increase as the Baby-Boom generation ages.



Note: Figures may not add due to rounding.

MEDICENTER REHABILITATION AND NURSING

Ownership: For-profit

BPCI Model Participation: None

Annual Contributions to Local and State Economy

Total Expenditures: \$6,683,200

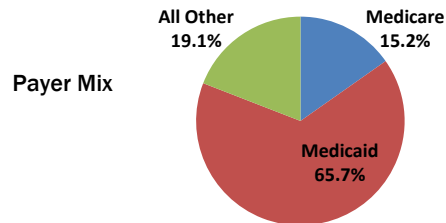
- 96 full-time equivalent jobs (salaried and contract), including key areas such as

Therapists	0	Dietary & Housekeeping	18
Nurses: 50 total, including		Contract Labor: 5 total, including	
■ Registered Nurses (RNs)	5	■ Nursing	0
■ Licensed Practical Nurses (LPNs)	15	■ Therapists	5
■ Certified Nursing Assistants (CNAs)	30	■ Other	0
Administrative	6	Plant Operations and Maintenance	2

- New Jersey nursing homes are subject to a quarterly assessment of \$11.92 per non-Medicare day. Annually, this tax totals \$266,233 for Mediacenter Rehabilitation and Nursing.
- Total Employee Payroll: \$3,181,296
- Estimated State Income Taxes Paid by Employees: \$175,767

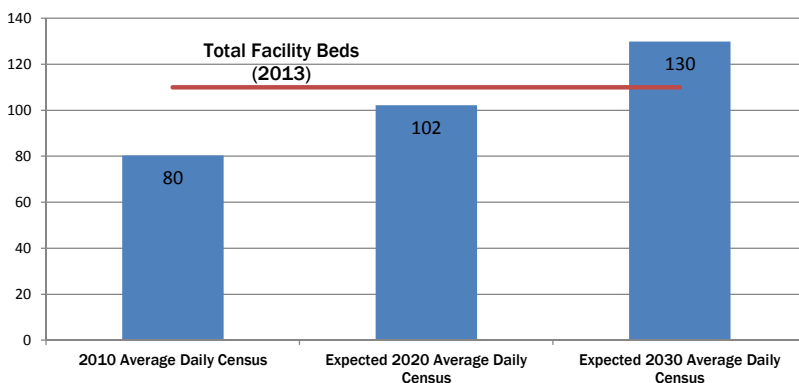
Statistical Profile

■ Medicare Ratings (from 1 to 5 stars)		Avg. Daily Census	Medicare 11.0	Medicaid 47.4	All Other 13.8	Total 72.2
Medicare Overall Rating	★★	Avg. Length of Stay	49.6	314.7	67.0	124.9
Medicare Quality Measure Rating	★	Occupancy Rate	10.0%	43.1%	12.5%	65.6%
% Medicare Days in Ultra/Very High RUGs	71.4%					
Routine Cost per Day	\$208.60					
Total Beds	110					



- More than half of New Jersey's nursing home residents receive financial assistance from Medicaid, the health care program for low-income individuals that is funded by the federal and state governments. Medicaid pays nursing homes significantly lower than the cost of care. An American Health Care Association study indicates New Jersey Medicaid pays nursing homes 18 percent less than cost, resulting in an estimated \$500 million shortfall statewide between the Medicaid rate and the actual cost of care in 2013.

Community Need



New Jersey is striving to reduce institutional long term care use under Medicaid. However, the demographic trend for New Jersey indicates that nursing home bed capacity must remain stable to accommodate the need for advanced care among the oldest and frailest.

National data indicates that on average, 35 percent of people aged 65+ will enter a nursing home for varying lengths of stay. In addition, New Jersey's elderly population is projected to increase by 27.2 percent between 2010 and 2020, and by an additional 27.1 percent between 2020 and 2030, yielding approximately 1.9 million elderly residents by 2030.

The need for Mediacenter Rehabilitation and Nursing's services will continue to increase as the Baby-Boom generation ages.



Note: Figures may not add due to rounding.

MERCERVILLE CENTER

Ownership: For-profit

BPCI Model Participation: None

Annual Contributions to Local and State Economy

Total Expenditures: \$12,007,000

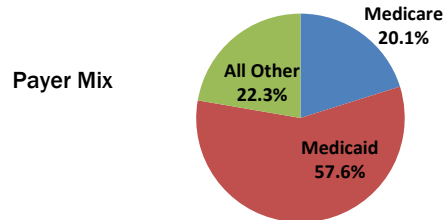
- 130 full-time equivalent jobs (salaried and contract), including key areas such as

Therapists	0	Dietary & Housekeeping	24
Nurses: 79 total, including		Contract Labor: 12 total, including	
■ Registered Nurses (RNs)	24	■ Nursing	0
■ Licensed Practical Nurses (LPNs)	15	■ Therapists	9
■ Certified Nursing Assistants (CNAs)	40	■ Other	4
Administrative	7	Plant Operations and Maintenance	2

- New Jersey nursing homes are subject to a quarterly assessment of \$11.92 per non-Medicare day. Annually, this tax totals \$363,548 for Mercerville Center.
- Total Employee Payroll: \$5,427,189
- Estimated State Income Taxes Paid by Employees: \$299,852

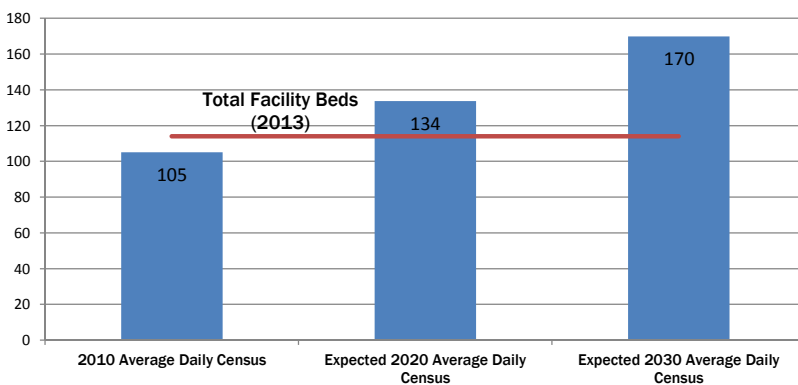
Statistical Profile

■ Medicare Ratings (from 1 to 5 stars)		Avg. Daily Census	Medicare 21.1	Medicaid 60.2	All Other 23.3	Total 104.6
Medicare Overall Rating	★★★★	Avg. Length of Stay	44.2	563.7	78.1	118.6
Medicare Quality Measure Rating	★★★	Occupancy Rate	18.5%	52.8%	20.5%	91.8%
% Medicare Days in Ultra/Very High RUGs	75.6%					
Routine Cost per Day	\$252.10					
Total Beds	114					



- More than half of New Jersey's nursing home residents receive financial assistance from Medicaid, the health care program for low-income individuals that is funded by the federal and state governments. Medicaid pays nursing homes significantly lower than the cost of care. An American Health Care Association study indicates New Jersey Medicaid pays nursing homes 18 percent less than cost, resulting in an estimated \$500 million shortfall statewide between the Medicaid rate and the actual cost of care in 2013.

Community Need



New Jersey is striving to reduce institutional long term care use under Medicaid. However, the demographic trend for New Jersey indicates that nursing home bed capacity must remain stable to accommodate the need for advanced care among the oldest and frailest.

National data indicates that on average, 35 percent of people aged 65+ will enter a nursing home for varying lengths of stay. In addition, New Jersey's elderly population is projected to increase by 27.2 percent between 2010 and 2020, and by an additional 27.1 percent between 2020 and 2030, yielding approximately 1.9 million elderly residents by 2030.

The need for Mercerville Center's services will continue to increase as the Baby-Boom generation ages.



Note: Figures may not add due to rounding.

MERIDIAN NURSING AND REHABILITATION AT BRICK

Ownership: Nonprofit

BPCI Model Participation: None

Annual Contributions to Local and State Economy

Total Expenditures: \$17,172,600

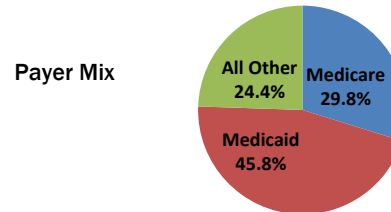
- 196 full-time equivalent jobs (salaried and contract), including key areas such as

Therapists	13	Dietary & Housekeeping	43
Nurses: 109 total, including		Contract Labor: 1 total, including	
■ Registered Nurses (RNs)	27	■ Nursing	0
■ Licensed Practical Nurses (LPNs)	31	■ Therapists	1
■ Certified Nursing Assistants (CNAs)	52	■ Other	0
Administrative	13	Plant Operations and Maintenance	2

- New Jersey nursing homes are subject to a quarterly assessment of \$11.92 per non-Medicare day. Annually, this tax totals \$385,695 for Meridian Nursing and Rehabilitation at Brick.
- Total Employee Payroll: \$8,960,799
- Estimated State Income Taxes Paid by Employees: \$495,084

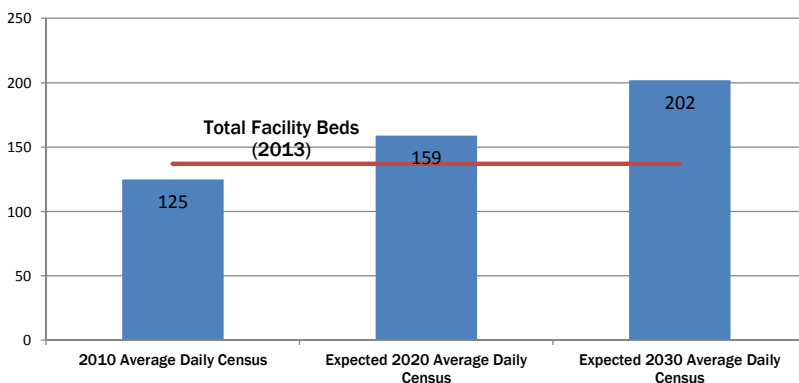
Statistical Profile

■ Medicare Ratings (from 1 to 5 stars)		Avg. Daily Census	Medicare 37.6	Medicaid 57.8	All Other 30.9	Total 126.3
Medicare Overall Rating	★★★★★	Avg. Length of Stay	23.8	585.8	31.4	47.4
Medicare Quality Measure Rating	★★★★★	Occupancy Rate	27.5%	42.2%	22.5%	92.2%
% Medicare Days in Ultra/Very High RUGs	84.7%					
Routine Cost per Day	\$275.14					
Total Beds	137					



- More than half of New Jersey's nursing home residents receive financial assistance from Medicaid, the health care program for low-income individuals that is funded by the federal and state governments. Medicaid pays nursing homes significantly less than the cost of care. An American Health Care Association study indicates New Jersey Medicaid pays nursing homes 18 percent less than cost, resulting in an estimated \$500 million shortfall statewide between the Medicaid rate and the actual cost of care in 2013.

Community Need



New Jersey is striving to reduce institutional long term care use under Medicaid. However, the demographic trend for New Jersey indicates that nursing home bed capacity must remain stable to accommodate the need for advanced care among the oldest and frailest.

National data indicates that on average, 35 percent of people aged 65+ will enter a nursing home for varying lengths of stay. In addition, New Jersey's elderly population is projected to increase by 27.2 percent between 2010 and 2020, and by an additional 27.1 percent between 2020 and 2030, yielding approximately 1.9 million elderly residents by 2030.

The need for Meridian Nursing and Rehabilitation at Brick's services will continue to increase as the Baby-Boom generation ages.



Note: Figures may not add due to rounding.

MERIDIAN NURSING AND REHABILITATION AT OCEAN GROVE

Ownership: Nonprofit

BPCI Model Participation: None

Annual Contributions to Local and State Economy

Total Expenditures: \$16,904,600

- 184 full-time equivalent jobs (salaried and contract), including key areas such as

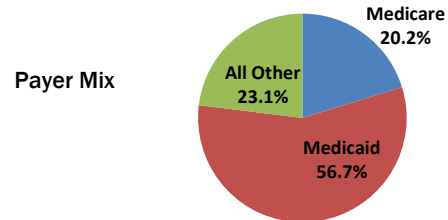
Therapists	11	Dietary & Housekeeping	43
Nurses: 105 total, including		Contract Labor: 0 total, including	
■ Registered Nurses (RNs)	29	■ Nursing	0
■ Licensed Practical Nurses (LPNs)	16	■ Therapists	0
■ Certified Nursing Assistants (CNAs)	60	■ Other	0
Administrative	11	Plant Operations and Maintenance	3

- New Jersey nursing homes are subject to a quarterly assessment of \$11.92 per non-Medicare day. Annually, this tax totals \$463,879 for Meridian Nursing and Rehabilitation at Ocean Grove.
- Total Employee Payroll: \$8,399,760
- Estimated State Income Taxes Paid by Employees: \$464,087

Statistical Profile

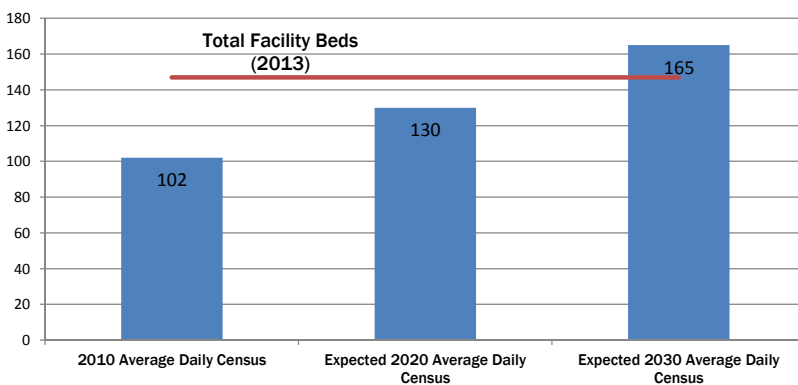
■ Medicare Ratings (from 1 to 5 stars)		Avg. Daily Census	Medicare 27.1	Medicaid 75.8	All Other 30.8	Total 133.7
Medicare Overall Rating	★★★★★	Avg. Length of Stay	22.8	838.3	48.7	70.0
Medicare Quality Measure Rating	★★★★★	Occupancy Rate	18.4%	51.6%	21.0%	90.9%

% Medicare Days in Ultra/Very High RUGs	86.7%
Routine Cost per Day	\$260.25
Total Beds	147



- More than half of New Jersey's nursing home residents receive financial assistance from Medicaid, the health care program for low-income individuals that is funded by the federal and state governments. Medicaid pays nursing homes significantly lower than the cost of care. An American Health Care Association study indicates New Jersey Medicaid pays nursing homes 18 percent less than cost, resulting in an estimated \$500 million shortfall statewide between the Medicaid rate and the actual cost of care in 2013.

Community Need



New Jersey is striving to reduce institutional long term care use under Medicaid. However, the demographic trend for New Jersey indicates that nursing home bed capacity must remain stable to accommodate the need for advanced care among the oldest and frailest.

National data indicates that on average, 35 percent of people aged 65+ will enter a nursing home for varying lengths of stay. In addition, New Jersey's elderly population is projected to increase by 27.2 percent between 2010 and 2020, and by an additional 27.1 percent between 2020 and 2030, yielding approximately 1.9 million elderly residents by 2030.

The need for Meridian Nursing and Rehabilitation at Ocean Grove's services will continue to increase as the Baby-Boom generation ages.



Note: Figures may not add due to rounding.

MERIDIAN NURSING AND REHABILITATION AT SHREWSBURY

Ownership: Nonprofit

BPCI Model Participation: None

Annual Contributions to Local and State Economy

Total Expenditures: \$18,594,500

- 203 full-time equivalent jobs (salaried and contract), including key areas such as

Therapists	18	Dietary & Housekeeping	41
Nurses: 113 total, including		Contract Labor: 2 total, including	
■ Registered Nurses (RNs)	38	■ Nursing	0
■ Licensed Practical Nurses (LPNs)	23	■ Therapists	2
■ Certified Nursing Assistants (CNAs)	52	■ Other	0
Administrative	12	Plant Operations and Maintenance	2

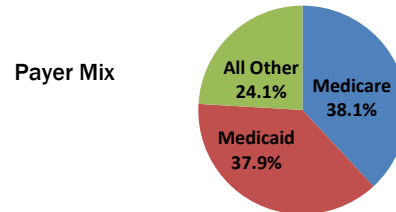
- New Jersey nursing homes are subject to a quarterly assessment of \$11.92 per non-Medicare day. Annually, this tax totals \$342,199 for Meridian Nursing and Rehabilitation at Shrewsbury.

Total Employee Payroll: \$9,713,824

Estimated State Income Taxes Paid by Employees: \$536,689

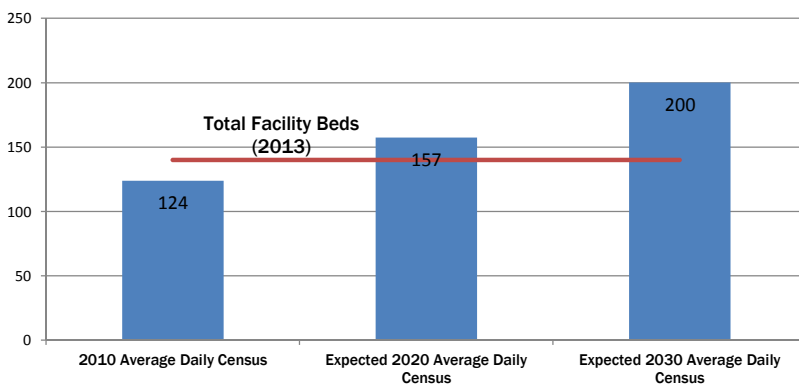
Statistical Profile

■ Medicare Ratings (from 1 to 5 stars)		Avg. Daily Census	Medicare 48.4	Medicaid 48.1	All Other 30.6	Total 127.0
Medicare Overall Rating	★★★★★	Avg. Length of Stay	19.9	548.6	21.4	32.2
Medicare Quality Measure Rating	★★★★★	Occupancy Rate	34.6%	34.4%	21.8%	90.7%
% Medicare Days in Ultra/Very High RUGs	83.9%					
Routine Cost per Day	\$291.88					
Total Beds	140					



- More than half of New Jersey's nursing home residents receive financial assistance from Medicaid, the health care program for low-income individuals that is funded by the federal and state governments. Medicaid pays nursing homes significantly less than the cost of care. An American Health Care Association study indicates New Jersey Medicaid pays nursing homes 18 percent less than cost, resulting in an estimated \$500 million shortfall statewide between the Medicaid rate and the actual cost of care in 2013.

Community Need



New Jersey is striving to reduce institutional long term care use under Medicaid. However, the demographic trend for New Jersey indicates that nursing home bed capacity must remain stable to accommodate the need for advanced care among the oldest and frailest.

National data indicates that on average, 35 percent of people aged 65+ will enter a nursing home for varying lengths of stay. In addition, New Jersey's elderly population is projected to increase by 27.2 percent between 2010 and 2020, and by an additional 27.1 percent between 2020 and 2030, yielding approximately 1.9 million elderly residents by 2030.

The need for Meridian Nursing and Rehabilitation at Shrewsbury's services will continue to increase as the Baby-Boom generation ages.



Note: Figures may not add due to rounding.

MERIDIAN SUBACUTE REHABILITATION

Ownership: Nonprofit

BPCI Model Participation: None

Annual Contributions to Local and State Economy

Total Expenditures: \$20,009,600

- 212 full-time equivalent jobs (salaried and contract), including key areas such as

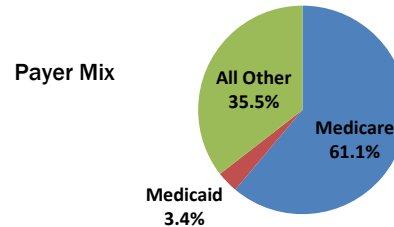
Therapists	30	Dietary & Housekeeping	35
Nurses: 118 total, including		Contract Labor: 2 total, including	
■ Registered Nurses (RNs)	43	■ Nursing	0
■ Licensed Practical Nurses (LPNs)	21	■ Therapists	2
■ Certified Nursing Assistants (CNAs)	54	■ Other	0
Administrative	14	Plant Operations and Maintenance	2

- New Jersey nursing homes are subject to a quarterly assessment of \$11.92 per non-Medicare day. Annually, this tax totals \$182,614 for Meridian Subacute Rehabilitation.
- Total Employee Payroll: \$10,845,948
- Estimated State Income Taxes Paid by Employees: \$599,239

Statistical Profile

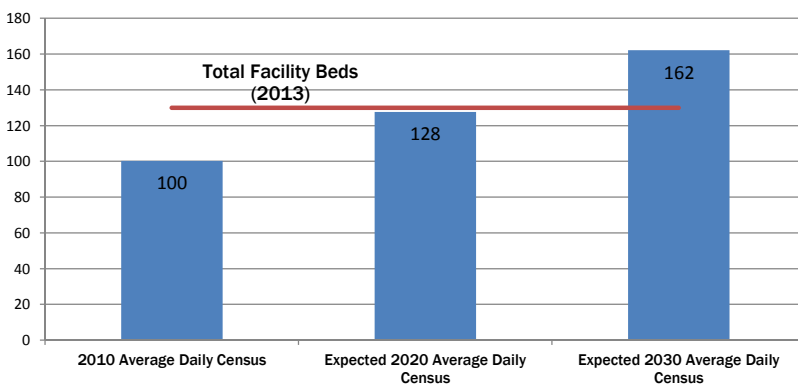
■ Medicare Ratings (from 1 to 5 stars)		Avg. Daily Census	Medicare 66.0	Medicaid 3.6	All Other 38.3	Total 108.0
Medicare Overall Rating	★★★★★	Avg. Length of Stay	17.9	331.3	15.7	17.6
Medicare Quality Measure Rating	★★★★★	Occupancy Rate	50.8%	2.8%	29.5%	83.1%

% Medicare Days in Ultra/Very High RUGs	90.7%
Routine Cost per Day	\$329.82
Total Beds	130



- More than half of New Jersey's nursing home residents receive financial assistance from Medicaid, the health care program for low-income individuals that is funded by the federal and state governments. Medicaid pays nursing homes significantly lower than the cost of care. An American Health Care Association study indicates New Jersey Medicaid pays nursing homes 18 percent less than cost, resulting in an estimated \$500 million shortfall statewide between the Medicaid rate and the actual cost of care in 2013.

Community Need



New Jersey is striving to reduce institutional long term care use under Medicaid. However, the demographic trend for New Jersey indicates that nursing home bed capacity must remain stable to accommodate the need for advanced care among the oldest and frailest.

National data indicates that on average, 35 percent of people aged 65+ will enter a nursing home for varying lengths of stay. In addition, New Jersey's elderly population is projected to increase by 27.2 percent between 2010 and 2020, and by an additional 27.1 percent between 2020 and 2030, yielding approximately 1.9 million elderly residents by 2030.

The need for Meridian Subacute Rehabilitation's services will continue to increase as the Baby-Boom generation ages.



Note: Figures may not add due to rounding.

MERRY HEART NURSING HOME

Ownership: For-profit

BPCI Model Participation: None

Annual Contributions to Local and State Economy

Total Expenditures: \$10,450,200

- 124 full-time equivalent jobs (salaried and contract), including key areas such as

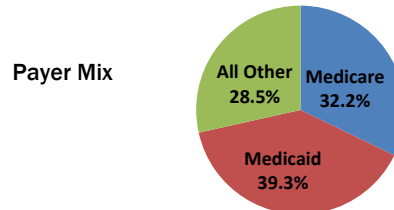
Therapists	0	Dietary & Housekeeping	21
Nurses: 60 total, including		Contract Labor: 16 total, including	
■ Registered Nurses (RNs)	15	■ Nursing	2
■ Licensed Practical Nurses (LPNs)	9	■ Therapists	14
■ Certified Nursing Assistants (CNAs)	36	■ Other	0
Administrative	9	Plant Operations and Maintenance	5

- New Jersey nursing homes are subject to a quarterly assessment of \$11.92 per non-Medicare day. Annually, this tax totals \$298,632 for Merry Heart Nursing Home.
- Total Employee Payroll: \$4,469,197
- Estimated State Income Taxes Paid by Employees: \$246,923

Statistical Profile

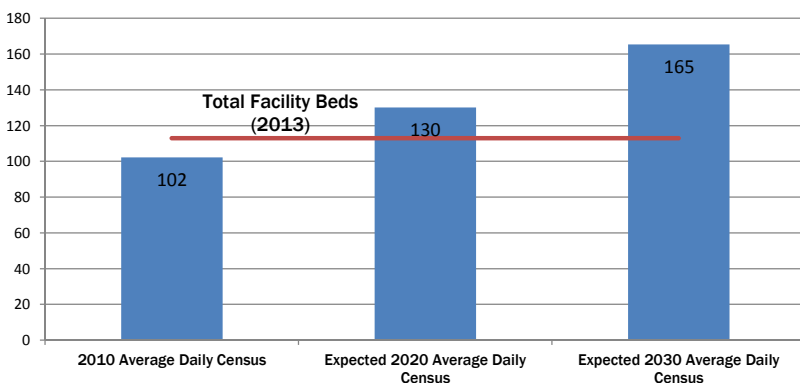
■ Medicare Ratings (from 1 to 5 stars)		Avg. Daily Census	Medicare 32.5	Medicaid 39.8	All Other 28.8	Total 101.2
Medicare Overall Rating	★★★★★	Avg. Length of Stay	27.1	538.1	128.3	67.5
Medicare Quality Measure Rating	★★★★★	Occupancy Rate	28.8%	35.2%	25.5%	89.5%

% Medicare Days in Ultra/Very High RUGs	72.3%
Routine Cost per Day	\$215.73
Total Beds	113



- More than half of New Jersey's nursing home residents receive financial assistance from Medicaid, the health care program for low-income individuals that is funded by the federal and state governments. Medicaid pays nursing homes significantly less than the cost of care. An American Health Care Association study indicates New Jersey Medicaid pays nursing homes 18 percent less than cost, resulting in an estimated \$500 million shortfall statewide between the Medicaid rate and the actual cost of care in 2013.

Community Need



New Jersey is striving to reduce institutional long term care use under Medicaid. However, the demographic trend for New Jersey indicates that nursing home bed capacity must remain stable to accommodate the need for advanced care among the oldest and frailest.

National data indicates that on average, 35 percent of people aged 65+ will enter a nursing home for varying lengths of stay. In addition, New Jersey's elderly population is projected to increase by 27.2 percent between 2010 and 2020, and by an additional 27.1 percent between 2020 and 2030, yielding approximately 1.9 million elderly residents by 2030.

The need for Merry Heart Nursing Home's services will continue to increase as the Baby-Boom generation ages.



Note: Figures may not add due to rounding.

MERRY HEART OF BOONTON TOWNSHIP

Ownership: For-profit

BPCI Model Participation: None

Annual Contributions to Local and State Economy

Total Expenditures: \$4,167,800

- 108 full-time equivalent jobs (salaried and contract), including key areas such as

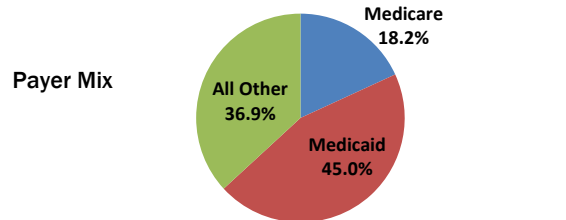
Therapists	0	Dietary & Housekeeping	20
Nurses: 58 total, including		Contract Labor: 8 total, including	
■ Registered Nurses (RNs)	15	■ Nursing	0
■ Licensed Practical Nurses (LPNs)	6	■ Therapists	8
■ Certified Nursing Assistants (CNAs)	37	■ Other	0
Administrative	6	Plant Operations and Maintenance	3

- New Jersey nursing homes are subject to a quarterly assessment of \$11.92 per non-Medicare day. Annually, this tax totals \$321,196 for Merry Heart of Boonton Township.
- Total Employee Payroll: \$1,950,187
- Estimated State Income Taxes Paid by Employees: \$107,748

Statistical Profile

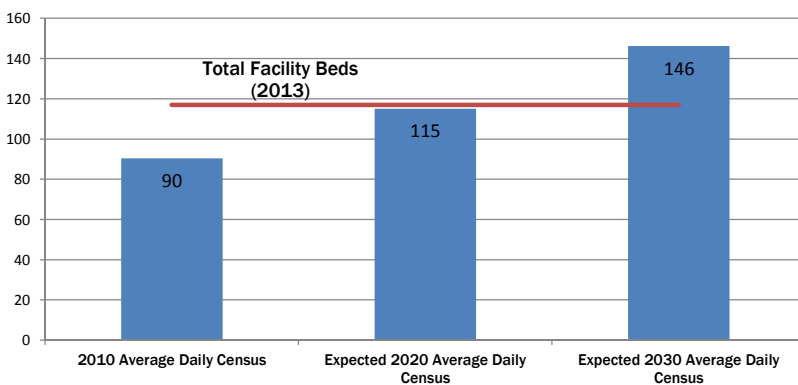
■ Medicare Ratings (from 1 to 5 stars)		Avg. Daily Census	Medicare 16.4	Medicaid 40.6	All Other 33.2	Total 90.2
Medicare Overall Rating	★★★★★	Avg. Length of Stay	37.2	822.9	139.5	123.8
Medicare Quality Measure Rating	★★★★★	Occupancy Rate	14.0%	34.7%	28.4%	77.1%

% Medicare Days in Ultra/Very High RUGs	77.6%
Routine Cost per Day	\$103.80
Total Beds	117



- More than half of New Jersey's nursing home residents receive financial assistance from Medicaid, the health care program for low-income individuals that is funded by the federal and state governments. Medicaid pays nursing homes significantly lower than the cost of care. An American Health Care Association study indicates New Jersey Medicaid pays nursing homes 18 percent less than cost, resulting in an estimated \$500 million shortfall statewide between the Medicaid rate and the actual cost of care in 2013.

Community Need



New Jersey is striving to reduce institutional long term care use under Medicaid. However, the demographic trend for New Jersey indicates that nursing home bed capacity must remain stable to accommodate the need for advanced care among the oldest and frailest.

National data indicates that on average, 35 percent of people aged 65+ will enter a nursing home for varying lengths of stay. In addition, New Jersey's elderly population is projected to increase by 27.2 percent between 2010 and 2020, and by an additional 27.1 percent between 2020 and 2030, yielding approximately 1.9 million elderly residents by 2030.

The need for Merry Heart of Boonton Township's services will continue to increase as the Baby-Boom generation ages.



Note: Figures may not add due to rounding.

MERWICK CARE & REHABILITATION CENTER

Ownership: For-profit

BPCI Model Participation: Model 3

Annual Contributions to Local and State Economy

Total Expenditures: \$22,058,500

- 160 full-time equivalent jobs (salaried and contract), including key areas such as

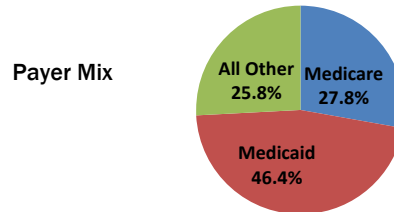
Therapists	0	Dietary & Housekeeping	0
Nurses: 105 total, including		Contract Labor: 22 total, including	
■ Registered Nurses (RNs)	19	■ Nursing	0
■ Licensed Practical Nurses (LPNs)	23	■ Therapists	22
■ Certified Nursing Assistants (CNAs)	64	■ Other	0
Administrative	6	Plant Operations and Maintenance	3

- New Jersey nursing homes are subject to a quarterly assessment of \$11.92 per non-Medicare day. Annually, this tax totals \$528,104 for Merwick Care & Rehabilitation Center.
- Total Employee Payroll: \$6,281,402
- Estimated State Income Taxes Paid by Employees: \$347,047

Statistical Profile

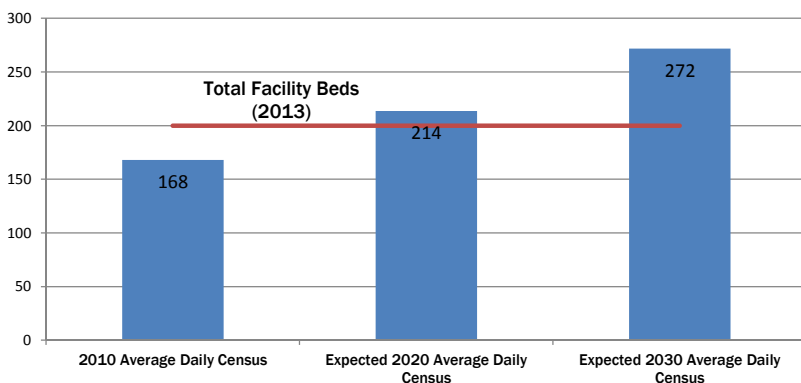
■ Medicare Ratings (from 1 to 5 stars)		Avg. Daily Census	Medicare 46.7	Medicaid 78.0	All Other 43.4	Total 168.1
Medicare Overall Rating	★★★	Avg. Length of Stay	29.7	312.8	53.5	63.9
Medicare Quality Measure Rating	★★★★★	Occupancy Rate	23.3%	39.0%	21.7%	84.0%

% Medicare Days in Ultra/Very High RUGs	93.8%
Routine Cost per Day	\$261.22
Total Beds	200



- More than half of New Jersey's nursing home residents receive financial assistance from Medicaid, the health care program for low-income individuals that is funded by the federal and state governments. Medicaid pays nursing homes significantly lower than the cost of care. An American Health Care Association study indicates New Jersey Medicaid pays nursing homes 18 percent less than cost, resulting in an estimated \$500 million shortfall statewide between the Medicaid rate and the actual cost of care in 2013.

Community Need



New Jersey is striving to reduce institutional long term care use under Medicaid. However, the demographic trend for New Jersey indicates that nursing home bed capacity must remain stable to accommodate the need for advanced care among the oldest and frailest.

National data indicates that on average, 35 percent of people aged 65+ will enter a nursing home for varying lengths of stay. In addition, New Jersey's elderly population is projected to increase by 27.2 percent between 2010 and 2020, and by an additional 27.1 percent between 2020 and 2030, yielding approximately 1.9 million elderly residents by 2030.

The need for Merwick Care & Rehabilitation Center's services will continue to increase as the Baby-Boom generation ages.



Note: Figures may not add due to rounding.

MILFORD MANOR

Ownership: For-profit

BPCI Model Participation: None

Annual Contributions to Local and State Economy

Total Expenditures: \$9,711,800

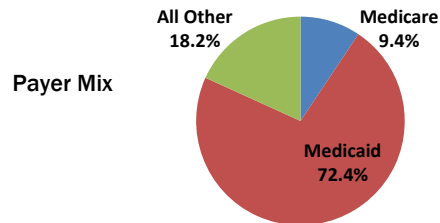
- 86 full-time equivalent jobs (salaried and contract), including key areas such as

Therapists	1	Dietary & Housekeeping	17
Nurses: 19 total, including		Contract Labor: 42 total, including	
■ Registered Nurses (RNs)	2	■ Nursing	42
■ Licensed Practical Nurses (LPNs)	1	■ Therapists	0
■ Certified Nursing Assistants (CNAs)	16	■ Other	0
Administrative	3	Plant Operations and Maintenance	1

- New Jersey nursing homes are subject to a quarterly assessment of \$11.92 per non-Medicare day. Annually, this tax totals \$425,234 for Milford Manor.
- Total Employee Payroll: \$1,667,930
- Estimated State Income Taxes Paid by Employees: \$92,153

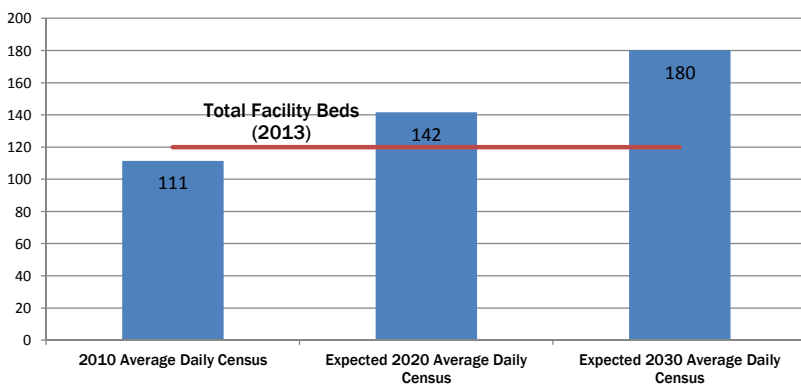
Statistical Profile

■ Medicare Ratings (from 1 to 5 stars)		Avg. Daily Census	Medicare 10.2	Medicaid 78.1	All Other 19.7	Total 107.9
Medicare Overall Rating	★★★★	Avg. Length of Stay	38.2	419.1	205.1	196.9
Medicare Quality Measure Rating	★★★★★	Occupancy Rate	8.5%	65.1%	16.4%	89.9%
% Medicare Days in Ultra/Very High RUGs	66.5%					
Routine Cost per Day	\$212.21					
Total Beds	120					



- More than half of New Jersey's nursing home residents receive financial assistance from Medicaid, the health care program for low-income individuals that is funded by the federal and state governments. Medicaid pays nursing homes significantly lower than the cost of care. An American Health Care Association study indicates New Jersey Medicaid pays nursing homes 18 percent less than cost, resulting in an estimated \$500 million shortfall statewide between the Medicaid rate and the actual cost of care in 2013.

Community Need



New Jersey is striving to reduce institutional long term care use under Medicaid. However, the demographic trend for New Jersey indicates that nursing home bed capacity must remain stable to accommodate the need for advanced care among the oldest and frailest.

National data indicates that on average, 35 percent of people aged 65+ will enter a nursing home for varying lengths of stay. In addition, New Jersey's elderly population is projected to increase by 27.2 percent between 2010 and 2020, and by an additional 27.1 percent between 2020 and 2030, yielding approximately 1.9 million elderly residents by 2030.

The need for Milford Manor's services will continue to increase as the Baby-Boom generation ages.



Note: Figures may not add due to rounding.

MILLVILLE CENTER

Ownership: For-profit

BPCI Model Participation: None

Annual Contributions to Local and State Economy

Total Expenditures: \$18,761,800

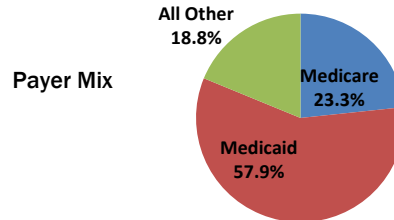
- 193 full-time equivalent jobs (salaried and contract), including key areas such as

Therapists	0	Dietary & Housekeeping	32
Nurses: 118 total, including		Contract Labor: 20 total, including	
■ Registered Nurses (RNs)	33	■ Nursing	0
■ Licensed Practical Nurses (LPNs)	24	■ Therapists	20
■ Certified Nursing Assistants (CNAs)	61	■ Other	0
Administrative	8	Plant Operations and Maintenance	2

- New Jersey nursing homes are subject to a quarterly assessment of \$11.92 per non-Medicare day. Annually, this tax totals \$520,391 for Millville Center.
- Total Employee Payroll: \$7,126,078
- Estimated State Income Taxes Paid by Employees: \$393,716

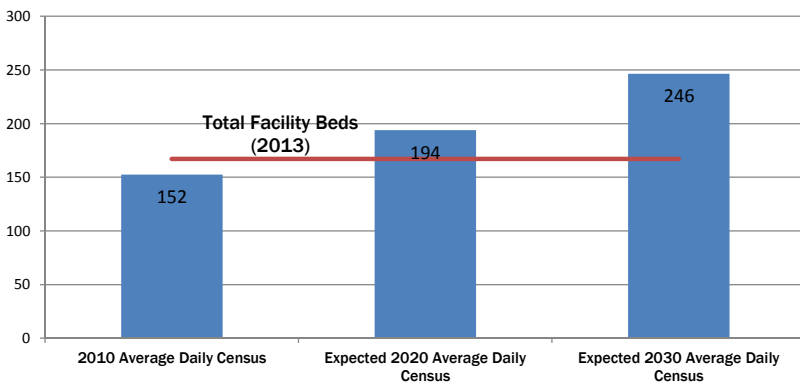
Statistical Profile

■ Medicare Ratings (from 1 to 5 stars)		Avg. Daily Census	Medicare 36.4	Medicaid 90.3	All Other 29.3	Total 156.0
Medicare Overall Rating	★★★	Avg. Length of Stay	27.1	890.7	30.1	64.5
Medicare Quality Measure Rating	★★★★	Occupancy Rate	21.8%	54.1%	17.6%	93.4%
% Medicare Days in Ultra/Very High RUGs	77.1%					
Routine Cost per Day	\$250.96					
Total Beds	167					



- More than half of New Jersey's nursing home residents receive financial assistance from Medicaid, the health care program for low-income individuals that is funded by the federal and state governments. Medicaid pays nursing homes significantly less than the cost of care. An American Health Care Association study indicates New Jersey Medicaid pays nursing homes 18 percent less than cost, resulting in an estimated \$500 million shortfall statewide between the Medicaid rate and the actual cost of care in 2013.

Community Need



New Jersey is striving to reduce institutional long term care use under Medicaid. However, the demographic trend for New Jersey indicates that nursing home bed capacity must remain stable to accommodate the need for advanced care among the oldest and frailest.

National data indicates that on average, 35 percent of people aged 65+ will enter a nursing home for varying lengths of stay. In addition, New Jersey's elderly population is projected to increase by 27.2 percent between 2010 and 2020, and by an additional 27.1 percent between 2020 and 2030, yielding approximately 1.9 million elderly residents by 2030.

The need for Millville Center's services will continue to increase as the Baby-Boom generation ages.



Note: Figures may not add due to rounding.

MONMOUTH CARE CENTER

Ownership: For-profit

BPCI Model Participation: None

Annual Contributions to Local and State Economy

Total Expenditures: \$10,162,500

- 85 full-time equivalent jobs (salaried and contract), including key areas such as

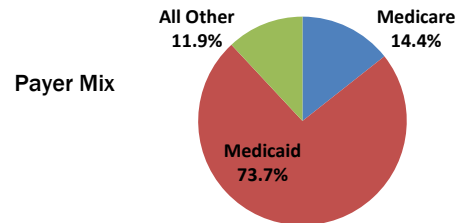
Therapists	0	Dietary & Housekeeping	16
Nurses: 9 total, including		Contract Labor: 52 total, including	
■ Registered Nurses (RNs)	3	■ Nursing	52
■ Licensed Practical Nurses (LPNs)	0	■ Therapists	0
■ Certified Nursing Assistants (CNAs)	6	■ Other	0
Administrative	4	Plant Operations and Maintenance	0

- New Jersey nursing homes are subject to a quarterly assessment of \$11.92 per non-Medicare day. Annually, this tax totals \$405,125 for Monmouth Care Center.
- Total Employee Payroll: \$1,285,436
- Estimated State Income Taxes Paid by Employees: \$71,020

Statistical Profile

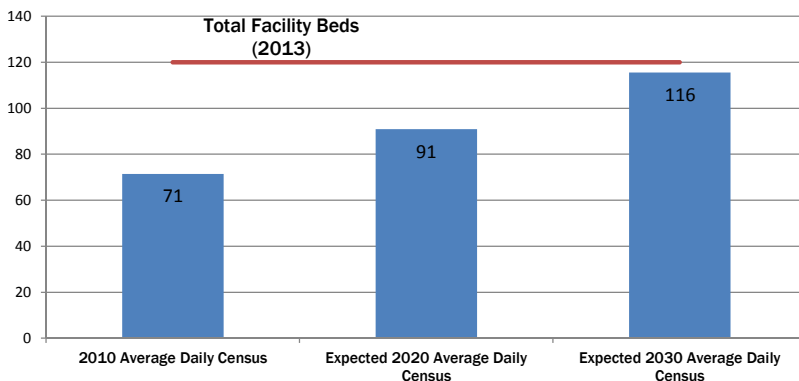
■ Medicare Ratings (from 1 to 5 stars)		Avg. Daily Census	Medicare 15.6	Medicaid 80.1	All Other 13.0	Total 108.7
Medicare Overall Rating	★★	Avg. Length of Stay	35.4	164.3	110.2	103.9
Medicare Quality Measure Rating	★★	Occupancy Rate	13.0%	66.8%	10.8%	90.6%

% Medicare Days in Ultra/Very High RUGs	77.1%
Routine Cost per Day	\$212.44
Total Beds	120



- More than half of New Jersey's nursing home residents receive financial assistance from Medicaid, the health care program for low-income individuals that is funded by the federal and state governments. Medicaid pays nursing homes significantly lower than the cost of care. An American Health Care Association study indicates New Jersey Medicaid pays nursing homes 18 percent less than cost, resulting in an estimated \$500 million shortfall statewide between the Medicaid rate and the actual cost of care in 2013.

Community Need



New Jersey is striving to reduce institutional long term care use under Medicaid. However, the demographic trend for New Jersey indicates that nursing home bed capacity must remain stable to accommodate the need for advanced care among the oldest and frailest.

National data indicates that on average, 35 percent of people aged 65+ will enter a nursing home for varying lengths of stay. In addition, New Jersey's elderly population is projected to increase by 27.2 percent between 2010 and 2020, and by an additional 27.1 percent between 2020 and 2030, yielding approximately 1.9 million elderly residents by 2030.

The need for Monmouth Care Center's services will continue to increase as the Baby-Boom generation ages.



Note: Figures may not add due to rounding.

MONMOUTH CO CARE G L THOMPSON

Ownership: Governmental

BPCI Model Participation: None

Annual Contributions to Local and State Economy

Total Expenditures: \$13,219,000

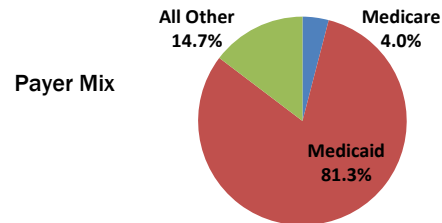
- 143 full-time equivalent jobs (salaried and contract), including key areas such as

Therapists	0	Dietary & Housekeeping	29
Nurses: 86 total, including		Contract Labor: 1 total, including	
■ Registered Nurses (RNs)	23	■ Nursing	1
■ Licensed Practical Nurses (LPNs)	12	■ Therapists	0
■ Certified Nursing Assistants (CNAs)	51	■ Other	0
Administrative	12	Plant Operations and Maintenance	5

- New Jersey nursing homes are subject to a quarterly assessment of \$11.92 per non-Medicare day. Annually, this tax totals \$413,505 for Monmouth Co Care G L Thompson.
- Total Employee Payroll: \$6,423,372
- Estimated State Income Taxes Paid by Employees: \$354,891

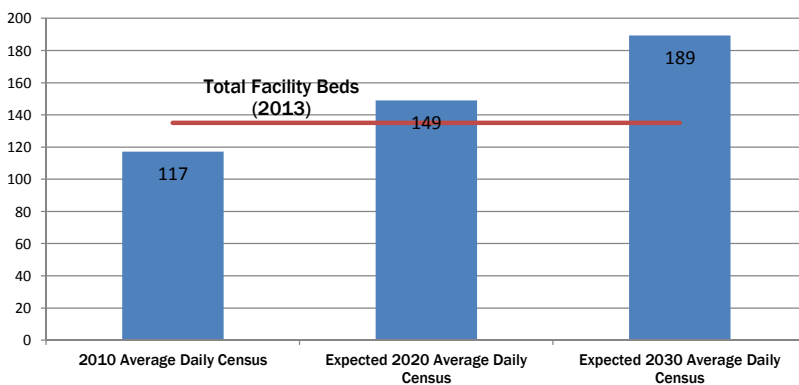
Statistical Profile

■ Medicare Ratings (from 1 to 5 stars)		Avg. Daily Census	Medicare 4.0	Medicaid 80.5	All Other 14.5	Total 99.0
Medicare Overall Rating	★★	Avg. Length of Stay	104.3	466.4	2,652.5	457.6
Medicare Quality Measure Rating	★★★★★	Occupancy Rate	3.0%	59.6%	10.8%	73.4%
% Medicare Days in Ultra/Very High RUGs	41.9%					
Routine Cost per Day	\$353.14					
Total Beds	135					



- More than half of New Jersey's nursing home residents receive financial assistance from Medicaid, the health care program for low-income individuals that is funded by the federal and state governments. Medicaid pays nursing homes significantly lower than the cost of care. An American Health Care Association study indicates New Jersey Medicaid pays nursing homes 18 percent less than cost, resulting in an estimated \$500 million shortfall statewide between the Medicaid rate and the actual cost of care in 2013.

Community Need



New Jersey is striving to reduce institutional long term care use under Medicaid. However, the demographic trend for New Jersey indicates that nursing home bed capacity must remain stable to accommodate the need for advanced care among the oldest and frailest.

National data indicates that on average, 35 percent of people aged 65+ will enter a nursing home for varying lengths of stay. In addition, New Jersey's elderly population is projected to increase by 27.2 percent between 2010 and 2020, and by an additional 27.1 percent between 2020 and 2030, yielding approximately 1.9 million elderly residents by 2030.

The need for Monmouth Co Care G L Thompson's services will continue to increase as the Baby-Boom generation ages.



Note: Figures may not add due to rounding.

MONMOUTH CO CARE JL MONTGOMERY

Ownership: Governmental

BPCI Model Participation: None

Annual Contributions to Local and State Economy

Total Expenditures: \$15,345,800

- 152 full-time equivalent jobs (salaried and contract), including key areas such as

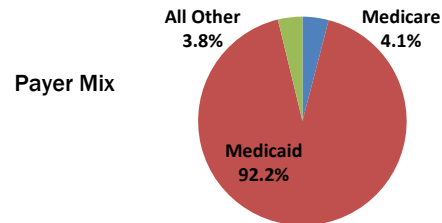
Therapists	0	Dietary & Housekeeping	28
Nurses: 95 total, including		Contract Labor: 1 total, including	
■ Registered Nurses (RNs)	17	■ Nursing	1
■ Licensed Practical Nurses (LPNs)	18	■ Therapists	0
■ Certified Nursing Assistants (CNAs)	60	■ Other	0
Administrative	9	Plant Operations and Maintenance	5

- New Jersey nursing homes are subject to a quarterly assessment of \$11.92 per non-Medicare day. Annually, this tax totals \$474,750 for Monmouth Co Care JL Montgomery.
- Total Employee Payroll: \$7,134,794
- Estimated State Income Taxes Paid by Employees: \$394,197

Statistical Profile

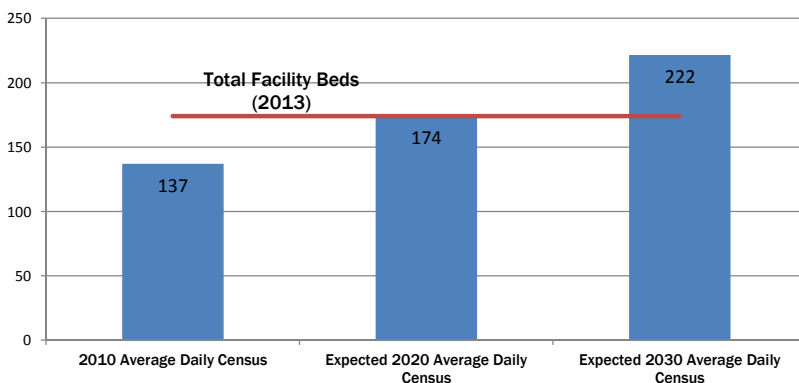
■ Medicare Ratings (from 1 to 5 stars)		Avg. Daily Census	Medicare 4.6	Medicaid 104.8	All Other 4.3	Total 113.7
Medicare Overall Rating	★★★★★	Avg. Length of Stay	420.5	1,416.8	143.2	988.3
Medicare Quality Measure Rating	★★★★	Occupancy Rate	2.6%	60.2%	2.5%	65.4%

% Medicare Days in Ultra/Very High RUGs	12.5%
Routine Cost per Day	\$347.94
Total Beds	174
<i>Inclusive of 55 Young Adult SCNF beds</i>	



- More than half of New Jersey's nursing home residents receive financial assistance from Medicaid, the health care program for low-income individuals that is funded by the federal and state governments. Medicaid pays nursing homes significantly lower than the cost of care. An American Health Care Association study indicates New Jersey Medicaid pays nursing homes 18 percent less than cost, resulting in an estimated \$500 million shortfall statewide between the Medicaid rate and the actual cost of care in 2013.

Community Need



New Jersey is striving to reduce institutional long term care use under Medicaid. However, the demographic trend for New Jersey indicates that nursing home bed capacity must remain stable to accommodate the need for advanced care among the oldest and frailest.

National data indicates that on average, 35 percent of people aged 65+ will enter a nursing home for varying lengths of stay. In addition, New Jersey's elderly population is projected to increase by 27.2 percent between 2010 and 2020, and by an additional 27.1 percent between 2020 and 2030, yielding approximately 1.9 million elderly residents by 2030.

The need for Monmouth Co Care JL Montgomery's services will continue to increase as the Baby-Boom generation ages.



Note: Figures may not add due to rounding.

MONROE VILLAGE HEALTH CARE CENTER

Ownership: Nonprofit

BPCI Model Participation: None

Annual Contributions to Local and State Economy

Total Expenditures: \$22,153,600

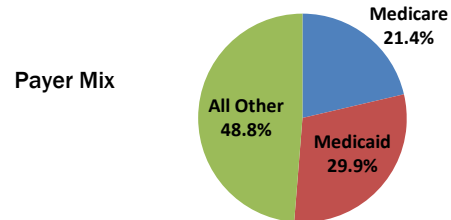
- 201 full-time equivalent jobs (salaried and contract), including key areas such as

Therapists	0	Dietary & Housekeeping	64
Nurses: 33 total, including		Contract Labor: 7 total, including	
■ Registered Nurses (RNs)	4	■ Nursing	2
■ Licensed Practical Nurses (LPNs)	10	■ Therapists	5
■ Certified Nursing Assistants (CNAs)	20	■ Other	0
Administrative	7	Plant Operations and Maintenance	13

- New Jersey nursing homes are subject to a quarterly assessment of \$11.92 per non-Medicare day. Annually, this tax totals \$175,415 for Monroe Village Health Care Center.
- Total Employee Payroll: \$7,206,678
- Estimated State Income Taxes Paid by Employees: \$398,169

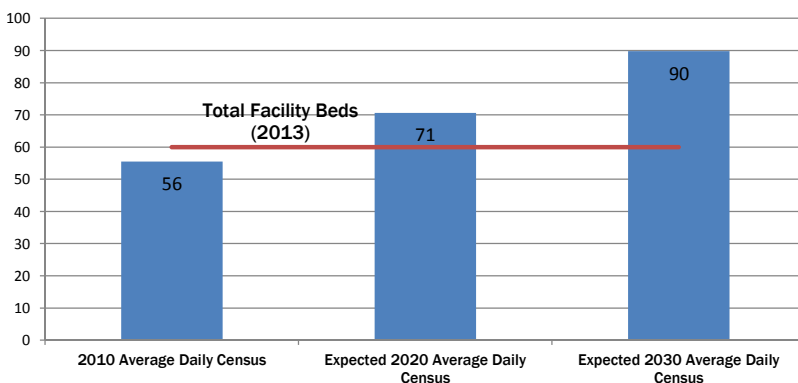
Statistical Profile

■ Medicare Ratings (from 1 to 5 stars)		Avg. Daily Census	Medicare 10.9	Medicaid 15.3	All Other 25.0	Total 51.3
Medicare Overall Rating	★★★★★	Avg. Length of Stay	44.4	2,797.0	140.3	119.2
Medicare Quality Measure Rating	★★★★★	Occupancy Rate	18.2%	25.5%	41.7%	85.4%
% Medicare Days in Ultra/Very High RUGs	67.3%					
Routine Cost per Day	\$280.73					
Total Beds	60					



- More than half of New Jersey's nursing home residents receive financial assistance from Medicaid, the health care program for low-income individuals that is funded by the federal and state governments. Medicaid pays nursing homes significantly lower than the cost of care. An American Health Care Association study indicates New Jersey Medicaid pays nursing homes 18 percent less than cost, resulting in an estimated \$500 million shortfall statewide between the Medicaid rate and the actual cost of care in 2013.

Community Need



New Jersey is striving to reduce institutional long term care use under Medicaid. However, the demographic trend for New Jersey indicates that nursing home bed capacity must remain stable to accommodate the need for advanced care among the oldest and frailest.

National data indicates that on average, 35 percent of people aged 65+ will enter a nursing home for varying lengths of stay. In addition, New Jersey's elderly population is projected to increase by 27.2 percent between 2010 and 2020, and by an additional 27.1 percent between 2020 and 2030, yielding approximately 1.9 million elderly residents by 2030.

The need for Monroe Village Health Care Center's services will continue to increase as the Baby-Boom generation ages.



Note: Figures may not add due to rounding.

MORRIS HALL/ST JOSEPH'S NURSING CENTER

Ownership: Nonprofit

BPCI Model Participation: None

Annual Contributions to Local and State Economy

Total Expenditures: \$16,498,500

- 182 full-time equivalent jobs (salaried and contract), including key areas such as

Therapists	0	Dietary & Housekeeping	39
Nurses: 0 total, including		Contract Labor: 1 total, including	
■ Registered Nurses (RNs)	0	■ Nursing	1
■ Licensed Practical Nurses (LPNs)	0	■ Therapists	0
■ Certified Nursing Assistants (CNAs)	0	■ Other	0
Administrative	7	Plant Operations and Maintenance	8

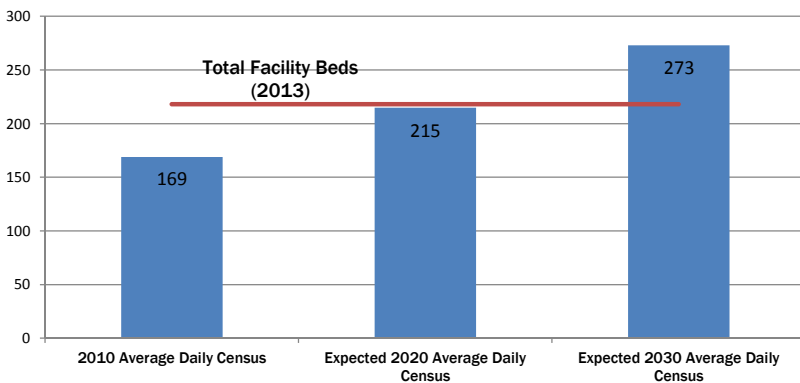
- New Jersey nursing homes are subject to a quarterly assessment of \$11.92 per non-Medicare day. Annually, this tax totals \$796,471 for Morris Hall/St Joseph's Nursing Center.
- Total Employee Payroll: \$7,672,100
- Estimated State Income Taxes Paid by Employees: \$423,884

Statistical Profile

■ Medicare Ratings (from 1 to 5 stars)		Avg. Daily Census	Medicare 4.1	Medicaid 60.1	All Other 123.0	Total 187.2
Medicare Overall Rating	★★★★★	Avg. Length of Stay	99.8	10,961.5	462.8	599.3
Medicare Quality Measure Rating	★★★★★	Occupancy Rate	1.9%	27.6%	56.4%	85.9%
% Medicare Days in Ultra/Very High RUGs	49.2%					
Routine Cost per Day	\$154.12					
Total Beds	218					

- More than half of New Jersey's nursing home residents receive financial assistance from Medicaid, the health care program for low-income individuals that is funded by the federal and state governments. Medicaid pays nursing homes significantly lower than the cost of care. An American Health Care Association study indicates New Jersey Medicaid pays nursing homes 18 percent less than cost, resulting in an estimated \$500 million shortfall statewide between the Medicaid rate and the actual cost of care in 2013.

Community Need



New Jersey is striving to reduce institutional long term care use under Medicaid. However, the demographic trend for New Jersey indicates that nursing home bed capacity must remain stable to accommodate the need for advanced care among the oldest and frailest.

National data indicates that on average, 35 percent of people aged 65+ will enter a nursing home for varying lengths of stay. In addition, New Jersey's elderly population is projected to increase by 27.2 percent between 2010 and 2020, and by an additional 27.1 percent between 2020 and 2030, yielding approximately 1.9 million elderly residents by 2030.

The need for Morris Hall/St Joseph's Nursing Center's services will continue to increase as the Baby-Boom generation ages.



Note: Figures may not add due to rounding.

MORRIS HILLS CENTER

Ownership: For-profit

BPCI Model Participation: None

Annual Contributions to Local and State Economy

Total Expenditures: \$23,136,600

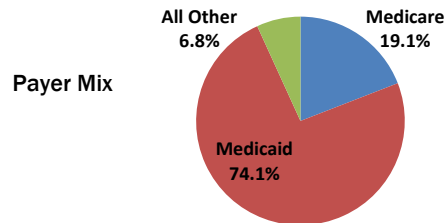
- 269 full-time equivalent jobs (salaried and contract), including key areas such as

Therapists	0	Dietary & Housekeeping	46
Nurses: 166 total, including		Contract Labor: 23 total, including	
■ Registered Nurses (RNs)	55	■ Nursing	0
■ Licensed Practical Nurses (LPNs)	25	■ Therapists	22
■ Certified Nursing Assistants (CNAs)	86	■ Other	0
Administrative	15	Plant Operations and Maintenance	4

- New Jersey nursing homes are subject to a quarterly assessment of \$11.92 per non-Medicare day. Annually, this tax totals \$774,907 for Morris Hills Center.
- Total Employee Payroll: \$10,461,533
- Estimated State Income Taxes Paid by Employees: \$578,000

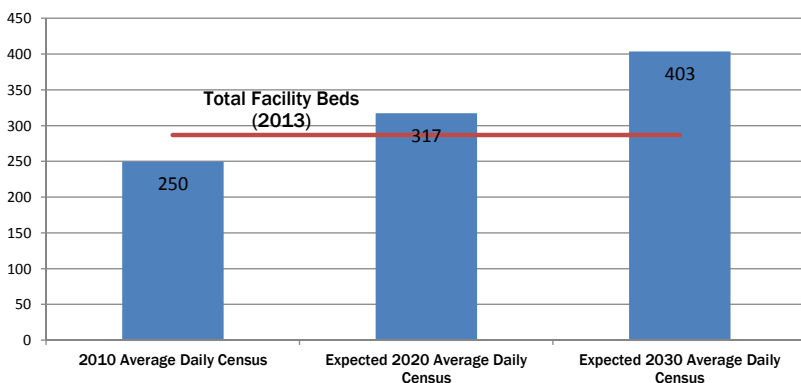
Statistical Profile

■ Medicare Ratings (from 1 to 5 stars)		Avg. Daily Census	Medicare 42.1	Medicaid 163.1	All Other 15.0	Total 220.2
Medicare Overall Rating	★★★	Avg. Length of Stay	38.5	496.1	30.9	115.5
Medicare Quality Measure Rating	★★	Occupancy Rate	14.7%	56.8%	5.2%	76.7%
% Medicare Days in Ultra/Very High RUGs	75.5%					
Routine Cost per Day	\$215.05					
Total Beds	287					



- More than half of New Jersey's nursing home residents receive financial assistance from Medicaid, the health care program for low-income individuals that is funded by the federal and state governments. Medicaid pays nursing homes significantly less than the cost of care. An American Health Care Association study indicates New Jersey Medicaid pays nursing homes 18 percent less than cost, resulting in an estimated \$500 million shortfall statewide between the Medicaid rate and the actual cost of care in 2013.

Community Need



New Jersey is striving to reduce institutional long term care use under Medicaid. However, the demographic trend for New Jersey indicates that nursing home bed capacity must remain stable to accommodate the need for advanced care among the oldest and frailest.

National data indicates that on average, 35 percent of people aged 65+ will enter a nursing home for varying lengths of stay. In addition, New Jersey's elderly population is projected to increase by 27.2 percent between 2010 and 2020, and by an additional 27.1 percent between 2020 and 2030, yielding approximately 1.9 million elderly residents by 2030.

The need for Morris Hills Center's services will continue to increase as the Baby-Boom generation ages.



Note: Figures may not add due to rounding.

MORRIS VIEW HEALTHCARE CENTER

Ownership: Governmental

BPCI Model Participation: None

Annual Contributions to Local and State Economy

Total Expenditures: \$35,800,200

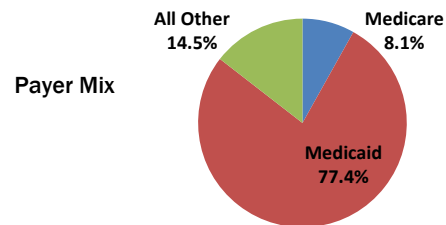
- 263 full-time equivalent jobs (salaried and contract), including key areas such as

Therapists	0	Dietary & Housekeeping	2
Nurses: 209 total, including		Contract Labor: 0 total, including	
■ Registered Nurses (RNs)	21	■ Nursing	0
■ Licensed Practical Nurses (LPNs)	26	■ Therapists	0
■ Certified Nursing Assistants (CNAs)	163	■ Other	0
Administrative	18	Plant Operations and Maintenance	0

- New Jersey nursing homes are subject to a quarterly assessment of \$11.92 per non-Medicare day. Annually, this tax totals \$1,078,593 for Morris View Healthcare Center.
- Total Employee Payroll: \$12,157,170
- Estimated State Income Taxes Paid by Employees: \$671,684

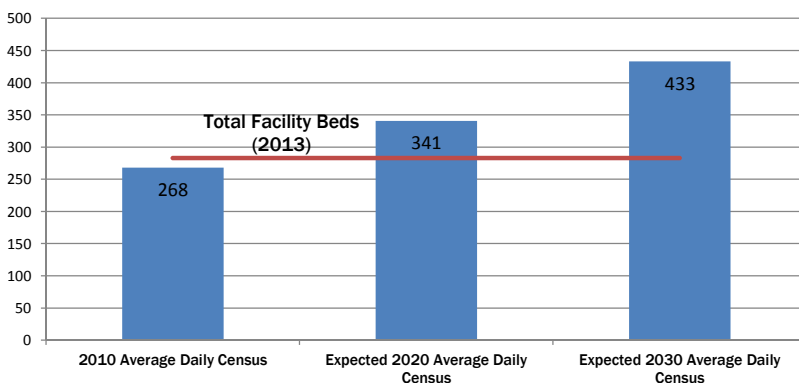
Statistical Profile

■ Medicare Ratings (from 1 to 5 stars)		Avg. Daily Census	Medicare 21.9	Medicaid 208.8	All Other 39.1	Total 269.8
Medicare Overall Rating	★★★	Avg. Length of Stay	65.6	2,721.7	620.8	569.3
Medicare Quality Measure Rating	★★	Occupancy Rate	7.8%	73.8%	13.8%	95.4%
% Medicare Days in Ultra/Very High RUGs	98.4%					
Routine Cost per Day	\$325.44					
Total Beds	283					



- More than half of New Jersey's nursing home residents receive financial assistance from Medicaid, the health care program for low-income individuals that is funded by the federal and state governments. Medicaid pays nursing homes significantly less than the cost of care. An American Health Care Association study indicates New Jersey Medicaid pays nursing homes 18 percent less than cost, resulting in an estimated \$500 million shortfall statewide between the Medicaid rate and the actual cost of care in 2013.

Community Need



New Jersey is striving to reduce institutional long term care use under Medicaid. However, the demographic trend for New Jersey indicates that nursing home bed capacity must remain stable to accommodate the need for advanced care among the oldest and frailest.

National data indicates that on average, 35 percent of people aged 65+ will enter a nursing home for varying lengths of stay. In addition, New Jersey's elderly population is projected to increase by 27.2 percent between 2010 and 2020, and by an additional 27.1 percent between 2020 and 2030, yielding approximately 1.9 million elderly residents by 2030.

The need for Morris View Healthcare Center's services will continue to increase as the Baby-Boom generation ages.



Note: Figures may not add due to rounding.

MOUNT LAUREL CENTER FOR REHAB AND HEALTHCARE

Ownership: For-profit

BPCI Model Participation: Model 3

Annual Contributions to Local and State Economy

Total Expenditures: \$17,204,200

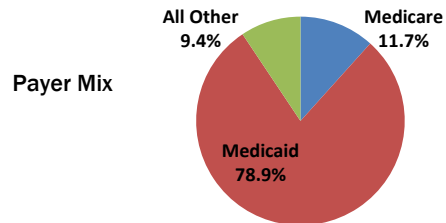
- 193 full-time equivalent jobs (salaried and contract), including key areas such as

Therapists	6	Dietary & Housekeeping	34
Nurses: 108 total, including		Contract Labor: 10 total, including	
■ Registered Nurses (RNs)	9	■ Nursing	6
■ Licensed Practical Nurses (LPNs)	32	■ Therapists	3
■ Certified Nursing Assistants (CNAs)	67	■ Other	0
Administrative	8	Plant Operations and Maintenance	6

- New Jersey nursing homes are subject to a quarterly assessment of \$11.92 per non-Medicare day. Annually, this tax totals \$712,077 for Mount Laurel Center for Rehab and Healthcare.
- Total Employee Payroll: \$7,304,547
- Estimated State Income Taxes Paid by Employees: \$403,576

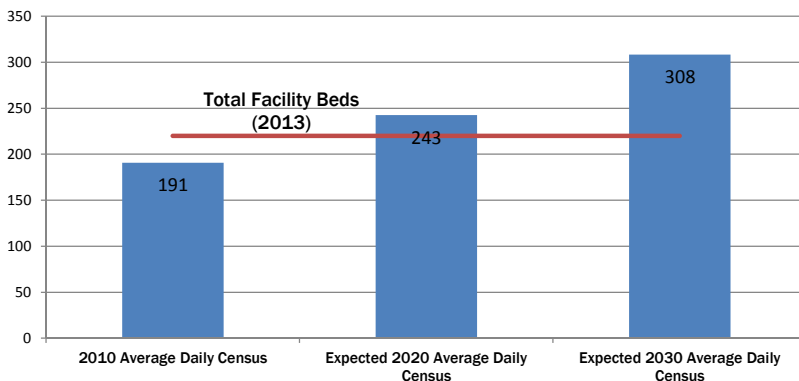
Statistical Profile

■ Medicare Ratings (from 1 to 5 stars)		Avg. Daily Census	Medicare 21.7	Medicaid 146.3	All Other 17.4	Total 185.3
Medicare Overall Rating	★	Avg. Length of Stay	31.6	172.8	28.7	86.7
Medicare Quality Measure Rating	★★★	Occupancy Rate	9.9%	66.5%	7.9%	84.2%
% Medicare Days in Ultra/Very High RUGs	84.1%					
Routine Cost per Day	\$204.37					
Total Beds	220					



- More than half of New Jersey's nursing home residents receive financial assistance from Medicaid, the health care program for low-income individuals that is funded by the federal and state governments. Medicaid pays nursing homes significantly lower than the cost of care. An American Health Care Association study indicates New Jersey Medicaid pays nursing homes 18 percent less than cost, resulting in an estimated \$500 million shortfall statewide between the Medicaid rate and the actual cost of care in 2013.

Community Need



New Jersey is striving to reduce institutional long term care use under Medicaid. However, the demographic trend for New Jersey indicates that nursing home bed capacity must remain stable to accommodate the need for advanced care among the oldest and frailest.

National data indicates that on average, 35 percent of people aged 65+ will enter a nursing home for varying lengths of stay. In addition, New Jersey's elderly population is projected to increase by 27.2 percent between 2010 and 2020, and by an additional 27.1 percent between 2020 and 2030, yielding approximately 1.9 million elderly residents by 2030.

The need for Mount Laurel Center for Rehab and Healthcare's services will continue to increase as the Baby-Boom generation ages.



Note: Figures may not add due to rounding.

MYSTIC MEADOWS REHAB & NURSING CENTER

Ownership: Nonprofit

BPCI Model Participation: None

Annual Contributions to Local and State Economy

Total Expenditures: \$9,228,800

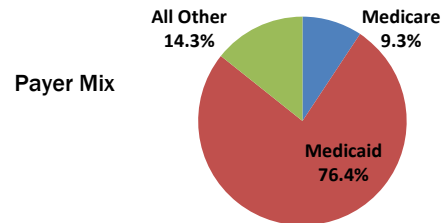
- 108 full-time equivalent jobs (salaried and contract), including key areas such as

Therapists	3	Dietary & Housekeeping	24
Nurses: 63 total, including		Contract Labor: 1 total, including	
■ Registered Nurses (RNs)	13	■ Nursing	0
■ Licensed Practical Nurses (LPNs)	12	■ Therapists	1
■ Certified Nursing Assistants (CNAs)	38	■ Other	0
Administrative	6	Plant Operations and Maintenance	2

- New Jersey nursing homes are subject to a quarterly assessment of \$11.92 per non-Medicare day. Annually, this tax totals \$396,364 for Mystic Meadows Rehab & Nursing Center.
- Total Employee Payroll: \$4,815,060
- Estimated State Income Taxes Paid by Employees: \$266,032

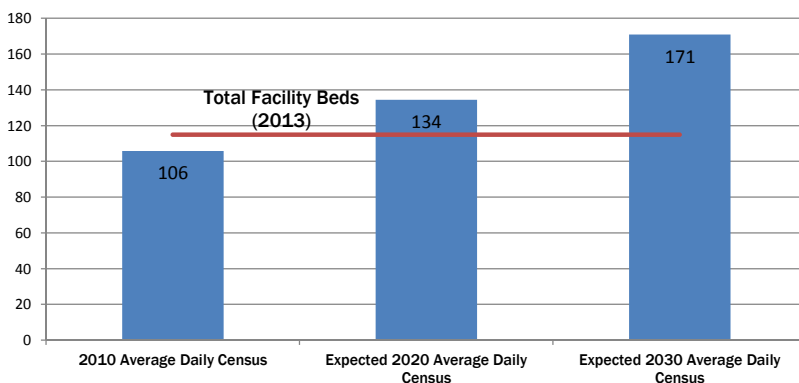
Statistical Profile

■ Medicare Ratings (from 1 to 5 stars)		Avg. Daily Census	Medicare 9.4	Medicaid 76.7	All Other 14.4	Total 100.5
Medicare Overall Rating	★★★	Avg. Length of Stay	20.2	717.9	1,313.0	173.0
Medicare Quality Measure Rating	★★	Occupancy Rate	8.1%	66.7%	12.5%	87.4%
% Medicare Days in Ultra/Very High RUGs	67.6%					
Routine Cost per Day	\$200.57					
Total Beds	115					



- More than half of New Jersey's nursing home residents receive financial assistance from Medicaid, the health care program for low-income individuals that is funded by the federal and state governments. Medicaid pays nursing homes significantly lower than the cost of care. An American Health Care Association study indicates New Jersey Medicaid pays nursing homes 18 percent less than cost, resulting in an estimated \$500 million shortfall statewide between the Medicaid rate and the actual cost of care in 2013.

Community Need



New Jersey is striving to reduce institutional long term care use under Medicaid. However, the demographic trend for New Jersey indicates that nursing home bed capacity must remain stable to accommodate the need for advanced care among the oldest and frailest.

National data indicates that on average, 35 percent of people aged 65+ will enter a nursing home for varying lengths of stay. In addition, New Jersey's elderly population is projected to increase by 27.2 percent between 2010 and 2020, and by an additional 27.1 percent between 2020 and 2030, yielding approximately 1.9 million elderly residents by 2030.

The need for Mystic Meadows Rehab & Nursing Center's services will continue to increase as the Baby-Boom generation ages.



Note: Figures may not add due to rounding.

NEPTUNE REHAB AND CARE CENTER

Ownership: For-profit

BPCI Model Participation: None

Annual Contributions to Local and State Economy

Total Expenditures: \$9,631,500

- 75 full-time equivalent jobs (salaried and contract), including key areas such as

Therapists	0	Dietary & Housekeeping	0
Nurses: 53 total, including		Contract Labor: 7 total, including	
■ Registered Nurses (RNs)	8	■ Nursing	0
■ Licensed Practical Nurses (LPNs)	14	■ Therapists	7
■ Certified Nursing Assistants (CNAs)	30	■ Other	0
Administrative	7	Plant Operations and Maintenance	2

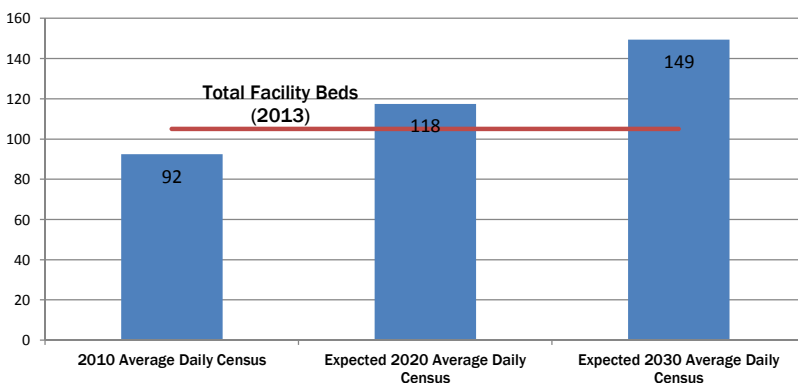
- New Jersey nursing homes are subject to a quarterly assessment of \$11.92 per non-Medicare day. Annually, this tax totals \$298,346 for Neptune Rehab and Care Center.
- Total Employee Payroll: \$2,952,369
- Estimated State Income Taxes Paid by Employees: \$163,118

Statistical Profile

■ Medicare Ratings (from 1 to 5 stars)		Avg. Daily Census	Medicare 13.2	Medicaid 58.4	All Other 10.2	Total 81.8
Medicare Overall Rating	★★	Avg. Length of Stay	114.5	247.7	0.0	101.5
Medicare Quality Measure Rating	★★★★★	Occupancy Rate	12.6%	55.6%	9.7%	77.9%
% Medicare Days in Ultra/Very High RUGs	75.1%					
Routine Cost per Day	\$214.02					
Total Beds	105					

- More than half of New Jersey's nursing home residents receive financial assistance from Medicaid, the health care program for low-income individuals that is funded by the federal and state governments. Medicaid pays nursing homes significantly lower than the cost of care. An American Health Care Association study indicates New Jersey Medicaid pays nursing homes 18 percent less than cost, resulting in an estimated \$500 million shortfall statewide between the Medicaid rate and the actual cost of care in 2013.

Community Need



New Jersey is striving to reduce institutional long term care use under Medicaid. However, the demographic trend for New Jersey indicates that nursing home bed capacity must remain stable to accommodate the need for advanced care among the oldest and frailest.

National data indicates that on average, 35 percent of people aged 65+ will enter a nursing home for varying lengths of stay. In addition, New Jersey's elderly population is projected to increase by 27.2 percent between 2010 and 2020, and by an additional 27.1 percent between 2020 and 2030, yielding approximately 1.9 million elderly residents by 2030.

The need for Neptune Rehab and Care Center's services will continue to increase as the Baby-Boom generation ages.



Note: Figures may not add due to rounding.

NEW COMMUNITY EXTENDED CARE FACILITY

Ownership: Nonprofit

BPCI Model Participation: None

Annual Contributions to Local and State Economy

Total Expenditures: \$10,799,900

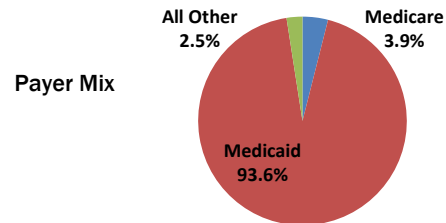
- 143 full-time equivalent jobs (salaried and contract), including key areas such as

Therapists	0	Dietary & Housekeeping	21
Nurses: 93 total, including		Contract Labor: 9 total, including	
■ Registered Nurses (RNs)	11	■ Nursing	5
■ Licensed Practical Nurses (LPNs)	25	■ Therapists	4
■ Certified Nursing Assistants (CNAs)	56	■ Other	0
Administrative	5	Plant Operations and Maintenance	1

- New Jersey nursing homes are subject to a quarterly assessment of \$11.92 per non-Medicare day. Annually, this tax totals \$524,850 for New Community Extended Care Facility.
- Total Employee Payroll: \$4,917,996
- Estimated State Income Taxes Paid by Employees: \$271,719

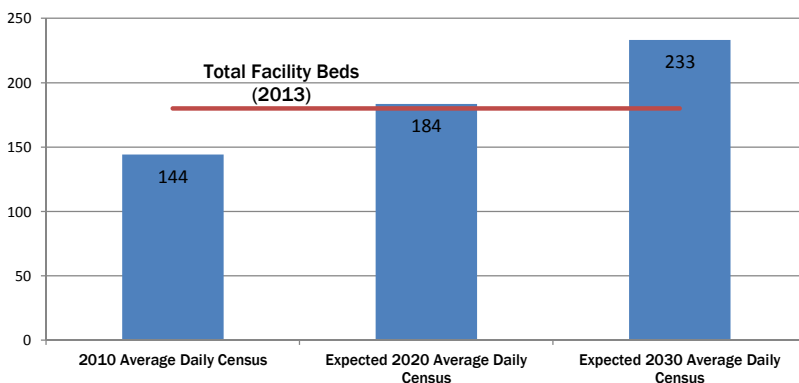
Statistical Profile

■ Medicare Ratings (from 1 to 5 stars)		Avg. Daily Census	Medicare 4.9	Medicaid 117.5	All Other 3.1	Total 125.6
Medicare Overall Rating	★★★★	Avg. Length of Stay	41.0	245.2	35.3	182.6
Medicare Quality Measure Rating	★★★★★	Occupancy Rate	2.7%	65.3%	1.7%	69.8%
% Medicare Days in Ultra/Very High RUGs	95.7%					
Routine Cost per Day	\$198.69					
Total Beds	180					



- More than half of New Jersey's nursing home residents receive financial assistance from Medicaid, the health care program for low-income individuals that is funded by the federal and state governments. Medicaid pays nursing homes significantly lower than the cost of care. An American Health Care Association study indicates New Jersey Medicaid pays nursing homes 18 percent less than cost, resulting in an estimated \$500 million shortfall statewide between the Medicaid rate and the actual cost of care in 2013.

Community Need



New Jersey is striving to reduce institutional long term care use under Medicaid. However, the demographic trend for New Jersey indicates that nursing home bed capacity must remain stable to accommodate the need for advanced care among the oldest and frailest.

National data indicates that on average, 35 percent of people aged 65+ will enter a nursing home for varying lengths of stay. In addition, New Jersey's elderly population is projected to increase by 27.2 percent between 2010 and 2020, and by an additional 27.1 percent between 2020 and 2030, yielding approximately 1.9 million elderly residents by 2030.

The need for New Community Extended Care Facility's services will continue to increase as the Baby-Boom generation ages.



Note: Figures may not add due to rounding.

NEW GROVE MANOR

Ownership: For-profit

BPCI Model Participation: None

Annual Contributions to Local and State Economy

Total Expenditures: \$12,818,700

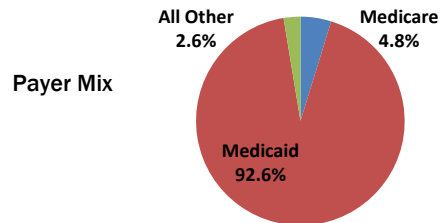
- 152 full-time equivalent jobs (salaried and contract), including key areas such as

Therapists	0	Dietary & Housekeeping	28
Nurses: 96 total, including		Contract Labor: 4 total, including	
■ Registered Nurses (RNs)	16	■ Nursing	0
■ Licensed Practical Nurses (LPNs)	20	■ Therapists	3
■ Certified Nursing Assistants (CNAs)	61	■ Other	0
Administrative	10	Plant Operations and Maintenance	2

- New Jersey nursing homes are subject to a quarterly assessment of \$11.92 per non-Medicare day. Annually, this tax totals \$638,233 for New Grove Manor.
- Total Employee Payroll: \$5,956,228
- Estimated State Income Taxes Paid by Employees: \$329,082

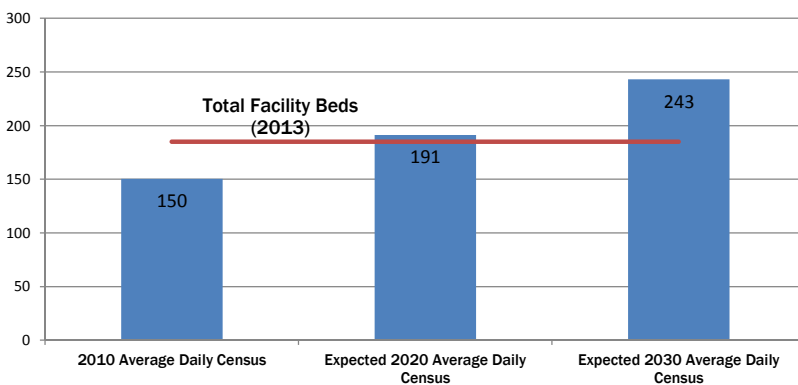
Statistical Profile

■ Medicare Ratings (from 1 to 5 stars)		Avg. Daily Census	Medicare 7.4	Medicaid 142.7	All Other 4.0	Total 154.1
Medicare Overall Rating	★	Avg. Length of Stay	41.4	211.7	66.2	168.9
Medicare Quality Measure Rating	★★★★	Occupancy Rate	4.0%	77.1%	2.2%	83.3%
% Medicare Days in Ultra/Very High RUGs	61.8%					
Routine Cost per Day	\$209.02					
Total Beds	185					



- More than half of New Jersey's nursing home residents receive financial assistance from Medicaid, the health care program for low-income individuals that is funded by the federal and state governments. Medicaid pays nursing homes significantly lower than the cost of care. An American Health Care Association study indicates New Jersey Medicaid pays nursing homes 18 percent less than cost, resulting in an estimated \$500 million shortfall statewide between the Medicaid rate and the actual cost of care in 2013.

Community Need



New Jersey is striving to reduce institutional long term care use under Medicaid. However, the demographic trend for New Jersey indicates that nursing home bed capacity must remain stable to accommodate the need for advanced care among the oldest and frailest.

National data indicates that on average, 35 percent of people aged 65+ will enter a nursing home for varying lengths of stay. In addition, New Jersey's elderly population is projected to increase by 27.2 percent between 2010 and 2020, and by an additional 27.1 percent between 2020 and 2030, yielding approximately 1.9 million elderly residents by 2030.

The need for New Grove Manor's services will continue to increase as the Baby-Boom generation ages.



Note: Figures may not add due to rounding.

NEW JERSEY VETERANS MEMORIAL HOME MENLO PARK

Ownership: Governmental

BPCI Model Participation: None

Annual Contributions to Local and State Economy

Total Expenditures: \$29,190,700

- 437 full-time equivalent jobs (salaried and contract), including key areas such as

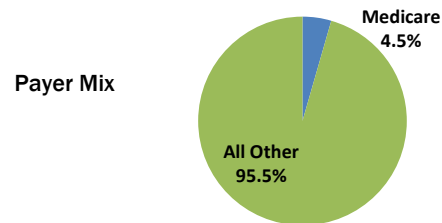
Therapists	0	Dietary & Housekeeping	85
Nurses: 275 total, including		Contract Labor: 11 total, including	
■ Registered Nurses (RNs)	52	■ Nursing	0
■ Licensed Practical Nurses (LPNs)	48	■ Therapists	11
■ Certified Nursing Assistants (CNAs)	175	■ Other	0
Administrative	28	Plant Operations and Maintenance	19

- New Jersey nursing homes are subject to a quarterly assessment of \$11.92 per non-Medicare day. Annually, this tax totals \$1,220,668 for New Jersey Veterans Memorial Home Menlo Park.
- Total Employee Payroll: \$23,055,729
- Estimated State Income Taxes Paid by Employees: \$1,273,829

Statistical Profile

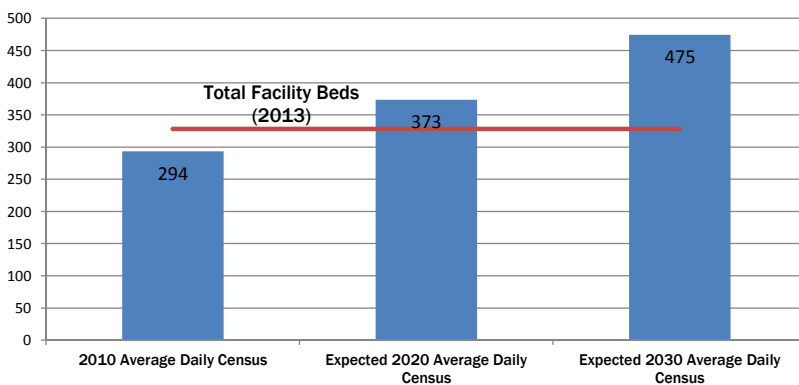
■ Medicare Ratings (from 1 to 5 stars)		Avg. Daily Census	Medicare 13.1	Medicaid 0.0	All Other 280.6	Total 293.7
Medicare Overall Rating	★★	Avg. Length of Stay	103.9	0.0	178.7	173.2
Medicare Quality Measure Rating	★★	Occupancy Rate	4.0%	0.0%	85.5%	89.5%

% Medicare Days in Ultra/Very High RUGs	56.3%
Routine Cost per Day	\$359.47
Total Beds	328



- More than half of New Jersey's nursing home residents receive financial assistance from Medicaid, the health care program for low-income individuals that is funded by the federal and state governments. Medicaid pays nursing homes significantly lower than the cost of care. An American Health Care Association study indicates New Jersey Medicaid pays nursing homes 18 percent less than cost, resulting in an estimated \$500 million shortfall statewide between the Medicaid rate and the actual cost of care in 2013.

Community Need



New Jersey is striving to reduce institutional long term care use under Medicaid. However, the demographic trend for New Jersey indicates that nursing home bed capacity must remain stable to accommodate the need for advanced care among the oldest and frailest.

National data indicates that on average, 35 percent of people aged 65+ will enter a nursing home for varying lengths of stay. In addition, New Jersey's elderly population is projected to increase by 27.2 percent between 2010 and 2020, and by an additional 27.1 percent between 2020 and 2030, yielding approximately 1.9 million elderly residents by 2030.

The need for New Jersey Veterans Memorial Home Menlo Park's services will continue to increase as the Baby-Boom generation ages.



Note: Figures may not add due to rounding.

NEW JERSEY VETERANS MEMORIAL HOME PARAMUS

Ownership: Governmental

BPCI Model Participation: None

Annual Contributions to Local and State Economy

Total Expenditures: \$28,182,000

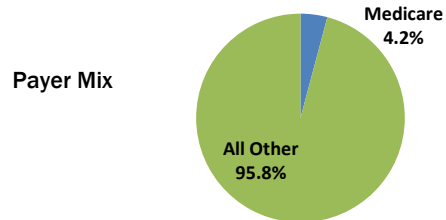
- 411 full-time equivalent jobs (salaried and contract), including key areas such as

Therapists	0	Dietary & Housekeeping	70
Nurses: 262 total, including		Contract Labor: 0 total, including	
■ Registered Nurses (RNs)	69	■ Nursing	0
■ Licensed Practical Nurses (LPNs)	28	■ Therapists	0
■ Certified Nursing Assistants (CNAs)	165	■ Other	0
Administrative	22	Plant Operations and Maintenance	15

- New Jersey nursing homes are subject to a quarterly assessment of \$11.92 per non-Medicare day. Annually, this tax totals \$1,344,350 for New Jersey Veterans Memorial Home Paramus.
- Total Employee Payroll: \$21,557,816
- Estimated State Income Taxes Paid by Employees: \$1,191,069

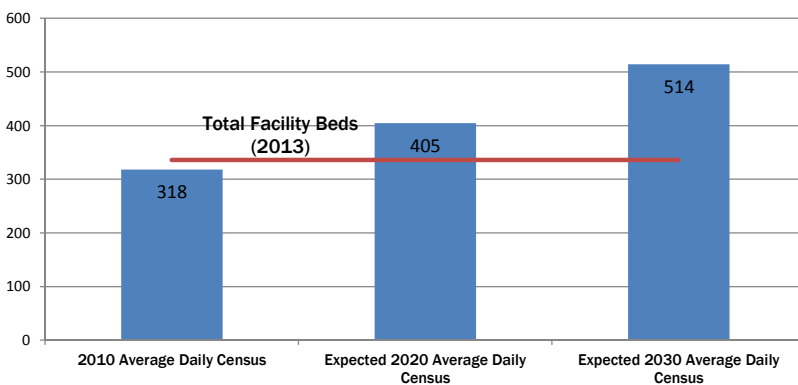
Statistical Profile

■ Medicare Ratings (from 1 to 5 stars)		Avg. Daily Census	Medicare 13.4	Medicaid 0.0	All Other 309.0	Total 322.4
Medicare Overall Rating	★★★★	Avg. Length of Stay	100.1	0.0	2,050.6	1,131.6
Medicare Quality Measure Rating	★★★	Occupancy Rate	4.0%	0.0%	92.0%	96.0%
% Medicare Days in Ultra/Very High RUGs	65.9%					
Routine Cost per Day	\$321.51					
Total Beds	336					



- More than half of New Jersey's nursing home residents receive financial assistance from Medicaid, the health care program for low-income individuals that is funded by the federal and state governments. Medicaid pays nursing homes significantly lower than the cost of care. An American Health Care Association study indicates New Jersey Medicaid pays nursing homes 18 percent less than cost, resulting in an estimated \$500 million shortfall statewide between the Medicaid rate and the actual cost of care in 2013.

Community Need



New Jersey is striving to reduce institutional long term care use under Medicaid. However, the demographic trend for New Jersey indicates that nursing home bed capacity must remain stable to accommodate the need for advanced care among the oldest and frailest.

National data indicates that on average, 35 percent of people aged 65+ will enter a nursing home for varying lengths of stay. In addition, New Jersey's elderly population is projected to increase by 27.2 percent between 2010 and 2020, and by an additional 27.1 percent between 2020 and 2030, yielding approximately 1.9 million elderly residents by 2030.

The need for New Jersey Veterans Memorial Home Paramus's services will continue to increase as the Baby-Boom generation ages.



Note: Figures may not add due to rounding.

NEW JERSEY VETERANS MEMORIAL HOME VINELAND

Ownership: Governmental

BPCI Model Participation: None

Annual Contributions to Local and State Economy

Total Expenditures: \$29,788,400

- 437 full-time equivalent jobs (salaried and contract), including key areas such as

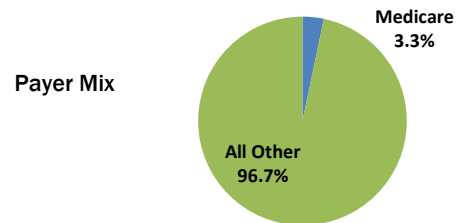
Therapists	0	Dietary & Housekeeping	95
Nurses: 261 total, including		Contract Labor: 5 total, including	
■ Registered Nurses (RNs)	62	■ Nursing	0
■ Licensed Practical Nurses (LPNs)	46	■ Therapists	5
■ Certified Nursing Assistants (CNAs)	153	■ Other	0
Administrative	22	Plant Operations and Maintenance	26

- New Jersey nursing homes are subject to a quarterly assessment of \$11.92 per non-Medicare day. Annually, this tax totals \$1,203,324 for New Jersey Veterans Memorial Home Vineland.
- Total Employee Payroll: \$23,587,473
- Estimated State Income Taxes Paid by Employees: \$1,303,208

Statistical Profile

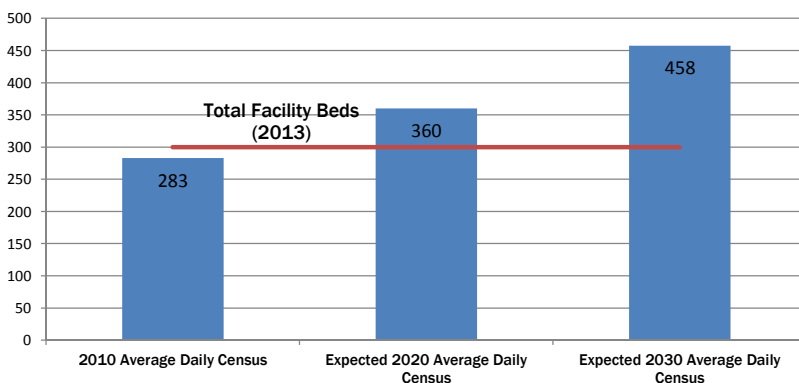
■ Medicare Ratings (from 1 to 5 stars)		Avg. Daily Census	Medicare 9.4	Medicaid 0.0	All Other 276.6	Total 286.0
Medicare Overall Rating	★★	Avg. Length of Stay	100.9	0.0	1,740.5	1,134.6
Medicare Quality Measure Rating	★★	Occupancy Rate	3.1%	0.0%	92.2%	95.3%

% Medicare Days in Ultra/Very High RUGs	63.2%
Routine Cost per Day	\$393.49
Total Beds	300



- More than half of New Jersey's nursing home residents receive financial assistance from Medicaid, the health care program for low-income individuals that is funded by the federal and state governments. Medicaid pays nursing homes significantly less than the cost of care. An American Health Care Association study indicates New Jersey Medicaid pays nursing homes 18 percent less than cost, resulting in an estimated \$500 million shortfall statewide between the Medicaid rate and the actual cost of care in 2013.

Community Need



New Jersey is striving to reduce institutional long term care use under Medicaid. However, the demographic trend for New Jersey indicates that nursing home bed capacity must remain stable to accommodate the need for advanced care among the oldest and frailest.

National data indicates that on average, 35 percent of people aged 65+ will enter a nursing home for varying lengths of stay. In addition, New Jersey's elderly population is projected to increase by 27.2 percent between 2010 and 2020, and by an additional 27.1 percent between 2020 and 2030, yielding approximately 1.9 million elderly residents by 2030.

The need for New Jersey Veterans Memorial Home Vineland's services will continue to increase as the Baby-Boom generation ages.



Note: Figures may not add due to rounding.

NEW VISTA

Ownership: For-profit

BPCI Model Participation: None

Annual Contributions to Local and State Economy

Total Expenditures: \$27,830,300

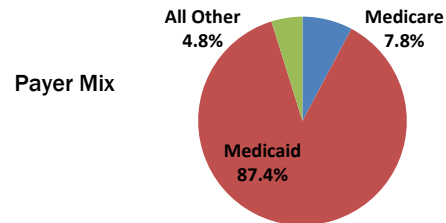
- 318 full-time equivalent jobs (salaried and contract), including key areas such as

Therapists	0	Dietary & Housekeeping	70
Nurses: 195 total, including		Contract Labor: 0 total, including	
■ Registered Nurses (RNs)	30	■ Nursing	0
■ Licensed Practical Nurses (LPNs)	39	■ Therapists	0
■ Certified Nursing Assistants (CNAs)	127	■ Other	0
Administrative	12	Plant Operations and Maintenance	10

- New Jersey nursing homes are subject to a quarterly assessment of \$11.92 per non-Medicare day. Annually, this tax totals \$1,300,794 for New Vista.
- Total Employee Payroll: \$12,296,458
- Estimated State Income Taxes Paid by Employees: \$679,379

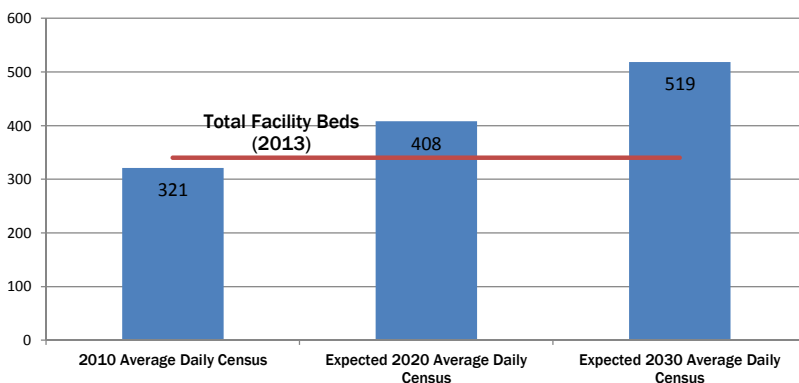
Statistical Profile

■ Medicare Ratings (from 1 to 5 stars)		Avg. Daily Census	Medicare 25.3	Medicaid 283.3	All Other 15.6	Total 324.3
Medicare Overall Rating	★★	Avg. Length of Stay	34.6	319.2	24.6	143.8
Medicare Quality Measure Rating	★★★★	Occupancy Rate	7.4%	83.3%	4.6%	95.4%
% Medicare Days in Ultra/Very High RUGs	64.1%					
Routine Cost per Day	\$203.98					
Total Beds	340					



- More than half of New Jersey's nursing home residents receive financial assistance from Medicaid, the health care program for low-income individuals that is funded by the federal and state governments. Medicaid pays nursing homes significantly less than the cost of care. An American Health Care Association study indicates New Jersey Medicaid pays nursing homes 18 percent less than cost, resulting in an estimated \$500 million shortfall statewide between the Medicaid rate and the actual cost of care in 2013.

Community Need



New Jersey is striving to reduce institutional long term care use under Medicaid. However, the demographic trend for New Jersey indicates that nursing home bed capacity must remain stable to accommodate the need for advanced care among the oldest and frailest.

National data indicates that on average, 35 percent of people aged 65+ will enter a nursing home for varying lengths of stay. In addition, New Jersey's elderly population is projected to increase by 27.2 percent between 2010 and 2020, and by an additional 27.1 percent between 2020 and 2030, yielding approximately 1.9 million elderly residents by 2030.

The need for New Vista's services will continue to increase as the Baby-Boom generation ages.



Note: Figures may not add due to rounding.

NJ EASTERN STAR HOME

Ownership: Nonprofit

BPCI Model Participation: None

Annual Contributions to Local and State Economy

Total Expenditures: \$5,661,200

- 75 full-time equivalent jobs (salaried and contract), including key areas such as

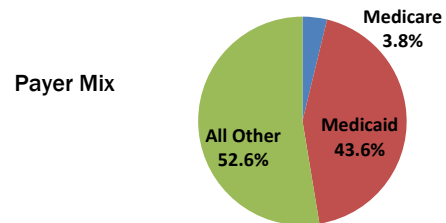
Therapists	0	Dietary & Housekeeping	22
Nurses: 36 total, including		Contract Labor: 1 total, including	
■ Registered Nurses (RNs)	8	■ Nursing	0
■ Licensed Practical Nurses (LPNs)	7	■ Therapists	1
■ Certified Nursing Assistants (CNAs)	20	■ Other	0
Administrative	3	Plant Operations and Maintenance	5

- New Jersey nursing homes are subject to a quarterly assessment of \$11.92 per non-Medicare day. Annually, this tax totals \$261,191 for NJ Eastern Star Home.
- Total Employee Payroll: \$2,988,582
- Estimated State Income Taxes Paid by Employees: \$165,119

Statistical Profile

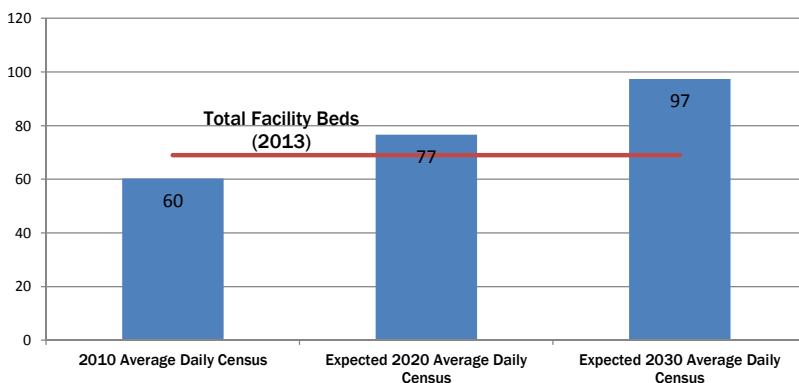
■ Medicare Ratings (from 1 to 5 stars)			Medicare	Medicaid	All Other	Total
Medicare Overall Rating	★★★★	Avg. Daily Census	2.4	27.2	32.8	62.4
Medicare Quality Measure Rating	★★★★★	Avg. Length of Stay	47.8	496.5	0.0	599.3
		Occupancy Rate	3.4%	39.4%	47.6%	90.4%

% Medicare Days in Ultra/Very High RUGs	36.1%
Routine Cost per Day	\$183.58
Total Beds	69



- More than half of New Jersey's nursing home residents receive financial assistance from Medicaid, the health care program for low-income individuals that is funded by the federal and state governments. Medicaid pays nursing homes significantly lower than the cost of care. An American Health Care Association study indicates New Jersey Medicaid pays nursing homes 18 percent less than cost, resulting in an estimated \$500 million shortfall statewide between the Medicaid rate and the actual cost of care in 2013.

Community Need



New Jersey is striving to reduce institutional long term care use under Medicaid. However, the demographic trend for New Jersey indicates that nursing home bed capacity must remain stable to accommodate the need for advanced care among the oldest and frailest.

National data indicates that on average, 35 percent of people aged 65+ will enter a nursing home for varying lengths of stay. In addition, New Jersey's elderly population is projected to increase by 27.2 percent between 2010 and 2020, and by an additional 27.1 percent between 2020 and 2030, yielding approximately 1.9 million elderly residents by 2030.

The need for NJ Eastern Star Home's services will continue to increase as the Baby-Boom generation ages.



Note: Figures may not add due to rounding.

NORTH CAPE CENTER

Ownership: For-profit

BPCI Model Participation: Model 3

Annual Contributions to Local and State Economy

Total Expenditures: \$12,358,200

- 122 full-time equivalent jobs (salaried and contract), including key areas such as

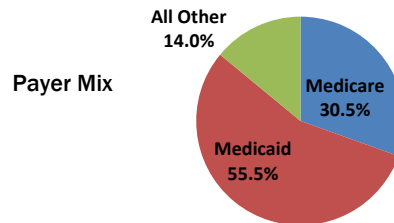
Therapists	0	Dietary & Housekeeping	20
Nurses: 70 total, including		Contract Labor: 12 total, including	
■ Registered Nurses (RNs)	19	■ Nursing	0
■ Licensed Practical Nurses (LPNs)	13	■ Therapists	11
■ Certified Nursing Assistants (CNAs)	37	■ Other	0
Administrative	8	Plant Operations and Maintenance	2

- New Jersey nursing homes are subject to a quarterly assessment of \$11.92 per non-Medicare day. Annually, this tax totals \$281,586 for North Cape Center.
- Total Employee Payroll: \$4,509,532
- Estimated State Income Taxes Paid by Employees: \$249,152

Statistical Profile

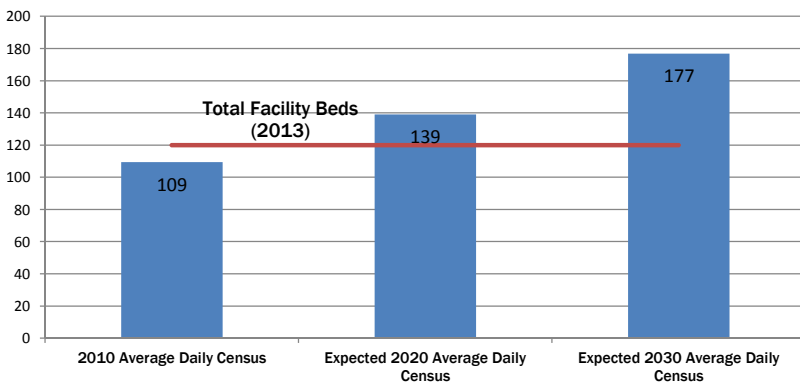
■ Medicare Ratings (from 1 to 5 stars)		Avg. Daily Census	Medicare 28.4	Medicaid 51.7	All Other 13.0	Total 93.1
Medicare Overall Rating	★★★★	Avg. Length of Stay	30.7	401.3	38.1	66.8
Medicare Quality Measure Rating	★★★	Occupancy Rate	23.6%	43.1%	10.9%	77.6%

% Medicare Days in Ultra/Very High RUGs	73.1%
Routine Cost per Day	\$281.18
Total Beds	120



- More than half of New Jersey's nursing home residents receive financial assistance from Medicaid, the health care program for low-income individuals that is funded by the federal and state governments. Medicaid pays nursing homes significantly less than the cost of care. An American Health Care Association study indicates New Jersey Medicaid pays nursing homes 18 percent less than cost, resulting in an estimated \$500 million shortfall statewide between the Medicaid rate and the actual cost of care in 2013.

Community Need



New Jersey is striving to reduce institutional long term care use under Medicaid. However, the demographic trend for New Jersey indicates that nursing home bed capacity must remain stable to accommodate the need for advanced care among the oldest and frailest.

National data indicates that on average, 35 percent of people aged 65+ will enter a nursing home for varying lengths of stay. In addition, New Jersey's elderly population is projected to increase by 27.2 percent between 2010 and 2020, and by an additional 27.1 percent between 2020 and 2030, yielding approximately 1.9 million elderly residents by 2030.

The need for North Cape Center's services will continue to increase as the Baby-Boom generation ages.



Note: Figures may not add due to rounding.

OAK RIDGE REHABILITATION & NC

Ownership: For-profit

BPCI Model Participation: None

Annual Contributions to Local and State Economy

Total Expenditures: \$14,953,100

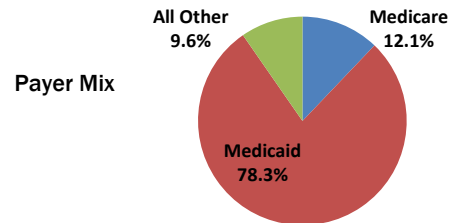
- 82 full-time equivalent jobs (salaried and contract), including key areas such as

Therapists	0	Dietary & Housekeeping	0
Nurses: 59 total, including		Contract Labor: 6 total, including	
■ Registered Nurses (RNs)	11	■ Nursing	0
■ Licensed Practical Nurses (LPNs)	15	■ Therapists	6
■ Certified Nursing Assistants (CNAs)	34	■ Other	0
Administrative	7	Plant Operations and Maintenance	2

- New Jersey nursing homes are subject to a quarterly assessment of \$11.92 per non-Medicare day. Annually, this tax totals \$343,010 for Oak Ridge Rehabilitation & NC.
- Total Employee Payroll: \$3,520,512
- Estimated State Income Taxes Paid by Employees: \$194,508

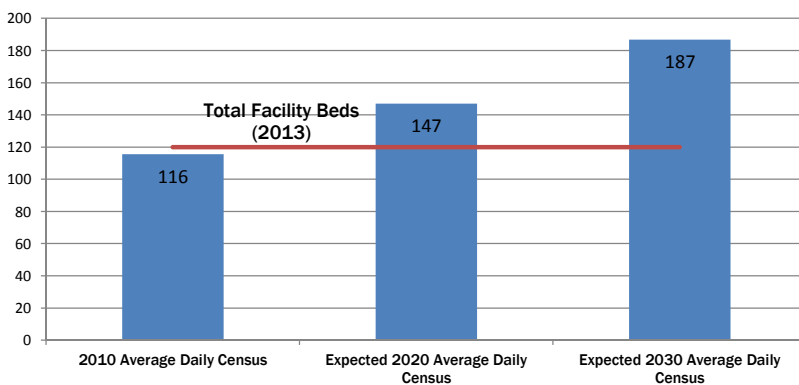
Statistical Profile

■ Medicare Ratings (from 1 to 5 stars)		Avg. Daily Census	Medicare 10.9	Medicaid 70.2	All Other 8.6	Total 89.7
Medicare Overall Rating	★★★	Avg. Length of Stay	42.6	235.1	64.3	130.4
Medicare Quality Measure Rating	★★★★★	Occupancy Rate	9.1%	58.5%	7.2%	74.7%
% Medicare Days in Ultra/Very High RUGs	81.5%					
Routine Cost per Day	\$253.14					
Total Beds	120					



- More than half of New Jersey's nursing home residents receive financial assistance from Medicaid, the health care program for low-income individuals that is funded by the federal and state governments. Medicaid pays nursing homes significantly lower than the cost of care. An American Health Care Association study indicates New Jersey Medicaid pays nursing homes 18 percent less than cost, resulting in an estimated \$500 million shortfall statewide between the Medicaid rate and the actual cost of care in 2013.

Community Need



New Jersey is striving to reduce institutional long term care use under Medicaid. However, the demographic trend for New Jersey indicates that nursing home bed capacity must remain stable to accommodate the need for advanced care among the oldest and frailest.

National data indicates that on average, 35 percent of people aged 65+ will enter a nursing home for varying lengths of stay. In addition, New Jersey's elderly population is projected to increase by 27.2 percent between 2010 and 2020, and by an additional 27.1 percent between 2020 and 2030, yielding approximately 1.9 million elderly residents by 2030.

The need for Oak Ridge Rehabilitation & NC's services will continue to increase as the Baby-Boom generation ages.



Note: Figures may not add due to rounding.

OAKLAND REHABILITATION AND HEALTHCARE CENTER

Ownership: For-profit

BPCI Model Participation: None

Annual Contributions to Local and State Economy

Total Expenditures: \$16,624,700

- 198 full-time equivalent jobs (salaried and contract), including key areas such as

Therapists	0	Dietary & Housekeeping	39
Nurses: 110 total, including		Contract Labor: 11 total, including	
■ Registered Nurses (RNs)	27	■ Nursing	0
■ Licensed Practical Nurses (LPNs)	16	■ Therapists	11
■ Certified Nursing Assistants (CNAs)	68	■ Other	0
Administrative	14	Plant Operations and Maintenance	7

- New Jersey nursing homes are subject to a quarterly assessment of \$11.92 per non-Medicare day. Annually, this tax totals \$582,745 for Oakland Rehabilitation and Healthcare Center.

Total Employee Payroll: \$8,373,740

Estimated State Income Taxes Paid by Employees: \$462,649

Statistical Profile

- Medicare Ratings (from 1 to 5 stars)

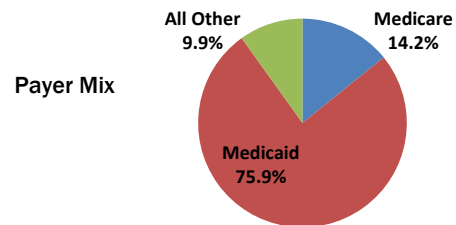
Medicare Overall Rating ★★★★★
 Medicare Quality Measure Rating ★★★★★

	Medicare	Medicaid	All Other	Total
Avg. Daily Census	22.2	118.5	15.4	156.1
Avg. Length of Stay	47.0	376.1	36.8	129.5
Occupancy Rate	10.3%	55.1%	7.2%	72.6%

% Medicare Days in Ultra/Very High RUGs 88.8%

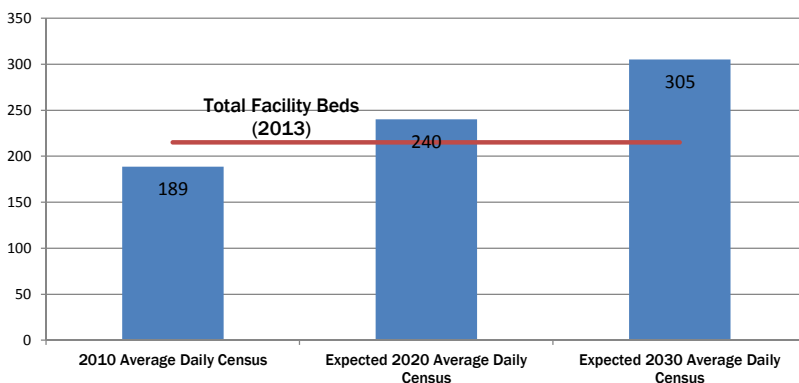
Routine Cost per Day \$242.60

Total Beds 215



- More than half of New Jersey's nursing home residents receive financial assistance from Medicaid, the health care program for low-income individuals that is funded by the federal and state governments. Medicaid pays nursing homes significantly lower than the cost of care. An American Health Care Association study indicates New Jersey Medicaid pays nursing homes 18 percent less than cost, resulting in an estimated \$500 million shortfall statewide between the Medicaid rate and the actual cost of care in 2013.

Community Need



New Jersey is striving to reduce institutional long term care use under Medicaid. However, the demographic trend for New Jersey indicates that nursing home bed capacity must remain stable to accommodate the need for advanced care among the oldest and frailest.

National data indicates that on average, 35 percent of people aged 65+ will enter a nursing home for varying lengths of stay. In addition, New Jersey's elderly population is projected to increase by 27.2 percent between 2010 and 2020, and by an additional 27.1 percent between 2020 and 2030, yielding approximately 1.9 million elderly residents by 2030.

The need for Oakland Rehabilitation and Healthcare Center's services will continue to increase as the Baby-Boom generation ages.



Note: Figures may not add due to rounding.

OCEANA REHABILITATION AND NC

Ownership: For-profit

BPCI Model Participation: None

Annual Contributions to Local and State Economy

Total Expenditures: \$8,240,400

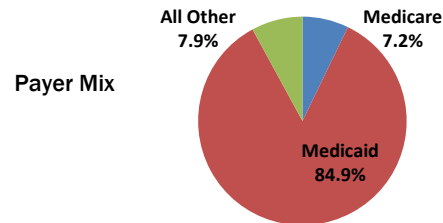
- 76 full-time equivalent jobs (salaried and contract), including key areas such as

Therapists	0	Dietary & Housekeeping	8
Nurses: 0 total, including		Contract Labor: 63 total, including	
■ Registered Nurses (RNs)	0	■ Nursing	63
■ Licensed Practical Nurses (LPNs)	0	■ Therapists	0
■ Certified Nursing Assistants (CNAs)	0	■ Other	0
Administrative	0	Plant Operations and Maintenance	2

- New Jersey nursing homes are subject to a quarterly assessment of \$11.92 per non-Medicare day. Annually, this tax totals \$415,257 for Oceana Rehabilitation and NC.
- Total Employee Payroll: \$285,399
- Estimated State Income Taxes Paid by Employees: \$15,768

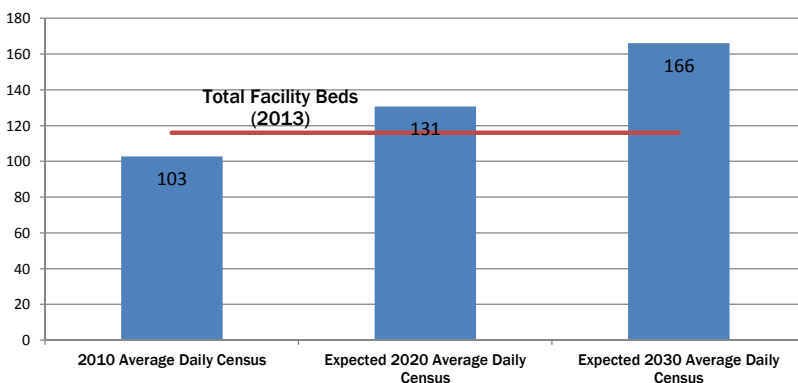
Statistical Profile

■ Medicare Ratings (from 1 to 5 stars)		Avg. Daily Census	Medicare 7.4	Medicaid 87.3	All Other 8.1	Total 102.8
Medicare Overall Rating	★★	Avg. Length of Stay	56.0	209.7	67.5	153.8
Medicare Quality Measure Rating	★★★	Occupancy Rate	6.4%	75.3%	7.0%	88.6%
% Medicare Days in Ultra/Very High RUGs	55.4%					
Routine Cost per Day	\$196.99					
Total Beds	116					



- More than half of New Jersey's nursing home residents receive financial assistance from Medicaid, the health care program for low-income individuals that is funded by the federal and state governments. Medicaid pays nursing homes significantly less than the cost of care. An American Health Care Association study indicates New Jersey Medicaid pays nursing homes 18 percent less than cost, resulting in an estimated \$500 million shortfall statewide between the Medicaid rate and the actual cost of care in 2013.

Community Need



New Jersey is striving to reduce institutional long term care use under Medicaid. However, the demographic trend for New Jersey indicates that nursing home bed capacity must remain stable to accommodate the need for advanced care among the oldest and frailest.

National data indicates that on average, 35 percent of people aged 65+ will enter a nursing home for varying lengths of stay. In addition, New Jersey's elderly population is projected to increase by 27.2 percent between 2010 and 2020, and by an additional 27.1 percent between 2020 and 2030, yielding approximately 1.9 million elderly residents by 2030.

The need for Oceana Rehabilitation and NC's services will continue to increase as the Baby-Boom generation ages.



Note: Figures may not add due to rounding.

ORADELL HEALTH CARE CENTER

Ownership: For-profit

BPCI Model Participation: Model 3

Annual Contributions to Local and State Economy

Total Expenditures: \$20,035,200

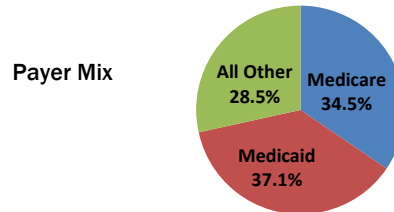
- 189 full-time equivalent jobs (salaried and contract), including key areas such as

Therapists	14	Dietary & Housekeeping	33
Nurses: 96 total, including		Contract Labor: 11 total, including	
■ Registered Nurses (RNs)	20	■ Nursing	1
■ Licensed Practical Nurses (LPNs)	21	■ Therapists	10
■ Certified Nursing Assistants (CNAs)	54	■ Other	0
Administrative	12	Plant Operations and Maintenance	3

- New Jersey nursing homes are subject to a quarterly assessment of \$11.92 per non-Medicare day. Annually, this tax totals \$400,858 for Oradell Health Care Center.
- Total Employee Payroll: \$8,245,721
- Estimated State Income Taxes Paid by Employees: \$455,576

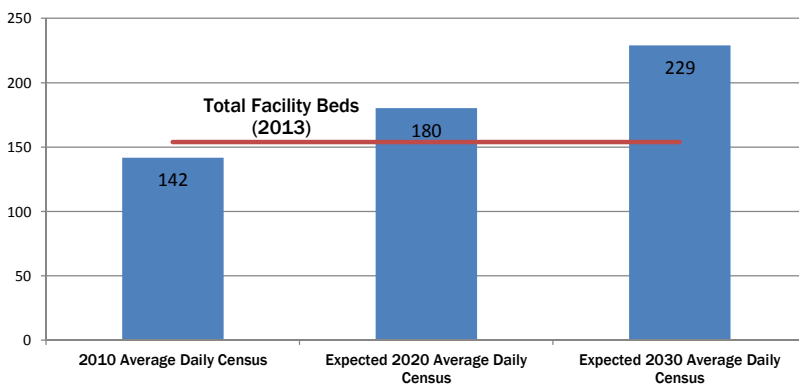
Statistical Profile

■ Medicare Ratings (from 1 to 5 stars)		Avg. Daily Census	Medicare 48.5	Medicaid 52.1	All Other 40.0	Total 140.6
Medicare Overall Rating	★★★★	Avg. Length of Stay	35.5	528.4	36.3	54.8
Medicare Quality Measure Rating	★★★★	Occupancy Rate	31.5%	33.8%	26.0%	91.3%
% Medicare Days in Ultra/Very High RUGs	83.4%					
Routine Cost per Day	\$248.96					
Total Beds	154					



- More than half of New Jersey's nursing home residents receive financial assistance from Medicaid, the health care program for low-income individuals that is funded by the federal and state governments. Medicaid pays nursing homes significantly lower than the cost of care. An American Health Care Association study indicates New Jersey Medicaid pays nursing homes 18 percent less than cost, resulting in an estimated \$500 million shortfall statewide between the Medicaid rate and the actual cost of care in 2013.

Community Need



New Jersey is striving to reduce institutional long term care use under Medicaid. However, the demographic trend for New Jersey indicates that nursing home bed capacity must remain stable to accommodate the need for advanced care among the oldest and frailest.

National data indicates that on average, 35 percent of people aged 65+ will enter a nursing home for varying lengths of stay. In addition, New Jersey's elderly population is projected to increase by 27.2 percent between 2010 and 2020, and by an additional 27.1 percent between 2020 and 2030, yielding approximately 1.9 million elderly residents by 2030.

The need for Oradell Health Care Center's services will continue to increase as the Baby-Boom generation ages.



Note: Figures may not add due to rounding.

OUR LADYS RESIDENCE

Ownership: Nonprofit

BPCI Model Participation: None

Annual Contributions to Local and State Economy

Total Expenditures: \$16,784,000

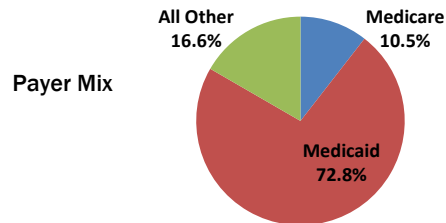
- 204 full-time equivalent jobs (salaried and contract), including key areas such as

Therapists	0	Dietary & Housekeeping	40
Nurses: 118 total, including		Contract Labor: 13 total, including	
■ Registered Nurses (RNs)	13	■ Nursing	6
■ Licensed Practical Nurses (LPNs)	28	■ Therapists	7
■ Certified Nursing Assistants (CNAs)	77	■ Other	0
Administrative	8	Plant Operations and Maintenance	3

- New Jersey nursing homes are subject to a quarterly assessment of \$11.92 per non-Medicare day. Annually, this tax totals \$659,367 for Our Ladys Residence.
- Total Employee Payroll: \$7,060,166
- Estimated State Income Taxes Paid by Employees: \$390,074

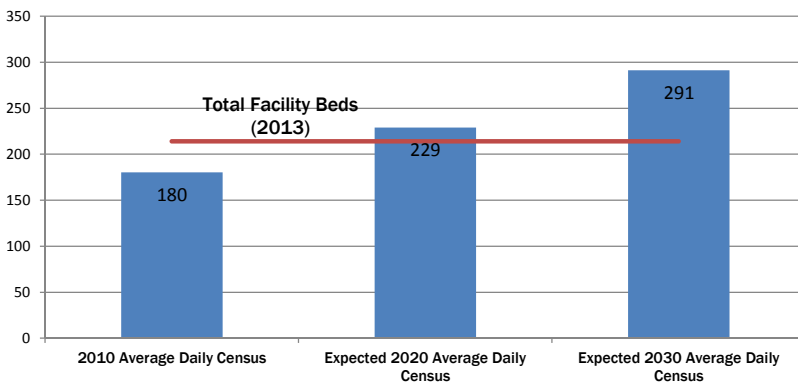
Statistical Profile

■ Medicare Ratings (from 1 to 5 stars)		Avg. Daily Census	Medicare 17.8	Medicaid 123.4	All Other 28.2	Total 169.4
Medicare Overall Rating	★★★★	Avg. Length of Stay	37.2	1,072.0	76.2	175.7
Medicare Quality Measure Rating	★★★	Occupancy Rate	8.3%	57.6%	13.2%	79.2%
% Medicare Days in Ultra/Very High RUGs	74.7%					
Routine Cost per Day	\$233.47					
Total Beds	214					



- More than half of New Jersey's nursing home residents receive financial assistance from Medicaid, the health care program for low-income individuals that is funded by the federal and state governments. Medicaid pays nursing homes significantly lower than the cost of care. An American Health Care Association study indicates New Jersey Medicaid pays nursing homes 18 percent less than cost, resulting in an estimated \$500 million shortfall statewide between the Medicaid rate and the actual cost of care in 2013.

Community Need



New Jersey is striving to reduce institutional long term care use under Medicaid. However, the demographic trend for New Jersey indicates that nursing home bed capacity must remain stable to accommodate the need for advanced care among the oldest and frailest.

National data indicates that on average, 35 percent of people aged 65+ will enter a nursing home for varying lengths of stay. In addition, New Jersey's elderly population is projected to increase by 27.2 percent between 2010 and 2020, and by an additional 27.1 percent between 2020 and 2030, yielding approximately 1.9 million elderly residents by 2030.

The need for Our Ladys Residence's services will continue to increase as the Baby-Boom generation ages.



Note: Figures may not add due to rounding.

PALACE REHABILITATION AND CARE CENTER

Ownership: For-profit

BPCI Model Participation: None

Annual Contributions to Local and State Economy

Total Expenditures: \$12,068,900

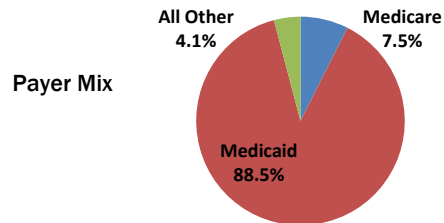
- 122 full-time equivalent jobs (salaried and contract), including key areas such as

Therapists	0	Dietary & Housekeeping	19
Nurses: 0 total, including		Contract Labor: 94 total, including	
■ Registered Nurses (RNs)	0	■ Nursing	89
■ Licensed Practical Nurses (LPNs)	0	■ Therapists	5
■ Certified Nursing Assistants (CNAs)	0	■ Other	0
Administrative	5	Plant Operations and Maintenance	2

- New Jersey nursing homes are subject to a quarterly assessment of \$11.92 per non-Medicare day. Annually, this tax totals \$637,982 for Palace Rehabilitation and Care Center.
- Total Employee Payroll: \$982,385
- Estimated State Income Taxes Paid by Employees: \$54,277

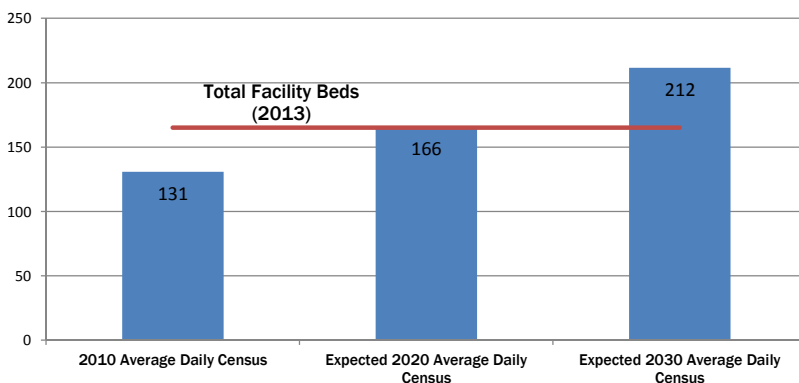
Statistical Profile

■ Medicare Ratings (from 1 to 5 stars)		Avg. Daily Census	Medicare 11.8	Medicaid 140.2	All Other 6.5	Total 158.5
Medicare Overall Rating	★★★★★	Avg. Length of Stay	54.6	312.0	62.2	205.8
Medicare Quality Measure Rating	★★★★★	Occupancy Rate	7.2%	84.9%	3.9%	96.0%
% Medicare Days in Ultra/Very High RUGs	77.8%					
Routine Cost per Day	\$183.43					
Total Beds	165					



- More than half of New Jersey's nursing home residents receive financial assistance from Medicaid, the health care program for low-income individuals that is funded by the federal and state governments. Medicaid pays nursing homes significantly lower than the cost of care. An American Health Care Association study indicates New Jersey Medicaid pays nursing homes 18 percent less than cost, resulting in an estimated \$500 million shortfall statewide between the Medicaid rate and the actual cost of care in 2013.

Community Need



New Jersey is striving to reduce institutional long term care use under Medicaid. However, the demographic trend for New Jersey indicates that nursing home bed capacity must remain stable to accommodate the need for advanced care among the oldest and frailest.

National data indicates that on average, 35 percent of people aged 65+ will enter a nursing home for varying lengths of stay. In addition, New Jersey's elderly population is projected to increase by 27.2 percent between 2010 and 2020, and by an additional 27.1 percent between 2020 and 2030, yielding approximately 1.9 million elderly residents by 2030.

The need for Palace Rehabilitation and Care Center's services will continue to increase as the Baby-Boom generation ages.



Note: Figures may not add due to rounding.

PARK CRESCENT HEALTHCARE & REHABILITATION CENTER

Ownership: For-profit

BPCI Model Participation: None

Annual Contributions to Local and State Economy

Total Expenditures: \$16,948,400

- 196 full-time equivalent jobs (salaried and contract), including key areas such as

Therapists	0	Dietary & Housekeeping	24
Nurses: 128 total, including		Contract Labor: 13 total, including	
■ Registered Nurses (RNs)	22	■ Nursing	0
■ Licensed Practical Nurses (LPNs)	24	■ Therapists	13
■ Certified Nursing Assistants (CNAs)	82	■ Other	0
Administrative	11	Plant Operations and Maintenance	4

- New Jersey nursing homes are subject to a quarterly assessment of \$11.92 per non-Medicare day. Annually, this tax totals \$608,385 for Park Crescent Healthcare & Rehabilitation Center.

Total Employee Payroll: \$7,335,583

Estimated State Income Taxes Paid by Employees: \$405,291

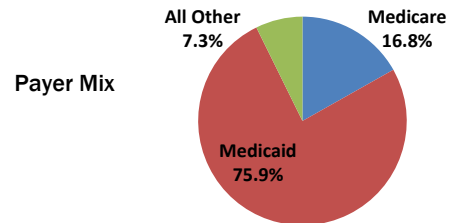
Statistical Profile

- Medicare Ratings (from 1 to 5 stars)

Medicare Overall Rating ★★★★★
 Medicare Quality Measure Rating ★★★★★

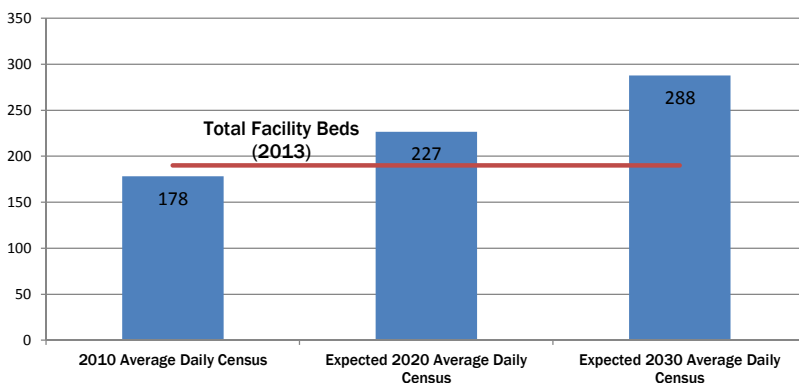
% Medicare Days in Ultra/Very High RUGs 81.3%
 Routine Cost per Day \$232.39
 Total Beds 190

	Medicare	Medicaid	All Other	Total
Avg. Daily Census	28.3	127.6	12.3	168.2
Avg. Length of Stay	36.5	255.8	32.0	101.4
Occupancy Rate	14.9%	67.1%	6.5%	88.5%



- More than half of New Jersey's nursing home residents receive financial assistance from Medicaid, the health care program for low-income individuals that is funded by the federal and state governments. Medicaid pays nursing homes significantly lower than the cost of care. An American Health Care Association study indicates New Jersey Medicaid pays nursing homes 18 percent less than cost, resulting in an estimated \$500 million shortfall statewide between the Medicaid rate and the actual cost of care in 2013.

Community Need



New Jersey is striving to reduce institutional long term care use under Medicaid. However, the demographic trend for New Jersey indicates that nursing home bed capacity must remain stable to accommodate the need for advanced care among the oldest and frailest.

National data indicates that on average, 35 percent of people aged 65+ will enter a nursing home for varying lengths of stay. In addition, New Jersey's elderly population is projected to increase by 27.2 percent between 2010 and 2020, and by an additional 27.1 percent between 2020 and 2030, yielding approximately 1.9 million elderly residents by 2030.

The need for Park Crescent Healthcare & Rehabilitation Center's services will continue to increase as the Baby-Boom generation ages.



Note: Figures may not add due to rounding.

PARK PLACE CENTER

Ownership: For-profit

BPCI Model Participation: None

Annual Contributions to Local and State Economy

Total Expenditures: \$9,355,100

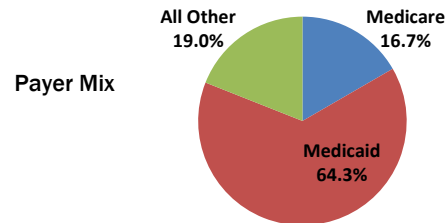
- 105 full-time equivalent jobs (salaried and contract), including key areas such as

Therapists	0	Dietary & Housekeeping	21
Nurses: 62 total, including		Contract Labor: 7 total, including	
■ Registered Nurses (RNs)	20	■ Nursing	0
■ Licensed Practical Nurses (LPNs)	9	■ Therapists	7
■ Certified Nursing Assistants (CNAs)	33	■ Other	0
Administrative	6	Plant Operations and Maintenance	2

- New Jersey nursing homes are subject to a quarterly assessment of \$11.92 per non-Medicare day. Annually, this tax totals \$287,057 for Park Place Center.
- Total Employee Payroll: \$4,374,876
- Estimated State Income Taxes Paid by Employees: \$241,712

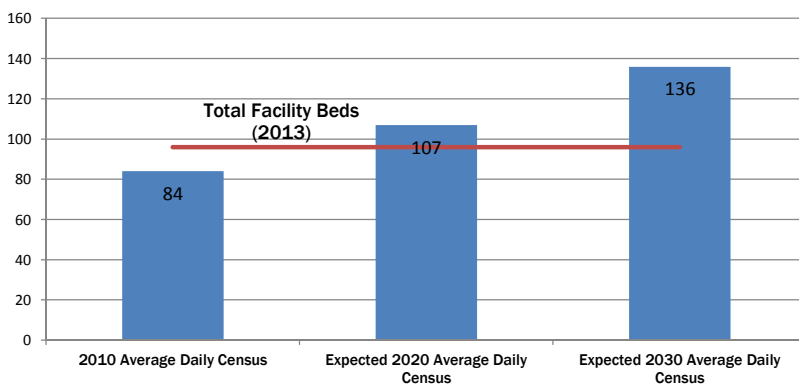
Statistical Profile

■ Medicare Ratings (from 1 to 5 stars)		Avg. Daily Census	Medicare 13.2	Medicaid 51.0	All Other 15.0	Total 79.2
Medicare Overall Rating	★★★★	Avg. Length of Stay	41.5	338.1	75.1	118.4
Medicare Quality Measure Rating	★★★	Occupancy Rate	13.8%	53.1%	15.7%	82.5%
% Medicare Days in Ultra/Very High RUGs	68.0%					
Routine Cost per Day	\$259.61					
Total Beds	96					



- More than half of New Jersey's nursing home residents receive financial assistance from Medicaid, the health care program for low-income individuals that is funded by the federal and state governments. Medicaid pays nursing homes significantly lower than the cost of care. An American Health Care Association study indicates New Jersey Medicaid pays nursing homes 18 percent less than cost, resulting in an estimated \$500 million shortfall statewide between the Medicaid rate and the actual cost of care in 2013.

Community Need



New Jersey is striving to reduce institutional long term care use under Medicaid. However, the demographic trend for New Jersey indicates that nursing home bed capacity must remain stable to accommodate the need for advanced care among the oldest and frailest.

National data indicates that on average, 35 percent of people aged 65+ will enter a nursing home for varying lengths of stay. In addition, New Jersey's elderly population is projected to increase by 27.2 percent between 2010 and 2020, and by an additional 27.1 percent between 2020 and 2030, yielding approximately 1.9 million elderly residents by 2030.

The need for Park Place Center's services will continue to increase as the Baby-Boom generation ages.

Note: Figures may not add due to rounding.



PHILLIPSBURG CENTER

Ownership: For-profit

BPCI Model Participation: None

Annual Contributions to Local and State Economy

Total Expenditures: \$5,767,500

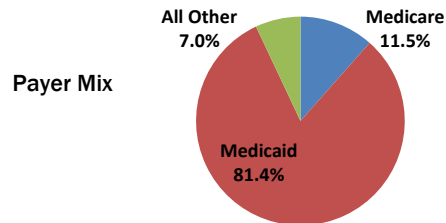
- 66 full-time equivalent jobs (salaried and contract), including key areas such as

Therapists	0	Dietary & Housekeeping	14
Nurses: 38 total, including		Contract Labor: 2 total, including	
■ Registered Nurses (RNs)	11	■ Nursing	0
■ Licensed Practical Nurses (LPNs)	4	■ Therapists	2
■ Certified Nursing Assistants (CNAs)	23	■ Other	0
Administrative	5	Plant Operations and Maintenance	1

- New Jersey nursing homes are subject to a quarterly assessment of \$11.92 per non-Medicare day. Annually, this tax totals \$214,465 for Phillipsburg Center.
- Total Employee Payroll: \$2,395,406
- Estimated State Income Taxes Paid by Employees: \$132,346

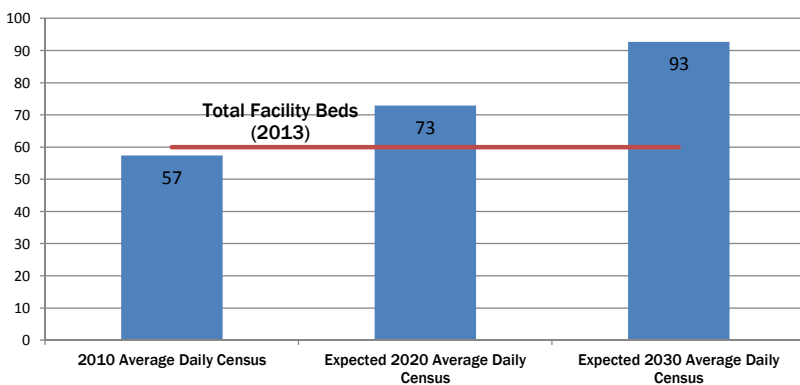
Statistical Profile

■ Medicare Ratings (from 1 to 5 stars)		Avg. Daily Census	Medicare 6.4	Medicaid 45.4	All Other 3.9	Total 55.7
Medicare Overall Rating	★★★	Avg. Length of Stay	48.9	552.2	203.9	239.3
Medicare Quality Measure Rating	★★★★	Occupancy Rate	10.7%	75.6%	6.5%	92.9%
% Medicare Days in Ultra/Very High RUGs	81.1%					
Routine Cost per Day	\$239.41					
Total Beds	60					



- More than half of New Jersey's nursing home residents receive financial assistance from Medicaid, the health care program for low-income individuals that is funded by the federal and state governments. Medicaid pays nursing homes significantly lower than the cost of care. An American Health Care Association study indicates New Jersey Medicaid pays nursing homes 18 percent less than cost, resulting in an estimated \$500 million shortfall statewide between the Medicaid rate and the actual cost of care in 2013.

Community Need



New Jersey is striving to reduce institutional long term care use under Medicaid. However, the demographic trend for New Jersey indicates that nursing home bed capacity must remain stable to accommodate the need for advanced care among the oldest and frailest.

National data indicates that on average, 35 percent of people aged 65+ will enter a nursing home for varying lengths of stay. In addition, New Jersey's elderly population is projected to increase by 27.2 percent between 2010 and 2020, and by an additional 27.1 percent between 2020 and 2030, yielding approximately 1.9 million elderly residents by 2030.

The need for Phillipsburg Center's services will continue to increase as the Baby-Boom generation ages.



Note: Figures may not add due to rounding.

PINE ACRES CONVALESCENT CENTER

Ownership: For-profit

BPCI Model Participation: None

Annual Contributions to Local and State Economy

Total Expenditures: \$9,213,100

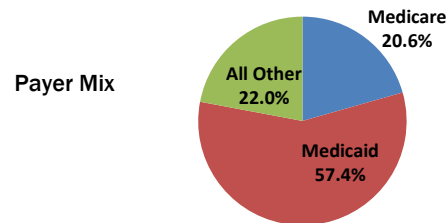
- 95 full-time equivalent jobs (salaried and contract), including key areas such as

Therapists	0	Dietary & Housekeeping	12
Nurses: 60 total, including		Contract Labor: 7 total, including	
■ Registered Nurses (RNs)	10	■ Nursing	0
■ Licensed Practical Nurses (LPNs)	13	■ Therapists	6
■ Certified Nursing Assistants (CNAs)	37	■ Other	0
Administrative	7	Plant Operations and Maintenance	0

- New Jersey nursing homes are subject to a quarterly assessment of \$11.92 per non-Medicare day. Annually, this tax totals \$289,477 for Pine Acres Convalescent Center.
- Total Employee Payroll: \$3,411,843
- Estimated State Income Taxes Paid by Employees: \$188,504

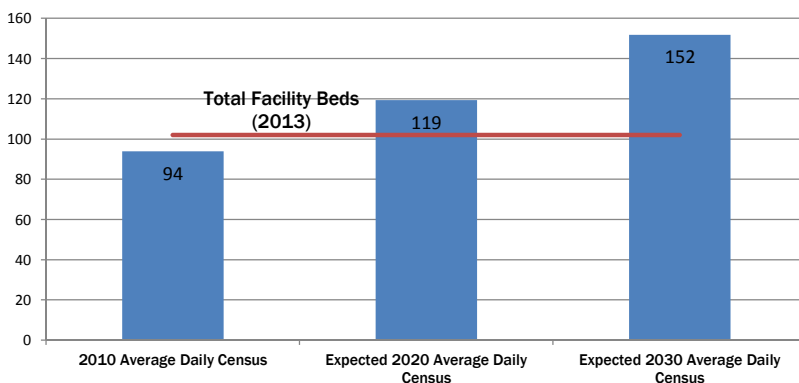
Statistical Profile

■ Medicare Ratings (from 1 to 5 stars)		Avg. Daily Census	Medicare 17.3	Medicaid 48.1	All Other 18.5	Total 83.8
Medicare Overall Rating	★	Avg. Length of Stay	39.1	250.7	65.4	91.6
Medicare Quality Measure Rating	★★	Occupancy Rate	16.9%	47.1%	18.1%	82.1%
% Medicare Days in Ultra/Very High RUGs	78.2%					
Routine Cost per Day	\$249.10					
Total Beds	102					



- More than half of New Jersey's nursing home residents receive financial assistance from Medicaid, the health care program for low-income individuals that is funded by the federal and state governments. Medicaid pays nursing homes significantly lower than the cost of care. An American Health Care Association study indicates New Jersey Medicaid pays nursing homes 18 percent less than cost, resulting in an estimated \$500 million shortfall statewide between the Medicaid rate and the actual cost of care in 2013.

Community Need



New Jersey is striving to reduce institutional long term care use under Medicaid. However, the demographic trend for New Jersey indicates that nursing home bed capacity must remain stable to accommodate the need for advanced care among the oldest and frailest.

National data indicates that on average, 35 percent of people aged 65+ will enter a nursing home for varying lengths of stay. In addition, New Jersey's elderly population is projected to increase by 27.2 percent between 2010 and 2020, and by an additional 27.1 percent between 2020 and 2030, yielding approximately 1.9 million elderly residents by 2030.

The need for Pine Acres Convalescent Center's services will continue to increase as the Baby-Boom generation ages.



Note: Figures may not add due to rounding.

PINE BROOK CARE CENTER

Ownership: For-profit

BPCI Model Participation: None

Annual Contributions to Local and State Economy

Total Expenditures: \$9,659,400

- 82 full-time equivalent jobs (salaried and contract), including key areas such as

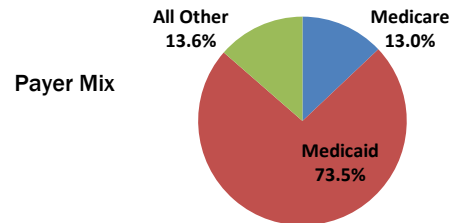
Therapists	0	Dietary & Housekeeping	16
Nurses: 15 total, including		Contract Labor: 41 total, including	
■ Registered Nurses (RNs)	4	■ Nursing	41
■ Licensed Practical Nurses (LPNs)	1	■ Therapists	0
■ Certified Nursing Assistants (CNAs)	11	■ Other	0
Administrative	5	Plant Operations and Maintenance	1

- New Jersey nursing homes are subject to a quarterly assessment of \$11.92 per non-Medicare day. Annually, this tax totals \$394,874 for Pine Brook Care Center.
- Total Employee Payroll: \$1,725,891
- Estimated State Income Taxes Paid by Employees: \$95,355

Statistical Profile

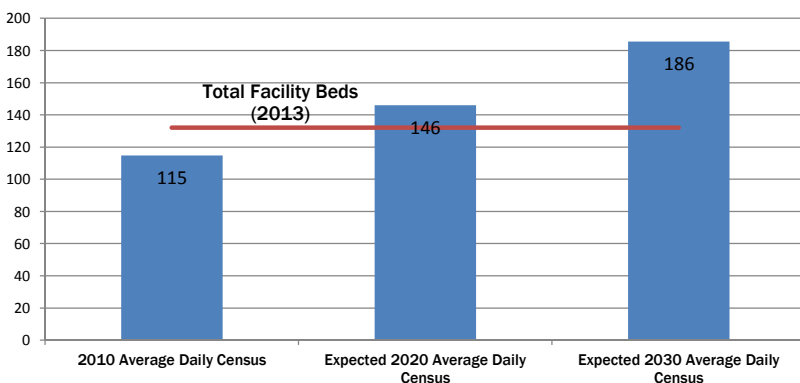
■ Medicare Ratings (from 1 to 5 stars)		Avg. Daily Census	Medicare 13.5	Medicaid 76.6	All Other 14.2	Total 104.3
Medicare Overall Rating	★★	Avg. Length of Stay	50.3	143.4	87.6	108.1
Medicare Quality Measure Rating	★★	Occupancy Rate	10.2%	58.0%	10.7%	79.0%

% Medicare Days in Ultra/Very High RUGs	71.4%
Routine Cost per Day	\$210.99
Total Beds	132



- More than half of New Jersey's nursing home residents receive financial assistance from Medicaid, the health care program for low-income individuals that is funded by the federal and state governments. Medicaid pays nursing homes significantly lower than the cost of care. An American Health Care Association study indicates New Jersey Medicaid pays nursing homes 18 percent less than cost, resulting in an estimated \$500 million shortfall statewide between the Medicaid rate and the actual cost of care in 2013.

Community Need



New Jersey is striving to reduce institutional long term care use under Medicaid. However, the demographic trend for New Jersey indicates that nursing home bed capacity must remain stable to accommodate the need for advanced care among the oldest and frailest.

National data indicates that on average, 35 percent of people aged 65+ will enter a nursing home for varying lengths of stay. In addition, New Jersey's elderly population is projected to increase by 27.2 percent between 2010 and 2020, and by an additional 27.1 percent between 2020 and 2030, yielding approximately 1.9 million elderly residents by 2030.

The need for Pine Brook Care Center's services will continue to increase as the Baby-Boom generation ages.



Note: Figures may not add due to rounding.

PITMAN MANOR

Ownership: Nonprofit

BPCI Model Participation: Model 3

Annual Contributions to Local and State Economy

Total Expenditures: \$12,969,300

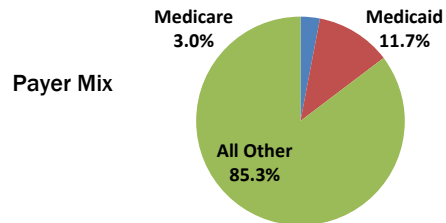
- 160 full-time equivalent jobs (salaried and contract), including key areas such as

Therapists	0	Dietary & Housekeeping	41
Nurses: 53 total, including		Contract Labor: 0 total, including	
■ Registered Nurses (RNs)	12	■ Nursing	0
■ Licensed Practical Nurses (LPNs)	7	■ Therapists	0
■ Certified Nursing Assistants (CNAs)	34	■ Other	0
Administrative	10	Plant Operations and Maintenance	3

- New Jersey nursing homes are subject to a quarterly assessment of \$11.92 per non-Medicare day. Annually, this tax totals \$955,471 for Pitman Manor.
- Total Employee Payroll: \$6,332,633
- Estimated State Income Taxes Paid by Employees: \$349,878

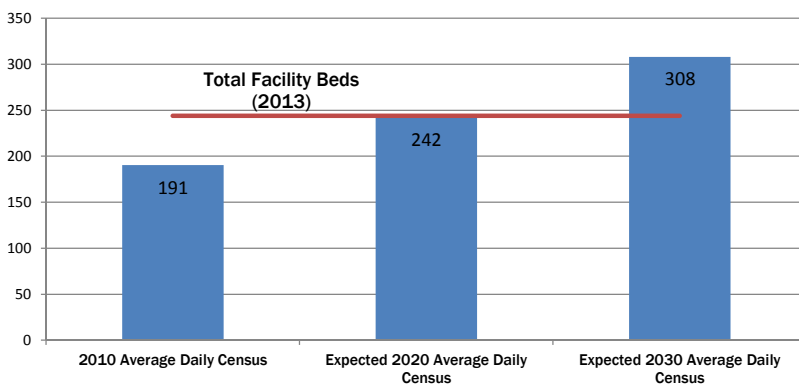
Statistical Profile

■ Medicare Ratings (from 1 to 5 stars)		Avg. Daily Census	Medicare 6.8	Medicaid 26.4	All Other 193.2	Total 226.4
Medicare Overall Rating	★★★	Avg. Length of Stay	33.5	1,206.8	35,251.5	983.7
Medicare Quality Measure Rating	★★★★	Occupancy Rate	2.8%	10.8%	79.2%	92.8%
% Medicare Days in Ultra/Very High RUGs	79.0%					
Routine Cost per Day	\$64.17					
Total Beds	244					



- More than half of New Jersey's nursing home residents receive financial assistance from Medicaid, the health care program for low-income individuals that is funded by the federal and state governments. Medicaid pays nursing homes significantly less than the cost of care. An American Health Care Association study indicates New Jersey Medicaid pays nursing homes 18 percent less than cost, resulting in an estimated \$500 million shortfall statewide between the Medicaid rate and the actual cost of care in 2013.

Community Need



New Jersey is striving to reduce institutional long term care use under Medicaid. However, the demographic trend for New Jersey indicates that nursing home bed capacity must remain stable to accommodate the need for advanced care among the oldest and frailest.

National data indicates that on average, 35 percent of people aged 65+ will enter a nursing home for varying lengths of stay. In addition, New Jersey's elderly population is projected to increase by 27.2 percent between 2010 and 2020, and by an additional 27.1 percent between 2020 and 2030, yielding approximately 1.9 million elderly residents by 2030.

The need for Pitman Manor's services will continue to increase as the Baby-Boom generation ages.



Note: Figures may not add due to rounding.

PLAZA HEALTHCARE & REHABILITATION CENTER

Ownership: For-profit

BPCI Model Participation: None

Annual Contributions to Local and State Economy

Total Expenditures: \$9,682,200

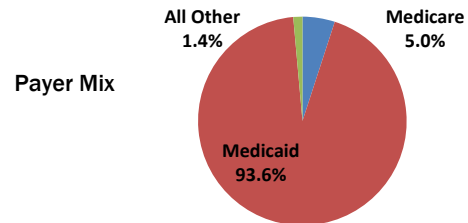
- 111 full-time equivalent jobs (salaried and contract), including key areas such as

Therapists	0	Dietary & Housekeeping	23
Nurses: 67 total, including		Contract Labor: 3 total, including	
■ Registered Nurses (RNs)	6	■ Nursing	0
■ Licensed Practical Nurses (LPNs)	16	■ Therapists	3
■ Certified Nursing Assistants (CNAs)	45	■ Other	0
Administrative	6	Plant Operations and Maintenance	1

- New Jersey nursing homes are subject to a quarterly assessment of \$11.92 per non-Medicare day. Annually, this tax totals \$499,233 for Plaza Healthcare & Rehabilitation Center.
- Total Employee Payroll: \$3,848,804
- Estimated State Income Taxes Paid by Employees: \$212,646

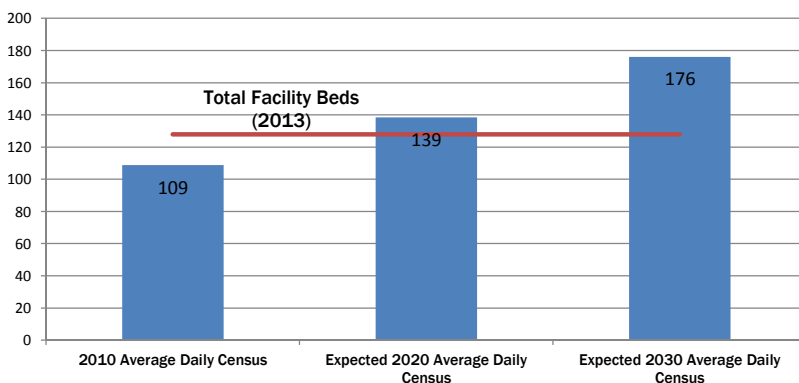
Statistical Profile

■ Medicare Ratings (from 1 to 5 stars)		Avg. Daily Census	Medicare 6.0	Medicaid 113.0	All Other 1.7	Total 120.8
Medicare Overall Rating	★★	Avg. Length of Stay	48.0	208.3	11.9	148.4
Medicare Quality Measure Rating	★★★★★	Occupancy Rate	4.7%	88.3%	1.4%	94.4%
% Medicare Days in Ultra/Very High RUGs	63.4%					
Routine Cost per Day	\$195.31					
Total Beds	128					



- More than half of New Jersey's nursing home residents receive financial assistance from Medicaid, the health care program for low-income individuals that is funded by the federal and state governments. Medicaid pays nursing homes significantly lower than the cost of care. An American Health Care Association study indicates New Jersey Medicaid pays nursing homes 18 percent less than cost, resulting in an estimated \$500 million shortfall statewide between the Medicaid rate and the actual cost of care in 2013.

Community Need



New Jersey is striving to reduce institutional long term care use under Medicaid. However, the demographic trend for New Jersey indicates that nursing home bed capacity must remain stable to accommodate the need for advanced care among the oldest and frailest.

National data indicates that on average, 35 percent of people aged 65+ will enter a nursing home for varying lengths of stay. In addition, New Jersey's elderly population is projected to increase by 27.2 percent between 2010 and 2020, and by an additional 27.1 percent between 2020 and 2030, yielding approximately 1.9 million elderly residents by 2030.

The need for Plaza Healthcare & Rehabilitation Center's services will continue to increase as the Baby-Boom generation ages.



Note: Figures may not add due to rounding.

POWERBACK REHABILITATION, ROUTE 73

Ownership: For-profit

BPCI Model Participation: None

Annual Contributions to Local and State Economy

Total Expenditures: \$17,335,900

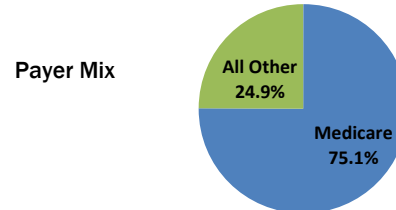
- 152 full-time equivalent jobs (salaried and contract), including key areas such as

Therapists	0	Dietary & Housekeeping	27
Nurses: 79 total, including		Contract Labor: 23 total, including	
■ Registered Nurses (RNs)	48	■ Nursing	0
■ Licensed Practical Nurses (LPNs)	3	■ Therapists	23
■ Certified Nursing Assistants (CNAs)	28	■ Other	0
Administrative	10	Plant Operations and Maintenance	2

- New Jersey nursing homes are subject to a quarterly assessment of \$11.92 per non-Medicare day. Annually, this tax totals \$65,095 for Powerback Rehabilitation, Route 73.
- Total Employee Payroll: \$5,984,213
- Estimated State Income Taxes Paid by Employees: \$330,628

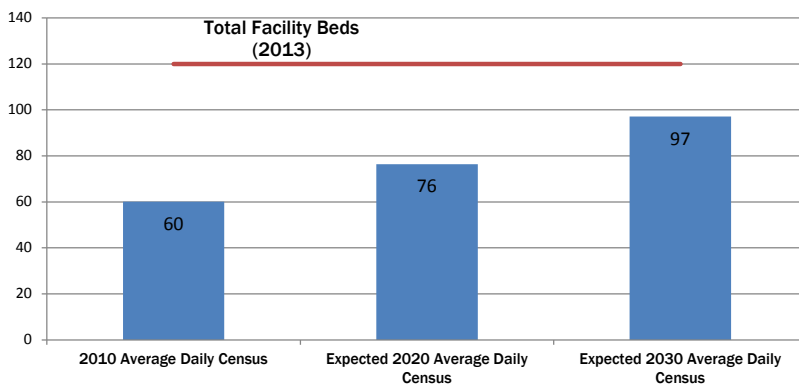
Statistical Profile

■ Medicare Ratings (from 1 to 5 stars)		Avg. Daily Census	Medicare 45.1	Medicaid 0.0	All Other 15.0	Total 60.0
Medicare Overall Rating	★★★★	Avg. Length of Stay	24.8	0.0	17.2	22.4
Medicare Quality Measure Rating	★★	Occupancy Rate	37.6%	0.0%	12.5%	50.0%
% Medicare Days in Ultra/Very High RUGs	94.4%					
Routine Cost per Day	\$594.72					
Total Beds	120					



- More than half of New Jersey's nursing home residents receive financial assistance from Medicaid, the health care program for low-income individuals that is funded by the federal and state governments. Medicaid pays nursing homes significantly lower than the cost of care. An American Health Care Association study indicates New Jersey Medicaid pays nursing homes 18 percent less than cost, resulting in an estimated \$500 million shortfall statewide between the Medicaid rate and the actual cost of care in 2013.

Community Need



New Jersey is striving to reduce institutional long term care use under Medicaid. However, the demographic trend for New Jersey indicates that nursing home bed capacity must remain stable to accommodate the need for advanced care among the oldest and frailest.

National data indicates that on average, 35 percent of people aged 65+ will enter a nursing home for varying lengths of stay. In addition, New Jersey's elderly population is projected to increase by 27.2 percent between 2010 and 2020, and by an additional 27.1 percent between 2020 and 2030, yielding approximately 1.9 million elderly residents by 2030.

The need for Powerback Rehabilitation, Route 73's services will continue to increase as the Baby-Boom generation ages.

Note: Figures may not add due to rounding.

PREAKNESS HEALTHCARE CENTER

Ownership: Governmental

BPCI Model Participation: None

Annual Contributions to Local and State Economy

Total Expenditures: \$68,695,900

- 567 full-time equivalent jobs (salaried and contract), including key areas such as

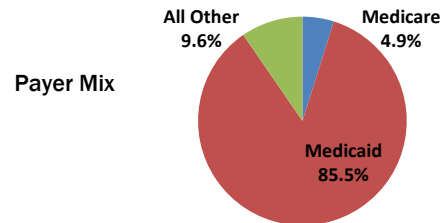
Therapists	0	Dietary & Housekeeping	121
Nurses: 420 total, including		Contract Labor: 0 total, including	
■ Registered Nurses (RNs)	140	■ Nursing	0
■ Licensed Practical Nurses (LPNs)	35	■ Therapists	0
■ Certified Nursing Assistants (CNAs)	245	■ Other	0
Administrative	18	Plant Operations and Maintenance	40

- New Jersey nursing homes are subject to a quarterly assessment of \$11.92 per non-Medicare day. Annually, this tax totals \$1,540,970 for Preakness Healthcare Center.
- Total Employee Payroll: \$30,644,451
- Estimated State Income Taxes Paid by Employees: \$1,693,106

Statistical Profile

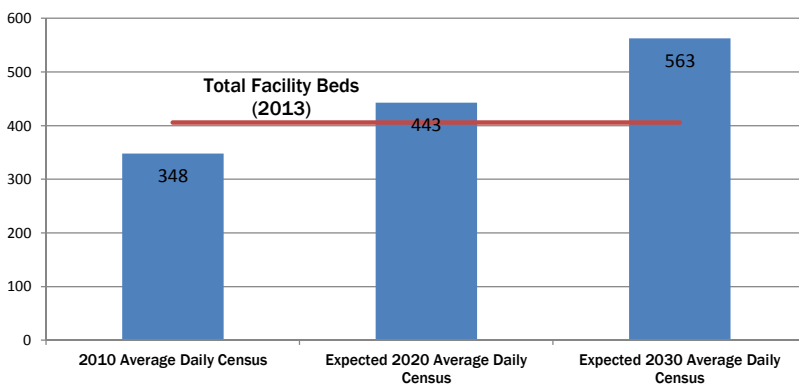
■ Medicare Ratings (from 1 to 5 stars)		Avg. Daily Census	Medicare 18.2	Medicaid 318.5	All Other 35.6	Total 372.4
Medicare Overall Rating	★★	Avg. Length of Stay	48.5	239.7	185.8	196.4
Medicare Quality Measure Rating	★★	Occupancy Rate	4.5%	78.5%	8.8%	91.7%

% Medicare Days in Ultra/Very High RUGs	26.6%
Routine Cost per Day	\$484.32
Total Beds	406
<i>Inclusive of 11 Ventilator & 24 Behavior Mgmt SCNF beds</i>	



- More than half of New Jersey's nursing home residents receive financial assistance from Medicaid, the health care program for low-income individuals that is funded by the federal and state governments. Medicaid pays nursing homes significantly lower than the cost of care. An American Health Care Association study indicates New Jersey Medicaid pays nursing homes 18 percent less than cost, resulting in an estimated \$500 million shortfall statewide between the Medicaid rate and the actual cost of care in 2013.

Community Need



New Jersey is striving to reduce institutional long term care use under Medicaid. However, the demographic trend for New Jersey indicates that nursing home bed capacity must remain stable to accommodate the need for advanced care among the oldest and frailest.

National data indicates that on average, 35 percent of people aged 65+ will enter a nursing home for varying lengths of stay. In addition, New Jersey's elderly population is projected to increase by 27.2 percent between 2010 and 2020, and by an additional 27.1 percent between 2020 and 2030, yielding approximately 1.9 million elderly residents by 2030.

The need for Preakness Healthcare Center's services will continue to increase as the Baby-Boom generation ages.



Note: Figures may not add due to rounding.

PREFERRED CARE AT MERCER

Ownership: For-profit

BPCI Model Participation: Model 3

Annual Contributions to Local and State Economy

Total Expenditures: \$12,598,900

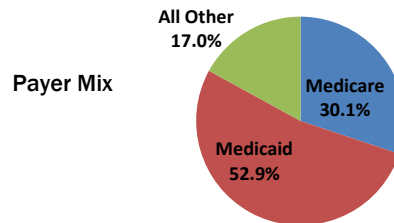
- 132 full-time equivalent jobs (salaried and contract), including key areas such as

Therapists	7	Dietary & Housekeeping	25
Nurses: 67 total, including		Contract Labor: 6 total, including	
■ Registered Nurses (RNs)	15	■ Nursing	0
■ Licensed Practical Nurses (LPNs)	14	■ Therapists	6
■ Certified Nursing Assistants (CNAs)	37	■ Other	0
Administrative	12	Plant Operations and Maintenance	1

- New Jersey nursing homes are subject to a quarterly assessment of \$11.92 per non-Medicare day. Annually, this tax totals \$276,437 for Preferred Care At Mercer.
- Total Employee Payroll: \$5,437,123
- Estimated State Income Taxes Paid by Employees: \$300,401

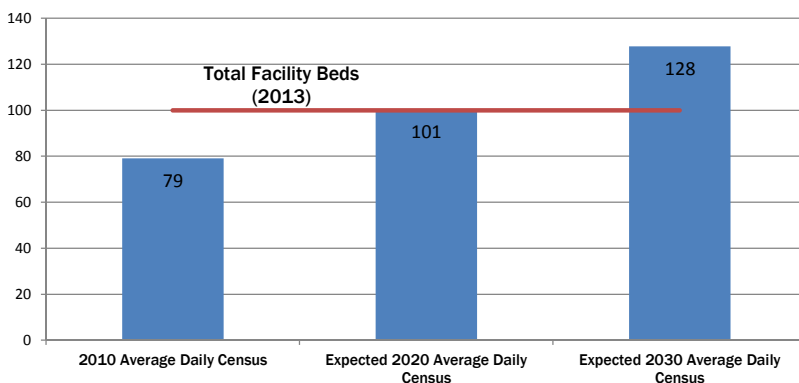
Statistical Profile

■ Medicare Ratings (from 1 to 5 stars)		Avg. Daily Census	Medicare 27.4	Medicaid 48.1	All Other 15.5	Total 90.9
Medicare Overall Rating	★★★★	Avg. Length of Stay	40.3	428.1	37.9	75.8
Medicare Quality Measure Rating	★★★★★	Occupancy Rate	27.4%	48.1%	15.5%	90.9%
% Medicare Days in Ultra/Very High RUGs	72.2%					
Routine Cost per Day	\$256.33					
Total Beds	100					



- More than half of New Jersey's nursing home residents receive financial assistance from Medicaid, the health care program for low-income individuals that is funded by the federal and state governments. Medicaid pays nursing homes significantly less than the cost of care. An American Health Care Association study indicates New Jersey Medicaid pays nursing homes 18 percent less than cost, resulting in an estimated \$500 million shortfall statewide between the Medicaid rate and the actual cost of care in 2013.

Community Need



New Jersey is striving to reduce institutional long term care use under Medicaid. However, the demographic trend for New Jersey indicates that nursing home bed capacity must remain stable to accommodate the need for advanced care among the oldest and frailest.

National data indicates that on average, 35 percent of people aged 65+ will enter a nursing home for varying lengths of stay. In addition, New Jersey's elderly population is projected to increase by 27.2 percent between 2010 and 2020, and by an additional 27.1 percent between 2020 and 2030, yielding approximately 1.9 million elderly residents by 2030.

The need for Preferred Care At Mercer's services will continue to increase as the Baby-Boom generation ages.



Note: Figures may not add due to rounding.

PRESBYTERIAN HOME - MEADOW LAKES

Ownership: Nonprofit

BPCI Model Participation: None

Annual Contributions to Local and State Economy

Total Expenditures: \$28,932,400

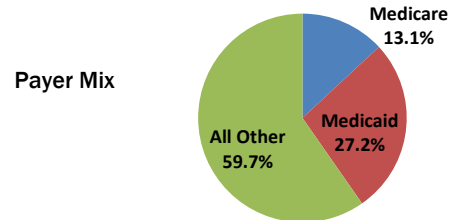
- 236 full-time equivalent jobs (salaried and contract), including key areas such as

Therapists	0	Dietary & Housekeeping	72
Nurses: 39 total, including		Contract Labor: 6 total, including	
■ Registered Nurses (RNs)	4	■ Nursing	0
■ Licensed Practical Nurses (LPNs)	11	■ Therapists	5
■ Certified Nursing Assistants (CNAs)	24	■ Other	0
Administrative	5	Plant Operations and Maintenance	24

- New Jersey nursing homes are subject to a quarterly assessment of \$11.92 per non-Medicare day. Annually, this tax totals \$205,632 for Presbyterian Home - Meadow Lakes.
- Total Employee Payroll: \$9,365,203
- Estimated State Income Taxes Paid by Employees: \$517,427

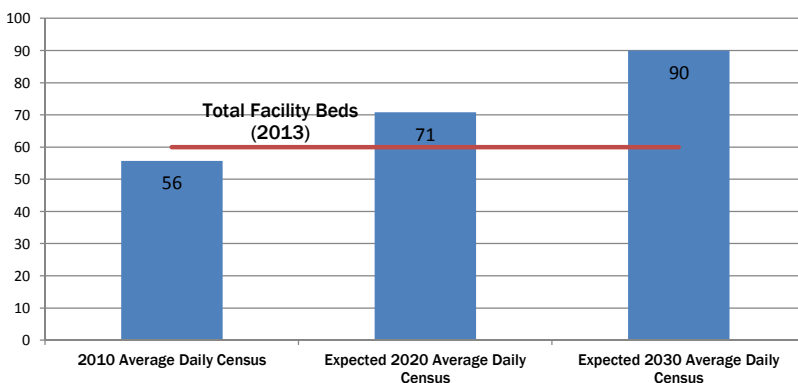
Statistical Profile

■ Medicare Ratings (from 1 to 5 stars)		Avg. Daily Census	Medicare 7.1	Medicaid 14.8	All Other 32.5	Total 54.4
Medicare Overall Rating	★★★★★	Avg. Length of Stay	41.3	5,399.0	320.3	196.5
Medicare Quality Measure Rating	★★★★★	Occupancy Rate	11.9%	24.7%	54.1%	90.6%
% Medicare Days in Ultra/Very High RUGs	83.8%					
Routine Cost per Day	\$297.01					
Total Beds	60					



- More than half of New Jersey's nursing home residents receive financial assistance from Medicaid, the health care program for low-income individuals that is funded by the federal and state governments. Medicaid pays nursing homes significantly lower than the cost of care. An American Health Care Association study indicates New Jersey Medicaid pays nursing homes 18 percent less than cost, resulting in an estimated \$500 million shortfall statewide between the Medicaid rate and the actual cost of care in 2013.

Community Need



New Jersey is striving to reduce institutional long term care use under Medicaid. However, the demographic trend for New Jersey indicates that nursing home bed capacity must remain stable to accommodate the need for advanced care among the oldest and frailest.

National data indicates that on average, 35 percent of people aged 65+ will enter a nursing home for varying lengths of stay. In addition, New Jersey's elderly population is projected to increase by 27.2 percent between 2010 and 2020, and by an additional 27.1 percent between 2020 and 2030, yielding approximately 1.9 million elderly residents by 2030.

The need for Presbyterian Home - Meadow Lakes's services will continue to increase as the Baby-Boom generation ages.



Note: Figures may not add due to rounding.

PRINCETON CARE CENTER

Ownership: For-profit

BPCI Model Participation: None

Annual Contributions to Local and State Economy

Total Expenditures: \$11,075,700

- 122 full-time equivalent jobs (salaried and contract), including key areas such as

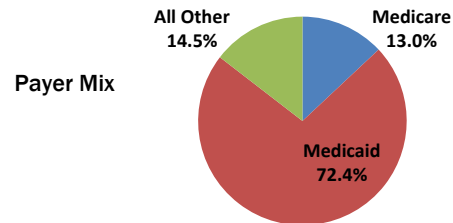
Therapists	0	Dietary & Housekeeping	23
Nurses: 70 total, including		Contract Labor: 7 total, including	
■ Registered Nurses (RNs)	9	■ Nursing	0
■ Licensed Practical Nurses (LPNs)	18	■ Therapists	7
■ Certified Nursing Assistants (CNAs)	42	■ Other	0
Administrative	6	Plant Operations and Maintenance	4

- New Jersey nursing homes are subject to a quarterly assessment of \$11.92 per non-Medicare day. Annually, this tax totals \$410,358 for Princeton Care Center.
- Total Employee Payroll: \$4,457,030
- Estimated State Income Taxes Paid by Employees: \$246,251

Statistical Profile

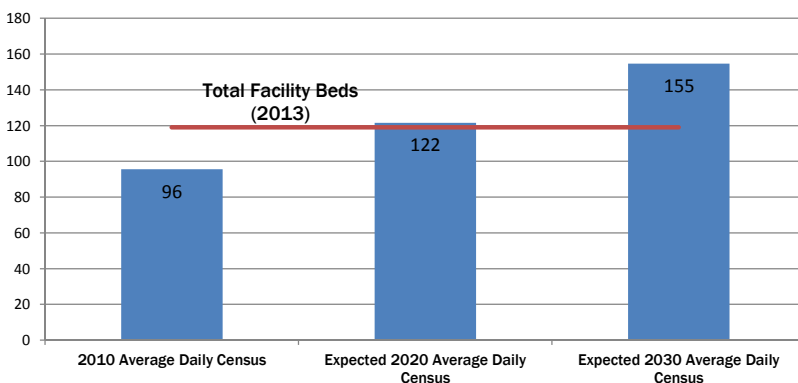
■ Medicare Ratings (from 1 to 5 stars)		Avg. Daily Census	Medicare 14.1	Medicaid 78.5	All Other 15.8	Total 108.4
Medicare Overall Rating	★★★★★	Avg. Length of Stay	45.6	267.9	104.7	143.9
Medicare Quality Measure Rating	★★★★★	Occupancy Rate	11.9%	66.0%	13.3%	91.1%

% Medicare Days in Ultra/Very High RUGs	75.1%
Routine Cost per Day	\$245.22
Total Beds	119



- More than half of New Jersey's nursing home residents receive financial assistance from Medicaid, the health care program for low-income individuals that is funded by the federal and state governments. Medicaid pays nursing homes significantly lower than the cost of care. An American Health Care Association study indicates New Jersey Medicaid pays nursing homes 18 percent less than cost, resulting in an estimated \$500 million shortfall statewide between the Medicaid rate and the actual cost of care in 2013.

Community Need



New Jersey is striving to reduce institutional long term care use under Medicaid. However, the demographic trend for New Jersey indicates that nursing home bed capacity must remain stable to accommodate the need for advanced care among the oldest and frailest.

National data indicates that on average, 35 percent of people aged 65+ will enter a nursing home for varying lengths of stay. In addition, New Jersey's elderly population is projected to increase by 27.2 percent between 2010 and 2020, and by an additional 27.1 percent between 2020 and 2030, yielding approximately 1.9 million elderly residents by 2030.

The need for Princeton Care Center's services will continue to increase as the Baby-Boom generation ages.



Note: Figures may not add due to rounding.

PROSPECT HEIGHTS CC

Ownership: For-profit

BPCI Model Participation: Model 3

Annual Contributions to Local and State Economy

Total Expenditures: \$20,531,800

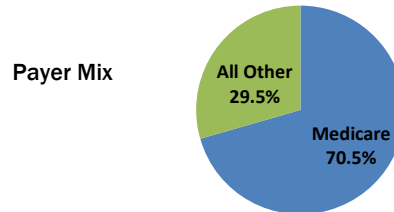
- 196 full-time equivalent jobs (salaried and contract), including key areas such as

Therapists	39	Dietary & Housekeeping	34
Nurses: 90 total, including		Contract Labor: 0 total, including	
■ Registered Nurses (RNs)	29	■ Nursing	0
■ Licensed Practical Nurses (LPNs)	18	■ Therapists	0
■ Certified Nursing Assistants (CNAs)	43	■ Other	0
Administrative	16	Plant Operations and Maintenance	6

- New Jersey nursing homes are subject to a quarterly assessment of \$11.92 per non-Medicare day. Annually, this tax totals \$124,314 for Prospect Heights CC.
- Total Employee Payroll: \$9,639,583
- Estimated State Income Taxes Paid by Employees: \$532,587

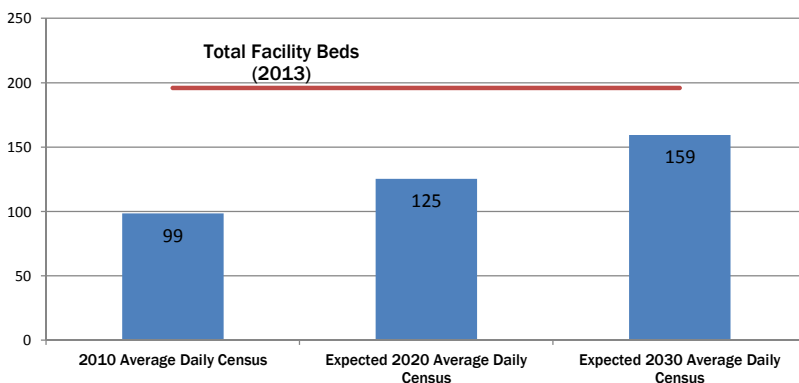
Statistical Profile

■ Medicare Ratings (from 1 to 5 stars)		Avg. Daily Census	Medicare 68.4	Medicaid 0.0	All Other 28.6	Total 97.0
Medicare Overall Rating	★★★	Avg. Length of Stay	31.7	0.0	651.8	44.1
Medicare Quality Measure Rating	★★★★	Occupancy Rate	34.9%	0.0%	14.6%	49.5%
% Medicare Days in Ultra/Very High RUGs	95.1%					
Routine Cost per Day	\$374.27					
Total Beds	196					



- More than half of New Jersey's nursing home residents receive financial assistance from Medicaid, the health care program for low-income individuals that is funded by the federal and state governments. Medicaid pays nursing homes significantly less than the cost of care. An American Health Care Association study indicates New Jersey Medicaid pays nursing homes 18 percent less than cost, resulting in an estimated \$500 million shortfall statewide between the Medicaid rate and the actual cost of care in 2013.

Community Need



New Jersey is striving to reduce institutional long term care use under Medicaid. However, the demographic trend for New Jersey indicates that nursing home bed capacity must remain stable to accommodate the need for advanced care among the oldest and frailest.

National data indicates that on average, 35 percent of people aged 65+ will enter a nursing home for varying lengths of stay. In addition, New Jersey's elderly population is projected to increase by 27.2 percent between 2010 and 2020, and by an additional 27.1 percent between 2020 and 2030, yielding approximately 1.9 million elderly residents by 2030.

The need for Prospect Heights CC's services will continue to increase as the Baby-Boom generation ages.



Note: Figures may not add due to rounding.

PROVIDENCE NURSING AND REHABILITATION CENTER

Ownership: For-profit

BPCI Model Participation: None

Annual Contributions to Local and State Economy

Total Expenditures: \$7,106,100

- 67 full-time equivalent jobs (salaried and contract), including key areas such as

Therapists	0	Dietary & Housekeeping	12
Nurses: 0 total, including		Contract Labor: 52 total, including	
■ Registered Nurses (RNs)	0	■ Nursing	52
■ Licensed Practical Nurses (LPNs)	0	■ Therapists	0
■ Certified Nursing Assistants (CNAs)	0	■ Other	0
Administrative	0	Plant Operations and Maintenance	4

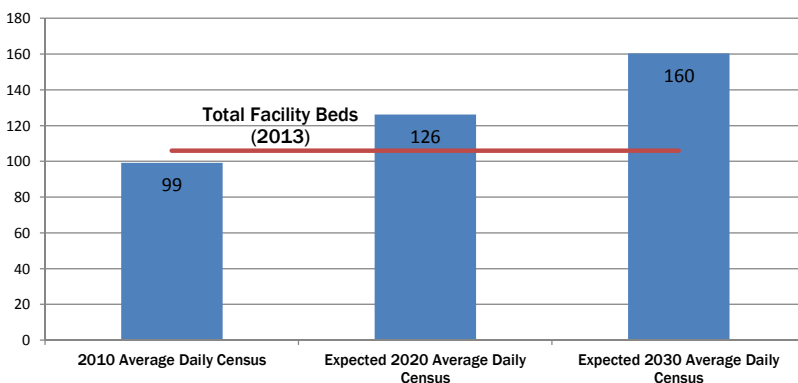
- New Jersey nursing homes are subject to a quarterly assessment of \$11.92 per non-Medicare day. Annually, this tax totals \$410,561 for Providence Nursing and Rehabilitation Center.
- Total Employee Payroll: \$294,112
- Estimated State Income Taxes Paid by Employees: \$16,250

Statistical Profile

■ Medicare Ratings (from 1 to 5 stars)		Avg. Daily Census	Medicare 6.8	Medicaid 87.4	All Other 7.0	Total 101.2
Medicare Overall Rating	★	Avg. Length of Stay	40.0	325.5	106.0	200.7
Medicare Quality Measure Rating	★★★	Occupancy Rate	6.4%	82.5%	6.6%	95.4%
% Medicare Days in Ultra/Very High RUGs	68.5%					
Routine Cost per Day	\$174.39					
Total Beds	106					

- More than half of New Jersey's nursing home residents receive financial assistance from Medicaid, the health care program for low-income individuals that is funded by the federal and state governments. Medicaid pays nursing homes significantly lower than the cost of care. An American Health Care Association study indicates New Jersey Medicaid pays nursing homes 18 percent less than cost, resulting in an estimated \$500 million shortfall statewide between the Medicaid rate and the actual cost of care in 2013.

Community Need



New Jersey is striving to reduce institutional long term care use under Medicaid. However, the demographic trend for New Jersey indicates that nursing home bed capacity must remain stable to accommodate the need for advanced care among the oldest and frailest.

National data indicates that on average, 35 percent of people aged 65+ will enter a nursing home for varying lengths of stay. In addition, New Jersey's elderly population is projected to increase by 27.2 percent between 2010 and 2020, and by an additional 27.1 percent between 2020 and 2030, yielding approximately 1.9 million elderly residents by 2030.

The need for Providence Nursing and Rehabilitation Center's services will continue to increase as the Baby-Boom generation ages.



Note: Figures may not add due to rounding.

REFORMED CHURCH HOME

Ownership: Nonprofit

BPCI Model Participation: None

Annual Contributions to Local and State Economy

Total Expenditures: \$14,920,500

- 187 full-time equivalent jobs (salaried and contract), including key areas such as

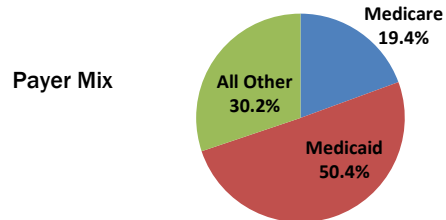
Therapists	0	Dietary & Housekeeping	38
Nurses: 78 total, including		Contract Labor: 8 total, including	
■ Registered Nurses (RNs)	11	■ Nursing	0
■ Licensed Practical Nurses (LPNs)	18	■ Therapists	8
■ Certified Nursing Assistants (CNAs)	49	■ Other	0
Administrative	14	Plant Operations and Maintenance	6

- New Jersey nursing homes are subject to a quarterly assessment of \$11.92 per non-Medicare day. Annually, this tax totals \$348,434 for Reformed Church Home.
- Total Employee Payroll: \$7,624,194
- Estimated State Income Taxes Paid by Employees: \$421,237

Statistical Profile

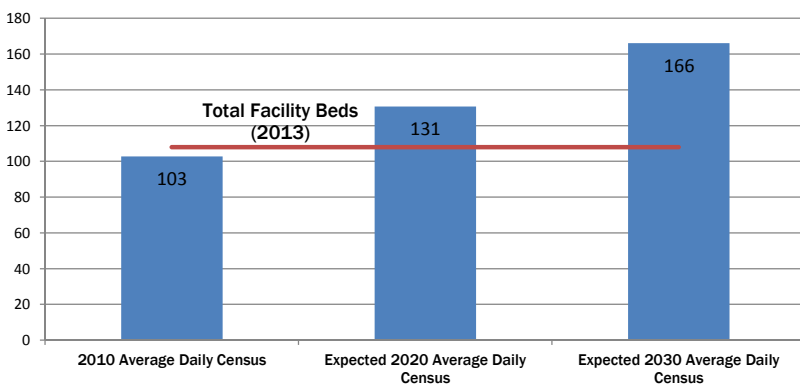
■ Medicare Ratings (from 1 to 5 stars)		Avg. Daily Census	Medicare 19.3	Medicaid 50.1	All Other 30.0	Total 99.4
Medicare Overall Rating	★★★★★	Avg. Length of Stay	48.9	914.5	188.7	163.4
Medicare Quality Measure Rating	★★★★★	Occupancy Rate	17.9%	46.4%	27.8%	92.0%

% Medicare Days in Ultra/Very High RUGs	85.2%
Routine Cost per Day	\$284.31
Total Beds	108



- More than half of New Jersey's nursing home residents receive financial assistance from Medicaid, the health care program for low-income individuals that is funded by the federal and state governments. Medicaid pays nursing homes significantly lower than the cost of care. An American Health Care Association study indicates New Jersey Medicaid pays nursing homes 18 percent less than cost, resulting in an estimated \$500 million shortfall statewide between the Medicaid rate and the actual cost of care in 2013.

Community Need



New Jersey is striving to reduce institutional long term care use under Medicaid. However, the demographic trend for New Jersey indicates that nursing home bed capacity must remain stable to accommodate the need for advanced care among the oldest and frailest.

National data indicates that on average, 35 percent of people aged 65+ will enter a nursing home for varying lengths of stay. In addition, New Jersey's elderly population is projected to increase by 27.2 percent between 2010 and 2020, and by an additional 27.1 percent between 2020 and 2030, yielding approximately 1.9 million elderly residents by 2030.

The need for Reformed Church Home's services will continue to increase as the Baby-Boom generation ages.



Note: Figures may not add due to rounding.

REGENCY GARDENS NURSING CENTER

Ownership: For-profit

BPCI Model Participation: None

Annual Contributions to Local and State Economy

Total Expenditures: \$10,223,100

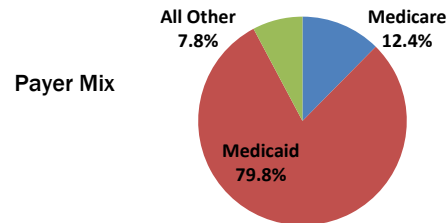
- 112 full-time equivalent jobs (salaried and contract), including key areas such as

Therapists	0	Dietary & Housekeeping	25
Nurses: 54 total, including		Contract Labor: 10 total, including	
■ Registered Nurses (RNs)	10	■ Nursing	10
■ Licensed Practical Nurses (LPNs)	9	■ Therapists	0
■ Certified Nursing Assistants (CNAs)	34	■ Other	0
Administrative	10	Plant Operations and Maintenance	2

- New Jersey nursing homes are subject to a quarterly assessment of \$11.92 per non-Medicare day. Annually, this tax totals \$436,999 for Regency Gardens Nursing Center.
- Total Employee Payroll: \$3,651,659
- Estimated State Income Taxes Paid by Employees: \$201,754

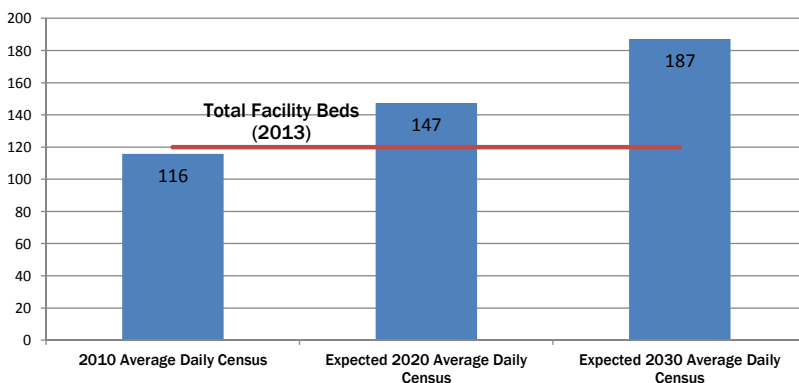
Statistical Profile

■ Medicare Ratings (from 1 to 5 stars)		Avg. Daily Census	Medicare 14.2	Medicaid 91.5	All Other 8.9	Total 114.7
Medicare Overall Rating	★★★★	Avg. Length of Stay	61.1	1,452.4	29.1	190.2
Medicare Quality Measure Rating	★★★	Occupancy Rate	11.9%	76.3%	7.4%	95.6%
% Medicare Days in Ultra/Very High RUGs	90.0%					
Routine Cost per Day	\$202.15					
Total Beds	120					



- More than half of New Jersey's nursing home residents receive financial assistance from Medicaid, the health care program for low-income individuals that is funded by the federal and state governments. Medicaid pays nursing homes significantly less than the cost of care. An American Health Care Association study indicates New Jersey Medicaid pays nursing homes 18 percent less than cost, resulting in an estimated \$500 million shortfall statewide between the Medicaid rate and the actual cost of care in 2013.

Community Need



New Jersey is striving to reduce institutional long term care use under Medicaid. However, the demographic trend for New Jersey indicates that nursing home bed capacity must remain stable to accommodate the need for advanced care among the oldest and frailest.

National data indicates that on average, 35 percent of people aged 65+ will enter a nursing home for varying lengths of stay. In addition, New Jersey's elderly population is projected to increase by 27.2 percent between 2010 and 2020, and by an additional 27.1 percent between 2020 and 2030, yielding approximately 1.9 million elderly residents by 2030.

The need for Regency Gardens Nursing Center's services will continue to increase as the Baby-Boom generation ages.



Note: Figures may not add due to rounding.

REGENCY GRANDE NURSING & REHAB CENTER

Ownership: For-profit

BPCI Model Participation: None

Annual Contributions to Local and State Economy

Total Expenditures: \$11,403,200

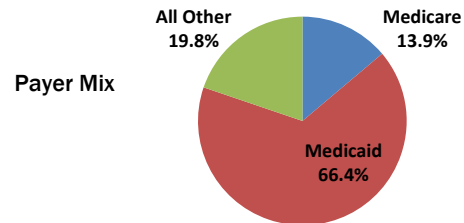
- 171 full-time equivalent jobs (salaried and contract), including key areas such as

Therapists	0	Dietary & Housekeeping	35
Nurses: 93 total, including		Contract Labor: 11 total, including	
■ Registered Nurses (RNs)	22	■ Nursing	11
■ Licensed Practical Nurses (LPNs)	11	■ Therapists	0
■ Certified Nursing Assistants (CNAs)	60	■ Other	0
Administrative	8	Plant Operations and Maintenance	4

- New Jersey nursing homes are subject to a quarterly assessment of \$11.92 per non-Medicare day. Annually, this tax totals \$565,020 for Regency Grande Nursing & Rehab Center.
- Total Employee Payroll: \$4,957,956
- Estimated State Income Taxes Paid by Employees: \$273,927

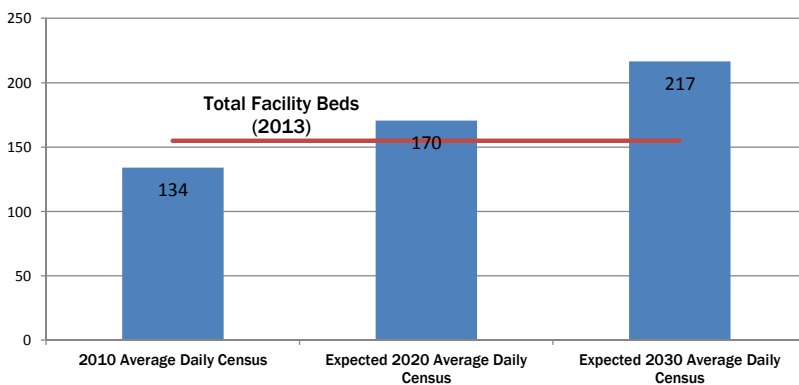
Statistical Profile

■ Medicare Ratings (from 1 to 5 stars)		Avg. Daily Census	Medicare 20.9	Medicaid 100.1	All Other 29.8	Total 150.8
Medicare Overall Rating	★★★★	Avg. Length of Stay	33.1	1,352.8	58.8	124.2
Medicare Quality Measure Rating	★★★★	Occupancy Rate	13.5%	64.6%	19.2%	97.3%
% Medicare Days in Ultra/Very High RUGs	88.4%					
Routine Cost per Day	\$178.53					
Total Beds	155					



- More than half of New Jersey's nursing home residents receive financial assistance from Medicaid, the health care program for low-income individuals that is funded by the federal and state governments. Medicaid pays nursing homes significantly less than the cost of care. An American Health Care Association study indicates New Jersey Medicaid pays nursing homes 18 percent less than cost, resulting in an estimated \$500 million shortfall statewide between the Medicaid rate and the actual cost of care in 2013.

Community Need



New Jersey is striving to reduce institutional long term care use under Medicaid. However, the demographic trend for New Jersey indicates that nursing home bed capacity must remain stable to accommodate the need for advanced care among the oldest and frailest.

National data indicates that on average, 35 percent of people aged 65+ will enter a nursing home for varying lengths of stay. In addition, New Jersey's elderly population is projected to increase by 27.2 percent between 2010 and 2020, and by an additional 27.1 percent between 2020 and 2030, yielding approximately 1.9 million elderly residents by 2030.

The need for Regency Grande Nursing & Rehab Center's services will continue to increase as the Baby-Boom generation ages.



Note: Figures may not add due to rounding.

REGENCY HERITAGE NURSING AND REHABILITATION CENTER

Ownership: For-profit

BPCI Model Participation: None

Annual Contributions to Local and State Economy

Total Expenditures: \$21,291,900

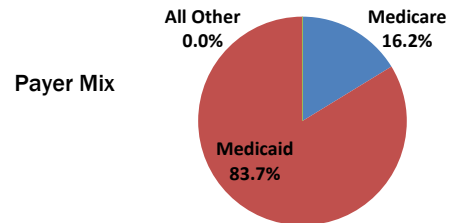
- 250 full-time equivalent jobs (salaried and contract), including key areas such as

Therapists	0	Dietary & Housekeeping	50
Nurses: 125 total, including		Contract Labor: 27 total, including	
■ Registered Nurses (RNs)	24	■ Nursing	27
■ Licensed Practical Nurses (LPNs)	28	■ Therapists	0
■ Certified Nursing Assistants (CNAs)	74	■ Other	0
Administrative	11	Plant Operations and Maintenance	5

- New Jersey nursing homes are subject to a quarterly assessment of \$11.92 per non-Medicare day. Annually, this tax totals \$883,129 for Regency Heritage Nursing and Rehabilitation Center.
- Total Employee Payroll: \$7,862,732
- Estimated State Income Taxes Paid by Employees: \$434,416

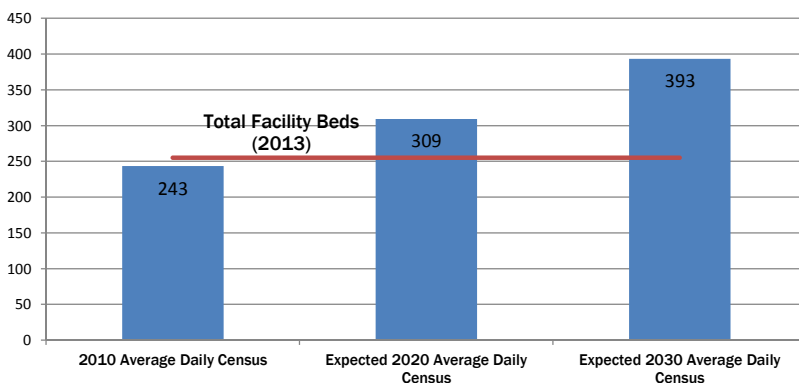
Statistical Profile

■ Medicare Ratings (from 1 to 5 stars)		Avg. Daily Census	Medicare 39.4	Medicaid 202.9	All Other 0.0	Total 242.4
Medicare Overall Rating	★★★	Avg. Length of Stay	33.0	1,576.1	0.1	146.7
Medicare Quality Measure Rating	★★★	Occupancy Rate	15.4%	79.6%	0.0%	95.0%
% Medicare Days in Ultra/Very High RUGs	87.9%					
Routine Cost per Day	\$204.93					
Total Beds	255					



- More than half of New Jersey's nursing home residents receive financial assistance from Medicaid, the health care program for low-income individuals that is funded by the federal and state governments. Medicaid pays nursing homes significantly lower than the cost of care. An American Health Care Association study indicates New Jersey Medicaid pays nursing homes 18 percent less than cost, resulting in an estimated \$500 million shortfall statewide between the Medicaid rate and the actual cost of care in 2013.

Community Need



New Jersey is striving to reduce institutional long term care use under Medicaid. However, the demographic trend for New Jersey indicates that nursing home bed capacity must remain stable to accommodate the need for advanced care among the oldest and frailest.

National data indicates that on average, 35 percent of people aged 65+ will enter a nursing home for varying lengths of stay. In addition, New Jersey's elderly population is projected to increase by 27.2 percent between 2010 and 2020, and by an additional 27.1 percent between 2020 and 2030, yielding approximately 1.9 million elderly residents by 2030.

The need for Regency Heritage Nursing and Rehabilitation Center's services will continue to increase as the Baby-Boom generation ages.



Note: Figures may not add due to rounding.

REGENCY PARK NURSING CENTER

Ownership: For-profit

BPCI Model Participation: None

Annual Contributions to Local and State Economy

Total Expenditures: \$12,412,800

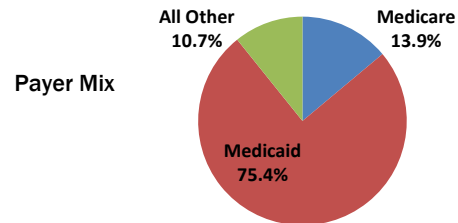
- 146 full-time equivalent jobs (salaried and contract), including key areas such as

Therapists	0	Dietary & Housekeeping	30
Nurses: 81 total, including		Contract Labor: 8 total, including	
■ Registered Nurses (RNs)	17	■ Nursing	8
■ Licensed Practical Nurses (LPNs)	16	■ Therapists	0
■ Certified Nursing Assistants (CNAs)	48	■ Other	0
Administrative	10	Plant Operations and Maintenance	1

- New Jersey nursing homes are subject to a quarterly assessment of \$11.92 per non-Medicare day. Annually, this tax totals \$564,257 for Regency Park Nursing Center.
- Total Employee Payroll: \$5,882,737
- Estimated State Income Taxes Paid by Employees: \$325,021

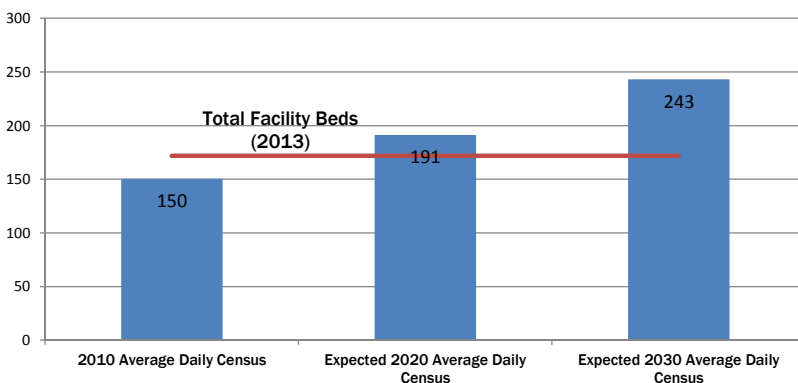
Statistical Profile

■ Medicare Ratings (from 1 to 5 stars)		Avg. Daily Census	Medicare 20.9	Medicaid 113.5	All Other 16.2	Total 150.6
Medicare Overall Rating	★★★★	Avg. Length of Stay	41.7	2,959.1	36.3	152.7
Medicare Quality Measure Rating	★★	Occupancy Rate	12.2%	66.0%	9.4%	87.6%
% Medicare Days in Ultra/Very High RUGs	83.1%					
Routine Cost per Day	\$191.49					
Total Beds	172					



- More than half of New Jersey's nursing home residents receive financial assistance from Medicaid, the health care program for low-income individuals that is funded by the federal and state governments. Medicaid pays nursing homes significantly lower than the cost of care. An American Health Care Association study indicates New Jersey Medicaid pays nursing homes 18 percent less than cost, resulting in an estimated \$500 million shortfall statewide between the Medicaid rate and the actual cost of care in 2013.

Community Need



New Jersey is striving to reduce institutional long term care use under Medicaid. However, the demographic trend for New Jersey indicates that nursing home bed capacity must remain stable to accommodate the need for advanced care among the oldest and frailest.

National data indicates that on average, 35 percent of people aged 65+ will enter a nursing home for varying lengths of stay. In addition, New Jersey's elderly population is projected to increase by 27.2 percent between 2010 and 2020, and by an additional 27.1 percent between 2020 and 2030, yielding approximately 1.9 million elderly residents by 2030.

The need for Regency Park Nursing Center's services will continue to increase as the Baby-Boom generation ages.



Note: Figures may not add due to rounding.

REGENT CARE CENTER

Ownership: For-profit

BPCI Model Participation: None

Annual Contributions to Local and State Economy

Total Expenditures: \$14,462,100

- 168 full-time equivalent jobs (salaried and contract), including key areas such as

Therapists	13	Dietary & Housekeeping	31
Nurses: 95 total, including		Contract Labor: 0 total, including	
■ Registered Nurses (RNs)	25	■ Nursing	0
■ Licensed Practical Nurses (LPNs)	13	■ Therapists	0
■ Certified Nursing Assistants (CNAs)	56	■ Other	0
Administrative	12	Plant Operations and Maintenance	3

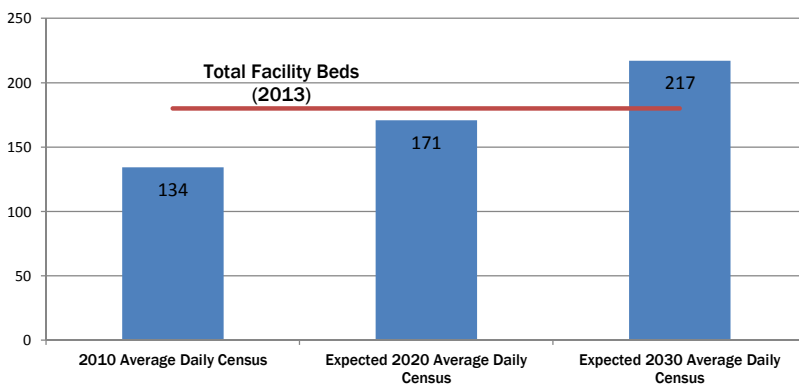
- New Jersey nursing homes are subject to a quarterly assessment of \$11.92 per non-Medicare day. Annually, this tax totals \$453,675 for Regent Care Center.
- Total Employee Payroll: \$7,109,127
- Estimated State Income Taxes Paid by Employees: \$392,779

Statistical Profile

■ Medicare Ratings (from 1 to 5 stars)		Avg. Daily Census	Medicare 21.4	Medicaid 82.7	All Other 21.6	Total 125.7
Medicare Overall Rating	★★★★★	Avg. Length of Stay	40.3	359.3	525.1	156.5
Medicare Quality Measure Rating	★★★★★	Occupancy Rate	11.9%	45.9%	12.0%	69.8%
% Medicare Days in Ultra/Very High RUGs	85.6%					
Routine Cost per Day	\$241.84					
Total Beds	180					

- More than half of New Jersey's nursing home residents receive financial assistance from Medicaid, the health care program for low-income individuals that is funded by the federal and state governments. Medicaid pays nursing homes significantly lower than the cost of care. An American Health Care Association study indicates New Jersey Medicaid pays nursing homes 18 percent less than cost, resulting in an estimated \$500 million shortfall statewide between the Medicaid rate and the actual cost of care in 2013.

Community Need



New Jersey is striving to reduce institutional long term care use under Medicaid. However, the demographic trend for New Jersey indicates that nursing home bed capacity must remain stable to accommodate the need for advanced care among the oldest and frailest.

National data indicates that on average, 35 percent of people aged 65+ will enter a nursing home for varying lengths of stay. In addition, New Jersey's elderly population is projected to increase by 27.2 percent between 2010 and 2020, and by an additional 27.1 percent between 2020 and 2030, yielding approximately 1.9 million elderly residents by 2030.

The need for Regent Care Center's services will continue to increase as the Baby-Boom generation ages.



Note: Figures may not add due to rounding.

REHAB AT RIVER'S EDGE

Ownership: For-profit

BPCI Model Participation: None

Annual Contributions to Local and State Economy

Total Expenditures: \$6,378,500

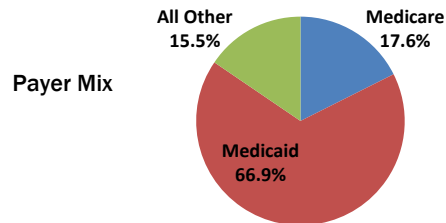
- 66 full-time equivalent jobs (salaried and contract), including key areas such as

Therapists	0	Dietary & Housekeeping	15
Nurses: 39 total, including		Contract Labor: 1 total, including	
■ Registered Nurses (RNs)	7	■ Nursing	1
■ Licensed Practical Nurses (LPNs)	7	■ Therapists	0
■ Certified Nursing Assistants (CNAs)	25	■ Other	0
Administrative	5	Plant Operations and Maintenance	2

- New Jersey nursing homes are subject to a quarterly assessment of \$11.92 per non-Medicare day. Annually, this tax totals \$219,709 for Rehab at River's Edge.
- Total Employee Payroll: \$2,945,629
- Estimated State Income Taxes Paid by Employees: \$162,746

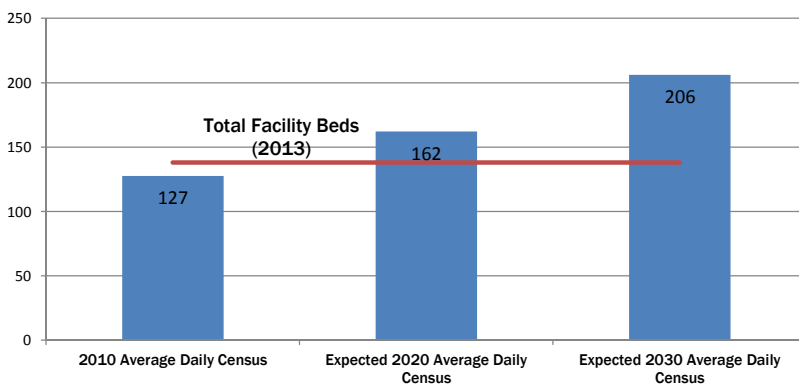
Statistical Profile

■ Medicare Ratings (from 1 to 5 stars)		Avg. Daily Census	Medicare 10.8	Medicaid 41.0	All Other 9.5	Total 61.3
Medicare Overall Rating	★★★	Avg. Length of Stay	30.1	1,360.8	23.9	77.9
Medicare Quality Measure Rating	★★★	Occupancy Rate	7.8%	29.7%	6.9%	44.4%
% Medicare Days in Ultra/Very High RUGs	95.4%					
Routine Cost per Day	\$230.73					
Total Beds	138					



- More than half of New Jersey's nursing home residents receive financial assistance from Medicaid, the health care program for low-income individuals that is funded by the federal and state governments. Medicaid pays nursing homes significantly less than the cost of care. An American Health Care Association study indicates New Jersey Medicaid pays nursing homes 18 percent less than cost, resulting in an estimated \$500 million shortfall statewide between the Medicaid rate and the actual cost of care in 2013.

Community Need



New Jersey is striving to reduce institutional long term care use under Medicaid. However, the demographic trend for New Jersey indicates that nursing home bed capacity must remain stable to accommodate the need for advanced care among the oldest and frailest.

National data indicates that on average, 35 percent of people aged 65+ will enter a nursing home for varying lengths of stay. In addition, New Jersey's elderly population is projected to increase by 27.2 percent between 2010 and 2020, and by an additional 27.1 percent between 2020 and 2030, yielding approximately 1.9 million elderly residents by 2030.

The need for Rehab at River's Edge's services will continue to increase as the Baby-Boom generation ages.



Note: Figures may not add due to rounding.

RENAISSANCE PAVILION

Ownership: Nonprofit

BPCI Model Participation: None

Annual Contributions to Local and State Economy

Total Expenditures: \$3,074,000

- 47 full-time equivalent jobs (salaried and contract), including therapists, nurses, dietary and housekeeping, plant operations and maintenance, administrative and contract labor.

¹ This provider reports its data as a subprovider on another facility's Medicare Cost Report. Subproviders are required to submit a more limited set of data to Medicare on their annual cost reports.

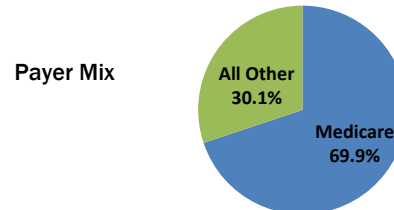
As a result, certain sections of this report cannot be presented for nursing homes reporting as subproviders, as CMS does not collect the necessary data.

Information affected by this data reporting structure include the detailed breakout of FTE jobs by position and the calculation of average length of stay.

- New Jersey nursing homes are subject to a quarterly assessment of \$11.92 per non-Medicare day. Annually, this tax totals \$33,793 for Renaissance Pavilion .
- Total Employee Payroll: \$3,133,662
- Estimated State Income Taxes Paid by Employees: \$173,135

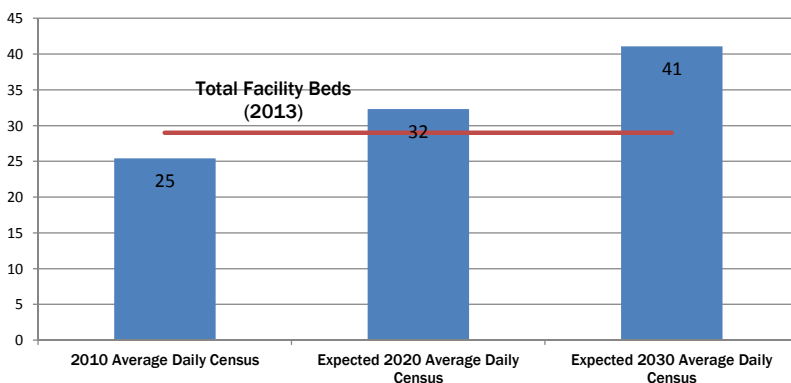
Statistical Profile

■ Medicare Ratings (from 1 to 5 stars)		Avg. Daily Census	Medicare	Medicaid	All Other	Total
Medicare Overall Rating	★★★★★	Avg. Length of Stay	18.0	0.0	7.8	25.8
Medicare Quality Measure Rating	★★★	Occupancy Rate	N/A ¹	N/A ¹	N/A ¹	N/A ¹
% Medicare Days in Ultra/Very High RUGs	96.8%		62.1%	0.0%	26.8%	88.9%
Routine Cost per Day	\$774.31					
Total Beds	29					



- More than half of New Jersey's nursing home residents receive financial assistance from Medicaid, the health care program for low-income individuals that is funded by the federal and state governments. Medicaid pays nursing homes significantly lower than the cost of care. An American Health Care Association study indicates New Jersey Medicaid pays nursing homes 18 percent less than cost, resulting in an estimated \$500 million shortfall statewide between the Medicaid rate and the actual cost of care in 2013.

Community Need



New Jersey is striving to reduce institutional long term care use under Medicaid. However, the demographic trend for New Jersey indicates that nursing home bed capacity must remain stable to accommodate the need for advanced care among the oldest and frailest.

National data indicates that on average, 35 percent of people aged 65+ will enter a nursing home for varying lengths of stay. In addition, New Jersey's elderly population is projected to increase by 27.2 percent between 2010 and 2020, and by an additional 27.1 percent between 2020 and 2030, yielding approximately 1.9 million elderly residents by 2030.

The need for Renaissance Pavilion 's services will continue to increase as the Baby-Boom generation ages.



Note: Figures may not add due to rounding.

RIDGEWOOD CENTER

Ownership: For-profit

BPCI Model Participation: None

Annual Contributions to Local and State Economy

Total Expenditures: \$10,438,900

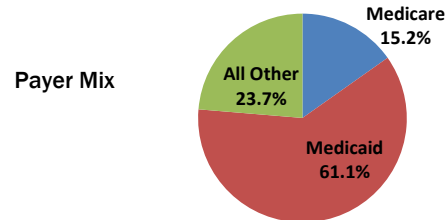
- 103 full-time equivalent jobs (salaried and contract), including key areas such as

Therapists	0	Dietary & Housekeeping	20
Nurses: 63 total, including		Contract Labor: 6 total, including	
■ Registered Nurses (RNs)	17	■ Nursing	0
■ Licensed Practical Nurses (LPNs)	9	■ Therapists	6
■ Certified Nursing Assistants (CNAs)	36	■ Other	0
Administrative	6	Plant Operations and Maintenance	1

- New Jersey nursing homes are subject to a quarterly assessment of \$11.92 per non-Medicare day. Annually, this tax totals \$298,000 for Ridgewood Center.
- Total Employee Payroll: \$4,411,838
- Estimated State Income Taxes Paid by Employees: \$243,754

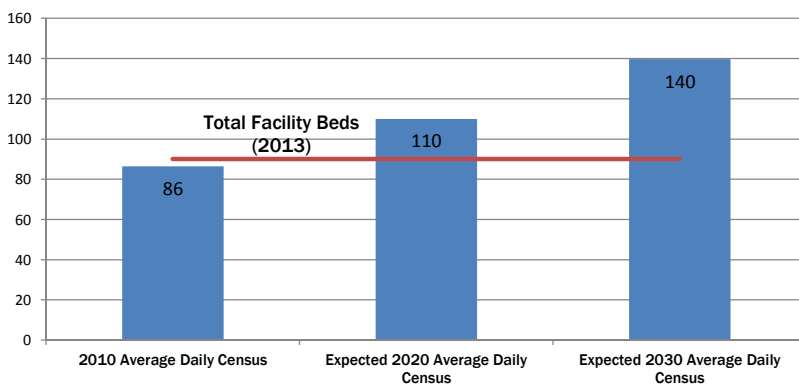
Statistical Profile

<ul style="list-style-type: none"> Medicare Ratings (from 1 to 5 stars) 						
Medicare Overall Rating	★★★	Avg. Daily Census	Medicare 12.3	Medicaid 49.3	All Other 19.1	Total 80.8
Medicare Quality Measure Rating	★★★★★	Avg. Length of Stay	58.3	643.3	71.3	145.3
% Medicare Days in Ultra/Very High RUGs	70.8%	Occupancy Rate	13.7%	54.8%	21.3%	89.8%
Routine Cost per Day	\$297.99					
Total Beds	90					



- More than half of New Jersey's nursing home residents receive financial assistance from Medicaid, the health care program for low-income individuals that is funded by the federal and state governments. Medicaid pays nursing homes significantly lower than the cost of care. An American Health Care Association study indicates New Jersey Medicaid pays nursing homes 18 percent less than cost, resulting in an estimated \$500 million shortfall statewide between the Medicaid rate and the actual cost of care in 2013.

Community Need



New Jersey is striving to reduce institutional long term care use under Medicaid. However, the demographic trend for New Jersey indicates that nursing home bed capacity must remain stable to accommodate the need for advanced care among the oldest and frailest.

National data indicates that on average, 35 percent of people aged 65+ will enter a nursing home for varying lengths of stay. In addition, New Jersey's elderly population is projected to increase by 27.2 percent between 2010 and 2020, and by an additional 27.1 percent between 2020 and 2030, yielding approximately 1.9 million elderly residents by 2030.

The need for Ridgewood Center's services will continue to increase as the Baby-Boom generation ages.



Note: Figures may not add due to rounding.

RIVERSIDE NURSING AND REHABILITATION CENTER

Ownership: For-profit

BPCI Model Participation: None

Annual Contributions to Local and State Economy

Total Expenditures: \$6,753,600

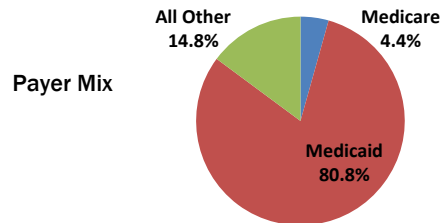
- 54 full-time equivalent jobs (salaried and contract), including key areas such as

Therapists	0	Dietary & Housekeeping	0
Nurses: 36 total, including		Contract Labor: 1 total, including	
■ Registered Nurses (RNs)	7	■ Nursing	0
■ Licensed Practical Nurses (LPNs)	10	■ Therapists	1
■ Certified Nursing Assistants (CNAs)	20	■ Other	0
Administrative	6	Plant Operations and Maintenance	3

- New Jersey nursing homes are subject to a quarterly assessment of \$11.92 per non-Medicare day. Annually, this tax totals \$244,336 for Riverside Nursing and Rehabilitation Center.
- Total Employee Payroll: \$2,311,476
- Estimated State Income Taxes Paid by Employees: \$127,709

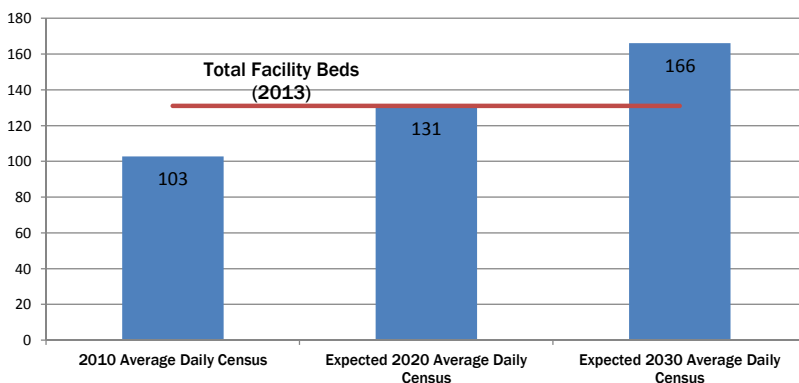
Statistical Profile

■ Medicare Ratings (from 1 to 5 stars)		Avg. Daily Census	Medicare 2.6	Medicaid 47.5	All Other 8.7	Total 58.7
Medicare Overall Rating	★★	Avg. Length of Stay	44.7	190.3	198.6	167.5
Medicare Quality Measure Rating	★★★	Occupancy Rate	2.0%	36.2%	6.6%	44.8%
% Medicare Days in Ultra/Very High RUGs	79.0%					
Routine Cost per Day	\$272.64					
Total Beds	131					



- More than half of New Jersey's nursing home residents receive financial assistance from Medicaid, the health care program for low-income individuals that is funded by the federal and state governments. Medicaid pays nursing homes significantly lower than the cost of care. An American Health Care Association study indicates New Jersey Medicaid pays nursing homes 18 percent less than cost, resulting in an estimated \$500 million shortfall statewide between the Medicaid rate and the actual cost of care in 2013.

Community Need



New Jersey is striving to reduce institutional long term care use under Medicaid. However, the demographic trend for New Jersey indicates that nursing home bed capacity must remain stable to accommodate the need for advanced care among the oldest and frailest.

National data indicates that on average, 35 percent of people aged 65+ will enter a nursing home for varying lengths of stay. In addition, New Jersey's elderly population is projected to increase by 27.2 percent between 2010 and 2020, and by an additional 27.1 percent between 2020 and 2030, yielding approximately 1.9 million elderly residents by 2030.

The need for Riverside Nursing and Rehabilitation Center's services will continue to increase as the Baby-Boom generation ages.



Note: Figures may not add due to rounding.

ROLLING HILLS CARE CENTER

Ownership: For-profit

BPCI Model Participation: None

Annual Contributions to Local and State Economy

Total Expenditures: \$7,063,700

- 70 full-time equivalent jobs (salaried and contract), including key areas such as

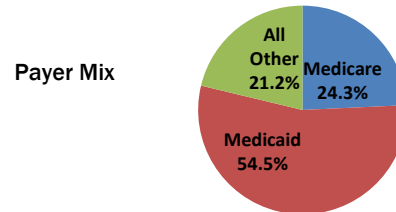
Therapists	0	Dietary & Housekeeping	10
Nurses: 43 total, including		Contract Labor: 7 total, including	
■ Registered Nurses (RNs)	7	■ Nursing	0
■ Licensed Practical Nurses (LPNs)	9	■ Therapists	7
■ Certified Nursing Assistants (CNAs)	27	■ Other	0
Administrative	5	Plant Operations and Maintenance	1

- New Jersey nursing homes are subject to a quarterly assessment of \$11.92 per non-Medicare day. Annually, this tax totals \$192,150 for Rolling Hills Care Center.
- Total Employee Payroll: \$2,582,392
- Estimated State Income Taxes Paid by Employees: \$142,677

Statistical Profile

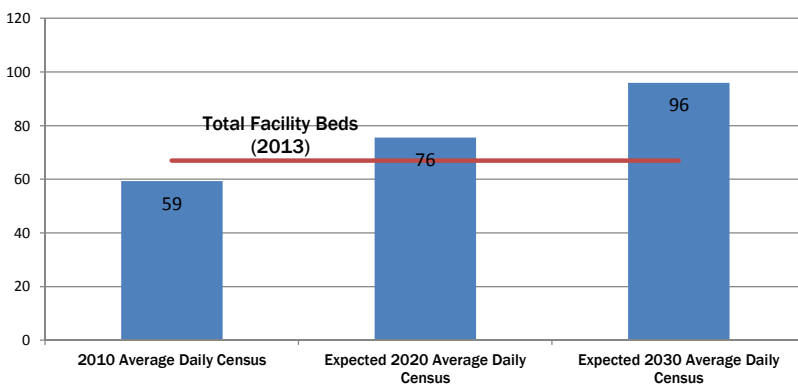
■ Medicare Ratings (from 1 to 5 stars)		Avg. Daily Census	Medicare 14.1	Medicaid 31.8	All Other 12.4	Total 58.3
Medicare Overall Rating	★★★★★	Avg. Length of Stay	31.1	527.2	44.8	73.6
Medicare Quality Measure Rating	★★★★★	Occupancy Rate	21.1%	47.4%	18.5%	87.0%

% Medicare Days in Ultra/Very High RUGs	88.6%
Routine Cost per Day	\$239.50
Total Beds	67



- More than half of New Jersey's nursing home residents receive financial assistance from Medicaid, the health care program for low-income individuals that is funded by the federal and state governments. Medicaid pays nursing homes significantly less than the cost of care. An American Health Care Association study indicates New Jersey Medicaid pays nursing homes 18 percent less than cost, resulting in an estimated \$500 million shortfall statewide between the Medicaid rate and the actual cost of care in 2013.

Community Need



New Jersey is striving to reduce institutional long term care use under Medicaid. However, the demographic trend for New Jersey indicates that nursing home bed capacity must remain stable to accommodate the need for advanced care among the oldest and frailest.

National data indicates that on average, 35 percent of people aged 65+ will enter a nursing home for varying lengths of stay. In addition, New Jersey's elderly population is projected to increase by 27.2 percent between 2010 and 2020, and by an additional 27.1 percent between 2020 and 2030, yielding approximately 1.9 million elderly residents by 2030.

The need for Rolling Hills Care Center's services will continue to increase as the Baby-Boom generation ages.



Note: Figures may not add due to rounding.

ROOSEVELT CARE CENTER

Ownership: Governmental

BPCI Model Participation: None

Annual Contributions to Local and State Economy

Total Expenditures: \$55,191,700

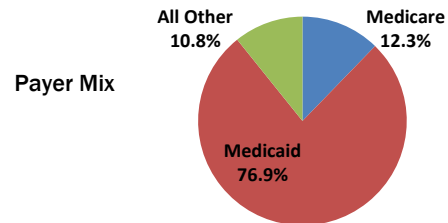
- 463 full-time equivalent jobs (salaried and contract), including key areas such as

Therapists	0	Dietary & Housekeeping	92
Nurses: 277 total, including		Contract Labor: 15 total, including	
■ Registered Nurses (RNs)	43	■ Nursing	15
■ Licensed Practical Nurses (LPNs)	53	■ Therapists	0
■ Certified Nursing Assistants (CNAs)	180	■ Other	0
Administrative	31	Plant Operations and Maintenance	17

- New Jersey nursing homes are subject to a quarterly assessment of \$11.92 per non-Medicare day. Annually, this tax totals \$1,277,860 for Roosevelt Care Center.
- Total Employee Payroll: \$20,091,369
- Estimated State Income Taxes Paid by Employees: \$1,110,048

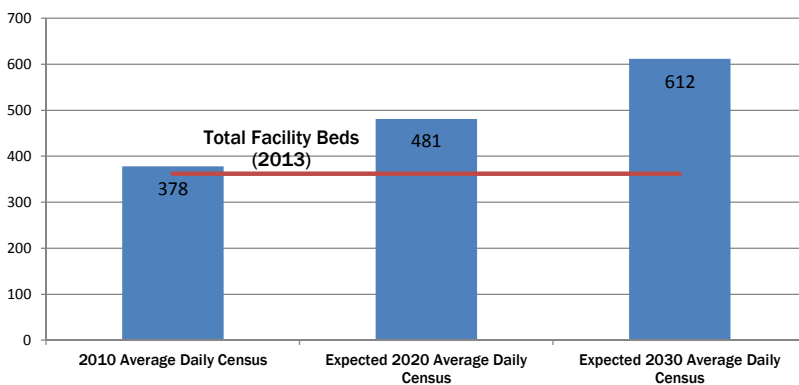
Statistical Profile

■ Medicare Ratings (from 1 to 5 stars)		Avg. Daily Census	Medicare 41.1	Medicaid 257.6	All Other 36.1	Total 334.8
Medicare Overall Rating	★★★★	Avg. Length of Stay	27.4	563.0	53.6	127.3
Medicare Quality Measure Rating	★★★★★	Occupancy Rate	11.4%	71.2%	10.0%	92.5%
% Medicare Days in Ultra/Very High RUGs	86.3%					
Routine Cost per Day	\$326.34					
Total Beds	362					



- More than half of New Jersey's nursing home residents receive financial assistance from Medicaid, the health care program for low-income individuals that is funded by the federal and state governments. Medicaid pays nursing homes significantly less than the cost of care. An American Health Care Association study indicates New Jersey Medicaid pays nursing homes 18 percent less than cost, resulting in an estimated \$500 million shortfall statewide between the Medicaid rate and the actual cost of care in 2013.

Community Need



New Jersey is striving to reduce institutional long term care use under Medicaid. However, the demographic trend for New Jersey indicates that nursing home bed capacity must remain stable to accommodate the need for advanced care among the oldest and frailest.

National data indicates that on average, 35 percent of people aged 65+ will enter a nursing home for varying lengths of stay. In addition, New Jersey's elderly population is projected to increase by 27.2 percent between 2010 and 2020, and by an additional 27.1 percent between 2020 and 2030, yielding approximately 1.9 million elderly residents by 2030.

The need for Roosevelt Care Center's services will continue to increase as the Baby-Boom generation ages.



Note: Figures may not add due to rounding.

ROOSEVELT CARE CENTER AT OLD BRIDGE

Ownership: Governmental

BPCI Model Participation: None

Annual Contributions to Local and State Economy

Total Expenditures: \$13,527,000

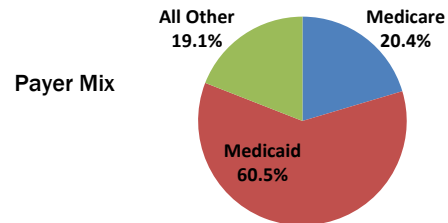
- 122 full-time equivalent jobs (salaried and contract), including key areas such as

Therapists	0	Dietary & Housekeeping	11
Nurses: 64 total, including		Contract Labor: 26 total, including	
■ Registered Nurses (RNs)	12	■ Nursing	26
■ Licensed Practical Nurses (LPNs)	16	■ Therapists	0
■ Certified Nursing Assistants (CNAs)	36	■ Other	0
Administrative	10	Plant Operations and Maintenance	5

- New Jersey nursing homes are subject to a quarterly assessment of \$11.92 per non-Medicare day. Annually, this tax totals \$405,042 for Roosevelt Care Center at Old Bridge.
- Total Employee Payroll: \$3,887,280
- Estimated State Income Taxes Paid by Employees: \$214,772

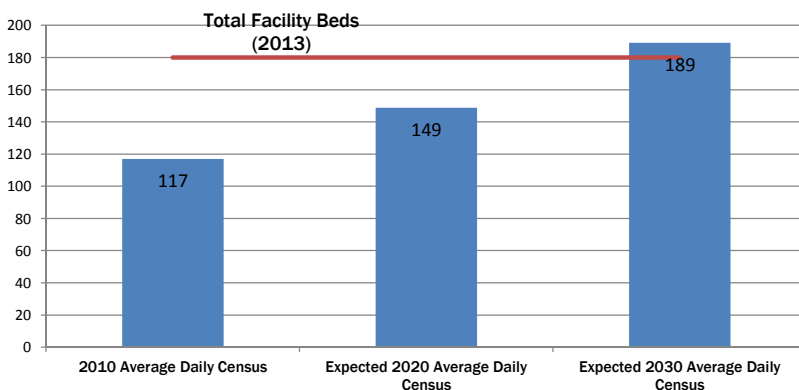
Statistical Profile

■ Medicare Ratings (from 1 to 5 stars)		Avg. Daily Census	Medicare 23.9	Medicaid 70.8	All Other 22.3	Total 117.0
Medicare Overall Rating	★★★★	Avg. Length of Stay	29.6	391.5	19.3	54.6
Medicare Quality Measure Rating	★★	Occupancy Rate	13.3%	39.3%	12.4%	65.0%
% Medicare Days in Ultra/Very High RUGs	88.5%					
Routine Cost per Day	\$260.67					
Total Beds	180					



- More than half of New Jersey's nursing home residents receive financial assistance from Medicaid, the health care program for low-income individuals that is funded by the federal and state governments. Medicaid pays nursing homes significantly lower than the cost of care. An American Health Care Association study indicates New Jersey Medicaid pays nursing homes 18 percent less than cost, resulting in an estimated \$500 million shortfall statewide between the Medicaid rate and the actual cost of care in 2013.

Community Need



New Jersey is striving to reduce institutional long term care use under Medicaid. However, the demographic trend for New Jersey indicates that nursing home bed capacity must remain stable to accommodate the need for advanced care among the oldest and frailest.

National data indicates that on average, 35 percent of people aged 65+ will enter a nursing home for varying lengths of stay. In addition, New Jersey's elderly population is projected to increase by 27.2 percent between 2010 and 2020, and by an additional 27.1 percent between 2020 and 2030, yielding approximately 1.9 million elderly residents by 2030.

The need for Roosevelt Care Center at Old Bridge's services will continue to increase as the Baby-Boom generation ages.



Note: Figures may not add due to rounding.

ROSE GARDEN NURSING AND REHABILITATION CENTER

Ownership: For-profit

BPCI Model Participation: None

Annual Contributions to Local and State Economy

Total Expenditures: \$12,669,700

- 145 full-time equivalent jobs (salaried and contract), including key areas such as

Therapists	0	Dietary & Housekeeping	29
Nurses: 60 total, including		Contract Labor: 21 total, including	
■ Registered Nurses (RNs)	6	■ Nursing	12
■ Licensed Practical Nurses (LPNs)	25	■ Therapists	9
■ Certified Nursing Assistants (CNAs)	29	■ Other	0
Administrative	14	Plant Operations and Maintenance	3

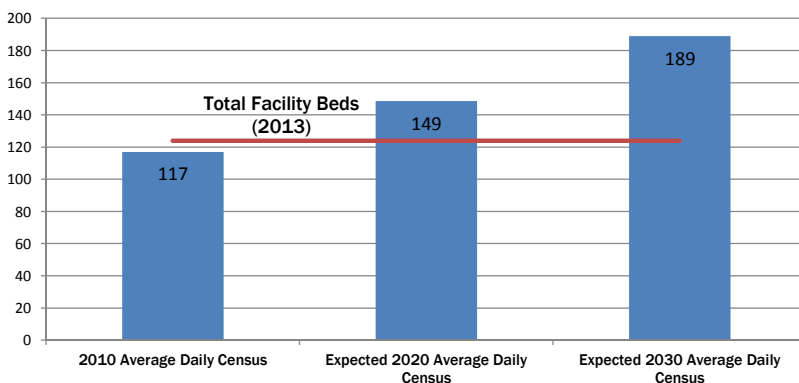
- New Jersey nursing homes are subject to a quarterly assessment of \$11.92 per non-Medicare day. Annually, this tax totals \$403,206 for Rose Garden Nursing and Rehabilitation Center.
- Total Employee Payroll: \$5,295,400
- Estimated State Income Taxes Paid by Employees: \$292,571

Statistical Profile

■ Medicare Ratings (from 1 to 5 stars)		Avg. Daily Census	Medicare 22.1	Medicaid 61.0	All Other 31.7	Total 114.8
Medicare Overall Rating	★★★★★	Avg. Length of Stay	31.3	342.5	186.5	108.8
Medicare Quality Measure Rating	★★★★	Occupancy Rate	17.8%	49.2%	25.6%	92.6%
% Medicare Days in Ultra/Very High RUGs	88.5%	Payer Mix				
Routine Cost per Day	\$248.41					
Total Beds	124					

- More than half of New Jersey's nursing home residents receive financial assistance from Medicaid, the health care program for low-income individuals that is funded by the federal and state governments. Medicaid pays nursing homes significantly lower than the cost of care. An American Health Care Association study indicates New Jersey Medicaid pays nursing homes 18 percent less than cost, resulting in an estimated \$500 million shortfall statewide between the Medicaid rate and the actual cost of care in 2013.

Community Need



New Jersey is striving to reduce institutional long term care use under Medicaid. However, the demographic trend for New Jersey indicates that nursing home bed capacity must remain stable to accommodate the need for advanced care among the oldest and frailest.

National data indicates that on average, 35 percent of people aged 65+ will enter a nursing home for varying lengths of stay. In addition, New Jersey's elderly population is projected to increase by 27.2 percent between 2010 and 2020, and by an additional 27.1 percent between 2020 and 2030, yielding approximately 1.9 million elderly residents by 2030.

The need for Rose Garden Nursing and Rehabilitation Center's services will continue to increase as the Baby-Boom generation ages.



Note: Figures may not add due to rounding.

ROSE MOUNTAIN CARE CENTER

Ownership: For-profit

BPCI Model Participation: None

Annual Contributions to Local and State Economy

Total Expenditures: \$8,006,500

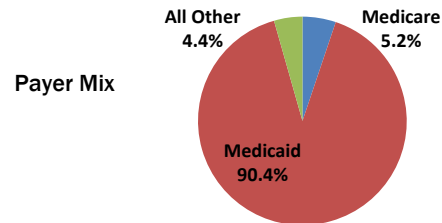
- 105 full-time equivalent jobs (salaried and contract), including key areas such as

Therapists	0	Dietary & Housekeeping	18
Nurses: 60 total, including		Contract Labor: 2 total, including	
■ Registered Nurses (RNs)	9	■ Nursing	0
■ Licensed Practical Nurses (LPNs)	14	■ Therapists	2
■ Certified Nursing Assistants (CNAs)	37	■ Other	0
Administrative	7	Plant Operations and Maintenance	1

- New Jersey nursing homes are subject to a quarterly assessment of \$11.92 per non-Medicare day. Annually, this tax totals \$389,832 for Rose Mountain Care Center.
- Total Employee Payroll: \$4,232,578
- Estimated State Income Taxes Paid by Employees: \$233,850

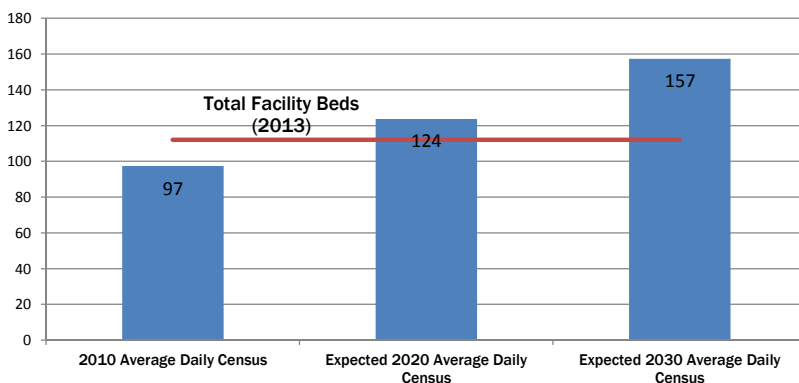
Statistical Profile

■ Medicare Ratings (from 1 to 5 stars)		Avg. Daily Census	Medicare 4.9	Medicaid 85.4	All Other 4.2	Total 94.5
Medicare Overall Rating	★★★★★	Avg. Length of Stay	44.6	280.9	761.5	225.4
Medicare Quality Measure Rating	★★★★	Occupancy Rate	4.4%	76.3%	3.7%	84.4%
% Medicare Days in Ultra/Very High RUGs	75.0%					
Routine Cost per Day	\$210.61					
Total Beds	112					



- More than half of New Jersey's nursing home residents receive financial assistance from Medicaid, the health care program for low-income individuals that is funded by the federal and state governments. Medicaid pays nursing homes significantly lower than the cost of care. An American Health Care Association study indicates New Jersey Medicaid pays nursing homes 18 percent less than cost, resulting in an estimated \$500 million shortfall statewide between the Medicaid rate and the actual cost of care in 2013.

Community Need



New Jersey is striving to reduce institutional long term care use under Medicaid. However, the demographic trend for New Jersey indicates that nursing home bed capacity must remain stable to accommodate the need for advanced care among the oldest and frailest.

National data indicates that on average, 35 percent of people aged 65+ will enter a nursing home for varying lengths of stay. In addition, New Jersey's elderly population is projected to increase by 27.2 percent between 2010 and 2020, and by an additional 27.1 percent between 2020 and 2030, yielding approximately 1.9 million elderly residents by 2030.

The need for Rose Mountain Care Center's services will continue to increase as the Baby-Boom generation ages.



Note: Figures may not add due to rounding.

ROYAL HEALTH GATE NURSING REHAB

Ownership: For-profit

BPCI Model Participation: None

Annual Contributions to Local and State Economy

Total Expenditures: \$12,445,800

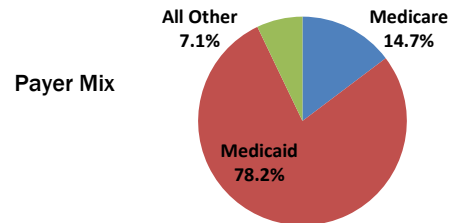
- 102 full-time equivalent jobs (salaried and contract), including key areas such as

Therapists	0	Dietary & Housekeeping	12
Nurses: 0 total, including		Contract Labor: 81 total, including	
■ Registered Nurses (RNs)	0	■ Nursing	81
■ Licensed Practical Nurses (LPNs)	0	■ Therapists	0
■ Certified Nursing Assistants (CNAs)	0	■ Other	0
Administrative	0	Plant Operations and Maintenance	6

- New Jersey nursing homes are subject to a quarterly assessment of \$11.92 per non-Medicare day. Annually, this tax totals \$479,351 for Royal Health Gate Nursing Rehab.
- Total Employee Payroll: \$447,063
- Estimated State Income Taxes Paid by Employees: \$24,700

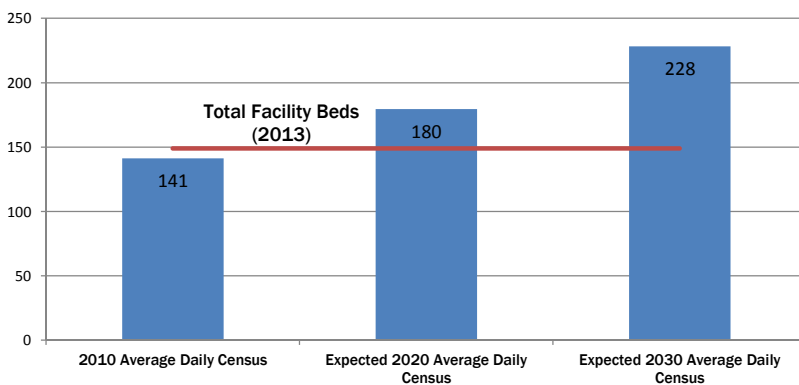
Statistical Profile

■ Medicare Ratings (from 1 to 5 stars)		Avg. Daily Census	Medicare 19.0	Medicaid 101.0	All Other 9.2	Total 129.2
Medicare Overall Rating	★★	Avg. Length of Stay	43.1	214.3	67.2	123.1
Medicare Quality Measure Rating	★★★★★	Occupancy Rate	12.8%	67.8%	6.2%	86.7%
% Medicare Days in Ultra/Very High RUGs	88.3%					
Routine Cost per Day	\$209.95					
Total Beds	149					



- More than half of New Jersey's nursing home residents receive financial assistance from Medicaid, the health care program for low-income individuals that is funded by the federal and state governments. Medicaid pays nursing homes significantly lower than the cost of care. An American Health Care Association study indicates New Jersey Medicaid pays nursing homes 18 percent less than cost, resulting in an estimated \$500 million shortfall statewide between the Medicaid rate and the actual cost of care in 2013.

Community Need



New Jersey is striving to reduce institutional long term care use under Medicaid. However, the demographic trend for New Jersey indicates that nursing home bed capacity must remain stable to accommodate the need for advanced care among the oldest and frailest.

National data indicates that on average, 35 percent of people aged 65+ will enter a nursing home for varying lengths of stay. In addition, New Jersey's elderly population is projected to increase by 27.2 percent between 2010 and 2020, and by an additional 27.1 percent between 2020 and 2030, yielding approximately 1.9 million elderly residents by 2030.

The need for Royal Health Gate Nursing Rehab's services will continue to increase as the Baby-Boom generation ages.



Note: Figures may not add due to rounding.

ROYAL SUITES HEALTH CARE & REHABILITATION

Ownership: For-profit

BPCI Model Participation: None

Annual Contributions to Local and State Economy

Total Expenditures: \$15,395,000

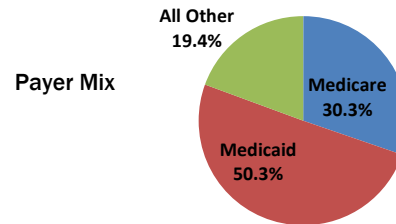
- 162 full-time equivalent jobs (salaried and contract), including key areas such as

Therapists	0	Dietary & Housekeeping	22
Nurses: 95 total, including		Contract Labor: 21 total, including	
■ Registered Nurses (RNs)	23	■ Nursing	0
■ Licensed Practical Nurses (LPNs)	22	■ Therapists	20
■ Certified Nursing Assistants (CNAs)	51	■ Other	0
Administrative	10	Plant Operations and Maintenance	2

- New Jersey nursing homes are subject to a quarterly assessment of \$11.92 per non-Medicare day. Annually, this tax totals \$412,527 for Royal Suites Health Care & Rehabilitation.
- Total Employee Payroll: \$5,698,173
- Estimated State Income Taxes Paid by Employees: \$314,824

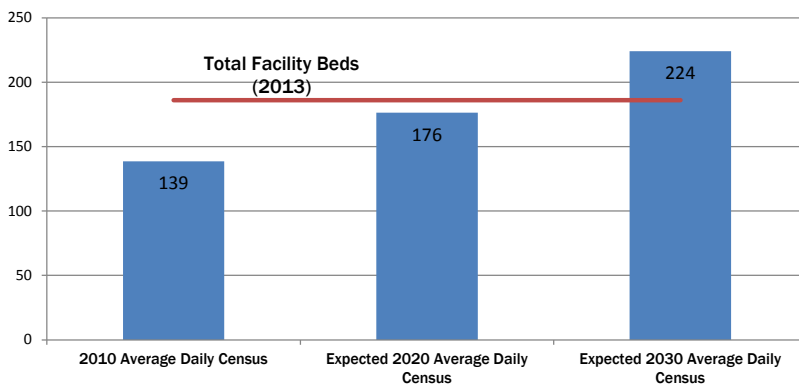
Statistical Profile

■ Medicare Ratings (from 1 to 5 stars)		Avg. Daily Census	Medicare 41.2	Medicaid 68.4	All Other 26.4	Total 136.0
Medicare Overall Rating	★★	Avg. Length of Stay	25.4	265.8	34.4	51.4
Medicare Quality Measure Rating	★★★★★	Occupancy Rate	22.1%	36.8%	14.2%	73.1%
% Medicare Days in Ultra/Very High RUGs	83.0%					
Routine Cost per Day	\$248.62					
Total Beds	186					



- More than half of New Jersey's nursing home residents receive financial assistance from Medicaid, the health care program for low-income individuals that is funded by the federal and state governments. Medicaid pays nursing homes significantly lower than the cost of care. An American Health Care Association study indicates New Jersey Medicaid pays nursing homes 18 percent less than cost, resulting in an estimated \$500 million shortfall statewide between the Medicaid rate and the actual cost of care in 2013.

Community Need



New Jersey is striving to reduce institutional long term care use under Medicaid. However, the demographic trend for New Jersey indicates that nursing home bed capacity must remain stable to accommodate the need for advanced care among the oldest and frailest.

National data indicates that on average, 35 percent of people aged 65+ will enter a nursing home for varying lengths of stay. In addition, New Jersey's elderly population is projected to increase by 27.2 percent between 2010 and 2020, and by an additional 27.1 percent between 2020 and 2030, yielding approximately 1.9 million elderly residents by 2030.

The need for Royal Suites Health Care & Rehabilitation's services will continue to increase as the Baby-Boom generation ages.

Note: Figures may not add due to rounding.

RUNNELLS SPECIALIZED HOSPITAL

Ownership: For-profit

BPCI Model Participation: None

Annual Contributions to Local and State Economy

Total Expenditures: \$11,296,400

- 309 full-time equivalent jobs (salaried and contract), including therapists, nurses, dietary and housekeeping, plant operations and maintenance, administrative and contract labor.

¹ This provider reports its data as a subprovider on another facility's Medicare Cost Report. Subproviders are required to submit a more limited set of data to Medicare on their annual cost reports.

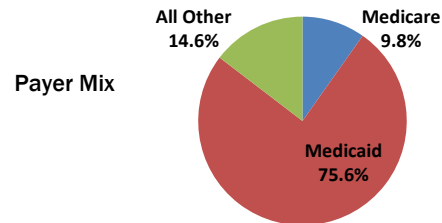
As a result, certain sections of this report cannot be presented for nursing homes reporting as subproviders, as CMS does not collect the necessary data.

Information affected by this data reporting structure include the detailed breakout of FTE jobs by position and the calculation of average length of stay.

- New Jersey nursing homes are subject to a quarterly assessment of \$11.92 per non-Medicare day. Annually, this tax totals \$962,194 for Runnells Specialized Hospital .
- Total Employee Payroll: \$11,296,429
- Estimated State Income Taxes Paid by Employees: \$624,128

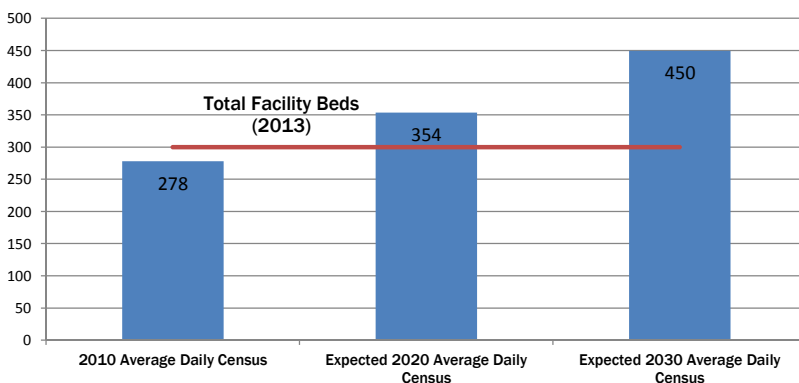
Statistical Profile

<ul style="list-style-type: none"> ■ Medicare Ratings (from 1 to 5 stars) 						
		Avg. Daily Census	Medicare 24.0	Medicaid 185.3	All Other 35.8	Total 245.1
Medicare Overall Rating	★★	Avg. Length of Stay	N/A ¹	N/A ¹	N/A ¹	N/A ¹
Medicare Quality Measure Rating	★★	Occupancy Rate	8.0%	61.8%	11.9%	81.7%
% Medicare Days in Ultra/Very High RUGs	81.9%					
Routine Cost per Day	\$423.52					
Total Beds	300					



- More than half of New Jersey's nursing home residents receive financial assistance from Medicaid, the health care program for low-income individuals that is funded by the federal and state governments. Medicaid pays nursing homes significantly lower than the cost of care. An American Health Care Association study indicates New Jersey Medicaid pays nursing homes 18 percent less than cost, resulting in an estimated \$500 million shortfall statewide between the Medicaid rate and the actual cost of care in 2013.

Community Need



New Jersey is striving to reduce institutional long term care use under Medicaid. However, the demographic trend for New Jersey indicates that nursing home bed capacity must remain stable to accommodate the need for advanced care among the oldest and frailest.

National data indicates that on average, 35 percent of people aged 65+ will enter a nursing home for varying lengths of stay. In addition, New Jersey's elderly population is projected to increase by 27.2 percent between 2010 and 2020, and by an additional 27.1 percent between 2020 and 2030, yielding approximately 1.9 million elderly residents by 2030.

The need for Runnells Specialized Hospital 's services will continue to increase as the Baby-Boom generation ages.



Note: Figures may not add due to rounding.

SAINT ANNE VILLA

Ownership: Nonprofit

BPCI Model Participation: None

Annual Contributions to Local and State Economy

Total Expenditures: \$10,145,600

- 120 full-time equivalent jobs (salaried and contract), including key areas such as

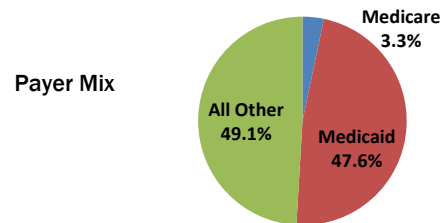
Therapists	0	Dietary & Housekeeping	18
Nurses: 63 total, including		Contract Labor: 3 total, including	
■ Registered Nurses (RNs)	9	■ Nursing	0
■ Licensed Practical Nurses (LPNs)	12	■ Therapists	3
■ Certified Nursing Assistants (CNAs)	42	■ Other	0
Administrative	13	Plant Operations and Maintenance	2

- New Jersey nursing homes are subject to a quarterly assessment of \$11.92 per non-Medicare day. Annually, this tax totals \$379,819 for Saint Anne Villa.
- Total Employee Payroll: \$4,778,553
- Estimated State Income Taxes Paid by Employees: \$264,015

Statistical Profile

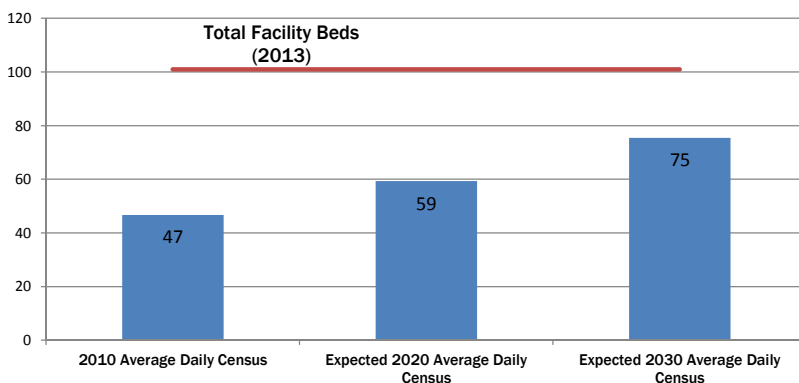
■ Medicare Ratings (from 1 to 5 stars)		Avg. Daily Census	Medicare 3.0	Medicaid 43.0	All Other 44.3	Total 90.3
Medicare Overall Rating	★★★★★	Avg. Length of Stay	57.5	3,922.5	1,078.3	867.3
Medicare Quality Measure Rating	★★★★★	Occupancy Rate	3.0%	42.6%	43.9%	89.4%

% Medicare Days in Ultra/Very High RUGs	69.3%
Routine Cost per Day	\$214.43
Total Beds	101



- More than half of New Jersey's nursing home residents receive financial assistance from Medicaid, the health care program for low-income individuals that is funded by the federal and state governments. Medicaid pays nursing homes significantly lower than the cost of care. An American Health Care Association study indicates New Jersey Medicaid pays nursing homes 18 percent less than cost, resulting in an estimated \$500 million shortfall statewide between the Medicaid rate and the actual cost of care in 2013.

Community Need



New Jersey is striving to reduce institutional long term care use under Medicaid. However, the demographic trend for New Jersey indicates that nursing home bed capacity must remain stable to accommodate the need for advanced care among the oldest and frailest.

National data indicates that on average, 35 percent of people aged 65+ will enter a nursing home for varying lengths of stay. In addition, New Jersey's elderly population is projected to increase by 27.2 percent between 2010 and 2020, and by an additional 27.1 percent between 2020 and 2030, yielding approximately 1.9 million elderly residents by 2030.

The need for Saint Anne Villa's services will continue to increase as the Baby-Boom generation ages.



Note: Figures may not add due to rounding.

SEACREST VILLAGE

Ownership: For-profit

BPCI Model Participation: None

Annual Contributions to Local and State Economy

Total Expenditures: \$15,670,800

- 175 full-time equivalent jobs (salaried and contract), including key areas such as

Therapists	0	Dietary & Housekeeping	35
Nurses: 100 total, including		Contract Labor: 0 total, including	
■ Registered Nurses (RNs)	9	■ Nursing	0
■ Licensed Practical Nurses (LPNs)	24	■ Therapists	0
■ Certified Nursing Assistants (CNAs)	67	■ Other	0
Administrative	10	Plant Operations and Maintenance	3

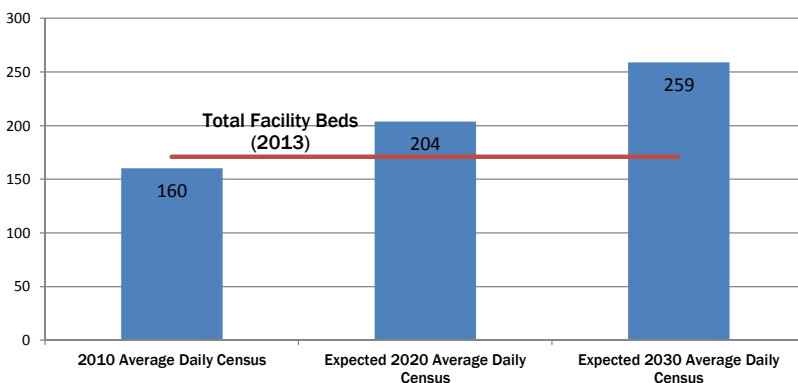
- New Jersey nursing homes are subject to a quarterly assessment of \$11.92 per non-Medicare day. Annually, this tax totals \$584,819 for Seacrest Village.
- Total Employee Payroll: \$6,300,269
- Estimated State Income Taxes Paid by Employees: \$348,090

Statistical Profile

■ Medicare Ratings (from 1 to 5 stars)		Avg. Daily Census	Medicare 23.3	Medicaid 93.4	All Other 41.0	Total 157.7
Medicare Overall Rating	★★★★★	Avg. Length of Stay	36.8	2,842.2	80.0	133.9
Medicare Quality Measure Rating	★★★★★	Occupancy Rate	13.6%	54.6%	24.0%	92.2%
% Medicare Days in Ultra/Very High RUGs	89.5%	Payer Mix				
Routine Cost per Day	\$182.32					
Total Beds	171					

- More than half of New Jersey's nursing home residents receive financial assistance from Medicaid, the health care program for low-income individuals that is funded by the federal and state governments. Medicaid pays nursing homes significantly lower than the cost of care. An American Health Care Association study indicates New Jersey Medicaid pays nursing homes 18 percent less than cost, resulting in an estimated \$500 million shortfall statewide between the Medicaid rate and the actual cost of care in 2013.

Community Need



New Jersey is striving to reduce institutional long term care use under Medicaid. However, the demographic trend for New Jersey indicates that nursing home bed capacity must remain stable to accommodate the need for advanced care among the oldest and frailest.

National data indicates that on average, 35 percent of people aged 65+ will enter a nursing home for varying lengths of stay. In addition, New Jersey's elderly population is projected to increase by 27.2 percent between 2010 and 2020, and by an additional 27.1 percent between 2020 and 2030, yielding approximately 1.9 million elderly residents by 2030.

The need for Seacrest Village's services will continue to increase as the Baby-Boom generation ages.



Note: Figures may not add due to rounding.

SEASHORE GARDENS LIVING CENTER

Ownership: Nonprofit

BPCI Model Participation: None

Annual Contributions to Local and State Economy

Total Expenditures: \$14,741,000

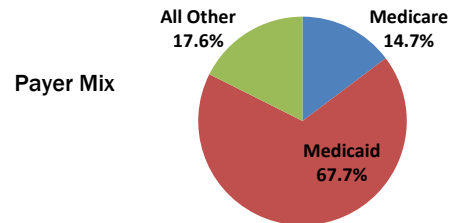
- 167 full-time equivalent jobs (salaried and contract), including key areas such as

Therapists	0	Dietary & Housekeeping	45
Nurses: 81 total, including		Contract Labor: 8 total, including	
■ Registered Nurses (RNs)	11	■ Nursing	2
■ Licensed Practical Nurses (LPNs)	15	■ Therapists	7
■ Certified Nursing Assistants (CNAs)	55	■ Other	0
Administrative	10	Plant Operations and Maintenance	4

- New Jersey nursing homes are subject to a quarterly assessment of \$11.92 per non-Medicare day. Annually, this tax totals \$500,223 for Seashore Gardens Living Center.
- Total Employee Payroll: \$6,126,169
- Estimated State Income Taxes Paid by Employees: \$338,471

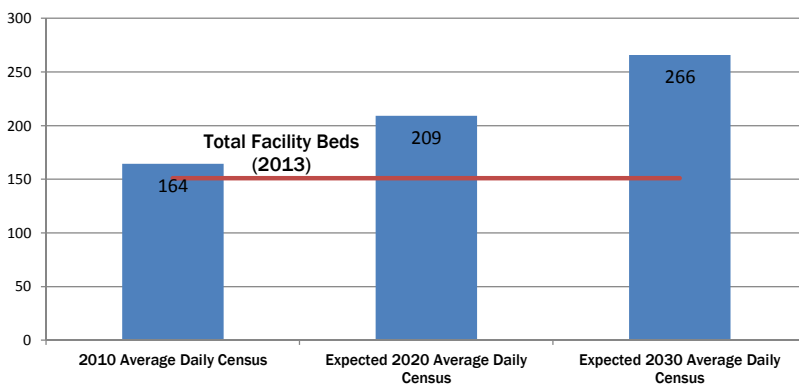
Statistical Profile

■ Medicare Ratings (from 1 to 5 stars)		Avg. Daily Census	Medicare 19.9	Medicaid 91.2	All Other 23.7	Total 134.9
Medicare Overall Rating	★	Avg. Length of Stay	29.1	925.2	0.0	172.7
Medicare Quality Measure Rating	★★★	Occupancy Rate	13.2%	60.4%	15.7%	89.3%
% Medicare Days in Ultra/Very High RUGs	92.8%					
Routine Cost per Day	\$225.27					
Total Beds	151					



- More than half of New Jersey's nursing home residents receive financial assistance from Medicaid, the health care program for low-income individuals that is funded by the federal and state governments. Medicaid pays nursing homes significantly lower than the cost of care. An American Health Care Association study indicates New Jersey Medicaid pays nursing homes 18 percent less than cost, resulting in an estimated \$500 million shortfall statewide between the Medicaid rate and the actual cost of care in 2013.

Community Need



New Jersey is striving to reduce institutional long term care use under Medicaid. However, the demographic trend for New Jersey indicates that nursing home bed capacity must remain stable to accommodate the need for advanced care among the oldest and frailest.

National data indicates that on average, 35 percent of people aged 65+ will enter a nursing home for varying lengths of stay. In addition, New Jersey's elderly population is projected to increase by 27.2 percent between 2010 and 2020, and by an additional 27.1 percent between 2020 and 2030, yielding approximately 1.9 million elderly residents by 2030.

The need for Seashore Gardens Living Center's services will continue to increase as the Baby-Boom generation ages.



Note: Figures may not add due to rounding.

SHADY LANE GLOUCESTER CO HOME

Ownership: Governmental

BPCI Model Participation: None

Annual Contributions to Local and State Economy

Total Expenditures: \$9,967,000

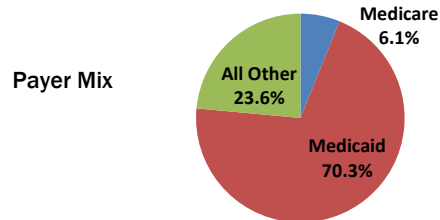
- 74 full-time equivalent jobs (salaried and contract), including key areas such as

Therapists	0	Dietary & Housekeeping	24
Nurses: 34 total, including		Contract Labor: 2 total, including	
■ Registered Nurses (RNs)	4	■ Nursing	2
■ Licensed Practical Nurses (LPNs)	11	■ Therapists	0
■ Certified Nursing Assistants (CNAs)	18	■ Other	0
Administrative	3	Plant Operations and Maintenance	6

- New Jersey nursing homes are subject to a quarterly assessment of \$11.92 per non-Medicare day. Annually, this tax totals \$242,489 for Shady Lane Gloucester Co Home.
- Total Employee Payroll: \$3,827,103
- Estimated State Income Taxes Paid by Employees: \$211,447

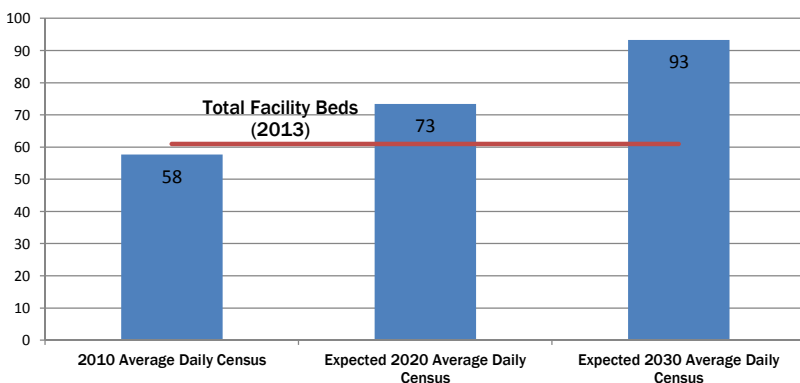
Statistical Profile

■ Medicare Ratings (from 1 to 5 stars)		Avg. Daily Census	Medicare 3.6	Medicaid 41.8	All Other 14.0	Total 59.4
Medicare Overall Rating	★★★★	Avg. Length of Stay	60.1	411.9	182.3	249.0
Medicare Quality Measure Rating	★★★★★	Occupancy Rate	5.9%	68.4%	22.9%	97.3%
% Medicare Days in Ultra/Very High RUGs	97.7%					
Routine Cost per Day	\$420.38					
Total Beds	61					



- More than half of New Jersey's nursing home residents receive financial assistance from Medicaid, the health care program for low-income individuals that is funded by the federal and state governments. Medicaid pays nursing homes significantly lower than the cost of care. An American Health Care Association study indicates New Jersey Medicaid pays nursing homes 18 percent less than cost, resulting in an estimated \$500 million shortfall statewide between the Medicaid rate and the actual cost of care in 2013.

Community Need



New Jersey is striving to reduce institutional long term care use under Medicaid. However, the demographic trend for New Jersey indicates that nursing home bed capacity must remain stable to accommodate the need for advanced care among the oldest and frailest.

National data indicates that on average, 35 percent of people aged 65+ will enter a nursing home for varying lengths of stay. In addition, New Jersey's elderly population is projected to increase by 27.2 percent between 2010 and 2020, and by an additional 27.1 percent between 2020 and 2030, yielding approximately 1.9 million elderly residents by 2030.

The need for Shady Lane Gloucester Co Home's services will continue to increase as the Baby-Boom generation ages.



Note: Figures may not add due to rounding.

SHORE MEADOWS REHAB & NURSING CENTER

Ownership: For-profit

BPCI Model Participation: None

Annual Contributions to Local and State Economy

Total Expenditures: \$11,395,400

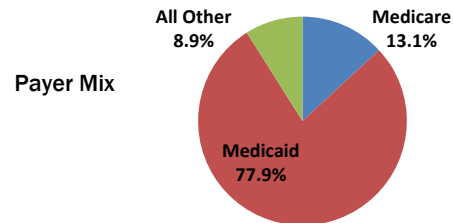
- 98 full-time equivalent jobs (salaried and contract), including key areas such as

Therapists	0	Dietary & Housekeeping	14
Nurses: 0 total, including		Contract Labor: 82 total, including	
■ Registered Nurses (RNs)	0	■ Nursing	82
■ Licensed Practical Nurses (LPNs)	0	■ Therapists	0
■ Certified Nursing Assistants (CNAs)	0	■ Other	0
Administrative	0	Plant Operations and Maintenance	2

- New Jersey nursing homes are subject to a quarterly assessment of \$11.92 per non-Medicare day. Annually, this tax totals \$485,847 for Shore Meadows Rehab & Nursing Center.
- Total Employee Payroll: \$307,217
- Estimated State Income Taxes Paid by Employees: \$16,974

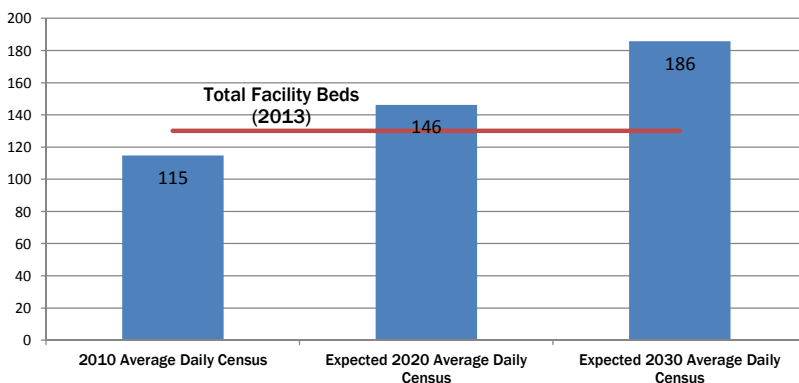
Statistical Profile

■ Medicare Ratings (from 1 to 5 stars)		Avg. Daily Census	Medicare 16.9	Medicaid 100.2	All Other 11.5	Total 128.6
Medicare Overall Rating	★	Avg. Length of Stay	35.3	210.1	47.1	107.1
Medicare Quality Measure Rating	★★	Occupancy Rate	13.0%	77.1%	8.8%	98.9%
% Medicare Days in Ultra/Very High RUGs	77.7%					
Routine Cost per Day	\$195.63					
Total Beds	130					



- More than half of New Jersey's nursing home residents receive financial assistance from Medicaid, the health care program for low-income individuals that is funded by the federal and state governments. Medicaid pays nursing homes significantly lower than the cost of care. An American Health Care Association study indicates New Jersey Medicaid pays nursing homes 18 percent less than cost, resulting in an estimated \$500 million shortfall statewide between the Medicaid rate and the actual cost of care in 2013.

Community Need



New Jersey is striving to reduce institutional long term care use under Medicaid. However, the demographic trend for New Jersey indicates that nursing home bed capacity must remain stable to accommodate the need for advanced care among the oldest and frailest.

National data indicates that on average, 35 percent of people aged 65+ will enter a nursing home for varying lengths of stay. In addition, New Jersey's elderly population is projected to increase by 27.2 percent between 2010 and 2020, and by an additional 27.1 percent between 2020 and 2030, yielding approximately 1.9 million elderly residents by 2030.

The need for Shore Meadows Rehab & Nursing Center's services will continue to increase as the Baby-Boom generation ages.



Note: Figures may not add due to rounding.

SHORES AT WESLEY MANOR

Ownership: Nonprofit

BPCI Model Participation: Model 3

Annual Contributions to Local and State Economy

Total Expenditures: \$16,313,600

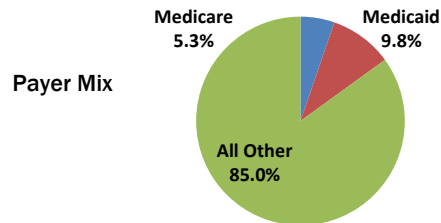
- 173 full-time equivalent jobs (salaried and contract), including key areas such as

Therapists	0	Dietary & Housekeeping	46
Nurses: 44 total, including		Contract Labor: 0 total, including	
■ Registered Nurses (RNs)	12	■ Nursing	0
■ Licensed Practical Nurses (LPNs)	4	■ Therapists	0
■ Certified Nursing Assistants (CNAs)	28	■ Other	0
Administrative	12	Plant Operations and Maintenance	8

- New Jersey nursing homes are subject to a quarterly assessment of \$11.92 per non-Medicare day. Annually, this tax totals \$991,231 for Shores at Wesley Manor.
- Total Employee Payroll: \$6,532,437
- Estimated State Income Taxes Paid by Employees: \$360,917

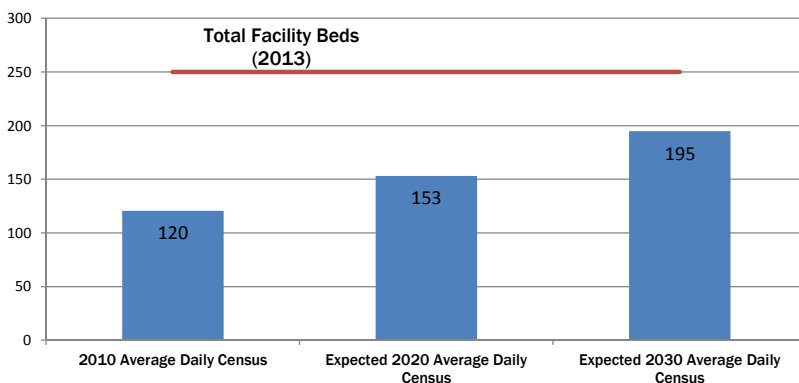
Statistical Profile

■ Medicare Ratings (from 1 to 5 stars)		Avg. Daily Census	Medicare 12.6	Medicaid 23.5	All Other 204.3	Total 240.5
Medicare Overall Rating	★★★★★	Avg. Length of Stay	24.0	2,862.0	1,621.1	364.2
Medicare Quality Measure Rating	★★★★	Occupancy Rate	5.1%	9.4%	81.7%	96.2%
% Medicare Days in Ultra/Very High RUGs	91.7%					
Routine Cost per Day	\$64.31					
Total Beds	250					



- More than half of New Jersey's nursing home residents receive financial assistance from Medicaid, the health care program for low-income individuals that is funded by the federal and state governments. Medicaid pays nursing homes significantly lower than the cost of care. An American Health Care Association study indicates New Jersey Medicaid pays nursing homes 18 percent less than cost, resulting in an estimated \$500 million shortfall statewide between the Medicaid rate and the actual cost of care in 2013.

Community Need



New Jersey is striving to reduce institutional long term care use under Medicaid. However, the demographic trend for New Jersey indicates that nursing home bed capacity must remain stable to accommodate the need for advanced care among the oldest and frailest.

National data indicates that on average, 35 percent of people aged 65+ will enter a nursing home for varying lengths of stay. In addition, New Jersey's elderly population is projected to increase by 27.2 percent between 2010 and 2020, and by an additional 27.1 percent between 2020 and 2030, yielding approximately 1.9 million elderly residents by 2030.

The need for Shores at Wesley Manor's services will continue to increase as the Baby-Boom generation ages.



Note: Figures may not add due to rounding.

SHORROCK GARDENS CARE CENTER

Ownership: For-profit

BPCI Model Participation: None

Annual Contributions to Local and State Economy

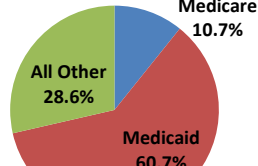
Total Expenditures: \$16,307,100

- 194 full-time equivalent jobs (salaried and contract), including key areas such as

Therapists	6	Dietary & Housekeeping	36
Nurses: 100 total, including		Contract Labor: 1 total, including	
■ Registered Nurses (RNs)	10	■ Nursing	0
■ Licensed Practical Nurses (LPNs)	30	■ Therapists	1
■ Certified Nursing Assistants (CNAs)	61	■ Other	0
Administrative	11	Plant Operations and Maintenance	3

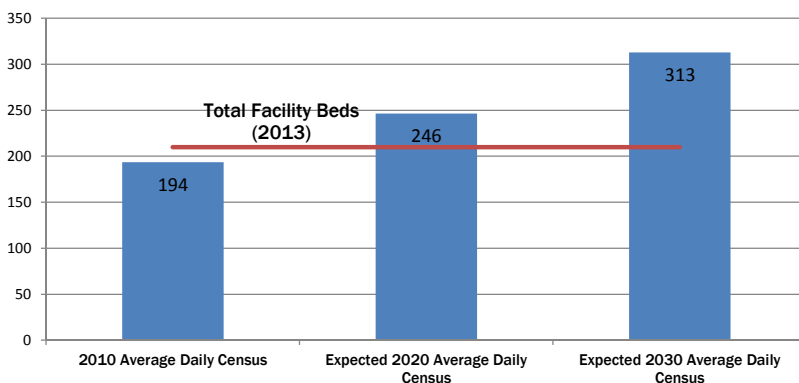
- New Jersey nursing homes are subject to a quarterly assessment of \$11.92 per non-Medicare day. Annually, this tax totals \$725,654 for Shorrock Gardens Care Center.
- Total Employee Payroll: \$7,347,858
- Estimated State Income Taxes Paid by Employees: \$405,969

Statistical Profile

■ Medicare Ratings (from 1 to 5 stars)		Avg. Daily Census	Medicare 20.1	Medicaid 113.4	All Other 53.4	Total 186.9
Medicare Overall Rating	★★★★	Avg. Length of Stay	28.6	795.8	201.0	168.4
Medicare Quality Measure Rating	★★★★	Occupancy Rate	9.6%	54.0%	25.4%	89.0%
% Medicare Days in Ultra/Very High RUGs	52.1%	Payer Mix 				
Routine Cost per Day	\$160.88					
Total Beds	210					

- More than half of New Jersey's nursing home residents receive financial assistance from Medicaid, the health care program for low-income individuals that is funded by the federal and state governments. Medicaid pays nursing homes significantly lower than the cost of care. An American Health Care Association study indicates New Jersey Medicaid pays nursing homes 18 percent less than cost, resulting in an estimated \$500 million shortfall statewide between the Medicaid rate and the actual cost of care in 2013.

Community Need



New Jersey is striving to reduce institutional long term care use under Medicaid. However, the demographic trend for New Jersey indicates that nursing home bed capacity must remain stable to accommodate the need for advanced care among the oldest and frailest.

National data indicates that on average, 35 percent of people aged 65+ will enter a nursing home for varying lengths of stay. In addition, New Jersey's elderly population is projected to increase by 27.2 percent between 2010 and 2020, and by an additional 27.1 percent between 2020 and 2030, yielding approximately 1.9 million elderly residents by 2030.

The need for Shorrock Gardens Care Center's services will continue to increase as the Baby-Boom generation ages.



Note: Figures may not add due to rounding.

SINAI POST ACUTE NURSING AND REHAB CENTER

Ownership: For-profit

BPCI Model Participation: None

Annual Contributions to Local and State Economy

Total Expenditures: \$27,625,500

- 348 full-time equivalent jobs (salaried and contract), including key areas such as

Therapists	8	Dietary & Housekeeping	71
Nurses: 203 total, including		Contract Labor: 1 total, including	
■ Registered Nurses (RNs)	42	■ Nursing	0
■ Licensed Practical Nurses (LPNs)	30	■ Therapists	1
■ Certified Nursing Assistants (CNAs)	131	■ Other	0
Administrative	23	Plant Operations and Maintenance	4

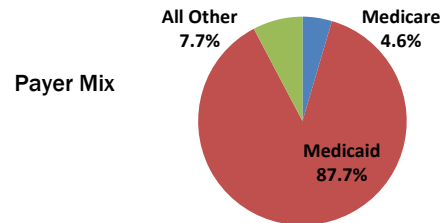
- New Jersey nursing homes are subject to a quarterly assessment of \$11.92 per non-Medicare day. Annually, this tax totals \$1,318,805 for Sinai Post Acute Nursing and Rehab Center.

Total Employee Payroll: \$14,644,911

Estimated State Income Taxes Paid by Employees: \$809,131

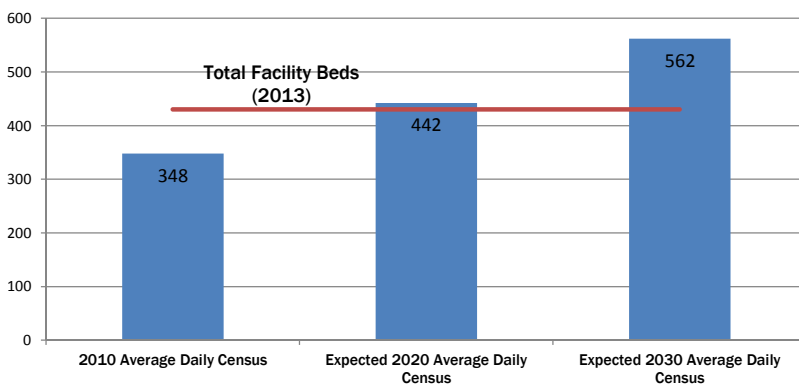
Statistical Profile

■ Medicare Ratings (from 1 to 5 stars)		Avg. Daily Census	Medicare 14.5	Medicaid 278.7	All Other 24.5	Total 317.7
Medicare Overall Rating	★★	Avg. Length of Stay	48.7	315.9	51.6	192.0
Medicare Quality Measure Rating	★★★★★	Occupancy Rate	3.4%	64.8%	5.7%	73.9%
% Medicare Days in Ultra/Very High RUGs	62.1%					
Routine Cost per Day	\$209.87					
Total Beds	430					



- More than half of New Jersey's nursing home residents receive financial assistance from Medicaid, the health care program for low-income individuals that is funded by the federal and state governments. Medicaid pays nursing homes significantly lower than the cost of care. An American Health Care Association study indicates New Jersey Medicaid pays nursing homes 18 percent less than cost, resulting in an estimated \$500 million shortfall statewide between the Medicaid rate and the actual cost of care in 2013.

Community Need



New Jersey is striving to reduce institutional long term care use under Medicaid. However, the demographic trend for New Jersey indicates that nursing home bed capacity must remain stable to accommodate the need for advanced care among the oldest and frailest.

National data indicates that on average, 35 percent of people aged 65+ will enter a nursing home for varying lengths of stay. In addition, New Jersey's elderly population is projected to increase by 27.2 percent between 2010 and 2020, and by an additional 27.1 percent between 2020 and 2030, yielding approximately 1.9 million elderly residents by 2030.

The need for Sinai Post Acute Nursing and Rehab Center's services will continue to increase as the Baby-Boom generation ages.



Note: Figures may not add due to rounding.

SKILLED NURSING AT FELLOWSHIP VILLAGE

Ownership: Nonprofit

BPCI Model Participation: None

Annual Contributions to Local and State Economy

Total Expenditures: \$29,528,900

- 215 full-time equivalent jobs (salaried and contract), including key areas such as

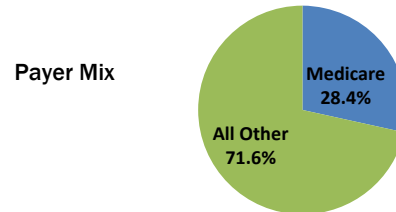
Therapists	11	Dietary & Housekeeping	25
Nurses: 40 total, including		Contract Labor: 0 total, including	
■ Registered Nurses (RNs)	13	■ Nursing	0
■ Licensed Practical Nurses (LPNs)	4	■ Therapists	0
■ Certified Nursing Assistants (CNAs)	23	■ Other	0
Administrative	32	Plant Operations and Maintenance	16

- New Jersey nursing homes are subject to a quarterly assessment of \$11.92 per non-Medicare day. Annually, this tax totals \$148,845 for Skilled Nursing at Fellowship Village.
- Total Employee Payroll: \$10,951,664
- Estimated State Income Taxes Paid by Employees: \$605,079

Statistical Profile

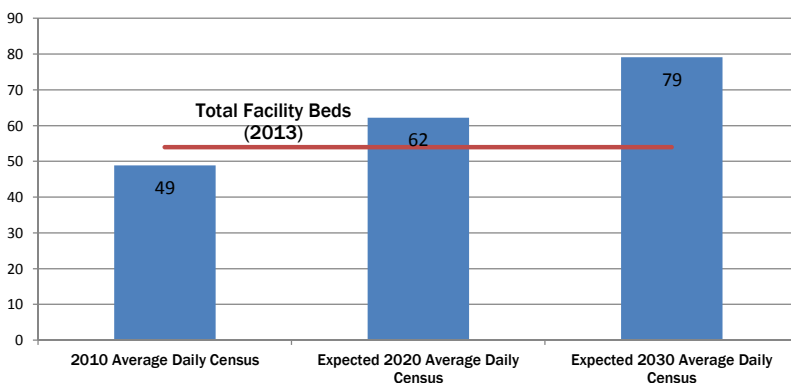
■ Medicare Ratings (from 1 to 5 stars)		Avg. Daily Census	Medicare 13.6	Medicaid 0.0	All Other 34.2	Total 47.8
Medicare Overall Rating	★★★★★	Avg. Length of Stay	31.8	0.0	81.6	56.5
Medicare Quality Measure Rating	★★★★★	Occupancy Rate	25.2%	0.0%	63.4%	88.5%

% Medicare Days in Ultra/Very High RUGs	84.8%
Routine Cost per Day	\$364.11
Total Beds	54



- More than half of New Jersey's nursing home residents receive financial assistance from Medicaid, the health care program for low-income individuals that is funded by the federal and state governments. Medicaid pays nursing homes significantly less than the cost of care. An American Health Care Association study indicates New Jersey Medicaid pays nursing homes 18 percent less than cost, resulting in an estimated \$500 million shortfall statewide between the Medicaid rate and the actual cost of care in 2013.

Community Need



New Jersey is striving to reduce institutional long term care use under Medicaid. However, the demographic trend for New Jersey indicates that nursing home bed capacity must remain stable to accommodate the need for advanced care among the oldest and frailest.

National data indicates that on average, 35 percent of people aged 65+ will enter a nursing home for varying lengths of stay. In addition, New Jersey's elderly population is projected to increase by 27.2 percent between 2010 and 2020, and by an additional 27.1 percent between 2020 and 2030, yielding approximately 1.9 million elderly residents by 2030.

The need for Skilled Nursing at Fellowship Village's services will continue to increase as the Baby-Boom generation ages.



Note: Figures may not add due to rounding.

SOUTH JERSEY EXTENDED CARE

Ownership: For-profit

BPCI Model Participation: None

Annual Contributions to Local and State Economy

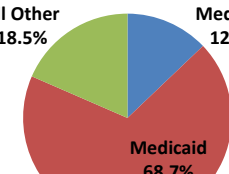
Total Expenditures: \$12,450,600

- 110 full-time equivalent jobs (salaried and contract), including key areas such as

Therapists	0	Dietary & Housekeeping	14
Nurses: 0 total, including		Contract Labor: 89 total, including	
■ Registered Nurses (RNs)	0	■ Nursing	89
■ Licensed Practical Nurses (LPNs)	0	■ Therapists	0
■ Certified Nursing Assistants (CNAs)	0	■ Other	0
Administrative	0	Plant Operations and Maintenance	3

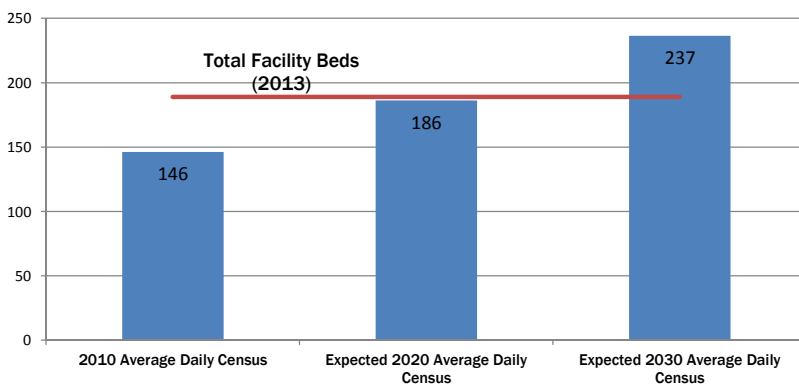
- New Jersey nursing homes are subject to a quarterly assessment of \$11.92 per non-Medicare day. Annually, this tax totals \$550,382 for South Jersey Extended Care.
- Total Employee Payroll: \$481,411
- Estimated State Income Taxes Paid by Employees: \$26,598

Statistical Profile

<ul style="list-style-type: none"> Medicare Ratings (from 1 to 5 stars) <p>Medicare Overall Rating ★</p> <p>Medicare Quality Measure Rating ★★★★</p> <p>% Medicare Days in Ultra/Very High RUGs 84.5%</p> <p>Routine Cost per Day \$187.89</p> <p>Total Beds 189</p>	<table border="0" style="width: 100%;"> <thead> <tr> <th></th> <th style="text-align: center;">Medicare</th> <th style="text-align: center;">Medicaid</th> <th style="text-align: center;">All Other</th> <th style="text-align: center;">Total</th> </tr> </thead> <tbody> <tr> <td>Avg. Daily Census</td> <td style="text-align: center;">18.7</td> <td style="text-align: center;">99.7</td> <td style="text-align: center;">26.8</td> <td style="text-align: center;">145.2</td> </tr> <tr> <td>Avg. Length of Stay</td> <td style="text-align: center;">34.8</td> <td style="text-align: center;">185.7</td> <td style="text-align: center;">122.3</td> <td style="text-align: center;">112.3</td> </tr> <tr> <td>Occupancy Rate</td> <td style="text-align: center;">9.9%</td> <td style="text-align: center;">52.8%</td> <td style="text-align: center;">14.2%</td> <td style="text-align: center;">76.8%</td> </tr> </tbody> </table> <p style="text-align: center;">Payer Mix</p> 		Medicare	Medicaid	All Other	Total	Avg. Daily Census	18.7	99.7	26.8	145.2	Avg. Length of Stay	34.8	185.7	122.3	112.3	Occupancy Rate	9.9%	52.8%	14.2%	76.8%
	Medicare	Medicaid	All Other	Total																	
Avg. Daily Census	18.7	99.7	26.8	145.2																	
Avg. Length of Stay	34.8	185.7	122.3	112.3																	
Occupancy Rate	9.9%	52.8%	14.2%	76.8%																	

- More than half of New Jersey's nursing home residents receive financial assistance from Medicaid, the health care program for low-income individuals that is funded by the federal and state governments. Medicaid pays nursing homes significantly lower than the cost of care. An American Health Care Association study indicates New Jersey Medicaid pays nursing homes 18 percent less than cost, resulting in an estimated \$500 million shortfall statewide between the Medicaid rate and the actual cost of care in 2013.

Community Need



New Jersey is striving to reduce institutional long term care use under Medicaid. However, the demographic trend for New Jersey indicates that nursing home bed capacity must remain stable to accommodate the need for advanced care among the oldest and frailest.

National data indicates that on average, 35 percent of people aged 65+ will enter a nursing home for varying lengths of stay. In addition, New Jersey's elderly population is projected to increase by 27.2 percent between 2010 and 2020, and by an additional 27.1 percent between 2020 and 2030, yielding approximately 1.9 million elderly residents by 2030.

The need for South Jersey Extended Care's services will continue to increase as the Baby-Boom generation ages.



Note: Figures may not add due to rounding.

SOUTH MOUNTAIN HC

Ownership: For-profit

BPCI Model Participation: None

Annual Contributions to Local and State Economy

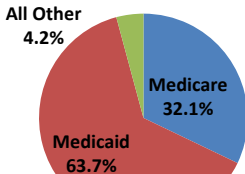
Total Expenditures: \$19,990,300

- 205 full-time equivalent jobs (salaried and contract), including key areas such as

Therapists	0	Dietary & Housekeeping	26
Nurses: 126 total, including		Contract Labor: 23 total, including	
■ Registered Nurses (RNs)	30	■ Nursing	0
■ Licensed Practical Nurses (LPNs)	18	■ Therapists	23
■ Certified Nursing Assistants (CNAs)	78	■ Other	0
Administrative	11	Plant Operations and Maintenance	3

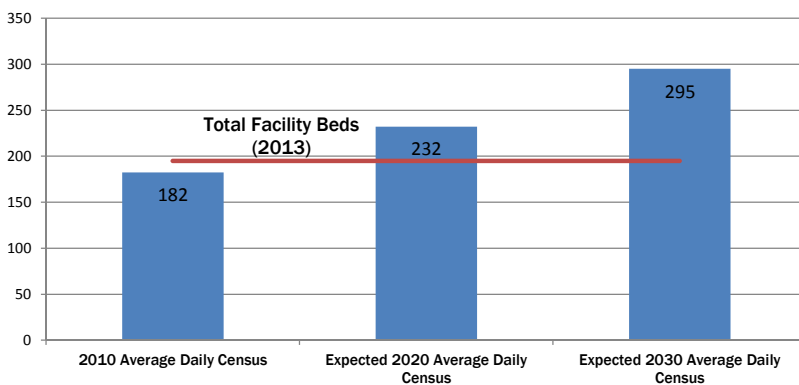
- New Jersey nursing homes are subject to a quarterly assessment of \$11.92 per non-Medicare day. Annually, this tax totals \$532,764 for South Mountain HC.
- Total Employee Payroll: \$7,291,928
- Estimated State Income Taxes Paid by Employees: \$402,879

Statistical Profile

<ul style="list-style-type: none"> Medicare Ratings (from 1 to 5 stars) <p>Medicare Overall Rating ★★★★★</p> <p>Medicare Quality Measure Rating ★★★★★</p> <p>% Medicare Days in Ultra/Very High RUGs 85.7%</p> <p>Routine Cost per Day \$239.18</p> <p>Total Beds 195</p>	<table border="0" style="width: 100%;"> <thead> <tr> <th></th> <th style="text-align: center;">Medicare</th> <th style="text-align: center;">Medicaid</th> <th style="text-align: center;">All Other</th> <th style="text-align: center;">Total</th> </tr> </thead> <tbody> <tr> <td>Avg. Daily Census</td> <td style="text-align: center;">57.9</td> <td style="text-align: center;">114.9</td> <td style="text-align: center;">7.5</td> <td style="text-align: center;">180.4</td> </tr> <tr> <td>Avg. Length of Stay</td> <td style="text-align: center;">34.0</td> <td style="text-align: center;">364.7</td> <td style="text-align: center;">21.0</td> <td style="text-align: center;">75.8</td> </tr> <tr> <td>Occupancy Rate</td> <td style="text-align: center;">29.7%</td> <td style="text-align: center;">58.9%</td> <td style="text-align: center;">3.9%</td> <td style="text-align: center;">92.5%</td> </tr> </tbody> </table> <p style="text-align: center;">Payer Mix</p> 		Medicare	Medicaid	All Other	Total	Avg. Daily Census	57.9	114.9	7.5	180.4	Avg. Length of Stay	34.0	364.7	21.0	75.8	Occupancy Rate	29.7%	58.9%	3.9%	92.5%
	Medicare	Medicaid	All Other	Total																	
Avg. Daily Census	57.9	114.9	7.5	180.4																	
Avg. Length of Stay	34.0	364.7	21.0	75.8																	
Occupancy Rate	29.7%	58.9%	3.9%	92.5%																	

- More than half of New Jersey's nursing home residents receive financial assistance from Medicaid, the health care program for low-income individuals that is funded by the federal and state governments. Medicaid pays nursing homes significantly less than the cost of care. An American Health Care Association study indicates New Jersey Medicaid pays nursing homes 18 percent less than cost, resulting in an estimated \$500 million shortfall statewide between the Medicaid rate and the actual cost of care in 2013.

Community Need



New Jersey is striving to reduce institutional long term care use under Medicaid. However, the demographic trend for New Jersey indicates that nursing home bed capacity must remain stable to accommodate the need for advanced care among the oldest and frailest.

National data indicates that on average, 35 percent of people aged 65+ will enter a nursing home for varying lengths of stay. In addition, New Jersey's elderly population is projected to increase by 27.2 percent between 2010 and 2020, and by an additional 27.1 percent between 2020 and 2030, yielding approximately 1.9 million elderly residents by 2030.

The need for South Mountain HC's services will continue to increase as the Baby-Boom generation ages.



Note: Figures may not add due to rounding.

SOUTHERN OCEAN CENTER

Ownership: For-profit

BPCI Model Participation: Model 3

Annual Contributions to Local and State Economy

Total Expenditures: \$15,943,100

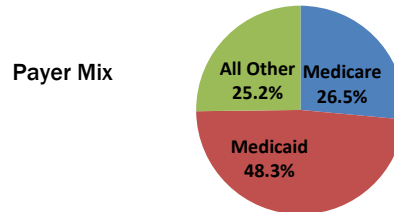
- 161 full-time equivalent jobs (salaried and contract), including key areas such as

Therapists	0	Dietary & Housekeeping	26
Nurses: 91 total, including		Contract Labor: 21 total, including	
■ Registered Nurses (RNs)	24	■ Nursing	5
■ Licensed Practical Nurses (LPNs)	20	■ Therapists	15
■ Certified Nursing Assistants (CNAs)	47	■ Other	0
Administrative	8	Plant Operations and Maintenance	2

- New Jersey nursing homes are subject to a quarterly assessment of \$11.92 per non-Medicare day. Annually, this tax totals \$392,275 for Southern Ocean Center.
- Total Employee Payroll: \$6,067,539
- Estimated State Income Taxes Paid by Employees: \$335,232

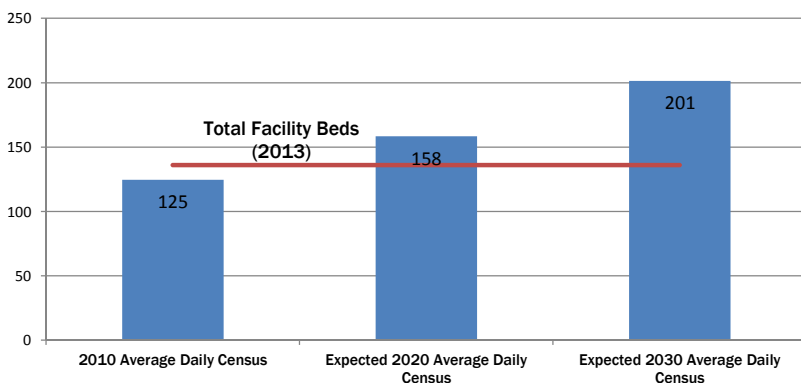
Statistical Profile

■ Medicare Ratings (from 1 to 5 stars)		Avg. Daily Census	Medicare 32.5	Medicaid 59.3	All Other 30.9	Total 122.6
Medicare Overall Rating	★★★★	Avg. Length of Stay	26.1	832.0	56.7	65.9
Medicare Quality Measure Rating	★★★★	Occupancy Rate	23.9%	43.6%	22.7%	90.2%
% Medicare Days in Ultra/Very High RUGs	78.7%					
Routine Cost per Day	\$277.38					
Total Beds	136					



- More than half of New Jersey's nursing home residents receive financial assistance from Medicaid, the health care program for low-income individuals that is funded by the federal and state governments. Medicaid pays nursing homes significantly less than the cost of care. An American Health Care Association study indicates New Jersey Medicaid pays nursing homes 18 percent less than cost, resulting in an estimated \$500 million shortfall statewide between the Medicaid rate and the actual cost of care in 2013.

Community Need



New Jersey is striving to reduce institutional long term care use under Medicaid. However, the demographic trend for New Jersey indicates that nursing home bed capacity must remain stable to accommodate the need for advanced care among the oldest and frailest.

National data indicates that on average, 35 percent of people aged 65+ will enter a nursing home for varying lengths of stay. In addition, New Jersey's elderly population is projected to increase by 27.2 percent between 2010 and 2020, and by an additional 27.1 percent between 2020 and 2030, yielding approximately 1.9 million elderly residents by 2030.

The need for Southern Ocean Center's services will continue to increase as the Baby-Boom generation ages.



Note: Figures may not add due to rounding.

SOUTHERN OCEAN MEDICAL CENTER TCU

Ownership: Nonprofit

BPCI Model Participation: None

Annual Contributions to Local and State Economy

Total Expenditures: \$2,280,700

- 27 full-time equivalent jobs (salaried and contract), including therapists, nurses, dietary and housekeeping, plant operations and maintenance, administrative and contract labor.

¹ This provider reports its data as a subprovider on another facility's Medicare Cost Report. Subproviders are required to submit a more limited set of data to Medicare on their annual cost reports.

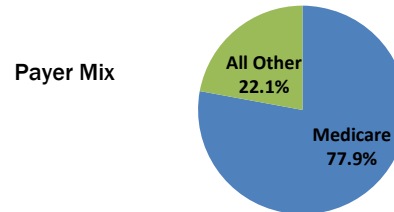
As a result, certain sections of this report cannot be presented for nursing homes reporting as subproviders, as CMS does not collect the necessary data.

Information affected by this data reporting structure include the detailed breakout of FTE jobs by position and the calculation of average length of stay.

- New Jersey nursing homes are subject to a quarterly assessment of \$11.92 per non-Medicare day. Annually, this tax totals \$15,854 for Southern Ocean Medical Center TCU.
- Total Employee Payroll: \$1,514,954
- Estimated State Income Taxes Paid by Employees: \$83,701

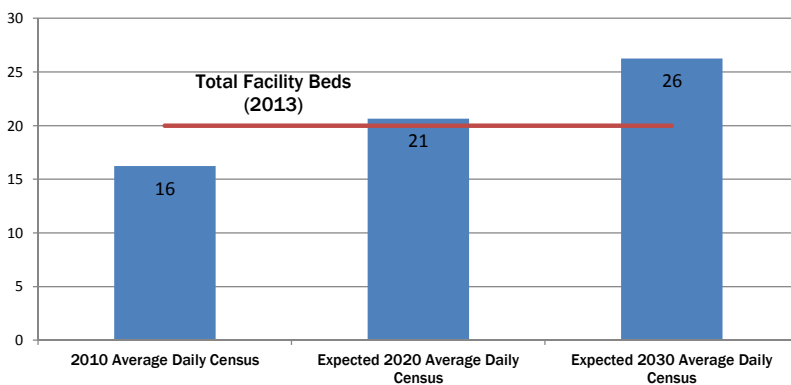
Statistical Profile

■ Medicare Ratings (from 1 to 5 stars)		Avg. Daily Census	Medicare 12.8	Medicaid 0.0	All Other 3.6	Total 16.5
Medicare Overall Rating	★★★★★	Avg. Length of Stay	N/A ¹	N/A ¹	N/A ¹	N/A ¹
Medicare Quality Measure Rating	★★★★★	Occupancy Rate	64.2%	0.0%	18.2%	82.4%
% Medicare Days in Ultra/Very High RUGs	95.8%					
Routine Cost per Day	\$573.20					
Total Beds	20					



- More than half of New Jersey's nursing home residents receive financial assistance from Medicaid, the health care program for low-income individuals that is funded by the federal and state governments. Medicaid pays nursing homes significantly lower than the cost of care. An American Health Care Association study indicates New Jersey Medicaid pays nursing homes 18 percent less than cost, resulting in an estimated \$500 million shortfall statewide between the Medicaid rate and the actual cost of care in 2013.

Community Need



New Jersey is striving to reduce institutional long term care use under Medicaid. However, the demographic trend for New Jersey indicates that nursing home bed capacity must remain stable to accommodate the need for advanced care among the oldest and frailest.

National data indicates that on average, 35 percent of people aged 65+ will enter a nursing home for varying lengths of stay. In addition, New Jersey's elderly population is projected to increase by 27.2 percent between 2010 and 2020, and by an additional 27.1 percent between 2020 and 2030, yielding approximately 1.9 million elderly residents by 2030.

The need for Southern Ocean Medical Center TCU's services will continue to increase as the Baby-Boom generation ages.



Note: Figures may not add due to rounding.

SOUTHGATE HEALTH CARE CENTER

Ownership: For-profit

BPCI Model Participation: None

Annual Contributions to Local and State Economy

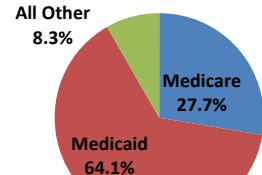
Total Expenditures: \$13,552,200

- 157 full-time equivalent jobs (salaried and contract), including key areas such as

Therapists	0	Dietary & Housekeeping	31
Nurses: 0 total, including		Contract Labor: 112 total, including	
■ Registered Nurses (RNs)	0	■ Nursing	100
■ Licensed Practical Nurses (LPNs)	0	■ Therapists	12
■ Certified Nursing Assistants (CNAs)	0	■ Other	0
Administrative	10	Plant Operations and Maintenance	2

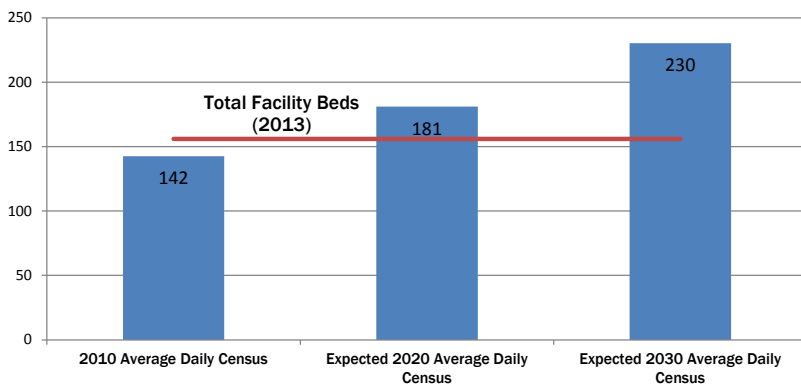
- New Jersey nursing homes are subject to a quarterly assessment of \$11.92 per non-Medicare day. Annually, this tax totals \$439,335 for Southgate Health Care Center.
- Total Employee Payroll: \$1,300,369
- Estimated State Income Taxes Paid by Employees: \$71,845

Statistical Profile

<ul style="list-style-type: none"> Medicare Ratings (from 1 to 5 stars) <table border="0" style="width: 100%;"> <tr> <td>Medicare Overall Rating</td> <td style="text-align: center;">★★★</td> </tr> <tr> <td>Medicare Quality Measure Rating</td> <td style="text-align: center;">★★★</td> </tr> </table> <p>% Medicare Days in Ultra/Very High RUGs 82.2%</p> <p>Routine Cost per Day \$213.94</p> <p>Total Beds 156</p>	Medicare Overall Rating	★★★	Medicare Quality Measure Rating	★★★	<table border="0" style="width: 100%;"> <thead> <tr> <th></th> <th style="text-align: center;">Medicare</th> <th style="text-align: center;">Medicaid</th> <th style="text-align: center;">All Other</th> <th style="text-align: center;">Total</th> </tr> </thead> <tbody> <tr> <td>Avg. Daily Census</td> <td style="text-align: center;">38.6</td> <td style="text-align: center;">89.4</td> <td style="text-align: center;">11.6</td> <td style="text-align: center;">139.6</td> </tr> <tr> <td>Avg. Length of Stay</td> <td style="text-align: center;">35.1</td> <td style="text-align: center;">294.0</td> <td style="text-align: center;">16.6</td> <td style="text-align: center;">66.5</td> </tr> <tr> <td>Occupancy Rate</td> <td style="text-align: center;">24.8%</td> <td style="text-align: center;">57.3%</td> <td style="text-align: center;">7.4%</td> <td style="text-align: center;">89.5%</td> </tr> </tbody> </table> <p style="text-align: center;">Payer Mix</p> 		Medicare	Medicaid	All Other	Total	Avg. Daily Census	38.6	89.4	11.6	139.6	Avg. Length of Stay	35.1	294.0	16.6	66.5	Occupancy Rate	24.8%	57.3%	7.4%	89.5%
Medicare Overall Rating	★★★																								
Medicare Quality Measure Rating	★★★																								
	Medicare	Medicaid	All Other	Total																					
Avg. Daily Census	38.6	89.4	11.6	139.6																					
Avg. Length of Stay	35.1	294.0	16.6	66.5																					
Occupancy Rate	24.8%	57.3%	7.4%	89.5%																					

- More than half of New Jersey's nursing home residents receive financial assistance from Medicaid, the health care program for low-income individuals that is funded by the federal and state governments. Medicaid pays nursing homes significantly lower than the cost of care. An American Health Care Association study indicates New Jersey Medicaid pays nursing homes 18 percent less than cost, resulting in an estimated \$500 million shortfall statewide between the Medicaid rate and the actual cost of care in 2013.

Community Need



New Jersey is striving to reduce institutional long term care use under Medicaid. However, the demographic trend for New Jersey indicates that nursing home bed capacity must remain stable to accommodate the need for advanced care among the oldest and frailest.

National data indicates that on average, 35 percent of people aged 65+ will enter a nursing home for varying lengths of stay. In addition, New Jersey's elderly population is projected to increase by 27.2 percent between 2010 and 2020, and by an additional 27.1 percent between 2020 and 2030, yielding approximately 1.9 million elderly residents by 2030.

The need for Southgate Health Care Center's services will continue to increase as the Baby-Boom generation ages.



Note: Figures may not add due to rounding.

ST ANN'S HOME FOR AGED

Ownership: Nonprofit

BPCI Model Participation: None

Annual Contributions to Local and State Economy

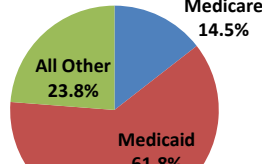
Total Expenditures: \$12,490,900

- 142 full-time equivalent jobs (salaried and contract), including key areas such as

Therapists	1	Dietary & Housekeeping	42
Nurses: 72 total, including		Contract Labor: 0 total, including	
■ Registered Nurses (RNs)	6	■ Nursing	0
■ Licensed Practical Nurses (LPNs)	14	■ Therapists	0
■ Certified Nursing Assistants (CNAs)	52	■ Other	0
Administrative	10	Plant Operations and Maintenance	6

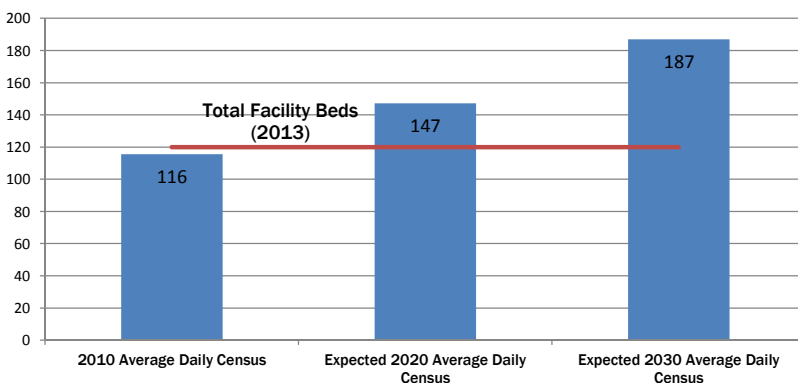
- New Jersey nursing homes are subject to a quarterly assessment of \$11.92 per non-Medicare day. Annually, this tax totals \$407,545 for St Ann's Home For Aged.
- Total Employee Payroll: \$5,225,029
- Estimated State Income Taxes Paid by Employees: \$288,683

Statistical Profile

■ Medicare Ratings (from 1 to 5 stars)		Avg. Daily Census	Medicare 15.8	Medicaid 67.6	All Other 26.0	Total 109.5
Medicare Overall Rating	★★★★	Avg. Length of Stay	34.8	8,228.7	1,900.8	229.7
Medicare Quality Measure Rating	★★★★★	Occupancy Rate	13.2%	56.4%	21.7%	91.3%
% Medicare Days in Ultra/Very High RUGs	75.7%	Payer Mix 				
Routine Cost per Day	\$232.79					
Total Beds	120					

- More than half of New Jersey's nursing home residents receive financial assistance from Medicaid, the health care program for low-income individuals that is funded by the federal and state governments. Medicaid pays nursing homes significantly lower than the cost of care. An American Health Care Association study indicates New Jersey Medicaid pays nursing homes 18 percent less than cost, resulting in an estimated \$500 million shortfall statewide between the Medicaid rate and the actual cost of care in 2013.

Community Need



New Jersey is striving to reduce institutional long term care use under Medicaid. However, the demographic trend for New Jersey indicates that nursing home bed capacity must remain stable to accommodate the need for advanced care among the oldest and frailest.

National data indicates that on average, 35 percent of people aged 65+ will enter a nursing home for varying lengths of stay. In addition, New Jersey's elderly population is projected to increase by 27.2 percent between 2010 and 2020, and by an additional 27.1 percent between 2020 and 2030, yielding approximately 1.9 million elderly residents by 2030.

The need for St Ann's Home For Aged's services will continue to increase as the Baby-Boom generation ages.



Note: Figures may not add due to rounding.

ST CATHERINE OF SIENA

Ownership: Nonprofit

BPCI Model Participation: None

Annual Contributions to Local and State Economy

Total Expenditures: \$3,254,400

- 50 full-time equivalent jobs (salaried and contract), including key areas such as

Therapists	0	Dietary & Housekeeping	16
Nurses: 25 total, including		Contract Labor: 0 total, including	
■ Registered Nurses (RNs)	8	■ Nursing	0
■ Licensed Practical Nurses (LPNs)	0	■ Therapists	0
■ Certified Nursing Assistants (CNAs)	17	■ Other	0
Administrative	3	Plant Operations and Maintenance	1

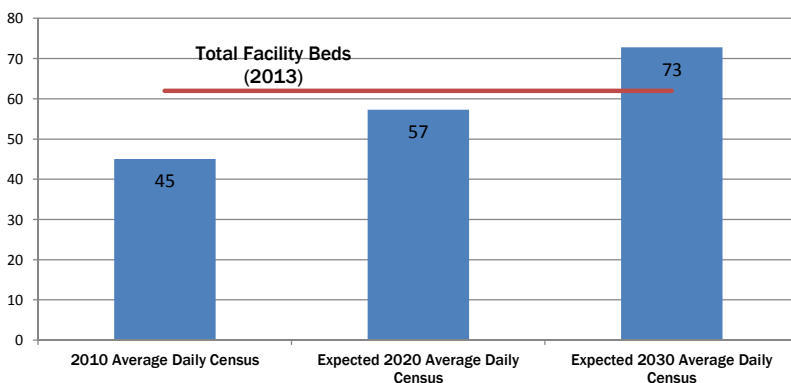
- New Jersey nursing homes are subject to a quarterly assessment of \$11.92 per non-Medicare day. Annually, this tax totals \$207,253 for St Catherine of Siena.
- Total Employee Payroll: \$1,837,600
- Estimated State Income Taxes Paid by Employees: \$101,527

Statistical Profile

■ Medicare Ratings (from 1 to 5 stars)		Avg. Daily Census	Medicare 0.8	Medicaid 18.8	All Other 28.8	Total 48.5
Medicare Overall Rating	★★★★★	Avg. Length of Stay	34.0	688.0	1,313.4	655.3
Medicare Quality Measure Rating	★★★★★	Occupancy Rate	1.4%	30.4%	46.4%	78.2%
% Medicare Days in Ultra/Very High RUGs	11.1%					
Routine Cost per Day	\$133.52					
Total Beds	62					

- More than half of New Jersey's nursing home residents receive financial assistance from Medicaid, the health care program for low-income individuals that is funded by the federal and state governments. Medicaid pays nursing homes significantly lower than the cost of care. An American Health Care Association study indicates New Jersey Medicaid pays nursing homes 18 percent less than cost, resulting in an estimated \$500 million shortfall statewide between the Medicaid rate and the actual cost of care in 2013.

Community Need



New Jersey is striving to reduce institutional long term care use under Medicaid. However, the demographic trend for New Jersey indicates that nursing home bed capacity must remain stable to accommodate the need for advanced care among the oldest and frailest.

National data indicates that on average, 35 percent of people aged 65+ will enter a nursing home for varying lengths of stay. In addition, New Jersey's elderly population is projected to increase by 27.2 percent between 2010 and 2020, and by an additional 27.1 percent between 2020 and 2030, yielding approximately 1.9 million elderly residents by 2030.

The need for St Catherine of Siena's services will continue to increase as the Baby-Boom generation ages.



Note: Figures may not add due to rounding.

ST JOSEPH'S HOME AL & NC, INC

Ownership: Nonprofit

BPCI Model Participation: None

Annual Contributions to Local and State Economy

Total Expenditures: \$7,241,400

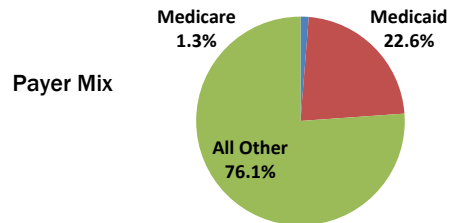
- 96 full-time equivalent jobs (salaried and contract), including key areas such as

Therapists	0	Dietary & Housekeeping	16
Nurses: 59 total, including		Contract Labor: 8 total, including	
■ Registered Nurses (RNs)	4	■ Nursing	7
■ Licensed Practical Nurses (LPNs)	9	■ Therapists	1
■ Certified Nursing Assistants (CNAs)	46	■ Other	0
Administrative	2	Plant Operations and Maintenance	1

- New Jersey nursing homes are subject to a quarterly assessment of \$11.92 per non-Medicare day. Annually, this tax totals \$431,421 for St Joseph's Home AL & NC, Inc.
- Total Employee Payroll: \$2,905,711
- Estimated State Income Taxes Paid by Employees: \$160,541

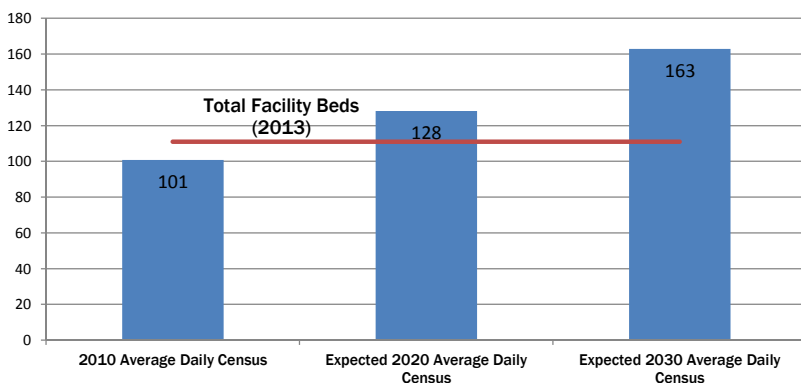
Statistical Profile

■ Medicare Ratings (from 1 to 5 stars)		Avg. Daily Census	Medicare 1.3	Medicaid 22.7	All Other 76.5	Total 100.4
Medicare Overall Rating	★★★★★	Avg. Length of Stay	78.5	827.8	997.0	833.3
Medicare Quality Measure Rating	★★★★★	Occupancy Rate	1.2%	20.4%	68.9%	90.5%
% Medicare Days in Ultra/Very High RUGs	85.6%					
Routine Cost per Day	\$114.99					
Total Beds	111					



- More than half of New Jersey's nursing home residents receive financial assistance from Medicaid, the health care program for low-income individuals that is funded by the federal and state governments. Medicaid pays nursing homes significantly lower than the cost of care. An American Health Care Association study indicates New Jersey Medicaid pays nursing homes 18 percent less than cost, resulting in an estimated \$500 million shortfall statewide between the Medicaid rate and the actual cost of care in 2013.

Community Need



New Jersey is striving to reduce institutional long term care use under Medicaid. However, the demographic trend for New Jersey indicates that nursing home bed capacity must remain stable to accommodate the need for advanced care among the oldest and frailest.

National data indicates that on average, 35 percent of people aged 65+ will enter a nursing home for varying lengths of stay. In addition, New Jersey's elderly population is projected to increase by 27.2 percent between 2010 and 2020, and by an additional 27.1 percent between 2020 and 2030, yielding approximately 1.9 million elderly residents by 2030.

The need for St Joseph's Home AL & NC, Inc's services will continue to increase as the Baby-Boom generation ages.



Note: Figures may not add due to rounding.

ST JOSEPH'S HOME FOR ELDERLY

Ownership: Nonprofit

BPCI Model Participation: None

Annual Contributions to Local and State Economy

Total Expenditures: \$7,876,300

- 106 full-time equivalent jobs (salaried and contract), including key areas such as

Therapists	0	Dietary & Housekeeping	31
Nurses: 44 total, including		Contract Labor: 4 total, including	
■ Registered Nurses (RNs)	10	■ Nursing	2
■ Licensed Practical Nurses (LPNs)	2	■ Therapists	2
■ Certified Nursing Assistants (CNAs)	32	■ Other	0
Administrative	8	Plant Operations and Maintenance	4

- New Jersey nursing homes are subject to a quarterly assessment of \$11.92 per non-Medicare day. Annually, this tax totals \$169,693 for St Joseph's Home For Elderly.
- Total Employee Payroll: \$3,920,576
- Estimated State Income Taxes Paid by Employees: \$216,612

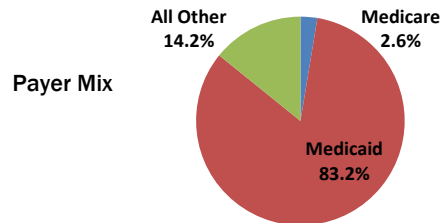
Statistical Profile

- Medicare Ratings (from 1 to 5 stars)

Medicare Overall Rating ★★★★★
 Medicare Quality Measure Rating ★★

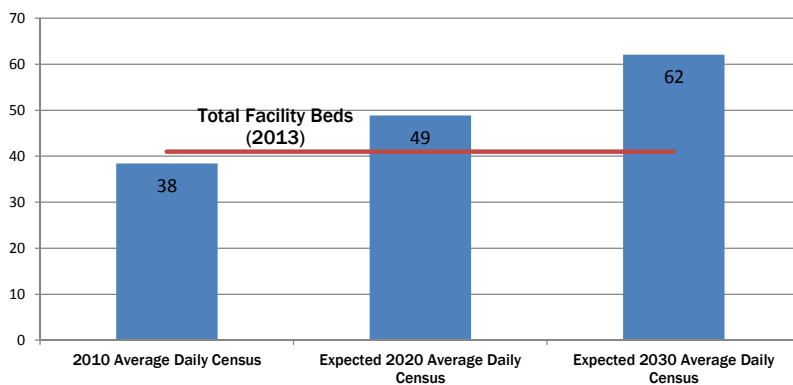
% Medicare Days in Ultra/Very High RUGs 70.5%
 Routine Cost per Day \$312.09
 Total Beds 41

	Medicare	Medicaid	All Other	Total
Avg. Daily Census	1.0	33.3	5.7	40.0
Avg. Length of Stay	380.0	2,027.2	2,073.0	1,827.0
Occupancy Rate	2.5%	81.3%	13.9%	97.7%



- More than half of New Jersey's nursing home residents receive financial assistance from Medicaid, the health care program for low-income individuals that is funded by the federal and state governments. Medicaid pays nursing homes significantly less than the cost of care. An American Health Care Association study indicates New Jersey Medicaid pays nursing homes 18 percent less than cost, resulting in an estimated \$500 million shortfall statewide between the Medicaid rate and the actual cost of care in 2013.

Community Need



New Jersey is striving to reduce institutional long term care use under Medicaid. However, the demographic trend for New Jersey indicates that nursing home bed capacity must remain stable to accommodate the need for advanced care among the oldest and frailest.

National data indicates that on average, 35 percent of people aged 65+ will enter a nursing home for varying lengths of stay. In addition, New Jersey's elderly population is projected to increase by 27.2 percent between 2010 and 2020, and by an additional 27.1 percent between 2020 and 2030, yielding approximately 1.9 million elderly residents by 2030.

The need for St Joseph's Home For Elderly's services will continue to increase as the Baby-Boom generation ages.

Note: Figures may not add due to rounding.



ST. LAWRENCE REHABILITATION CENTER

Ownership: Nonprofit

BPCI Model Participation: None

Annual Contributions to Local and State Economy

Total Expenditures: \$2,974,000

- 60 full-time equivalent jobs (salaried and contract), including therapists, nurses, dietary and housekeeping, plant operations and maintenance, administrative and contract labor.

¹ This provider reports its data as a subprovider on another facility's Medicare Cost Report. Subproviders are required to submit a more limited set of data to Medicare on their annual cost reports.

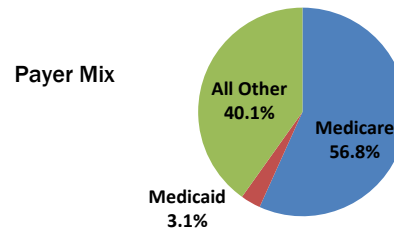
As a result, certain sections of this report cannot be presented for nursing homes reporting as subproviders, as CMS does not collect the necessary data.

Information affected by this data reporting structure include the detailed breakout of FTE jobs by position and the calculation of average length of stay.

- New Jersey nursing homes are subject to a quarterly assessment of \$11.92 per non-Medicare day. Annually, this tax totals \$90,330 for St. Lawrence Rehabilitation Center.
- Total Employee Payroll: \$2,880,359
- Estimated State Income Taxes Paid by Employees: \$159,140

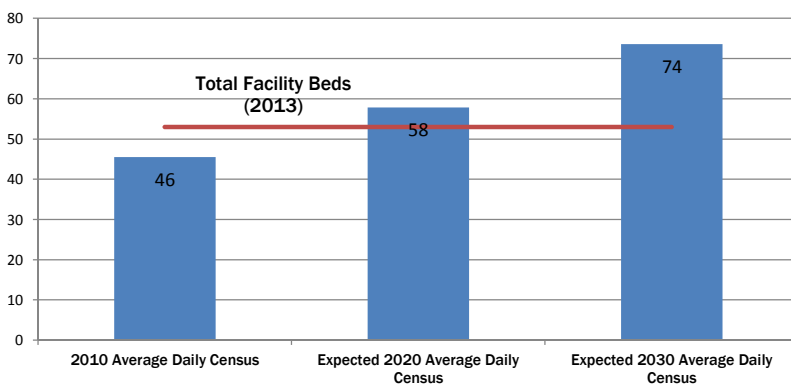
Statistical Profile

		Medicare	Medicaid	All Other	Total
■ Medicare Ratings (from 1 to 5 stars)		27.2	1.5	19.3	48.0
	Avg. Daily Census	N/A ¹	N/A ¹	N/A ¹	N/A ¹
	Avg. Length of Stay	51.4%	2.8%	36.4%	90.6%
	Occupancy Rate				
Medicare Overall Rating	★★★★★				
Medicare Quality Measure Rating	★★★★★				
% Medicare Days in Ultra/Very High RUGs	96.0%				
Routine Cost per Day	\$455.37				
Total Beds	53				



- More than half of New Jersey's nursing home residents receive financial assistance from Medicaid, the health care program for low-income individuals that is funded by the federal and state governments. Medicaid pays nursing homes significantly lower than the cost of care. An American Health Care Association study indicates New Jersey Medicaid pays nursing homes 18 percent less than cost, resulting in an estimated \$500 million shortfall statewide between the Medicaid rate and the actual cost of care in 2013.

Community Need



New Jersey is striving to reduce institutional long term care use under Medicaid. However, the demographic trend for New Jersey indicates that nursing home bed capacity must remain stable to accommodate the need for advanced care among the oldest and frailest.

National data indicates that on average, 35 percent of people aged 65+ will enter a nursing home for varying lengths of stay. In addition, New Jersey's elderly population is projected to increase by 27.2 percent between 2010 and 2020, and by an additional 27.1 percent between 2020 and 2030, yielding approximately 1.9 million elderly residents by 2030.

The need for St. Lawrence Rehabilitation Center's services will continue to increase as the Baby-Boom generation ages.



Note: Figures may not add due to rounding.

ST MARY'S CATHOLIC HOME

Ownership: Nonprofit

BPCI Model Participation: None

Annual Contributions to Local and State Economy

Total Expenditures: \$21,364,100

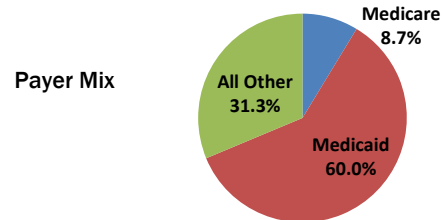
- 264 full-time equivalent jobs (salaried and contract), including key areas such as

Therapists	0	Dietary & Housekeeping	47
Nurses: 130 total, including		Contract Labor: 6 total, including	
■ Registered Nurses (RNs)	14	■ Nursing	2
■ Licensed Practical Nurses (LPNs)	23	■ Therapists	4
■ Certified Nursing Assistants (CNAs)	92	■ Other	0
Administrative	12	Plant Operations and Maintenance	4

- New Jersey nursing homes are subject to a quarterly assessment of \$11.92 per non-Medicare day. Annually, this tax totals \$804,564 for St Mary's Catholic Home.
- Total Employee Payroll: \$9,293,062
- Estimated State Income Taxes Paid by Employees: \$513,442

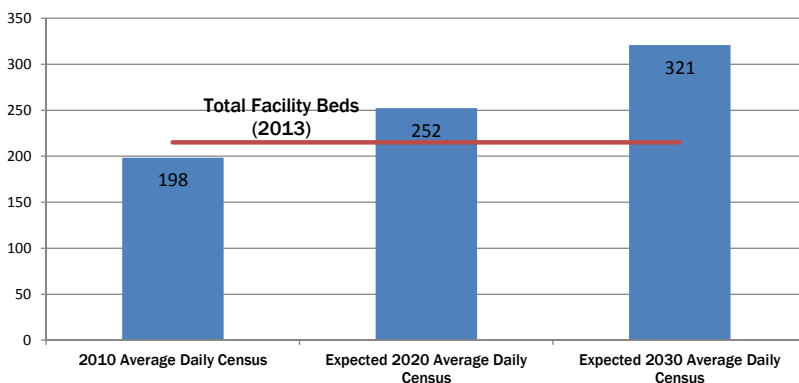
Statistical Profile

■ Medicare Ratings (from 1 to 5 stars)		Avg. Daily Census	Medicare 17.6	Medicaid 121.5	All Other 63.4	Total 202.5
Medicare Overall Rating	★★★	Avg. Length of Stay	33.8	2,218.1	251.5	244.8
Medicare Quality Measure Rating	★★★★★	Occupancy Rate	8.2%	56.5%	29.5%	94.2%
% Medicare Days in Ultra/Very High RUGs	80.4%					
Routine Cost per Day	\$230.73					
Total Beds	215					



- More than half of New Jersey's nursing home residents receive financial assistance from Medicaid, the health care program for low-income individuals that is funded by the federal and state governments. Medicaid pays nursing homes significantly lower than the cost of care. An American Health Care Association study indicates New Jersey Medicaid pays nursing homes 18 percent less than cost, resulting in an estimated \$500 million shortfall statewide between the Medicaid rate and the actual cost of care in 2013.

Community Need



New Jersey is striving to reduce institutional long term care use under Medicaid. However, the demographic trend for New Jersey indicates that nursing home bed capacity must remain stable to accommodate the need for advanced care among the oldest and frailest.

National data indicates that on average, 35 percent of people aged 65+ will enter a nursing home for varying lengths of stay. In addition, New Jersey's elderly population is projected to increase by 27.2 percent between 2010 and 2020, and by an additional 27.1 percent between 2020 and 2030, yielding approximately 1.9 million elderly residents by 2030.

The need for St Mary's Catholic Home's services will continue to increase as the Baby-Boom generation ages.



Note: Figures may not add due to rounding.

ST VINCENT'S NURSING HOME

Ownership: Nonprofit

BPCI Model Participation: None

Annual Contributions to Local and State Economy

Total Expenditures: \$12,979,200

- 148 full-time equivalent jobs (salaried and contract), including key areas such as

Therapists	0	Dietary & Housekeeping	33
Nurses: 97 total, including		Contract Labor: 0 total, including	
■ Registered Nurses (RNs)	30	■ Nursing	0
■ Licensed Practical Nurses (LPNs)	3	■ Therapists	0
■ Certified Nursing Assistants (CNAs)	63	■ Other	0
Administrative	8	Plant Operations and Maintenance	3

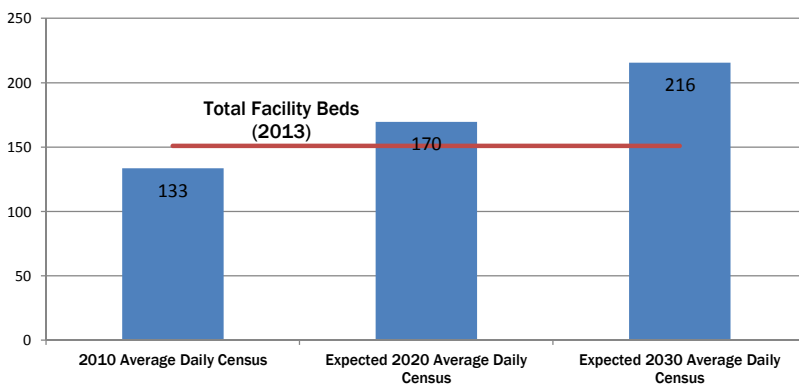
- New Jersey nursing homes are subject to a quarterly assessment of \$11.92 per non-Medicare day. Annually, this tax totals \$563,268 for St Vincent's Nursing Home.
- Total Employee Payroll: \$6,716,808
- Estimated State Income Taxes Paid by Employees: \$371,104

Statistical Profile

■ Medicare Ratings (from 1 to 5 stars)		Avg. Daily Census	Medicare 7.5	Medicaid 89.9	All Other 39.5	Total 136.9
Medicare Overall Rating	★★★	Avg. Length of Stay	77.9	2,734.9	465.6	640.8
Medicare Quality Measure Rating	★★★★★	Occupancy Rate	4.9%	59.5%	26.2%	90.7%
% Medicare Days in Ultra/Very High RUGs	71.0%	Payer Mix				
Routine Cost per Day	\$238.03					
Total Beds	151					

- More than half of New Jersey's nursing home residents receive financial assistance from Medicaid, the health care program for low-income individuals that is funded by the federal and state governments. Medicaid pays nursing homes significantly lower than the cost of care. An American Health Care Association study indicates New Jersey Medicaid pays nursing homes 18 percent less than cost, resulting in an estimated \$500 million shortfall statewide between the Medicaid rate and the actual cost of care in 2013.

Community Need



New Jersey is striving to reduce institutional long term care use under Medicaid. However, the demographic trend for New Jersey indicates that nursing home bed capacity must remain stable to accommodate the need for advanced care among the oldest and frailest.

National data indicates that on average, 35 percent of people aged 65+ will enter a nursing home for varying lengths of stay. In addition, New Jersey's elderly population is projected to increase by 27.2 percent between 2010 and 2020, and by an additional 27.1 percent between 2020 and 2030, yielding approximately 1.9 million elderly residents by 2030.

The need for St Vincent's Nursing Home's services will continue to increase as the Baby-Boom generation ages.



Note: Figures may not add due to rounding.

STERLING MANOR

Ownership: For-profit

BPCI Model Participation: None

Annual Contributions to Local and State Economy

Total Expenditures: \$8,268,000

- 81 full-time equivalent jobs (salaried and contract), including key areas such as

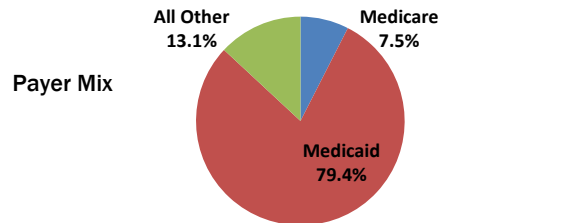
Therapists	0	Dietary & Housekeeping	10
Nurses: 0 total, including		Contract Labor: 66 total, including	
■ Registered Nurses (RNs)	0	■ Nursing	66
■ Licensed Practical Nurses (LPNs)	0	■ Therapists	0
■ Certified Nursing Assistants (CNAs)	0	■ Other	0
Administrative	0	Plant Operations and Maintenance	2

- New Jersey nursing homes are subject to a quarterly assessment of \$11.92 per non-Medicare day. Annually, this tax totals \$453,937 for Sterling Manor.
- Total Employee Payroll: \$333,675
- Estimated State Income Taxes Paid by Employees: \$18,436

Statistical Profile

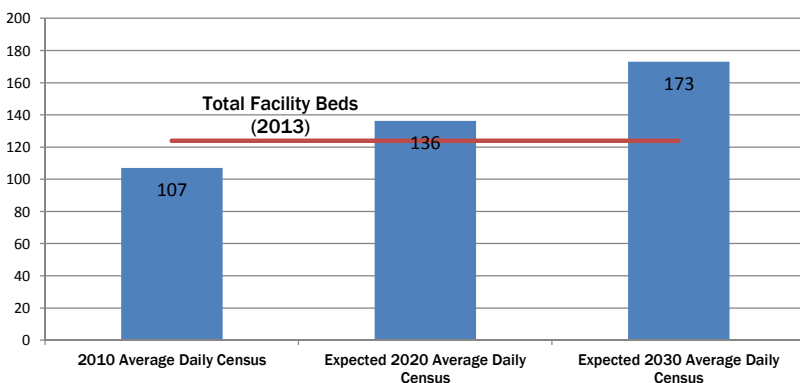
■ Medicare Ratings (from 1 to 5 stars)		Avg. Daily Census	Medicare 8.5	Medicaid 89.6	All Other 14.8	Total 112.8
Medicare Overall Rating	★★	Avg. Length of Stay	37.7	225.4	112.4	149.7
Medicare Quality Measure Rating	★★	Occupancy Rate	6.8%	72.2%	11.9%	91.0%

% Medicare Days in Ultra/Very High RUGs	74.6%
Routine Cost per Day	\$177.44
Total Beds	124



- More than half of New Jersey's nursing home residents receive financial assistance from Medicaid, the health care program for low-income individuals that is funded by the federal and state governments. Medicaid pays nursing homes significantly lower than the cost of care. An American Health Care Association study indicates New Jersey Medicaid pays nursing homes 18 percent less than cost, resulting in an estimated \$500 million shortfall statewide between the Medicaid rate and the actual cost of care in 2013.

Community Need



New Jersey is striving to reduce institutional long term care use under Medicaid. However, the demographic trend for New Jersey indicates that nursing home bed capacity must remain stable to accommodate the need for advanced care among the oldest and frailest.

National data indicates that on average, 35 percent of people aged 65+ will enter a nursing home for varying lengths of stay. In addition, New Jersey's elderly population is projected to increase by 27.2 percent between 2010 and 2020, and by an additional 27.1 percent between 2020 and 2030, yielding approximately 1.9 million elderly residents by 2030.

The need for Sterling Manor's services will continue to increase as the Baby-Boom generation ages.



Note: Figures may not add due to rounding.

STONEBRIDGE AT MONTGOMERY HEALTH CARE CENTER

Ownership: Nonprofit

BPCI Model Participation: None

Annual Contributions to Local and State Economy

Total Expenditures: \$23,255,500

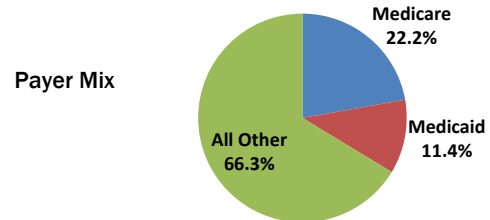
- 180 full-time equivalent jobs (salaried and contract), including key areas such as

Therapists	0	Dietary & Housekeeping	66
Nurses: 26 total, including		Contract Labor: 5 total, including	
■ Registered Nurses (RNs)	3	■ Nursing	0
■ Licensed Practical Nurses (LPNs)	8	■ Therapists	5
■ Certified Nursing Assistants (CNAs)	15	■ Other	0
Administrative	5	Plant Operations and Maintenance	15

- New Jersey nursing homes are subject to a quarterly assessment of \$11.92 per non-Medicare day. Annually, this tax totals \$121,644 for Stonebridge at Montgomery Health Care Center.
- Total Employee Payroll: \$6,587,296
- Estimated State Income Taxes Paid by Employees: \$363,948

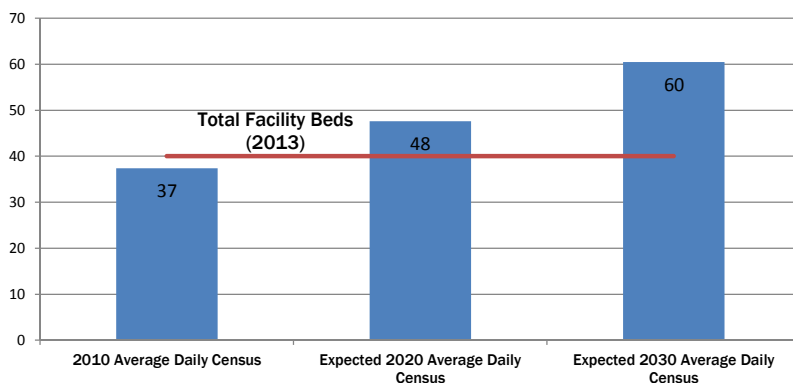
Statistical Profile

■ Medicare Ratings (from 1 to 5 stars)		Avg. Daily Census	Medicare 8.0	Medicaid 4.1	All Other 23.8	Total 35.9
Medicare Overall Rating	★★★★★	Avg. Length of Stay	33.5	1,501.0	263.8	108.4
Medicare Quality Measure Rating	★★★★★	Occupancy Rate	20.0%	10.3%	59.6%	89.9%
% Medicare Days in Ultra/Very High RUGs	82.7%					
Routine Cost per Day	\$356.66					
Total Beds	40					



- More than half of New Jersey's nursing home residents receive financial assistance from Medicaid, the health care program for low-income individuals that is funded by the federal and state governments. Medicaid pays nursing homes significantly lower than the cost of care. An American Health Care Association study indicates New Jersey Medicaid pays nursing homes 18 percent less than cost, resulting in an estimated \$500 million shortfall statewide between the Medicaid rate and the actual cost of care in 2013.

Community Need



New Jersey is striving to reduce institutional long term care use under Medicaid. However, the demographic trend for New Jersey indicates that nursing home bed capacity must remain stable to accommodate the need for advanced care among the oldest and frailest.

National data indicates that on average, 35 percent of people aged 65+ will enter a nursing home for varying lengths of stay. In addition, New Jersey's elderly population is projected to increase by 27.2 percent between 2010 and 2020, and by an additional 27.1 percent between 2020 and 2030, yielding approximately 1.9 million elderly residents by 2030.

The need for Stonebridge at Montgomery Health Care Center's services will continue to increase as the Baby-Boom generation ages.



Note: Figures may not add due to rounding.

STRATFORD MANOR REHABILITATION AND CARE CENTER

Ownership: For-profit

BPCI Model Participation: None

Annual Contributions to Local and State Economy

Total Expenditures: \$11,510,000

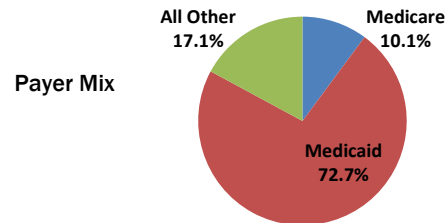
- 129 full-time equivalent jobs (salaried and contract), including key areas such as

Therapists	0	Dietary & Housekeeping	19
Nurses: 84 total, including		Contract Labor: 7 total, including	
■ Registered Nurses (RNs)	12	■ Nursing	0
■ Licensed Practical Nurses (LPNs)	15	■ Therapists	7
■ Certified Nursing Assistants (CNAs)	57	■ Other	0
Administrative	4	Plant Operations and Maintenance	0

- New Jersey nursing homes are subject to a quarterly assessment of \$11.92 per non-Medicare day. Annually, this tax totals \$459,802 for Stratford Manor Rehabilitation and Care Center.
- Total Employee Payroll: \$4,459,654
- Estimated State Income Taxes Paid by Employees: \$246,396

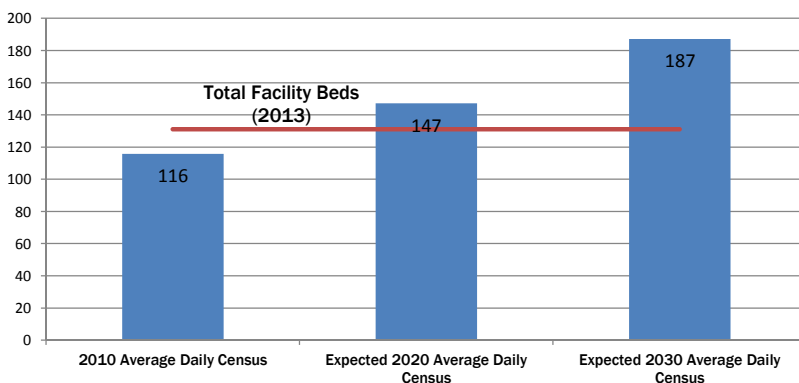
Statistical Profile

■ Medicare Ratings (from 1 to 5 stars)		Avg. Daily Census	Medicare 11.9	Medicaid 85.6	All Other 20.1	Total 117.6
Medicare Overall Rating	★★★	Avg. Length of Stay	34.3	262.4	56.1	113.9
Medicare Quality Measure Rating	★★★★★	Occupancy Rate	9.1%	65.3%	15.4%	89.8%
% Medicare Days in Ultra/Very High RUGs	78.5%					
Routine Cost per Day	\$208.20					
Total Beds	131					



- More than half of New Jersey's nursing home residents receive financial assistance from Medicaid, the health care program for low-income individuals that is funded by the federal and state governments. Medicaid pays nursing homes significantly lower than the cost of care. An American Health Care Association study indicates New Jersey Medicaid pays nursing homes 18 percent less than cost, resulting in an estimated \$500 million shortfall statewide between the Medicaid rate and the actual cost of care in 2013.

Community Need



New Jersey is striving to reduce institutional long term care use under Medicaid. However, the demographic trend for New Jersey indicates that nursing home bed capacity must remain stable to accommodate the need for advanced care among the oldest and frailest.

National data indicates that on average, 35 percent of people aged 65+ will enter a nursing home for varying lengths of stay. In addition, New Jersey's elderly population is projected to increase by 27.2 percent between 2010 and 2020, and by an additional 27.1 percent between 2020 and 2030, yielding approximately 1.9 million elderly residents by 2030.

The need for Stratford Manor Rehabilitation and Care Center's services will continue to increase as the Baby-Boom generation ages.



Note: Figures may not add due to rounding.

SUMMER HILL NURSING HOME

Ownership: For-profit

BPCI Model Participation: None

Annual Contributions to Local and State Economy

Total Expenditures: \$10,308,400

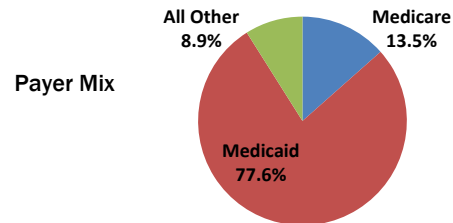
- 123 full-time equivalent jobs (salaried and contract), including key areas such as

Therapists	0	Dietary & Housekeeping	24
Nurses: 66 total, including		Contract Labor: 5 total, including	
■ Registered Nurses (RNs)	8	■ Nursing	0
■ Licensed Practical Nurses (LPNs)	17	■ Therapists	5
■ Certified Nursing Assistants (CNAs)	41	■ Other	0
Administrative	14	Plant Operations and Maintenance	3

- New Jersey nursing homes are subject to a quarterly assessment of \$11.92 per non-Medicare day. Annually, this tax totals \$408,177 for Summer Hill Nursing Home.
- Total Employee Payroll: \$4,759,781
- Estimated State Income Taxes Paid by Employees: \$262,978

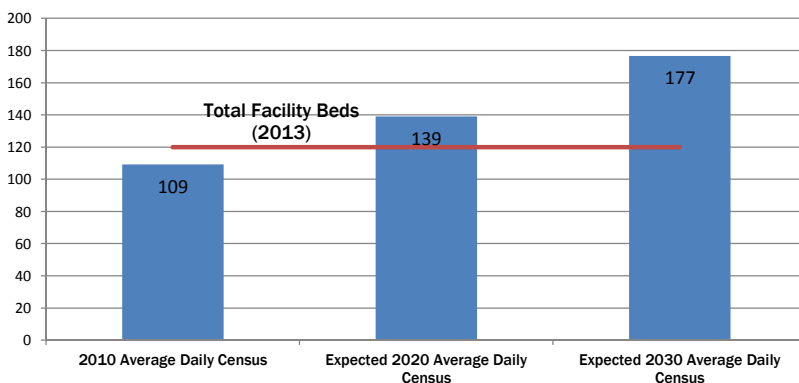
Statistical Profile

■ Medicare Ratings (from 1 to 5 stars)		Avg. Daily Census	Medicare 14.6	Medicaid 84.1	All Other 9.7	Total 108.4
Medicare Overall Rating	★★★★	Avg. Length of Stay	42.3	243.7	28.8	105.5
Medicare Quality Measure Rating	★★★★★	Occupancy Rate	12.2%	70.1%	8.1%	90.4%
% Medicare Days in Ultra/Very High RUGs	88.8%					
Routine Cost per Day	\$216.39					
Total Beds	120					



- More than half of New Jersey's nursing home residents receive financial assistance from Medicaid, the health care program for low-income individuals that is funded by the federal and state governments. Medicaid pays nursing homes significantly lower than the cost of care. An American Health Care Association study indicates New Jersey Medicaid pays nursing homes 18 percent less than cost, resulting in an estimated \$500 million shortfall statewide between the Medicaid rate and the actual cost of care in 2013.

Community Need



New Jersey is striving to reduce institutional long term care use under Medicaid. However, the demographic trend for New Jersey indicates that nursing home bed capacity must remain stable to accommodate the need for advanced care among the oldest and frailest.

National data indicates that on average, 35 percent of people aged 65+ will enter a nursing home for varying lengths of stay. In addition, New Jersey's elderly population is projected to increase by 27.2 percent between 2010 and 2020, and by an additional 27.1 percent between 2020 and 2030, yielding approximately 1.9 million elderly residents by 2030.

The need for Summer Hill Nursing Home's services will continue to increase as the Baby-Boom generation ages.



Note: Figures may not add due to rounding.

SUMMIT RIDGE CENTER

Ownership: For-profit

BPCI Model Participation: None

Annual Contributions to Local and State Economy

Total Expenditures: \$15,343,000

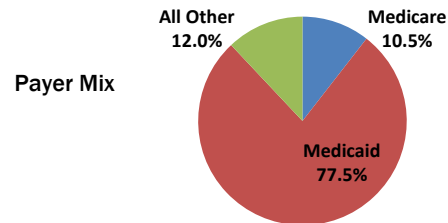
- 169 full-time equivalent jobs (salaried and contract), including key areas such as

Therapists	0	Dietary & Housekeeping	28
Nurses: 109 total, including		Contract Labor: 12 total, including	
■ Registered Nurses (RNs)	33	■ Nursing	0
■ Licensed Practical Nurses (LPNs)	17	■ Therapists	11
■ Certified Nursing Assistants (CNAs)	59	■ Other	0
Administrative	6	Plant Operations and Maintenance	2

- New Jersey nursing homes are subject to a quarterly assessment of \$11.92 per non-Medicare day. Annually, this tax totals \$557,415 for Summit Ridge Center.
- Total Employee Payroll: \$6,788,652
- Estimated State Income Taxes Paid by Employees: \$375,073

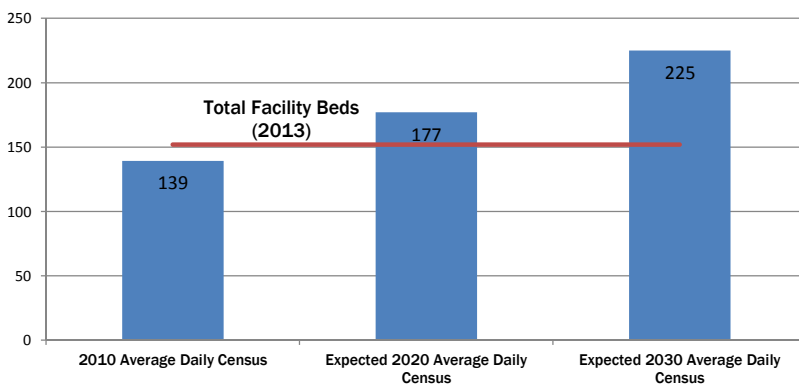
Statistical Profile

■ Medicare Ratings (from 1 to 5 stars)		Avg. Daily Census	Medicare 15.1	Medicaid 110.9	All Other 17.2	Total 143.2
Medicare Overall Rating	★★★★★	Avg. Length of Stay	44.4	449.9	39.0	139.4
Medicare Quality Measure Rating	★★★★★	Occupancy Rate	9.9%	73.0%	11.3%	94.2%
% Medicare Days in Ultra/Very High RUGs	72.4%					
Routine Cost per Day	\$224.22					
Total Beds	152					



- More than half of New Jersey's nursing home residents receive financial assistance from Medicaid, the health care program for low-income individuals that is funded by the federal and state governments. Medicaid pays nursing homes significantly lower than the cost of care. An American Health Care Association study indicates New Jersey Medicaid pays nursing homes 18 percent less than cost, resulting in an estimated \$500 million shortfall statewide between the Medicaid rate and the actual cost of care in 2013.

Community Need



New Jersey is striving to reduce institutional long term care use under Medicaid. However, the demographic trend for New Jersey indicates that nursing home bed capacity must remain stable to accommodate the need for advanced care among the oldest and frailest.

National data indicates that on average, 35 percent of people aged 65+ will enter a nursing home for varying lengths of stay. In addition, New Jersey's elderly population is projected to increase by 27.2 percent between 2010 and 2020, and by an additional 27.1 percent between 2020 and 2030, yielding approximately 1.9 million elderly residents by 2030.

The need for Summit Ridge Center's services will continue to increase as the Baby-Boom generation ages.



Note: Figures may not add due to rounding.

SUNNYSIDE MANOR, INC

Ownership: For-profit

BPCI Model Participation: None

Annual Contributions to Local and State Economy

Total Expenditures: \$5,463,400

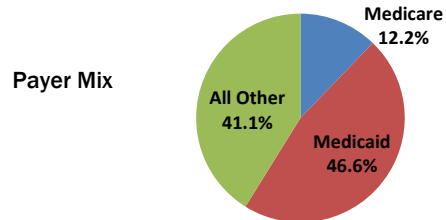
- 56 full-time equivalent jobs (salaried and contract), including key areas such as

Therapists	0	Dietary & Housekeeping	8
Nurses: 38 total, including		Contract Labor: 0 total, including	
■ Registered Nurses (RNs)	5	■ Nursing	0
■ Licensed Practical Nurses (LPNs)	6	■ Therapists	0
■ Certified Nursing Assistants (CNAs)	28	■ Other	0
Administrative	4	Plant Operations and Maintenance	2

- New Jersey nursing homes are subject to a quarterly assessment of \$11.92 per non-Medicare day. Annually, this tax totals \$232,023 for Sunnyside Manor, Inc.
- Total Employee Payroll: \$2,667,897
- Estimated State Income Taxes Paid by Employees: \$147,401

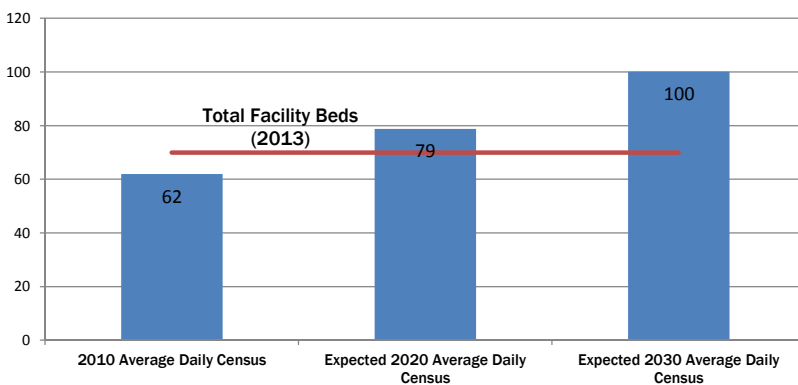
Statistical Profile

■ Medicare Ratings (from 1 to 5 stars)		Avg. Daily Census	Medicare 7.4	Medicaid 28.3	All Other 25.0	Total 60.8
Medicare Overall Rating	★★★★★	Avg. Length of Stay	60.2	1,477.7	2,280.3	396.0
Medicare Quality Measure Rating	★★★★★	Occupancy Rate	10.6%	40.5%	35.7%	86.8%
% Medicare Days in Ultra/Very High RUGs	85.8%					
Routine Cost per Day	\$191.68					
Total Beds	70					



- More than half of New Jersey's nursing home residents receive financial assistance from Medicaid, the health care program for low-income individuals that is funded by the federal and state governments. Medicaid pays nursing homes significantly less than the cost of care. An American Health Care Association study indicates New Jersey Medicaid pays nursing homes 18 percent less than cost, resulting in an estimated \$500 million shortfall statewide between the Medicaid rate and the actual cost of care in 2013.

Community Need



New Jersey is striving to reduce institutional long term care use under Medicaid. However, the demographic trend for New Jersey indicates that nursing home bed capacity must remain stable to accommodate the need for advanced care among the oldest and frailest.

National data indicates that on average, 35 percent of people aged 65+ will enter a nursing home for varying lengths of stay. In addition, New Jersey's elderly population is projected to increase by 27.2 percent between 2010 and 2020, and by an additional 27.1 percent between 2020 and 2030, yielding approximately 1.9 million elderly residents by 2030.

The need for Sunnyside Manor, Inc's services will continue to increase as the Baby-Boom generation ages.



Note: Figures may not add due to rounding.

TALLWOODS CARE CENTER

Ownership: For-profit

BPCI Model Participation: None

Annual Contributions to Local and State Economy

Total Expenditures: \$14,874,100

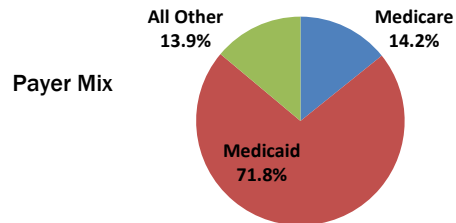
- 182 full-time equivalent jobs (salaried and contract), including key areas such as

Therapists	0	Dietary & Housekeeping	34
Nurses: 106 total, including		Contract Labor: 8 total, including	
■ Registered Nurses (RNs)	10	■ Nursing	0
■ Licensed Practical Nurses (LPNs)	29	■ Therapists	8
■ Certified Nursing Assistants (CNAs)	66	■ Other	0
Administrative	12	Plant Operations and Maintenance	3

- New Jersey nursing homes are subject to a quarterly assessment of \$11.92 per non-Medicare day. Annually, this tax totals \$614,631 for Tallwoods Care Center.
- Total Employee Payroll: \$6,880,357
- Estimated State Income Taxes Paid by Employees: \$380,140

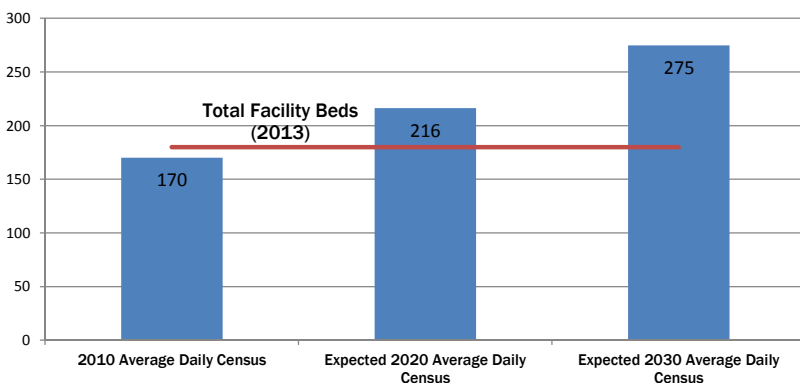
Statistical Profile

■ Medicare Ratings (from 1 to 5 stars)		Avg. Daily Census	Medicare 23.4	Medicaid 118.3	All Other 22.9	Total 164.7
Medicare Overall Rating	★	Avg. Length of Stay	33.3	315.2	63.0	114.1
Medicare Quality Measure Rating	★★★★	Occupancy Rate	13.0%	65.7%	12.7%	91.5%
% Medicare Days in Ultra/Very High RUGs	77.5%					
Routine Cost per Day	\$218.75					
Total Beds	180					



- More than half of New Jersey's nursing home residents receive financial assistance from Medicaid, the health care program for low-income individuals that is funded by the federal and state governments. Medicaid pays nursing homes significantly lower than the cost of care. An American Health Care Association study indicates New Jersey Medicaid pays nursing homes 18 percent less than cost, resulting in an estimated \$500 million shortfall statewide between the Medicaid rate and the actual cost of care in 2013.

Community Need



New Jersey is striving to reduce institutional long term care use under Medicaid. However, the demographic trend for New Jersey indicates that nursing home bed capacity must remain stable to accommodate the need for advanced care among the oldest and frailest.

National data indicates that on average, 35 percent of people aged 65+ will enter a nursing home for varying lengths of stay. In addition, New Jersey's elderly population is projected to increase by 27.2 percent between 2010 and 2020, and by an additional 27.1 percent between 2020 and 2030, yielding approximately 1.9 million elderly residents by 2030.

The need for Tallwoods Care Center's services will continue to increase as the Baby-Boom generation ages.



Note: Figures may not add due to rounding.

TEANECK NURSING CENTER

Ownership: For-profit

BPCI Model Participation: None

Annual Contributions to Local and State Economy

Total Expenditures: \$9,089,800

- 70 full-time equivalent jobs (salaried and contract), including key areas such as

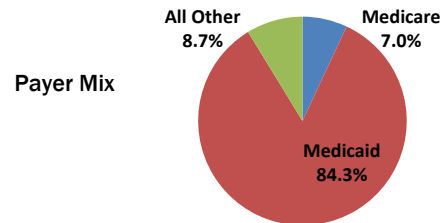
Therapists	0	Dietary & Housekeeping	8
Nurses: 0 total, including		Contract Labor: 56 total, including	
■ Registered Nurses (RNs)	0	■ Nursing	56
■ Licensed Practical Nurses (LPNs)	0	■ Therapists	0
■ Certified Nursing Assistants (CNAs)	0	■ Other	0
Administrative	0	Plant Operations and Maintenance	2

- New Jersey nursing homes are subject to a quarterly assessment of \$11.92 per non-Medicare day. Annually, this tax totals \$407,807 for Teaneck Nursing Center.
- Total Employee Payroll: \$395,527
- Estimated State Income Taxes Paid by Employees: \$21,853

Statistical Profile

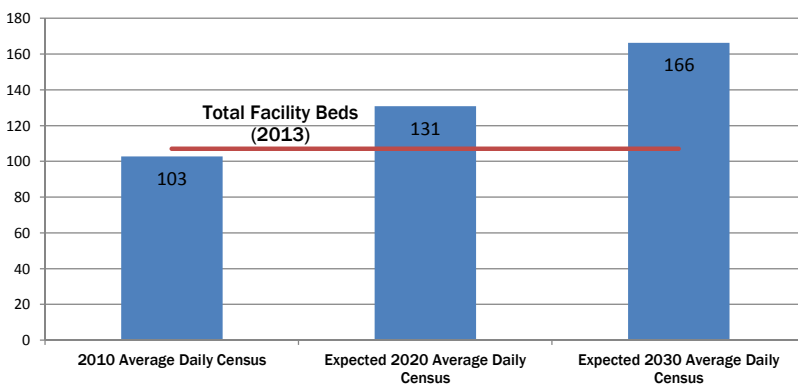
<ul style="list-style-type: none"> Medicare Ratings (from 1 to 5 stars) 			Medicare	Medicaid	All Other	Total	
	Medicare Overall Rating	★	Avg. Daily Census	7.0	84.9	8.8	100.8
	Medicare Quality Measure Rating	★★	Avg. Length of Stay	64.2	553.6	214.1	331.3
			Occupancy Rate	6.6%	79.4%	8.2%	94.2%

% Medicare Days in Ultra/Very High RUGs	89.5%
Routine Cost per Day	\$220.27
Total Beds	107



- More than half of New Jersey's nursing home residents receive financial assistance from Medicaid, the health care program for low-income individuals that is funded by the federal and state governments. Medicaid pays nursing homes significantly less than the cost of care. An American Health Care Association study indicates New Jersey Medicaid pays nursing homes 18 percent less than cost, resulting in an estimated \$500 million shortfall statewide between the Medicaid rate and the actual cost of care in 2013.

Community Need



New Jersey is striving to reduce institutional long term care use under Medicaid. However, the demographic trend for New Jersey indicates that nursing home bed capacity must remain stable to accommodate the need for advanced care among the oldest and frailest.

National data indicates that on average, 35 percent of people aged 65+ will enter a nursing home for varying lengths of stay. In addition, New Jersey's elderly population is projected to increase by 27.2 percent between 2010 and 2020, and by an additional 27.1 percent between 2020 and 2030, yielding approximately 1.9 million elderly residents by 2030.

The need for Teaneck Nursing Center's services will continue to increase as the Baby-Boom generation ages.



Note: Figures may not add due to rounding.

THE ACTORS FUND HOME

Ownership: Nonprofit

BPCI Model Participation: None

Annual Contributions to Local and State Economy

Total Expenditures: \$10,769,100

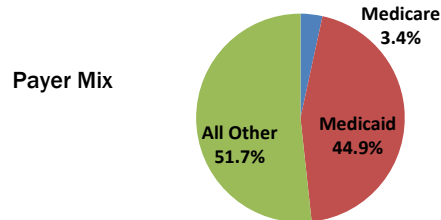
- 118 full-time equivalent jobs (salaried and contract), including key areas such as

Therapists	0	Dietary & Housekeeping	30
Nurses: 59 total, including		Contract Labor: 0 total, including	
■ Registered Nurses (RNs)	12	■ Nursing	0
■ Licensed Practical Nurses (LPNs)	8	■ Therapists	0
■ Certified Nursing Assistants (CNAs)	40	■ Other	0
Administrative	12	Plant Operations and Maintenance	3

- New Jersey nursing homes are subject to a quarterly assessment of \$11.92 per non-Medicare day. Annually, this tax totals \$492,070 for The Actors Fund Home.
- Total Employee Payroll: \$5,116,714
- Estimated State Income Taxes Paid by Employees: \$282,698

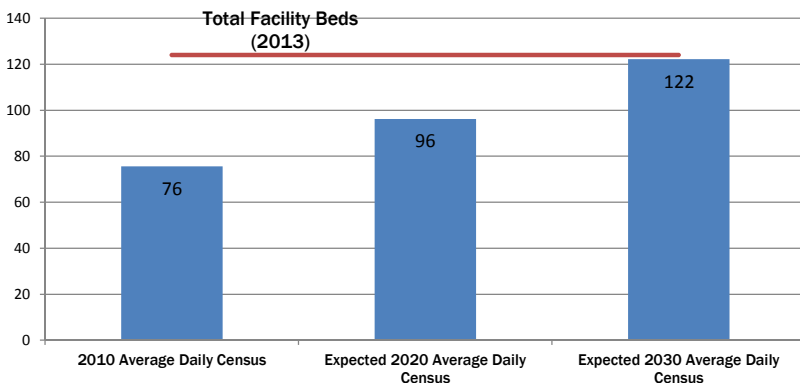
Statistical Profile

■ Medicare Ratings (from 1 to 5 stars)		Avg. Daily Census	Medicare 4.0	Medicaid 52.6	All Other 60.5	Total 117.1
Medicare Overall Rating	★★★★★	Avg. Length of Stay	97.0	1,743.9	0.0	1,643.7
Medicare Quality Measure Rating	★★★★★	Occupancy Rate	3.2%	42.4%	48.8%	94.4%
% Medicare Days in Ultra/Very High RUGs	96.2%					
Routine Cost per Day	\$201.43					
Total Beds	124					



- More than half of New Jersey's nursing home residents receive financial assistance from Medicaid, the health care program for low-income individuals that is funded by the federal and state governments. Medicaid pays nursing homes significantly lower than the cost of care. An American Health Care Association study indicates New Jersey Medicaid pays nursing homes 18 percent less than cost, resulting in an estimated \$500 million shortfall statewide between the Medicaid rate and the actual cost of care in 2013.

Community Need



New Jersey is striving to reduce institutional long term care use under Medicaid. However, the demographic trend for New Jersey indicates that nursing home bed capacity must remain stable to accommodate the need for advanced care among the oldest and frailest.

National data indicates that on average, 35 percent of people aged 65+ will enter a nursing home for varying lengths of stay. In addition, New Jersey's elderly population is projected to increase by 27.2 percent between 2010 and 2020, and by an additional 27.1 percent between 2020 and 2030, yielding approximately 1.9 million elderly residents by 2030.

The need for The Actors Fund Home's services will continue to increase as the Baby-Boom generation ages.



Note: Figures may not add due to rounding.

THE MANOR

Ownership: Nonprofit

BPCI Model Participation: None

Annual Contributions to Local and State Economy

Total Expenditures: \$13,520,700

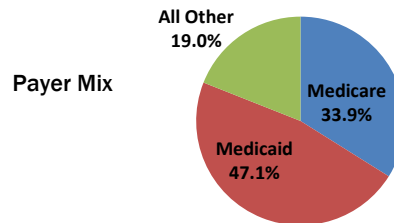
- 147 full-time equivalent jobs (salaried and contract), including key areas such as

Therapists	13	Dietary & Housekeeping	27
Nurses: 77 total, including		Contract Labor: 4 total, including	
■ Registered Nurses (RNs)	10	■ Nursing	0
■ Licensed Practical Nurses (LPNs)	22	■ Therapists	4
■ Certified Nursing Assistants (CNAs)	45	■ Other	0
Administrative	9	Plant Operations and Maintenance	2

- New Jersey nursing homes are subject to a quarterly assessment of \$11.92 per non-Medicare day. Annually, this tax totals \$335,155 for The Manor.
- Total Employee Payroll: \$7,313,161
- Estimated State Income Taxes Paid by Employees: \$404,052

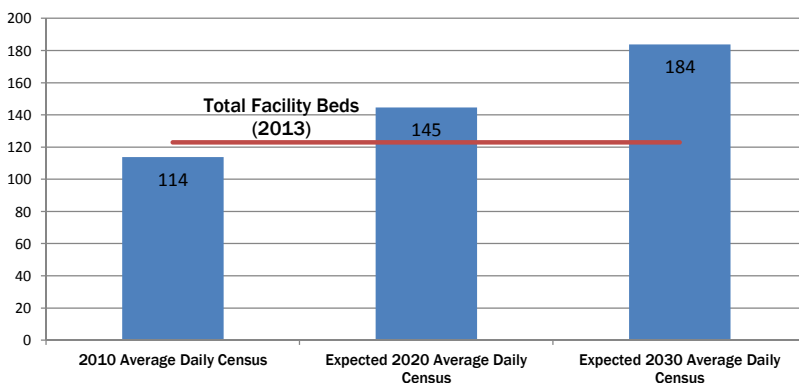
Statistical Profile

■ Medicare Ratings (from 1 to 5 stars)		Avg. Daily Census	Medicare 39.6	Medicaid 54.9	All Other 22.1	Total 116.6
Medicare Overall Rating	★★★★	Avg. Length of Stay	23.3	770.7	30.8	46.9
Medicare Quality Measure Rating	★★★	Occupancy Rate	32.2%	44.6%	18.0%	94.8%
% Medicare Days in Ultra/Very High RUGs	78.1%					
Routine Cost per Day	\$227.58					
Total Beds	123					



- More than half of New Jersey's nursing home residents receive financial assistance from Medicaid, the health care program for low-income individuals that is funded by the federal and state governments. Medicaid pays nursing homes significantly less than the cost of care. An American Health Care Association study indicates New Jersey Medicaid pays nursing homes 18 percent less than cost, resulting in an estimated \$500 million shortfall statewide between the Medicaid rate and the actual cost of care in 2013.

Community Need



New Jersey is striving to reduce institutional long term care use under Medicaid. However, the demographic trend for New Jersey indicates that nursing home bed capacity must remain stable to accommodate the need for advanced care among the oldest and frailest.

National data indicates that on average, 35 percent of people aged 65+ will enter a nursing home for varying lengths of stay. In addition, New Jersey's elderly population is projected to increase by 27.2 percent between 2010 and 2020, and by an additional 27.1 percent between 2020 and 2030, yielding approximately 1.9 million elderly residents by 2030.

The need for The Manor's services will continue to increase as the Baby-Boom generation ages.



Note: Figures may not add due to rounding.

THE WOODLANDS

Ownership: For-profit

BPCI Model Participation: Model 3

Annual Contributions to Local and State Economy

Total Expenditures: \$12,124,500

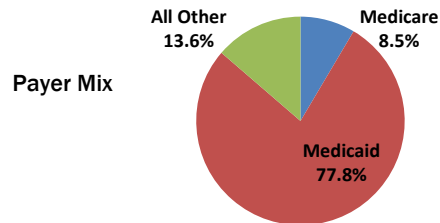
- 133 full-time equivalent jobs (salaried and contract), including key areas such as

Therapists	0	Dietary & Housekeeping	27
Nurses: 80 total, including		Contract Labor: 7 total, including	
■ Registered Nurses (RNs)	20	■ Nursing	0
■ Licensed Practical Nurses (LPNs)	12	■ Therapists	7
■ Certified Nursing Assistants (CNAs)	47	■ Other	0
Administrative	8	Plant Operations and Maintenance	2

- New Jersey nursing homes are subject to a quarterly assessment of \$11.92 per non-Medicare day. Annually, this tax totals \$444,688 for The Woodlands.
- Total Employee Payroll: \$5,318,986
- Estimated State Income Taxes Paid by Employees: \$293,874

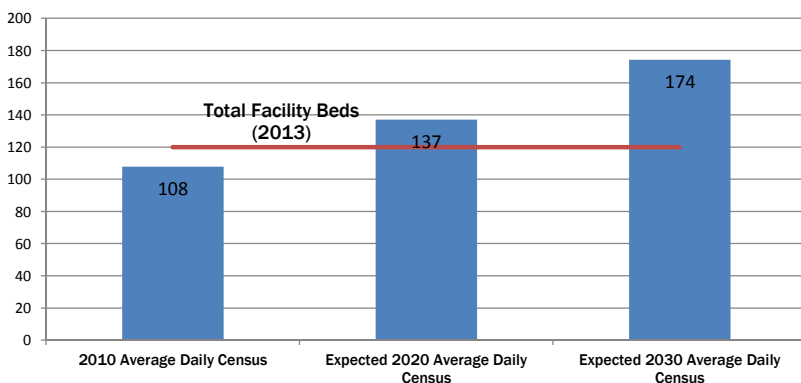
Statistical Profile

■ Medicare Ratings (from 1 to 5 stars)		Avg. Daily Census	Medicare 9.5	Medicaid 87.0	All Other 15.2	Total 111.7
Medicare Overall Rating	★★★★	Avg. Length of Stay	31.5	933.6	74.2	186.2
Medicare Quality Measure Rating	★★★★	Occupancy Rate	7.9%	72.5%	12.7%	93.1%
% Medicare Days in Ultra/Very High RUGs	90.3%					
Routine Cost per Day	\$245.20					
Total Beds	120					



- More than half of New Jersey's nursing home residents receive financial assistance from Medicaid, the health care program for low-income individuals that is funded by the federal and state governments. Medicaid pays nursing homes significantly lower than the cost of care. An American Health Care Association study indicates New Jersey Medicaid pays nursing homes 18 percent less than cost, resulting in an estimated \$500 million shortfall statewide between the Medicaid rate and the actual cost of care in 2013.

Community Need



New Jersey is striving to reduce institutional long term care use under Medicaid. However, the demographic trend for New Jersey indicates that nursing home bed capacity must remain stable to accommodate the need for advanced care among the oldest and frailest.

National data indicates that on average, 35 percent of people aged 65+ will enter a nursing home for varying lengths of stay. In addition, New Jersey's elderly population is projected to increase by 27.2 percent between 2010 and 2020, and by an additional 27.1 percent between 2020 and 2030, yielding approximately 1.9 million elderly residents by 2030.

The need for The Woodlands's services will continue to increase as the Baby-Boom generation ages.



Note: Figures may not add due to rounding.

TOWER LODGE CARE CENTER

Ownership: For-profit

BPCI Model Participation: None

Annual Contributions to Local and State Economy

Total Expenditures: \$4,405,000

- 54 full-time equivalent jobs (salaried and contract), including key areas such as

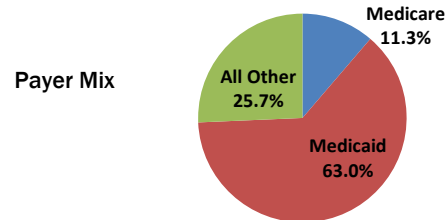
Therapists	0	Dietary & Housekeeping	7
Nurses: 29 total, including		Contract Labor: 5 total, including	
■ Registered Nurses (RNs)	4	■ Nursing	2
■ Licensed Practical Nurses (LPNs)	6	■ Therapists	3
■ Certified Nursing Assistants (CNAs)	18	■ Other	0
Administrative	5	Plant Operations and Maintenance	1

- New Jersey nursing homes are subject to a quarterly assessment of \$11.92 per non-Medicare day. Annually, this tax totals \$187,096 for Tower Lodge Care Center.
- Total Employee Payroll: \$1,922,437
- Estimated State Income Taxes Paid by Employees: \$106,215

Statistical Profile

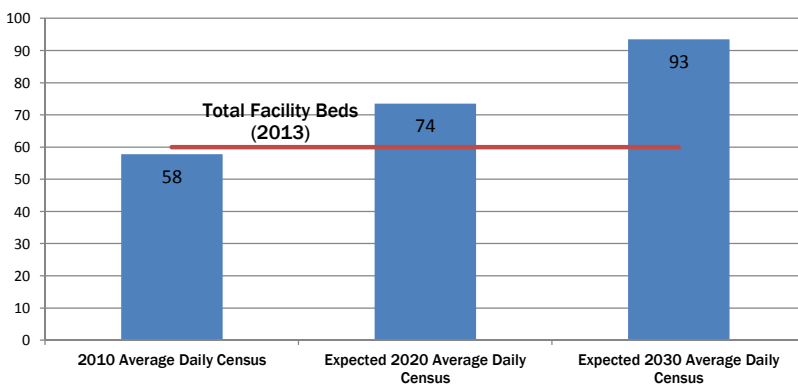
■ Medicare Ratings (from 1 to 5 stars)		Avg. Daily Census	Medicare 5.5	Medicaid 30.6	All Other 12.4	Total 48.5
Medicare Overall Rating	★★★	Avg. Length of Stay	57.2	359.8	146.5	182.5
Medicare Quality Measure Rating	★★★	Occupancy Rate	9.1%	50.9%	20.7%	80.8%

% Medicare Days in Ultra/Very High RUGs	72.4%
Routine Cost per Day	\$226.58
Total Beds	60



- More than half of New Jersey's nursing home residents receive financial assistance from Medicaid, the health care program for low-income individuals that is funded by the federal and state governments. Medicaid pays nursing homes significantly lower than the cost of care. An American Health Care Association study indicates New Jersey Medicaid pays nursing homes 18 percent less than cost, resulting in an estimated \$500 million shortfall statewide between the Medicaid rate and the actual cost of care in 2013.

Community Need



New Jersey is striving to reduce institutional long term care use under Medicaid. However, the demographic trend for New Jersey indicates that nursing home bed capacity must remain stable to accommodate the need for advanced care among the oldest and frailest.

National data indicates that on average, 35 percent of people aged 65+ will enter a nursing home for varying lengths of stay. In addition, New Jersey's elderly population is projected to increase by 27.2 percent between 2010 and 2020, and by an additional 27.1 percent between 2020 and 2030, yielding approximately 1.9 million elderly residents by 2030.

The need for Tower Lodge Care Center's services will continue to increase as the Baby-Boom generation ages.



Note: Figures may not add due to rounding.

TRINITAS REGIONAL MEDICAL CENTER TCU

Ownership: Nonprofit

BPCI Model Participation: None

Annual Contributions to Local and State Economy

Total Expenditures: \$5,199,400

- 87 full-time equivalent jobs (salaried and contract), including therapists, nurses, dietary and housekeeping, plant operations and maintenance, administrative and contract labor.

¹ This provider reports its data as a subprovider on another facility's Medicare Cost Report. Subproviders are required to submit a more limited set of data to Medicare on their annual cost reports.

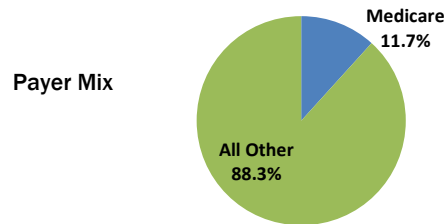
As a result, certain sections of this report cannot be presented for nursing homes reporting as subproviders, as CMS does not collect the necessary data.

Information affected by this data reporting structure include the detailed breakout of FTE jobs by position and the calculation of average length of stay.

- New Jersey nursing homes are subject to a quarterly assessment of \$11.92 per non-Medicare day. Annually, this tax totals \$449,432 for Trinitas Regional Medical Center TCU .
- Total Employee Payroll: \$695,848
- Estimated State Income Taxes Paid by Employees: \$38,446

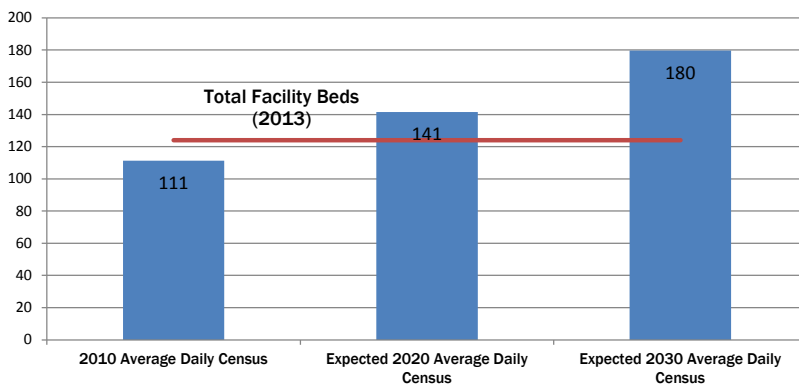
Statistical Profile

		Medicare	Medicaid	All Other	Total
Medicare Ratings (from 1 to 5 stars)					
Medicare Overall Rating	★★★★	Avg. Daily Census	13.7	0.0	103.3
Medicare Quality Measure Rating	★★★★★	Avg. Length of Stay	N/A ¹	N/A ¹	N/A ¹
% Medicare Days in Ultra/Very High RUGs	51.2%	Occupancy Rate	11.1%	0.0%	83.3%
Routine Cost per Day	\$45.40				94.4%
Total Beds	124				



- More than half of New Jersey's nursing home residents receive financial assistance from Medicaid, the health care program for low-income individuals that is funded by the federal and state governments. Medicaid pays nursing homes significantly lower than the cost of care. An American Health Care Association study indicates New Jersey Medicaid pays nursing homes 18 percent less than cost, resulting in an estimated \$500 million shortfall statewide between the Medicaid rate and the actual cost of care in 2013.

Community Need



New Jersey is striving to reduce institutional long term care use under Medicaid. However, the demographic trend for New Jersey indicates that nursing home bed capacity must remain stable to accommodate the need for advanced care among the oldest and frailest.

National data indicates that on average, 35 percent of people aged 65+ will enter a nursing home for varying lengths of stay. In addition, New Jersey's elderly population is projected to increase by 27.2 percent between 2010 and 2020, and by an additional 27.1 percent between 2020 and 2030, yielding approximately 1.9 million elderly residents by 2030.

The need for Trinitas Regional Medical Center TCU's services will continue to increase as the Baby-Boom generation ages.



Note: Figures may not add due to rounding.

TROY HILLS CENTER

Ownership: For-profit

BPCI Model Participation: None

Annual Contributions to Local and State Economy

Total Expenditures: \$12,734,900

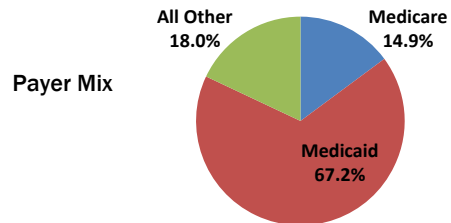
- 142 full-time equivalent jobs (salaried and contract), including key areas such as

Therapists	0	Dietary & Housekeeping	25
Nurses: 87 total, including		Contract Labor: 11 total, including	
■ Registered Nurses (RNs)	26	■ Nursing	0
■ Licensed Practical Nurses (LPNs)	11	■ Therapists	11
■ Certified Nursing Assistants (CNAs)	50	■ Other	0
Administrative	7	Plant Operations and Maintenance	2

- New Jersey nursing homes are subject to a quarterly assessment of \$11.92 per non-Medicare day. Annually, this tax totals \$448,907 for Troy Hills Center.
- Total Employee Payroll: \$5,821,873
- Estimated State Income Taxes Paid by Employees: \$321,658

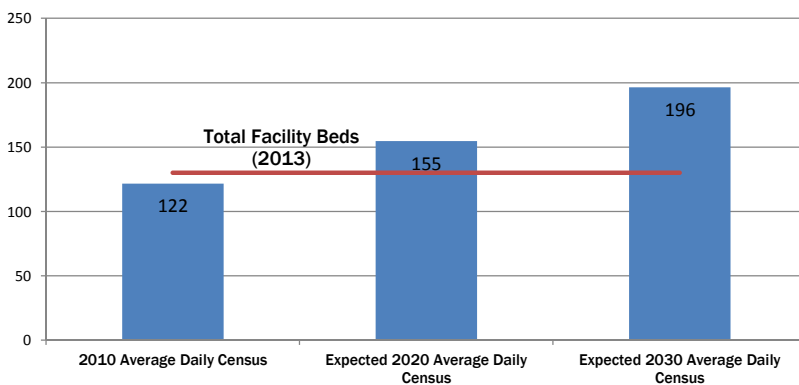
Statistical Profile

■ Medicare Ratings (from 1 to 5 stars)		Avg. Daily Census	Medicare 18.0	Medicaid 81.4	All Other 21.8	Total 121.2
Medicare Overall Rating	★★★	Avg. Length of Stay	49.8	594.2	59.3	140.0
Medicare Quality Measure Rating	★★★★	Occupancy Rate	13.9%	62.6%	16.8%	93.2%
% Medicare Days in Ultra/Very High RUGs	86.2%					
Routine Cost per Day	\$228.63					
Total Beds	130					



- More than half of New Jersey's nursing home residents receive financial assistance from Medicaid, the health care program for low-income individuals that is funded by the federal and state governments. Medicaid pays nursing homes significantly lower than the cost of care. An American Health Care Association study indicates New Jersey Medicaid pays nursing homes 18 percent less than cost, resulting in an estimated \$500 million shortfall statewide between the Medicaid rate and the actual cost of care in 2013.

Community Need



New Jersey is striving to reduce institutional long term care use under Medicaid. However, the demographic trend for New Jersey indicates that nursing home bed capacity must remain stable to accommodate the need for advanced care among the oldest and frailest.

National data indicates that on average, 35 percent of people aged 65+ will enter a nursing home for varying lengths of stay. In addition, New Jersey's elderly population is projected to increase by 27.2 percent between 2010 and 2020, and by an additional 27.1 percent between 2020 and 2030, yielding approximately 1.9 million elderly residents by 2030.

The need for Troy Hills Center's services will continue to increase as the Baby-Boom generation ages.



Note: Figures may not add due to rounding.

VALLEY VIEW CARE CENTER

Ownership: For-profit

BPCI Model Participation: None

Annual Contributions to Local and State Economy

Total Expenditures: \$2,659,200

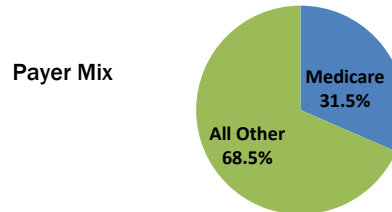
- 33 full-time equivalent jobs (salaried and contract), including key areas such as

Therapists	0	Dietary & Housekeeping	7
Nurses: 18 total, including		Contract Labor: 0 total, including	
■ Registered Nurses (RNs)	3	■ Nursing	0
■ Licensed Practical Nurses (LPNs)	3	■ Therapists	0
■ Certified Nursing Assistants (CNAs)	12	■ Other	0
Administrative	4	Plant Operations and Maintenance	0

- New Jersey nursing homes are subject to a quarterly assessment of \$11.92 per non-Medicare day. Annually, this tax totals \$69,696 for Valley View Care Center.
- Total Employee Payroll: \$1,303,920
- Estimated State Income Taxes Paid by Employees: \$72,042

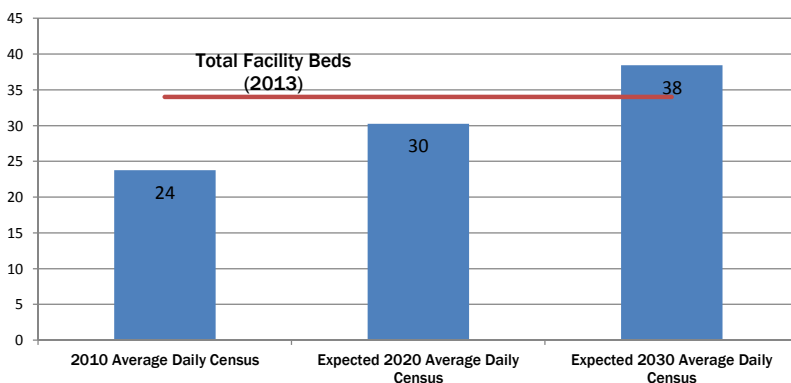
Statistical Profile

■ Medicare Ratings (from 1 to 5 stars)		Avg. Daily Census	Medicare 7.4	Medicaid 0.0	All Other 16.0	Total 23.4
Medicare Overall Rating	★★★★	Avg. Length of Stay	39.1	0.0	292.4	96.0
Medicare Quality Measure Rating	★★★★	Occupancy Rate	21.7%	0.0%	47.1%	68.8%
% Medicare Days in Ultra/Very High RUGs	92.7%					
Routine Cost per Day	\$240.71					
Total Beds	34					



- More than half of New Jersey's nursing home residents receive financial assistance from Medicaid, the health care program for low-income individuals that is funded by the federal and state governments. Medicaid pays nursing homes significantly less than the cost of care. An American Health Care Association study indicates New Jersey Medicaid pays nursing homes 18 percent less than cost, resulting in an estimated \$500 million shortfall statewide between the Medicaid rate and the actual cost of care in 2013.

Community Need



New Jersey is striving to reduce institutional long term care use under Medicaid. However, the demographic trend for New Jersey indicates that nursing home bed capacity must remain stable to accommodate the need for advanced care among the oldest and frailest.

National data indicates that on average, 35 percent of people aged 65+ will enter a nursing home for varying lengths of stay. In addition, New Jersey's elderly population is projected to increase by 27.2 percent between 2010 and 2020, and by an additional 27.1 percent between 2020 and 2030, yielding approximately 1.9 million elderly residents by 2030.

The need for Valley View Care Center's services will continue to increase as the Baby-Boom generation ages.



Note: Figures may not add due to rounding.

VALLEY VIEW HEALTH CARE CENTER

Ownership: For-profit

BPCI Model Participation: None

Annual Contributions to Local and State Economy

Total Expenditures: \$2,467,600

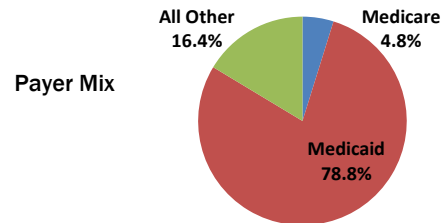
- 27 full-time equivalent jobs (salaried and contract), including key areas such as

Therapists	0	Dietary & Housekeeping	7
Nurses: 17 total, including		Contract Labor: 0 total, including	
■ Registered Nurses (RNs)	17	■ Nursing	0
■ Licensed Practical Nurses (LPNs)	0	■ Therapists	0
■ Certified Nursing Assistants (CNAs)	0	■ Other	0
Administrative	4	Plant Operations and Maintenance	1

- New Jersey nursing homes are subject to a quarterly assessment of \$11.92 per non-Medicare day. Annually, this tax totals \$149,870 for Valley View Health Care Center.
- Total Employee Payroll: \$1,418,240
- Estimated State Income Taxes Paid by Employees: \$78,358

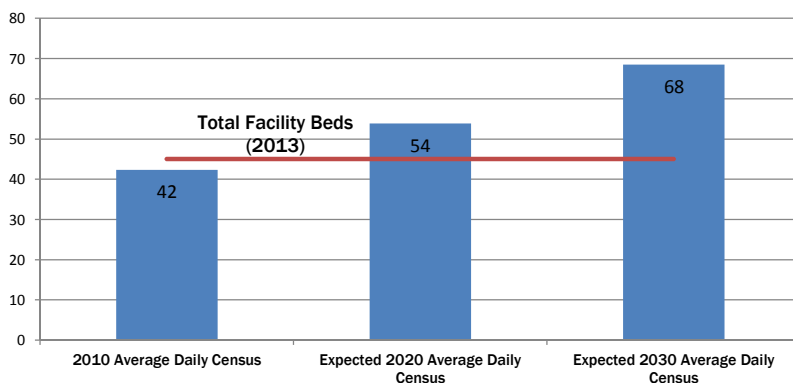
Statistical Profile

■ Medicare Ratings (from 1 to 5 stars)		Avg. Daily Census	Medicare 1.7	Medicaid 28.5	All Other 5.9	Total 36.2
Medicare Overall Rating	★★	Avg. Length of Stay	37.4	867.7	2,161.0	440.3
Medicare Quality Measure Rating	★★	Occupancy Rate	3.9%	63.4%	13.2%	80.4%
% Medicare Days in Ultra/Very High RUGs	0.0%					
Routine Cost per Day	\$176.03					
Total Beds	45					



- More than half of New Jersey's nursing home residents receive financial assistance from Medicaid, the health care program for low-income individuals that is funded by the federal and state governments. Medicaid pays nursing homes significantly lower than the cost of care. An American Health Care Association study indicates New Jersey Medicaid pays nursing homes 18 percent less than cost, resulting in an estimated \$500 million shortfall statewide between the Medicaid rate and the actual cost of care in 2013.

Community Need



New Jersey is striving to reduce institutional long term care use under Medicaid. However, the demographic trend for New Jersey indicates that nursing home bed capacity must remain stable to accommodate the need for advanced care among the oldest and frailest.

National data indicates that on average, 35 percent of people aged 65+ will enter a nursing home for varying lengths of stay. In addition, New Jersey's elderly population is projected to increase by 27.2 percent between 2010 and 2020, and by an additional 27.1 percent between 2020 and 2030, yielding approximately 1.9 million elderly residents by 2030.

The need for Valley View Health Care Center's services will continue to increase as the Baby-Boom generation ages.



Note: Figures may not add due to rounding.

VAN DYK MANOR MONTCLAIR

Ownership: For-profit

BPCI Model Participation: None

Annual Contributions to Local and State Economy

Total Expenditures: \$9,097,300

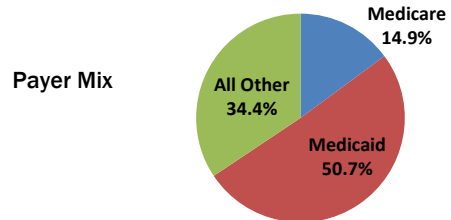
- 93 full-time equivalent jobs (salaried and contract), including key areas such as

Therapists	0	Dietary & Housekeeping	19
Nurses: 49 total, including		Contract Labor: 4 total, including	
■ Registered Nurses (RNs)	8	■ Nursing	0
■ Licensed Practical Nurses (LPNs)	9	■ Therapists	4
■ Certified Nursing Assistants (CNAs)	33	■ Other	0
Administrative	11	Plant Operations and Maintenance	3

- New Jersey nursing homes are subject to a quarterly assessment of \$11.92 per non-Medicare day. Annually, this tax totals \$235,039 for Van Dyk Manor Montclair.
- Total Employee Payroll: \$4,302,905
- Estimated State Income Taxes Paid by Employees: \$237,736

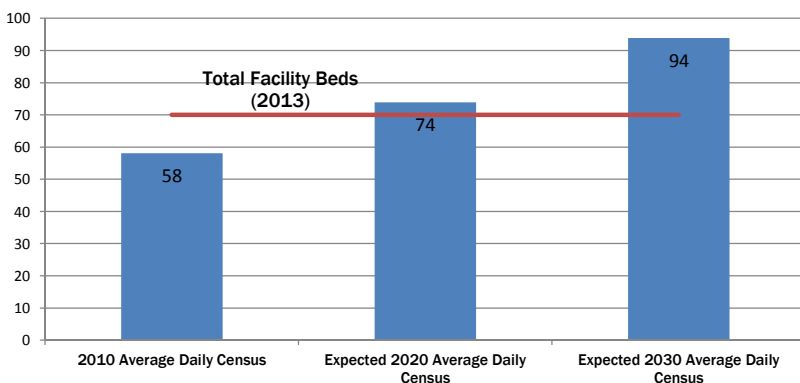
Statistical Profile

■ Medicare Ratings (from 1 to 5 stars)		Avg. Daily Census	Medicare 9.5	Medicaid 32.2	All Other 21.8	Total 63.5
Medicare Overall Rating	★★★★	Avg. Length of Stay	26.0	734.1	120.8	107.8
Medicare Quality Measure Rating	★★	Occupancy Rate	13.5%	46.0%	31.2%	90.7%
% Medicare Days in Ultra/Very High RUGs	67.5%					
Routine Cost per Day	\$334.82					
Total Beds	70					



- More than half of New Jersey's nursing home residents receive financial assistance from Medicaid, the health care program for low-income individuals that is funded by the federal and state governments. Medicaid pays nursing homes significantly lower than the cost of care. An American Health Care Association study indicates New Jersey Medicaid pays nursing homes 18 percent less than cost, resulting in an estimated \$500 million shortfall statewide between the Medicaid rate and the actual cost of care in 2013.

Community Need



New Jersey is striving to reduce institutional long term care use under Medicaid. However, the demographic trend for New Jersey indicates that nursing home bed capacity must remain stable to accommodate the need for advanced care among the oldest and frailest.

National data indicates that on average, 35 percent of people aged 65+ will enter a nursing home for varying lengths of stay. In addition, New Jersey's elderly population is projected to increase by 27.2 percent between 2010 and 2020, and by an additional 27.1 percent between 2020 and 2030, yielding approximately 1.9 million elderly residents by 2030.

The need for Van Dyk Manor Montclair's services will continue to increase as the Baby-Boom generation ages.



Note: Figures may not add due to rounding.

VAN DYK MANOR OF RIDGEWOOD

Ownership: For-profit

BPCI Model Participation: None

Annual Contributions to Local and State Economy

Total Expenditures: \$17,625,500

- 154 full-time equivalent jobs (salaried and contract), including key areas such as

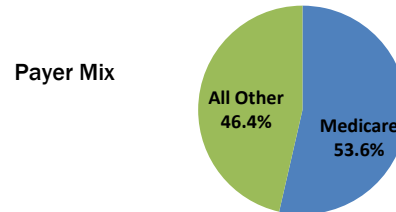
Therapists	0	Dietary & Housekeeping	26
Nurses: 79 total, including		Contract Labor: 19 total, including	
■ Registered Nurses (RNs)	20	■ Nursing	0
■ Licensed Practical Nurses (LPNs)	9	■ Therapists	19
■ Certified Nursing Assistants (CNAs)	50	■ Other	0
Administrative	16	Plant Operations and Maintenance	4

- New Jersey nursing homes are subject to a quarterly assessment of \$11.92 per non-Medicare day. Annually, this tax totals \$174,521 for Van Dyk Manor of Ridgewood.
- Total Employee Payroll: \$6,966,377
- Estimated State Income Taxes Paid by Employees: \$384,892

Statistical Profile

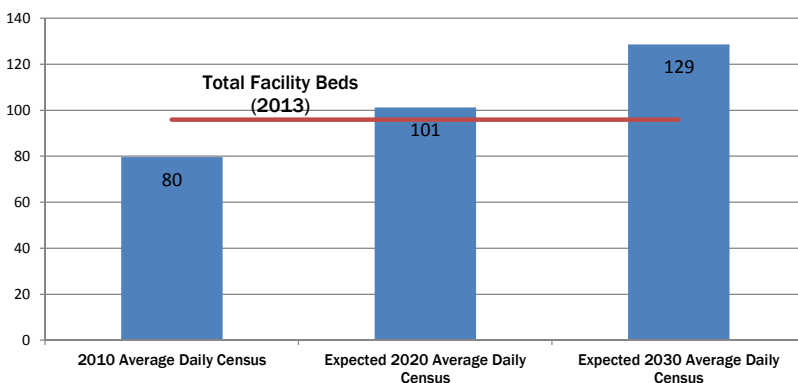
■ Medicare Ratings (from 1 to 5 stars)		Avg. Daily Census	Medicare 46.3	Medicaid 0.0	All Other 40.1	Total 86.4
Medicare Overall Rating	★★★★★	Avg. Length of Stay	24.7	0.0	86.1	36.9
Medicare Quality Measure Rating	★★★★★	Occupancy Rate	48.2%	0.0%	41.8%	90.0%

% Medicare Days in Ultra/Very High RUGs	85.6%
Routine Cost per Day	\$355.85
Total Beds	96



- More than half of New Jersey's nursing home residents receive financial assistance from Medicaid, the health care program for low-income individuals that is funded by the federal and state governments. Medicaid pays nursing homes significantly lower than the cost of care. An American Health Care Association study indicates New Jersey Medicaid pays nursing homes 18 percent less than cost, resulting in an estimated \$500 million shortfall statewide between the Medicaid rate and the actual cost of care in 2013.

Community Need



New Jersey is striving to reduce institutional long term care use under Medicaid. However, the demographic trend for New Jersey indicates that nursing home bed capacity must remain stable to accommodate the need for advanced care among the oldest and frailest.

National data indicates that on average, 35 percent of people aged 65+ will enter a nursing home for varying lengths of stay. In addition, New Jersey's elderly population is projected to increase by 27.2 percent between 2010 and 2020, and by an additional 27.1 percent between 2020 and 2030, yielding approximately 1.9 million elderly residents by 2030.

The need for Van Dyk Manor of Ridgewood's services will continue to increase as the Baby-Boom generation ages.



Note: Figures may not add due to rounding.

VICTORIA MANOR

Ownership: For-profit

BPCI Model Participation: None

Annual Contributions to Local and State Economy

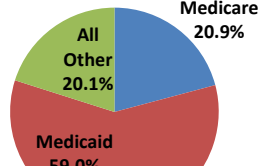
Total Expenditures: \$10,183,800

- 113 full-time equivalent jobs (salaried and contract), including key areas such as

Therapists	0	Dietary & Housekeeping	24
Nurses: 65 total, including		Contract Labor: 9 total, including	
■ Registered Nurses (RNs)	19	■ Nursing	2
■ Licensed Practical Nurses (LPNs)	9	■ Therapists	7
■ Certified Nursing Assistants (CNAs)	37	■ Other	0
Administrative	6	Plant Operations and Maintenance	2

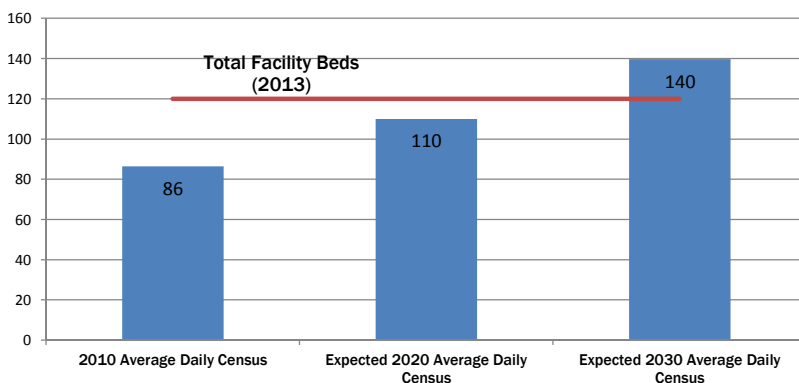
- New Jersey nursing homes are subject to a quarterly assessment of \$11.92 per non-Medicare day. Annually, this tax totals \$297,642 for Victoria Manor.
- Total Employee Payroll: \$3,738,938
- Estimated State Income Taxes Paid by Employees: \$206,576

Statistical Profile

■ Medicare Ratings (from 1 to 5 stars)		Avg. Daily Census	Medicare 18.0	Medicaid 51.0	All Other 17.4	Total 86.4
Medicare Overall Rating	★★★★	Avg. Length of Stay	37.6	443.5	58.2	96.8
Medicare Quality Measure Rating	★★★★	Occupancy Rate	15.0%	42.5%	14.5%	72.0%
% Medicare Days in Ultra/Very High RUGs	77.6%	Payer Mix 				
Routine Cost per Day	\$249.06					
Total Beds	120					

- More than half of New Jersey's nursing home residents receive financial assistance from Medicaid, the health care program for low-income individuals that is funded by the federal and state governments. Medicaid pays nursing homes significantly lower than the cost of care. An American Health Care Association study indicates New Jersey Medicaid pays nursing homes 18 percent less than cost, resulting in an estimated \$500 million shortfall statewide between the Medicaid rate and the actual cost of care in 2013.

Community Need



New Jersey is striving to reduce institutional long term care use under Medicaid. However, the demographic trend for New Jersey indicates that nursing home bed capacity must remain stable to accommodate the need for advanced care among the oldest and frailest.

National data indicates that on average, 35 percent of people aged 65+ will enter a nursing home for varying lengths of stay. In addition, New Jersey's elderly population is projected to increase by 27.2 percent between 2010 and 2020, and by an additional 27.1 percent between 2020 and 2030, yielding approximately 1.9 million elderly residents by 2030.

The need for Victoria Manor's services will continue to increase as the Baby-Boom generation ages.



Note: Figures may not add due to rounding.

VIRTUA H&RC AT BERLIN

Ownership: Nonprofit

BPCI Model Participation: None

Annual Contributions to Local and State Economy

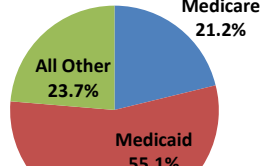
Total Expenditures: \$14,835,100

- 149 full-time equivalent jobs (salaried and contract), including key areas such as

Therapists	0	Dietary & Housekeeping	26
Nurses: 79 total, including		Contract Labor: 17 total, including	
■ Registered Nurses (RNs)	12	■ Nursing	5
■ Licensed Practical Nurses (LPNs)	15	■ Therapists	12
■ Certified Nursing Assistants (CNAs)	52	■ Other	0
Administrative	10	Plant Operations and Maintenance	1

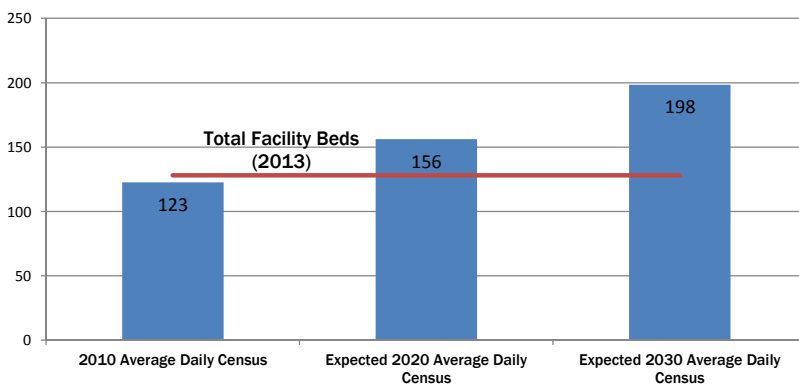
- New Jersey nursing homes are subject to a quarterly assessment of \$11.92 per non-Medicare day. Annually, this tax totals \$412,134 for Virtua H&RC at Berlin.
- Total Employee Payroll: \$6,016,647
- Estimated State Income Taxes Paid by Employees: \$332,420

Statistical Profile

■ Medicare Ratings (from 1 to 5 stars)		Avg. Daily Census	Medicare 25.5	Medicaid 66.3	All Other 28.5	Total 120.2
Medicare Overall Rating	★★★★	Avg. Length of Stay	20.1	439.8	44.2	58.3
Medicare Quality Measure Rating	★★★★★	Occupancy Rate	19.9%	51.8%	22.2%	93.9%
% Medicare Days in Ultra/Very High RUGs	83.2%	Payer Mix 				
Routine Cost per Day	\$309.86					
Total Beds	128					

- More than half of New Jersey's nursing home residents receive financial assistance from Medicaid, the health care program for low-income individuals that is funded by the federal and state governments. Medicaid pays nursing homes significantly lower than the cost of care. An American Health Care Association study indicates New Jersey Medicaid pays nursing homes 18 percent less than cost, resulting in an estimated \$500 million shortfall statewide between the Medicaid rate and the actual cost of care in 2013.

Community Need



New Jersey is striving to reduce institutional long term care use under Medicaid. However, the demographic trend for New Jersey indicates that nursing home bed capacity must remain stable to accommodate the need for advanced care among the oldest and frailest.

National data indicates that on average, 35 percent of people aged 65+ will enter a nursing home for varying lengths of stay. In addition, New Jersey's elderly population is projected to increase by 27.2 percent between 2010 and 2020, and by an additional 27.1 percent between 2020 and 2030, yielding approximately 1.9 million elderly residents by 2030.

The need for Virtua H&RC at Berlin's services will continue to increase as the Baby-Boom generation ages.



Note: Figures may not add due to rounding.

VIRTUA HEALTH & REHAB MT HOLLY

Ownership: Nonprofit

BPCI Model Participation: None

Annual Contributions to Local and State Economy

Total Expenditures: \$19,718,300

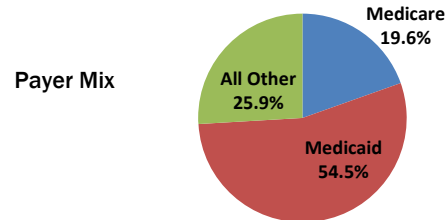
- 208 full-time equivalent jobs (salaried and contract), including key areas such as

Therapists	0	Dietary & Housekeeping	37
Nurses: 122 total, including		Contract Labor: 20 total, including	
■ Registered Nurses (RNs)	23	■ Nursing	4
■ Licensed Practical Nurses (LPNs)	18	■ Therapists	16
■ Certified Nursing Assistants (CNAs)	80	■ Other	0
Administrative	10	Plant Operations and Maintenance	1

- New Jersey nursing homes are subject to a quarterly assessment of \$11.92 per non-Medicare day. Annually, this tax totals \$594,546 for Virtua Health & Rehab Mt Holly.
- Total Employee Payroll: \$8,228,486
- Estimated State Income Taxes Paid by Employees: \$454,624

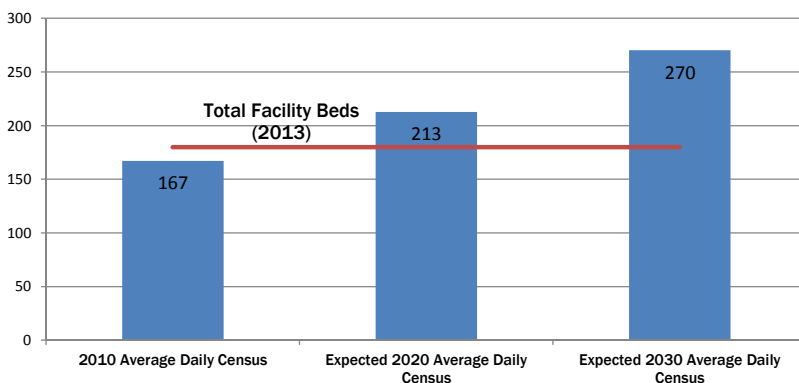
Statistical Profile

■ Medicare Ratings (from 1 to 5 stars)		Avg. Daily Census	Medicare 33.2	Medicaid 92.6	All Other 44.0	Total 169.9
Medicare Overall Rating	★★★★★	Avg. Length of Stay	21.0	304.6	41.5	57.6
Medicare Quality Measure Rating	★★★★★	Occupancy Rate	18.5%	51.5%	24.5%	94.4%
% Medicare Days in Ultra/Very High RUGs	78.9%					
Routine Cost per Day	\$277.61					
Total Beds	180					



- More than half of New Jersey's nursing home residents receive financial assistance from Medicaid, the health care program for low-income individuals that is funded by the federal and state governments. Medicaid pays nursing homes significantly lower than the cost of care. An American Health Care Association study indicates New Jersey Medicaid pays nursing homes 18 percent less than cost, resulting in an estimated \$500 million shortfall statewide between the Medicaid rate and the actual cost of care in 2013.

Community Need



New Jersey is striving to reduce institutional long term care use under Medicaid. However, the demographic trend for New Jersey indicates that nursing home bed capacity must remain stable to accommodate the need for advanced care among the oldest and frailest.

National data indicates that on average, 35 percent of people aged 65+ will enter a nursing home for varying lengths of stay. In addition, New Jersey's elderly population is projected to increase by 27.2 percent between 2010 and 2020, and by an additional 27.1 percent between 2020 and 2030, yielding approximately 1.9 million elderly residents by 2030.

The need for Virtua Health & Rehab Mt Holly's services will continue to increase as the Baby-Boom generation ages.



Note: Figures may not add due to rounding.

VOORHEES CARE & REHABILITATION CENTER

Ownership: For-profit

BPCI Model Participation: None

Annual Contributions to Local and State Economy

Total Expenditures: \$17,064,800

- 160 full-time equivalent jobs (salaried and contract), including key areas such as

Therapists	6	Dietary & Housekeeping	9
Nurses: 0 total, including		Contract Labor: 132 total, including	
■ Registered Nurses (RNs)	0	■ Nursing	127
■ Licensed Practical Nurses (LPNs)	0	■ Therapists	5
■ Certified Nursing Assistants (CNAs)	0	■ Other	0
Administrative	1	Plant Operations and Maintenance	3

- New Jersey nursing homes are subject to a quarterly assessment of \$11.92 per non-Medicare day. Annually, this tax totals \$750,006 for Voorhees Care & Rehabilitation Center.
- Total Employee Payroll: \$1,509,072
- Estimated State Income Taxes Paid by Employees: \$83,376

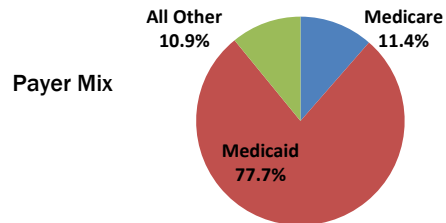
Statistical Profile

- Medicare Ratings (from 1 to 5 stars)

Medicare Overall Rating ★★★★★
 Medicare Quality Measure Rating ★★★★★

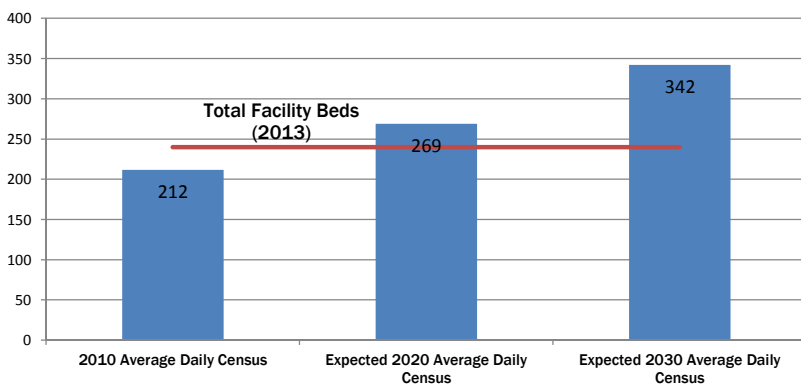
	Medicare	Medicaid	All Other	Total
Avg. Daily Census	22.3	151.2	21.2	194.6
Avg. Length of Stay	49.8	298.3	76.7	158.2
Occupancy Rate	9.3%	63.0%	8.8%	81.1%

% Medicare Days in Ultra/Very High RUGs 95.0%
 Routine Cost per Day \$205.80
 Total Beds 240



- More than half of New Jersey's nursing home residents receive financial assistance from Medicaid, the health care program for low-income individuals that is funded by the federal and state governments. Medicaid pays nursing homes significantly less than the cost of care. An American Health Care Association study indicates New Jersey Medicaid pays nursing homes 18 percent less than cost, resulting in an estimated \$500 million shortfall statewide between the Medicaid rate and the actual cost of care in 2013.

Community Need



New Jersey is striving to reduce institutional long term care use under Medicaid. However, the demographic trend for New Jersey indicates that nursing home bed capacity must remain stable to accommodate the need for advanced care among the oldest and frailest.

National data indicates that on average, 35 percent of people aged 65+ will enter a nursing home for varying lengths of stay. In addition, New Jersey's elderly population is projected to increase by 27.2 percent between 2010 and 2020, and by an additional 27.1 percent between 2020 and 2030, yielding approximately 1.9 million elderly residents by 2030.

The need for Voorhees Care & Rehabilitation Center's services will continue to increase as the Baby-Boom generation ages.



Note: Figures may not add due to rounding.

VOORHEES CENTER

Ownership: For-profit

BPCI Model Participation: None

Annual Contributions to Local and State Economy

Total Expenditures: \$15,901,500

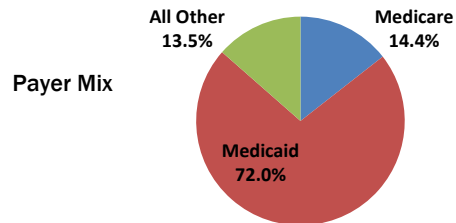
- 186 full-time equivalent jobs (salaried and contract), including key areas such as

Therapists	0	Dietary & Housekeeping	33
Nurses: 111 total, including		Contract Labor: 13 total, including	
■ Registered Nurses (RNs)	33	■ Nursing	0
■ Licensed Practical Nurses (LPNs)	20	■ Therapists	13
■ Certified Nursing Assistants (CNAs)	59	■ Other	0
Administrative	6	Plant Operations and Maintenance	3

- New Jersey nursing homes are subject to a quarterly assessment of \$11.92 per non-Medicare day. Annually, this tax totals \$648,090 for Voorhees Center.
- Total Employee Payroll: \$7,125,856
- Estimated State Income Taxes Paid by Employees: \$393,704

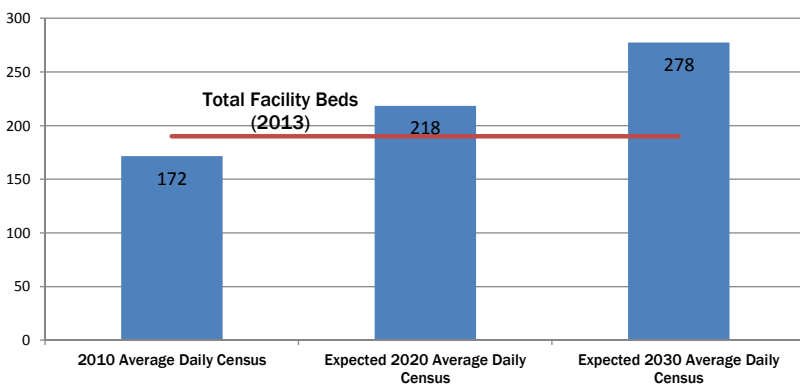
Statistical Profile

■ Medicare Ratings (from 1 to 5 stars)		Avg. Daily Census	Medicare 25.2	Medicaid 125.4	All Other 23.6	Total 174.1
Medicare Overall Rating	★★★★	Avg. Length of Stay	35.3	644.5	41.6	118.1
Medicare Quality Measure Rating	★★★★	Occupancy Rate	13.2%	66.0%	12.4%	91.6%
% Medicare Days in Ultra/Very High RUGs	68.9%					
Routine Cost per Day	\$199.69					
Total Beds	190					



- More than half of New Jersey's nursing home residents receive financial assistance from Medicaid, the health care program for low-income individuals that is funded by the federal and state governments. Medicaid pays nursing homes significantly lower than the cost of care. An American Health Care Association study indicates New Jersey Medicaid pays nursing homes 18 percent less than cost, resulting in an estimated \$500 million shortfall statewide between the Medicaid rate and the actual cost of care in 2013.

Community Need



New Jersey is striving to reduce institutional long term care use under Medicaid. However, the demographic trend for New Jersey indicates that nursing home bed capacity must remain stable to accommodate the need for advanced care among the oldest and frailest.

National data indicates that on average, 35 percent of people aged 65+ will enter a nursing home for varying lengths of stay. In addition, New Jersey's elderly population is projected to increase by 27.2 percent between 2010 and 2020, and by an additional 27.1 percent between 2020 and 2030, yielding approximately 1.9 million elderly residents by 2030.

The need for Voorhees Center's services will continue to increase as the Baby-Boom generation ages.



Note: Figures may not add due to rounding.

WANAQUE CENTER FOR NURSING & REHABILITATION

Ownership: For-profit

BPCI Model Participation: None

Annual Contributions to Local and State Economy

Total Expenditures: \$28,934,000

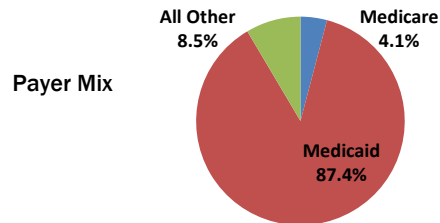
- 270 full-time equivalent jobs (salaried and contract), including key areas such as

Therapists	3	Dietary & Housekeeping	0
Nurses: 84 total, including		Contract Labor: 0 total, including	
Registered Nurses (RNs)	12	Nursing	0
Licensed Practical Nurses (LPNs)	11	Therapists	0
Certified Nursing Assistants (CNAs)	61	Other	0
Administrative	4	Plant Operations and Maintenance	3

- New Jersey nursing homes are subject to a quarterly assessment of \$11.92 per non-Medicare day. Annually, this tax totals \$497,088 for Wanaque Center For Nursing & Rehabilitation.
- Total Employee Payroll: \$13,715,845
- Estimated State Income Taxes Paid by Employees: \$757,800

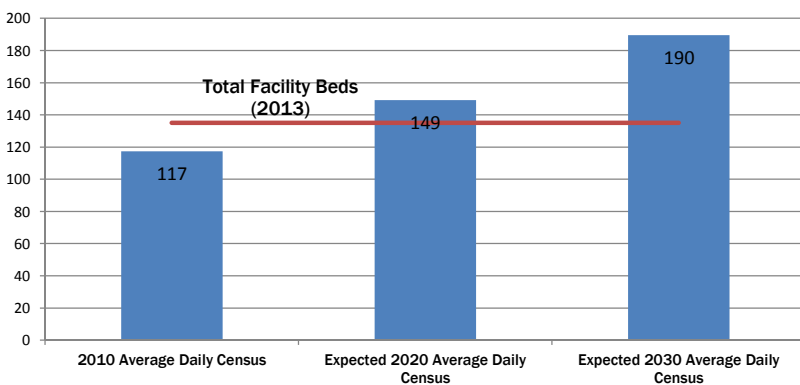
Statistical Profile

<ul style="list-style-type: none"> Medicare Ratings (from 1 to 5 stars) 						
Medicare Overall Rating	★★★	Avg. Daily Census	Medicare 4.9	Medicaid 104.1	All Other 10.1	Total 119.2
Medicare Quality Measure Rating	★★★★★	Avg. Length of Stay	27.6	239.0	62.7	153.7
% Medicare Days in Ultra/Very High RUGs	56.7%	Occupancy Rate	3.6%	77.1%	7.5%	88.3%
Routine Cost per Day	\$204.56					
Total Beds	135					
<i>Inclusive of 92 Pediatric SCNF beds</i>						



- More than half of New Jersey's nursing home residents receive financial assistance from Medicaid, the health care program for low-income individuals that is funded by the federal and state governments. Medicaid pays nursing homes significantly lower than the cost of care. An American Health Care Association study indicates New Jersey Medicaid pays nursing homes 18 percent less than cost, resulting in an estimated \$500 million shortfall statewide between the Medicaid rate and the actual cost of care in 2013.

Community Need



New Jersey is striving to reduce institutional long term care use under Medicaid. However, the demographic trend for New Jersey indicates that nursing home bed capacity must remain stable to accommodate the need for advanced care among the oldest and frailest.

National data indicates that on average, 35 percent of people aged 65+ will enter a nursing home for varying lengths of stay. In addition, New Jersey's elderly population is projected to increase by 27.2 percent between 2010 and 2020, and by an additional 27.1 percent between 2020 and 2030, yielding approximately 1.9 million elderly residents by 2030.

The need for Wanaque Center For Nursing & Rehabilitation's services will continue to increase as the Baby-Boom generation ages.



Note: Figures may not add due to rounding.

WARREN HAVEN

Ownership: Governmental

BPCI Model Participation: None

Annual Contributions to Local and State Economy

Total Expenditures: \$17,428,000

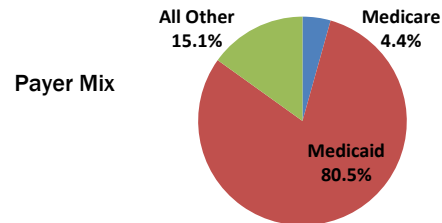
- 177 full-time equivalent jobs (salaried and contract), including key areas such as

Therapists	0	Dietary & Housekeeping	27
Nurses: 106 total, including		Contract Labor: 1 total, including	
■ Registered Nurses (RNs)	14	■ Nursing	1
■ Licensed Practical Nurses (LPNs)	18	■ Therapists	0
■ Certified Nursing Assistants (CNAs)	73	■ Other	0
Administrative	16	Plant Operations and Maintenance	11

- New Jersey nursing homes are subject to a quarterly assessment of \$11.92 per non-Medicare day. Annually, this tax totals \$611,782 for Warren Haven.
- Total Employee Payroll: \$6,902,966
- Estimated State Income Taxes Paid by Employees: \$381,389

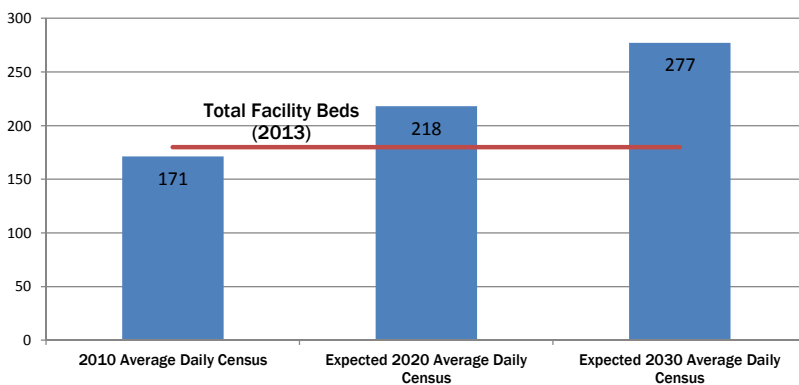
Statistical Profile

■ Medicare Ratings (from 1 to 5 stars)		Avg. Daily Census	Medicare 6.4	Medicaid 118.4	All Other 22.2	Total 147.1
Medicare Overall Rating	★★★★	Avg. Length of Stay	42.8	282.4	85.4	177.2
Medicare Quality Measure Rating	★★	Occupancy Rate	3.6%	65.8%	12.4%	81.7%
% Medicare Days in Ultra/Very High RUGs	95.1%					
Routine Cost per Day	\$48.18					
Total Beds	180					



- More than half of New Jersey's nursing home residents receive financial assistance from Medicaid, the health care program for low-income individuals that is funded by the federal and state governments. Medicaid pays nursing homes significantly lower than the cost of care. An American Health Care Association study indicates New Jersey Medicaid pays nursing homes 18 percent less than cost, resulting in an estimated \$500 million shortfall statewide between the Medicaid rate and the actual cost of care in 2013.

Community Need



New Jersey is striving to reduce institutional long term care use under Medicaid. However, the demographic trend for New Jersey indicates that nursing home bed capacity must remain stable to accommodate the need for advanced care among the oldest and frailest.

National data indicates that on average, 35 percent of people aged 65+ will enter a nursing home for varying lengths of stay. In addition, New Jersey's elderly population is projected to increase by 27.2 percent between 2010 and 2020, and by an additional 27.1 percent between 2020 and 2030, yielding approximately 1.9 million elderly residents by 2030.

The need for Warren Haven's services will continue to increase as the Baby-Boom generation ages.



Note: Figures may not add due to rounding.

WATERS EDGE HEALTHCARE & REHAB

Ownership: For-profit

BPCI Model Participation: None

Annual Contributions to Local and State Economy

Total Expenditures: \$18,897,100

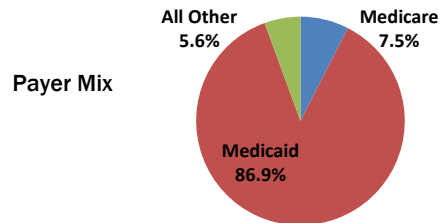
- 233 full-time equivalent jobs (salaried and contract), including key areas such as

Therapists	14	Dietary & Housekeeping	44
Nurses: 134 total, including		Contract Labor: 0 total, including	
■ Registered Nurses (RNs)	14	■ Nursing	0
■ Licensed Practical Nurses (LPNs)	39	■ Therapists	0
■ Certified Nursing Assistants (CNAs)	81	■ Other	0
Administrative	9	Plant Operations and Maintenance	5

- New Jersey nursing homes are subject to a quarterly assessment of \$11.92 per non-Medicare day. Annually, this tax totals \$796,995 for Waters Edge Healthcare & Rehab.
- Total Employee Payroll: \$9,542,619
- Estimated State Income Taxes Paid by Employees: \$527,230

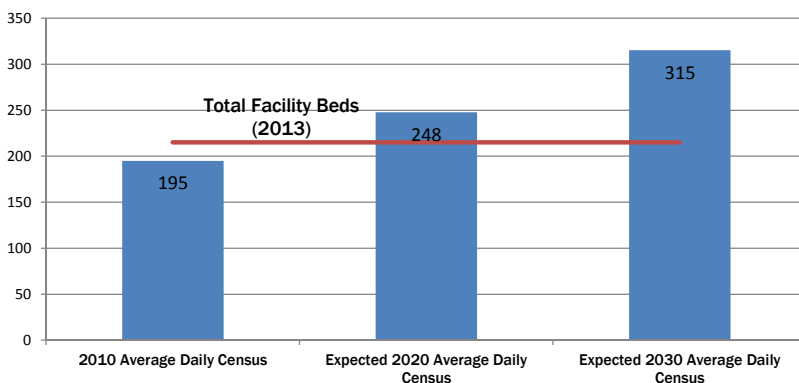
Statistical Profile

■ Medicare Ratings (from 1 to 5 stars)		Avg. Daily Census	Medicare 14.9	Medicaid 172.2	All Other 11.0	Total 198.1
Medicare Overall Rating	★	Avg. Length of Stay	34.3	308.1	30.7	146.6
Medicare Quality Measure Rating	★★★★	Occupancy Rate	6.9%	80.1%	5.1%	92.1%
% Medicare Days in Ultra/Very High RUGs	50.5%					
Routine Cost per Day	\$227.85					
Total Beds	215					



- More than half of New Jersey's nursing home residents receive financial assistance from Medicaid, the health care program for low-income individuals that is funded by the federal and state governments. Medicaid pays nursing homes significantly lower than the cost of care. An American Health Care Association study indicates New Jersey Medicaid pays nursing homes 18 percent less than cost, resulting in an estimated \$500 million shortfall statewide between the Medicaid rate and the actual cost of care in 2013.

Community Need



New Jersey is striving to reduce institutional long term care use under Medicaid. However, the demographic trend for New Jersey indicates that nursing home bed capacity must remain stable to accommodate the need for advanced care among the oldest and frailest.

National data indicates that on average, 35 percent of people aged 65+ will enter a nursing home for varying lengths of stay. In addition, New Jersey's elderly population is projected to increase by 27.2 percent between 2010 and 2020, and by an additional 27.1 percent between 2020 and 2030, yielding approximately 1.9 million elderly residents by 2030.

The need for Waters Edge Healthcare & Rehab's services will continue to increase as the Baby-Boom generation ages.



Note: Figures may not add due to rounding.

WATERVIEW CENTER

Ownership: For-profit

BPCI Model Participation: None

Annual Contributions to Local and State Economy

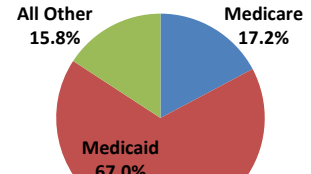
Total Expenditures: \$20,156,800

- 205 full-time equivalent jobs (salaried and contract), including key areas such as

Therapists	0	Dietary & Housekeeping	34
Nurses: 127 total, including		Contract Labor: 18 total, including	
■ Registered Nurses (RNs)	36	■ Nursing	0
■ Licensed Practical Nurses (LPNs)	18	■ Therapists	18
■ Certified Nursing Assistants (CNAs)	72	■ Other	0
Administrative	10	Plant Operations and Maintenance	3

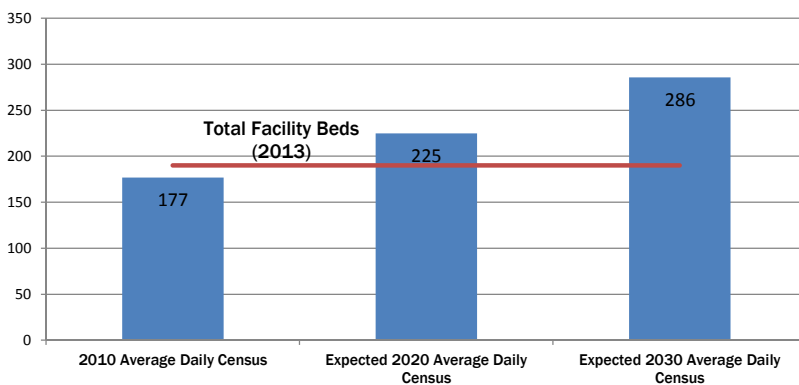
- New Jersey nursing homes are subject to a quarterly assessment of \$11.92 per non-Medicare day. Annually, this tax totals \$581,982 for Waterview Center.
- Total Employee Payroll: \$7,816,667
- Estimated State Income Taxes Paid by Employees: \$431,871

Statistical Profile

<ul style="list-style-type: none"> Medicare Ratings (from 1 to 5 stars) <p>Medicare Overall Rating ★★★★★</p> <p>Medicare Quality Measure Rating ★★★★★</p> <p>% Medicare Days in Ultra/Very High RUGs 83.5%</p> <p>Routine Cost per Day \$269.95</p> <p>Total Beds 190</p>	<table border="0" style="width: 100%;"> <thead> <tr> <th></th> <th style="text-align: center;">Medicare</th> <th style="text-align: center;">Medicaid</th> <th style="text-align: center;">All Other</th> <th style="text-align: center;">Total</th> </tr> </thead> <tbody> <tr> <td>Avg. Daily Census</td> <td style="text-align: center;">27.8</td> <td style="text-align: center;">108.2</td> <td style="text-align: center;">25.5</td> <td style="text-align: center;">161.6</td> </tr> <tr> <td>Avg. Length of Stay</td> <td style="text-align: center;">49.1</td> <td style="text-align: center;">693.2</td> <td style="text-align: center;">57.5</td> <td style="text-align: center;">138.5</td> </tr> <tr> <td>Occupancy Rate</td> <td style="text-align: center;">14.7%</td> <td style="text-align: center;">57.0%</td> <td style="text-align: center;">13.4%</td> <td style="text-align: center;">85.1%</td> </tr> </tbody> </table> <p style="text-align: center;">Payer Mix</p> 		Medicare	Medicaid	All Other	Total	Avg. Daily Census	27.8	108.2	25.5	161.6	Avg. Length of Stay	49.1	693.2	57.5	138.5	Occupancy Rate	14.7%	57.0%	13.4%	85.1%
	Medicare	Medicaid	All Other	Total																	
Avg. Daily Census	27.8	108.2	25.5	161.6																	
Avg. Length of Stay	49.1	693.2	57.5	138.5																	
Occupancy Rate	14.7%	57.0%	13.4%	85.1%																	

- More than half of New Jersey's nursing home residents receive financial assistance from Medicaid, the health care program for low-income individuals that is funded by the federal and state governments. Medicaid pays nursing homes significantly lower than the cost of care. An American Health Care Association study indicates New Jersey Medicaid pays nursing homes 18 percent less than cost, resulting in an estimated \$500 million shortfall statewide between the Medicaid rate and the actual cost of care in 2013.

Community Need



New Jersey is striving to reduce institutional long term care use under Medicaid. However, the demographic trend for New Jersey indicates that nursing home bed capacity must remain stable to accommodate the need for advanced care among the oldest and frailest.

National data indicates that on average, 35 percent of people aged 65+ will enter a nursing home for varying lengths of stay. In addition, New Jersey's elderly population is projected to increase by 27.2 percent between 2010 and 2020, and by an additional 27.1 percent between 2020 and 2030, yielding approximately 1.9 million elderly residents by 2030.

The need for Waterview Center's services will continue to increase as the Baby-Boom generation ages.



Note: Figures may not add due to rounding.

WEDGWOOD GARDENS CARE CENTER

Ownership: For-profit

BPCI Model Participation: None

Annual Contributions to Local and State Economy

Total Expenditures: \$13,250,600

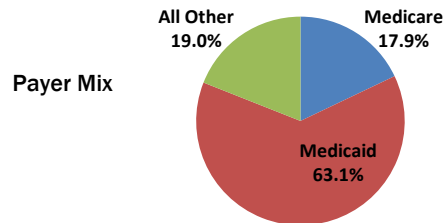
- 127 full-time equivalent jobs (salaried and contract), including key areas such as

Therapists	0	Dietary & Housekeeping	12
Nurses: 81 total, including		Contract Labor: 11 total, including	
■ Registered Nurses (RNs)	14	■ Nursing	4
■ Licensed Practical Nurses (LPNs)	22	■ Therapists	8
■ Certified Nursing Assistants (CNAs)	45	■ Other	0
Administrative	9	Plant Operations and Maintenance	2

- New Jersey nursing homes are subject to a quarterly assessment of \$11.92 per non-Medicare day. Annually, this tax totals \$456,774 for Wedgwood Gardens Care Center.
- Total Employee Payroll: \$5,055,068
- Estimated State Income Taxes Paid by Employees: \$279,293

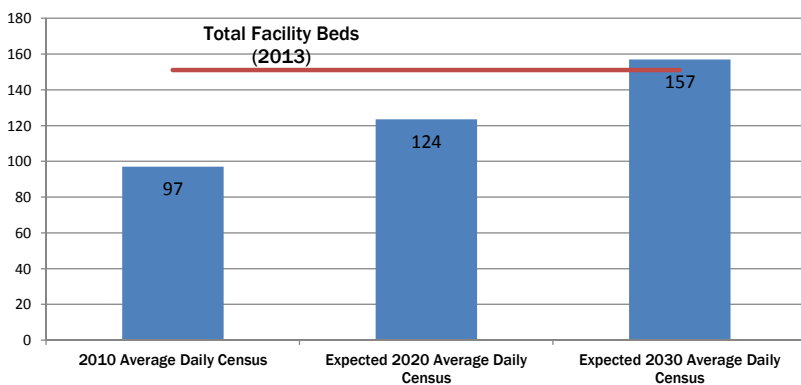
Statistical Profile

■ Medicare Ratings (from 1 to 5 stars)		Avg. Daily Census	Medicare 22.9	Medicaid 80.7	All Other 24.3	Total 127.9
Medicare Overall Rating	★★★★★	Avg. Length of Stay	35.2	372.9	91.4	112.8
Medicare Quality Measure Rating	★★★★★	Occupancy Rate	15.2%	53.4%	16.1%	84.7%
% Medicare Days in Ultra/Very High RUGs	80.9%					
Routine Cost per Day	\$239.14					
Total Beds	151					



- More than half of New Jersey's nursing home residents receive financial assistance from Medicaid, the health care program for low-income individuals that is funded by the federal and state governments. Medicaid pays nursing homes significantly lower than the cost of care. An American Health Care Association study indicates New Jersey Medicaid pays nursing homes 18 percent less than cost, resulting in an estimated \$500 million shortfall statewide between the Medicaid rate and the actual cost of care in 2013.

Community Need



New Jersey is striving to reduce institutional long term care use under Medicaid. However, the demographic trend for New Jersey indicates that nursing home bed capacity must remain stable to accommodate the need for advanced care among the oldest and frailest.

National data indicates that on average, 35 percent of people aged 65+ will enter a nursing home for varying lengths of stay. In addition, New Jersey's elderly population is projected to increase by 27.2 percent between 2010 and 2020, and by an additional 27.1 percent between 2020 and 2030, yielding approximately 1.9 million elderly residents by 2030.

The need for Wedgwood Gardens Care Center's services will continue to increase as the Baby-Boom generation ages.



Note: Figures may not add due to rounding.

WEST CALDWELL CC

Ownership: For-profit

BPCI Model Participation: None

Annual Contributions to Local and State Economy

Total Expenditures: \$14,754,100

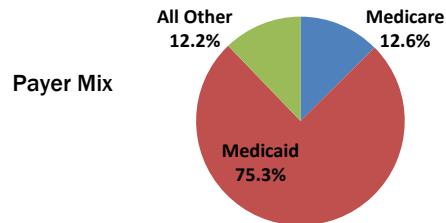
- 165 full-time equivalent jobs (salaried and contract), including key areas such as

Therapists	11	Dietary & Housekeeping	34
Nurses: 93 total, including		Contract Labor: 0 total, including	
■ Registered Nurses (RNs)	25	■ Nursing	0
■ Licensed Practical Nurses (LPNs)	15	■ Therapists	0
■ Certified Nursing Assistants (CNAs)	53	■ Other	0
Administrative	9	Plant Operations and Maintenance	4

- New Jersey nursing homes are subject to a quarterly assessment of \$11.92 per non-Medicare day. Annually, this tax totals \$492,344 for West Caldwell CC.
- Total Employee Payroll: \$6,954,481
- Estimated State Income Taxes Paid by Employees: \$384,235

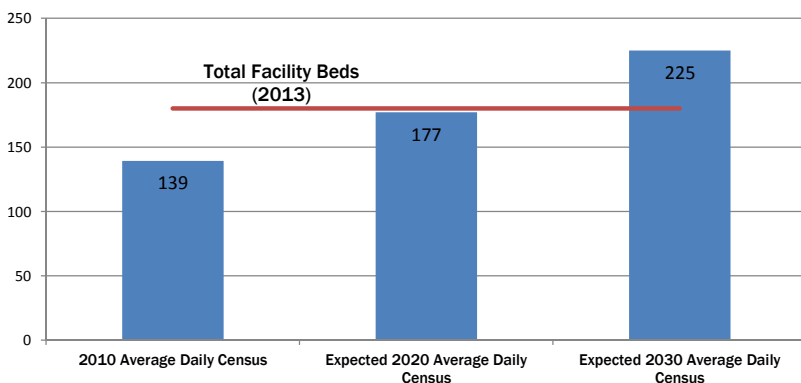
Statistical Profile

■ Medicare Ratings (from 1 to 5 stars)		Avg. Daily Census	Medicare 16.3	Medicaid 97.4	All Other 15.8	Total 129.4
Medicare Overall Rating	★★★★★	Avg. Length of Stay	27.4	374.2	302.8	142.7
Medicare Quality Measure Rating	★★★★★	Occupancy Rate	9.0%	54.1%	8.8%	71.9%
% Medicare Days in Ultra/Very High RUGs	84.8%					
Routine Cost per Day	\$262.31					
Total Beds	180					



- More than half of New Jersey's nursing home residents receive financial assistance from Medicaid, the health care program for low-income individuals that is funded by the federal and state governments. Medicaid pays nursing homes significantly lower than the cost of care. An American Health Care Association study indicates New Jersey Medicaid pays nursing homes 18 percent less than cost, resulting in an estimated \$500 million shortfall statewide between the Medicaid rate and the actual cost of care in 2013.

Community Need



New Jersey is striving to reduce institutional long term care use under Medicaid. However, the demographic trend for New Jersey indicates that nursing home bed capacity must remain stable to accommodate the need for advanced care among the oldest and frailest.

National data indicates that on average, 35 percent of people aged 65+ will enter a nursing home for varying lengths of stay. In addition, New Jersey's elderly population is projected to increase by 27.2 percent between 2010 and 2020, and by an additional 27.1 percent between 2020 and 2030, yielding approximately 1.9 million elderly residents by 2030.

The need for West Caldwell CC's services will continue to increase as the Baby-Boom generation ages.



Note: Figures may not add due to rounding.

WESTFIELD CENTER

Ownership: For-profit

BPCI Model Participation: None

Annual Contributions to Local and State Economy

Total Expenditures: \$21,118,700

- 243 full-time equivalent jobs (salaried and contract), including key areas such as

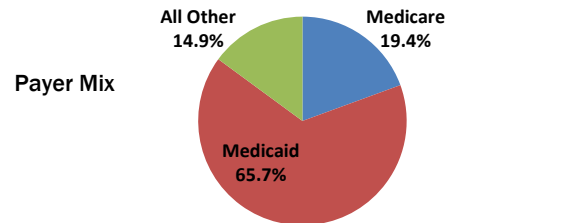
Therapists	0	Dietary & Housekeeping	37
Nurses: 150 total, including		Contract Labor: 26 total, including	
■ Registered Nurses (RNs)	48	■ Nursing	0
■ Licensed Practical Nurses (LPNs)	17	■ Therapists	25
■ Certified Nursing Assistants (CNAs)	85	■ Other	0
Administrative	10	Plant Operations and Maintenance	3

- New Jersey nursing homes are subject to a quarterly assessment of \$11.92 per non-Medicare day. Annually, this tax totals \$666,388 for Westfield Center.
- Total Employee Payroll: \$9,601,293
- Estimated State Income Taxes Paid by Employees: \$530,471

Statistical Profile

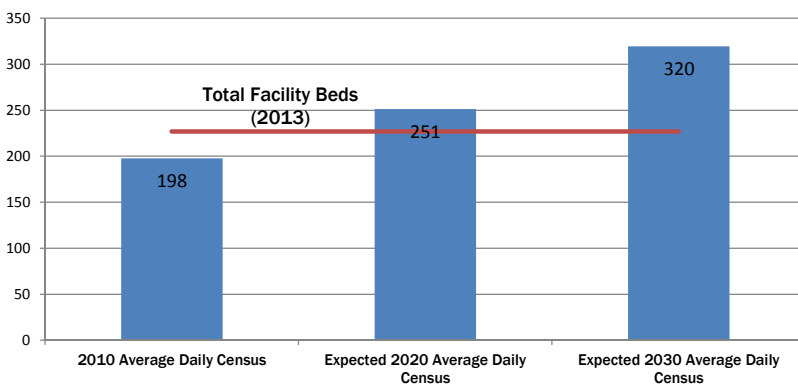
■ Medicare Ratings (from 1 to 5 stars)		Avg. Daily Census	Medicare 36.9	Medicaid 124.8	All Other 28.3	Total 190.1
Medicare Overall Rating	★★★	Avg. Length of Stay	36.8	484.7	42.7	98.8
Medicare Quality Measure Rating	★★★	Occupancy Rate	16.3%	55.0%	12.5%	83.7%

% Medicare Days in Ultra/Very High RUGs	79.9%
Routine Cost per Day	\$222.69
Total Beds Inclusive of 8 Ventilator SCNF beds	227



- More than half of New Jersey's nursing home residents receive financial assistance from Medicaid, the health care program for low-income individuals that is funded by the federal and state governments. Medicaid pays nursing homes significantly lower than the cost of care. An American Health Care Association study indicates New Jersey Medicaid pays nursing homes 18 percent less than cost, resulting in an estimated \$500 million shortfall statewide between the Medicaid rate and the actual cost of care in 2013.

Community Need



New Jersey is striving to reduce institutional long term care use under Medicaid. However, the demographic trend for New Jersey indicates that nursing home bed capacity must remain stable to accommodate the need for advanced care among the oldest and frailest.

National data indicates that on average, 35 percent of people aged 65+ will enter a nursing home for varying lengths of stay. In addition, New Jersey's elderly population is projected to increase by 27.2 percent between 2010 and 2020, and by an additional 27.1 percent between 2020 and 2030, yielding approximately 1.9 million elderly residents by 2030.

The need for Westfield Center's services will continue to increase as the Baby-Boom generation ages.



Note: Figures may not add due to rounding.

WHITE HOUSE HEALTHCARE & REHAB CENTER

Ownership: For-profit

BPCI Model Participation: None

Annual Contributions to Local and State Economy

Total Expenditures: \$14,498,700

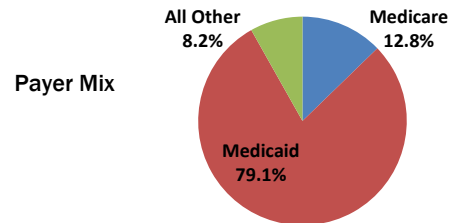
- 194 full-time equivalent jobs (salaried and contract), including key areas such as

Therapists	0	Dietary & Housekeeping	43
Nurses: 113 total, including		Contract Labor: 8 total, including	
■ Registered Nurses (RNs)	17	■ Nursing	0
■ Licensed Practical Nurses (LPNs)	17	■ Therapists	8
■ Certified Nursing Assistants (CNAs)	79	■ Other	0
Administrative	12	Plant Operations and Maintenance	3

- New Jersey nursing homes are subject to a quarterly assessment of \$11.92 per non-Medicare day. Annually, this tax totals \$630,222 for White House Healthcare & Rehab Center.
- Total Employee Payroll: \$7,027,047
- Estimated State Income Taxes Paid by Employees: \$388,244

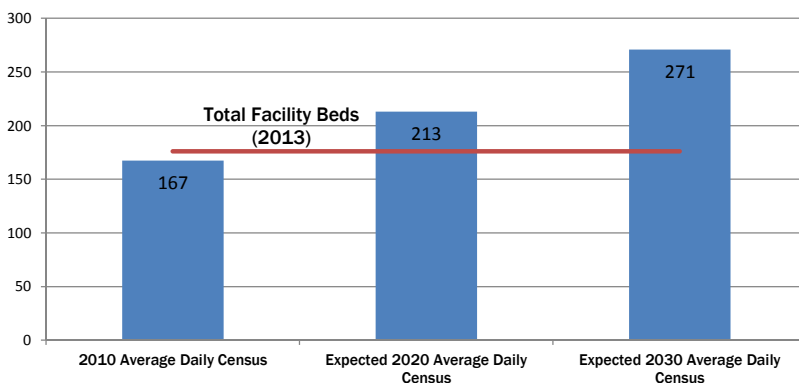
Statistical Profile

■ Medicare Ratings (from 1 to 5 stars)		Avg. Daily Census	Medicare 21.2	Medicaid 131.3	All Other 13.6	Total 166.0
Medicare Overall Rating	★★★★★	Avg. Length of Stay	38.3	389.5	57.0	147.1
Medicare Quality Measure Rating	★★★★★	Occupancy Rate	12.0%	74.6%	7.7%	94.3%
% Medicare Days in Ultra/Very High RUGs	68.0%					
Routine Cost per Day	\$211.71					
Total Beds	176					



- More than half of New Jersey's nursing home residents receive financial assistance from Medicaid, the health care program for low-income individuals that is funded by the federal and state governments. Medicaid pays nursing homes significantly less than the cost of care. An American Health Care Association study indicates New Jersey Medicaid pays nursing homes 18 percent less than cost, resulting in an estimated \$500 million shortfall statewide between the Medicaid rate and the actual cost of care in 2013.

Community Need



New Jersey is striving to reduce institutional long term care use under Medicaid. However, the demographic trend for New Jersey indicates that nursing home bed capacity must remain stable to accommodate the need for advanced care among the oldest and frailest.

National data indicates that on average, 35 percent of people aged 65+ will enter a nursing home for varying lengths of stay. In addition, New Jersey's elderly population is projected to increase by 27.2 percent between 2010 and 2020, and by an additional 27.1 percent between 2020 and 2030, yielding approximately 1.9 million elderly residents by 2030.

The need for White House Healthcare & Rehab Center's services will continue to increase as the Baby-Boom generation ages.



Note: Figures may not add due to rounding.

WHITING HEALTH CARE

Ownership: For-profit

BPCI Model Participation: None

Annual Contributions to Local and State Economy

Total Expenditures: \$20,651,700

- 124 full-time equivalent jobs (salaried and contract), including key areas such as

Therapists	1	Dietary & Housekeeping	0
Nurses: 85 total, including		Contract Labor: 11 total, including	
■ Registered Nurses (RNs)	14	■ Nursing	0
■ Licensed Practical Nurses (LPNs)	21	■ Therapists	11
■ Certified Nursing Assistants (CNAs)	50	■ Other	0
Administrative	15	Plant Operations and Maintenance	2

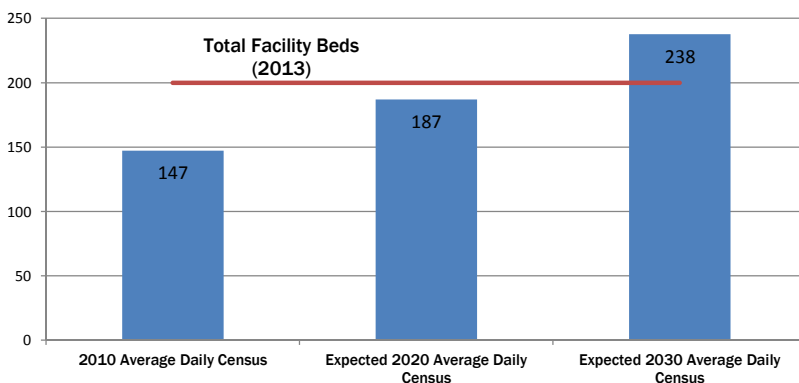
- New Jersey nursing homes are subject to a quarterly assessment of \$11.92 per non-Medicare day. Annually, this tax totals \$452,626 for Whiting Health Care.
- Total Employee Payroll: \$5,164,483
- Estimated State Income Taxes Paid by Employees: \$285,338

Statistical Profile

■ Medicare Ratings (from 1 to 5 stars)		Avg. Daily Census	Medicare 22.0	Medicaid 87.8	All Other 16.3	Total 126.1
Medicare Overall Rating	★★★	Avg. Length of Stay	29.9	492.8	54.0	103.6
Medicare Quality Measure Rating	★★★★★	Occupancy Rate	11.0%	43.9%	8.1%	63.0%
% Medicare Days in Ultra/Very High RUGs	80.5%	Payer Mix				
Routine Cost per Day	\$231.67					
Total Beds	200					

- More than half of New Jersey's nursing home residents receive financial assistance from Medicaid, the health care program for low-income individuals that is funded by the federal and state governments. Medicaid pays nursing homes significantly lower than the cost of care. An American Health Care Association study indicates New Jersey Medicaid pays nursing homes 18 percent less than cost, resulting in an estimated \$500 million shortfall statewide between the Medicaid rate and the actual cost of care in 2013.

Community Need



New Jersey is striving to reduce institutional long term care use under Medicaid. However, the demographic trend for New Jersey indicates that nursing home bed capacity must remain stable to accommodate the need for advanced care among the oldest and frailest.

National data indicates that on average, 35 percent of people aged 65+ will enter a nursing home for varying lengths of stay. In addition, New Jersey's elderly population is projected to increase by 27.2 percent between 2010 and 2020, and by an additional 27.1 percent between 2020 and 2030, yielding approximately 1.9 million elderly residents by 2030.

The need for Whiting Health Care's services will continue to increase as the Baby-Boom generation ages.



Note: Figures may not add due to rounding.

WILEY MISSION

Ownership: Nonprofit

BPCI Model Participation: None

Annual Contributions to Local and State Economy

Total Expenditures: \$9,067,300

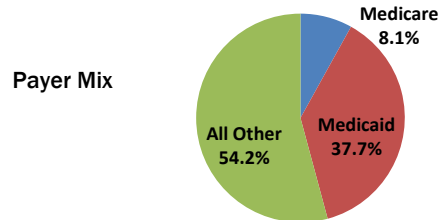
- 131 full-time equivalent jobs (salaried and contract), including key areas such as

Therapists	3	Dietary & Housekeeping	33
Nurses: 56 total, including		Contract Labor: 0 total, including	
■ Registered Nurses (RNs)	14	■ Nursing	0
■ Licensed Practical Nurses (LPNs)	7	■ Therapists	0
■ Certified Nursing Assistants (CNAs)	34	■ Other	0
Administrative	7	Plant Operations and Maintenance	5

- New Jersey nursing homes are subject to a quarterly assessment of \$11.92 per non-Medicare day. Annually, this tax totals \$253,932 for Wiley Mission.
- Total Employee Payroll: \$4,851,890
- Estimated State Income Taxes Paid by Employees: \$268,067

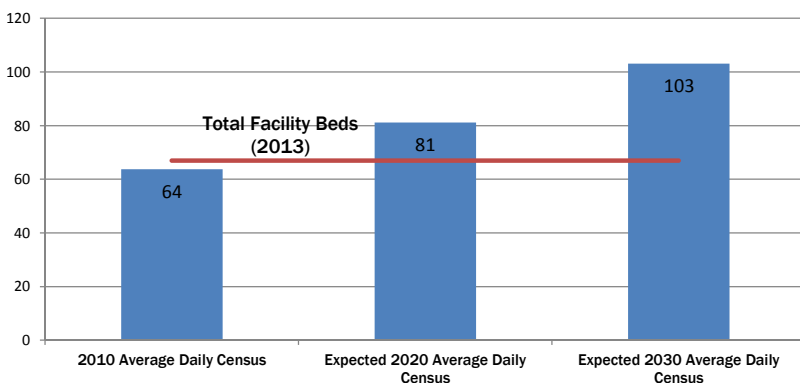
Statistical Profile

■ Medicare Ratings (from 1 to 5 stars)		Avg. Daily Census	Medicare 5.1	Medicaid 24.0	All Other 34.4	Total 63.5
Medicare Overall Rating	★★★★★	Avg. Length of Stay	28.8	1,093.1	209.3	174.3
Medicare Quality Measure Rating	★★★	Occupancy Rate	7.7%	35.8%	51.4%	94.8%
% Medicare Days in Ultra/Very High RUGs	6.8%					
Routine Cost per Day	\$293.67					
Total Beds	67					



- More than half of New Jersey's nursing home residents receive financial assistance from Medicaid, the health care program for low-income individuals that is funded by the federal and state governments. Medicaid pays nursing homes significantly lower than the cost of care. An American Health Care Association study indicates New Jersey Medicaid pays nursing homes 18 percent less than cost, resulting in an estimated \$500 million shortfall statewide between the Medicaid rate and the actual cost of care in 2013.

Community Need



New Jersey is striving to reduce institutional long term care use under Medicaid. However, the demographic trend for New Jersey indicates that nursing home bed capacity must remain stable to accommodate the need for advanced care among the oldest and frailest.

National data indicates that on average, 35 percent of people aged 65+ will enter a nursing home for varying lengths of stay. In addition, New Jersey's elderly population is projected to increase by 27.2 percent between 2010 and 2020, and by an additional 27.1 percent between 2020 and 2030, yielding approximately 1.9 million elderly residents by 2030.

The need for Wiley Mission's services will continue to increase as the Baby-Boom generation ages.



Note: Figures may not add due to rounding.

WILLOW CREEK REHAB AND CARE CENTER

Ownership: For-profit

BPCI Model Participation: None

Annual Contributions to Local and State Economy

Total Expenditures: \$20,321,000

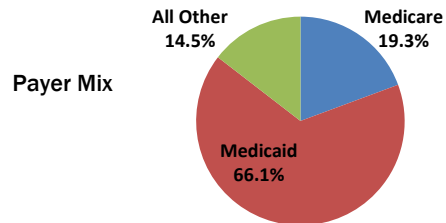
- 159 full-time equivalent jobs (salaried and contract), including key areas such as

Therapists	1	Dietary & Housekeeping	0
Nurses: 117 total, including		Contract Labor: 13 total, including	
■ Registered Nurses (RNs)	18	■ Nursing	0
■ Licensed Practical Nurses (LPNs)	38	■ Therapists	13
■ Certified Nursing Assistants (CNAs)	60	■ Other	0
Administrative	13	Plant Operations and Maintenance	2

- New Jersey nursing homes are subject to a quarterly assessment of \$11.92 per non-Medicare day. Annually, this tax totals \$524,051 for Willow Creek Rehab and Care Center.
- Total Employee Payroll: \$6,646,601
- Estimated State Income Taxes Paid by Employees: \$367,225

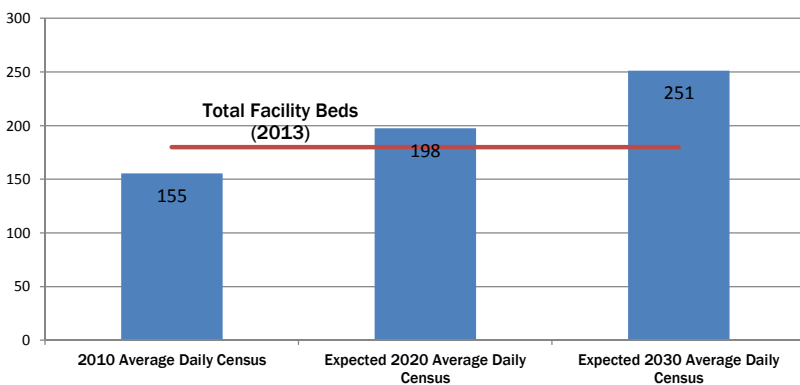
Statistical Profile

■ Medicare Ratings (from 1 to 5 stars)		Avg. Daily Census	Medicare 28.9	Medicaid 98.7	All Other 21.7	Total 149.3
Medicare Overall Rating	★★★	Avg. Length of Stay	31.2	679.9	40.7	93.0
Medicare Quality Measure Rating	★★★★★	Occupancy Rate	16.0%	54.8%	12.1%	83.0%
% Medicare Days in Ultra/Very High RUGs	81.1%					
Routine Cost per Day	\$248.68					
Total Beds	180					
<i>Inclusive of 44 TBI SCNF beds</i>						



- More than half of New Jersey's nursing home residents receive financial assistance from Medicaid, the health care program for low-income individuals that is funded by the federal and state governments. Medicaid pays nursing homes significantly lower than the cost of care. An American Health Care Association study indicates New Jersey Medicaid pays nursing homes 18 percent less than cost, resulting in an estimated \$500 million shortfall statewide between the Medicaid rate and the actual cost of care in 2013.

Community Need



New Jersey is striving to reduce institutional long term care use under Medicaid. However, the demographic trend for New Jersey indicates that nursing home bed capacity must remain stable to accommodate the need for advanced care among the oldest and frailest.

National data indicates that on average, 35 percent of people aged 65+ will enter a nursing home for varying lengths of stay. In addition, New Jersey's elderly population is projected to increase by 27.2 percent between 2010 and 2020, and by an additional 27.1 percent between 2020 and 2030, yielding approximately 1.9 million elderly residents by 2030.

The need for Willow Creek Rehab and Care Center's services will continue to increase as the Baby-Boom generation ages.



Note: Figures may not add due to rounding.

WILLOW SPRINGS REHABILITATION AND HEALTHCARE CENTER

Ownership: For-profit

BPCI Model Participation: None

Annual Contributions to Local and State Economy

Total Expenditures: \$11,174,000

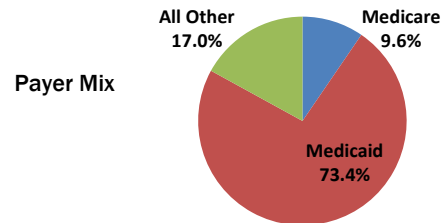
- 120 full-time equivalent jobs (salaried and contract), including key areas such as

Therapists	0	Dietary & Housekeeping	15
Nurses: 79 total, including		Contract Labor: 0 total, including	
■ Registered Nurses (RNs)	13	■ Nursing	0
■ Licensed Practical Nurses (LPNs)	20	■ Therapists	0
■ Certified Nursing Assistants (CNAs)	46	■ Other	0
Administrative	9	Plant Operations and Maintenance	1

- New Jersey nursing homes are subject to a quarterly assessment of \$11.92 per non-Medicare day. Annually, this tax totals \$431,158 for Willow Springs Rehabilitation and Healthcare Center.
- Total Employee Payroll: \$5,421,782
- Estimated State Income Taxes Paid by Employees: \$299,553

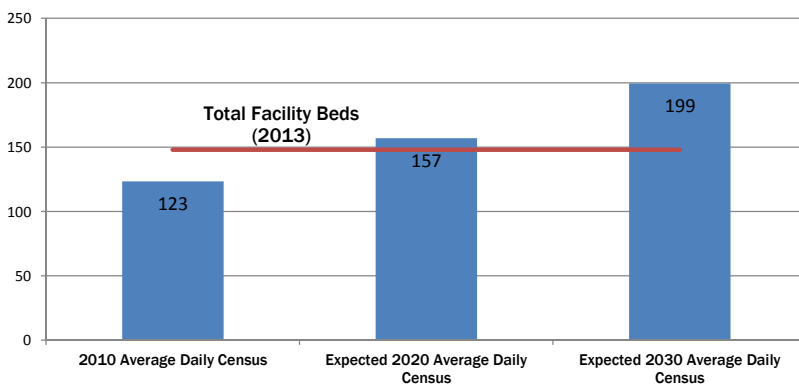
Statistical Profile

■ Medicare Ratings (from 1 to 5 stars)		Avg. Daily Census	Medicare 10.5	Medicaid 80.5	All Other 18.6	Total 109.6
Medicare Overall Rating	★	Avg. Length of Stay	28.5	205.4	31.9	81.6
Medicare Quality Measure Rating	★★	Occupancy Rate	7.1%	54.4%	12.6%	74.0%
% Medicare Days in Ultra/Very High RUGs	19.3%					
Routine Cost per Day	\$247.52					
Total Beds	148					



- More than half of New Jersey's nursing home residents receive financial assistance from Medicaid, the health care program for low-income individuals that is funded by the federal and state governments. Medicaid pays nursing homes significantly lower than the cost of care. An American Health Care Association study indicates New Jersey Medicaid pays nursing homes 18 percent less than cost, resulting in an estimated \$500 million shortfall statewide between the Medicaid rate and the actual cost of care in 2013.

Community Need



New Jersey is striving to reduce institutional long term care use under Medicaid. However, the demographic trend for New Jersey indicates that nursing home bed capacity must remain stable to accommodate the need for advanced care among the oldest and frailest.

National data indicates that on average, 35 percent of people aged 65+ will enter a nursing home for varying lengths of stay. In addition, New Jersey's elderly population is projected to increase by 27.2 percent between 2010 and 2020, and by an additional 27.1 percent between 2020 and 2030, yielding approximately 1.9 million elderly residents by 2030.

The need for Willow Springs Rehabilitation and Healthcare Center's services will continue to increase as the Baby-Boom generation ages.



Note: Figures may not add due to rounding.

WINDSOR GARDENS CARE CENTER

Ownership: For-profit

BPCI Model Participation: Model 3

Annual Contributions to Local and State Economy

Total Expenditures: \$18,158,600

- 189 full-time equivalent jobs (salaried and contract), including key areas such as

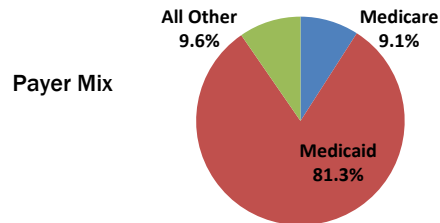
Therapists	1	Dietary & Housekeeping	22
Nurses: 113 total, including		Contract Labor: 19 total, including	
■ Registered Nurses (RNs)	18	■ Nursing	8
■ Licensed Practical Nurses (LPNs)	35	■ Therapists	11
■ Certified Nursing Assistants (CNAs)	61	■ Other	0
Administrative	6	Plant Operations and Maintenance	2

- New Jersey nursing homes are subject to a quarterly assessment of \$11.92 per non-Medicare day. Annually, this tax totals \$740,494 for Windsor Gardens Care Center.
- Total Employee Payroll: \$7,852,683
- Estimated State Income Taxes Paid by Employees: \$433,861

Statistical Profile

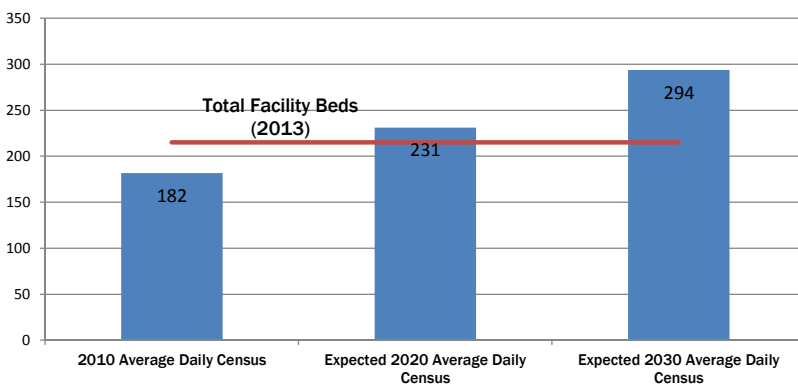
■ Medicare Ratings (from 1 to 5 stars)		Avg. Daily Census	Medicare 17.0	Medicaid 152.2	All Other 18.0	Total 187.2
Medicare Overall Rating	★★★★★	Avg. Length of Stay	41.7	226.8	67.0	138.9
Medicare Quality Measure Rating	★★★★★	Occupancy Rate	7.9%	70.8%	8.4%	87.1%

% Medicare Days in Ultra/Very High RUGs	91.1%
Routine Cost per Day	\$241.05
Total Beds	215
<i>Inclusive of 11 Ventilator SCNF beds</i>	



- More than half of New Jersey's nursing home residents receive financial assistance from Medicaid, the health care program for low-income individuals that is funded by the federal and state governments. Medicaid pays nursing homes significantly lower than the cost of care. An American Health Care Association study indicates New Jersey Medicaid pays nursing homes 18 percent less than cost, resulting in an estimated \$500 million shortfall statewide between the Medicaid rate and the actual cost of care in 2013.

Community Need



New Jersey is striving to reduce institutional long term care use under Medicaid. However, the demographic trend for New Jersey indicates that nursing home bed capacity must remain stable to accommodate the need for advanced care among the oldest and frailest.

National data indicates that on average, 35 percent of people aged 65+ will enter a nursing home for varying lengths of stay. In addition, New Jersey's elderly population is projected to increase by 27.2 percent between 2010 and 2020, and by an additional 27.1 percent between 2020 and 2030, yielding approximately 1.9 million elderly residents by 2030.

The need for Windsor Gardens Care Center's services will continue to increase as the Baby-Boom generation ages.



Note: Figures may not add due to rounding.

WOODCLIFF LAKE HEALTH & REHABILITATION CENTER

Ownership: For-profit

BPCI Model Participation: None

Annual Contributions to Local and State Economy

Total Expenditures: \$13,990,400

- 147 full-time equivalent jobs (salaried and contract), including key areas such as

Therapists	0	Dietary & Housekeeping	28
Nurses: 71 total, including		Contract Labor: 15 total, including	
■ Registered Nurses (RNs)	13	■ Nursing	0
■ Licensed Practical Nurses (LPNs)	13	■ Therapists	15
■ Certified Nursing Assistants (CNAs)	45	■ Other	0
Administrative	12	Plant Operations and Maintenance	2

- New Jersey nursing homes are subject to a quarterly assessment of \$11.92 per non-Medicare day. Annually, this tax totals \$250,094 for Woodcliff Lake Health & Rehabilitation Center.

Total Employee Payroll: \$5,685,043

Estimated State Income Taxes Paid by Employees: \$314,099

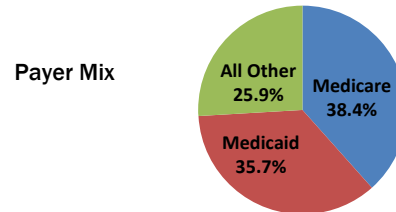
Statistical Profile

■ Medicare Ratings (from 1 to 5 stars)		Avg. Daily Census	Medicare 35.8	Medicaid 33.3	All Other 24.2	Total 93.3
Medicare Overall Rating	★★★★	Avg. Length of Stay	22.5	419.0	47.5	42.8
Medicare Quality Measure Rating	★★★★	Occupancy Rate	31.4%	29.2%	21.2%	81.9%

% Medicare Days in Ultra/Very High RUGs 95.9%

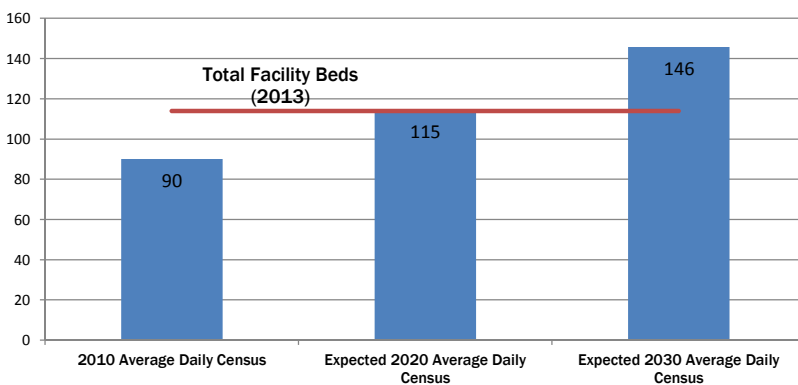
Routine Cost per Day \$270.83

Total Beds 114



- More than half of New Jersey's nursing home residents receive financial assistance from Medicaid, the health care program for low-income individuals that is funded by the federal and state governments. Medicaid pays nursing homes significantly lower than the cost of care. An American Health Care Association study indicates New Jersey Medicaid pays nursing homes 18 percent less than cost, resulting in an estimated \$500 million shortfall statewide between the Medicaid rate and the actual cost of care in 2013.

Community Need



New Jersey is striving to reduce institutional long term care use under Medicaid. However, the demographic trend for New Jersey indicates that nursing home bed capacity must remain stable to accommodate the need for advanced care among the oldest and frailest.

National data indicates that on average, 35 percent of people aged 65+ will enter a nursing home for varying lengths of stay. In addition, New Jersey's elderly population is projected to increase by 27.2 percent between 2010 and 2020, and by an additional 27.1 percent between 2020 and 2030, yielding approximately 1.9 million elderly residents by 2030.

The need for Woodcliff Lake Health & Rehabilitation Center's services will continue to increase as the Baby-Boom generation ages.



Note: Figures may not add due to rounding.

WOODCREST HEALTH CARE CENTER

Ownership: For-profit

BPCI Model Participation: Model 3

Annual Contributions to Local and State Economy

Total Expenditures: \$23,401,000

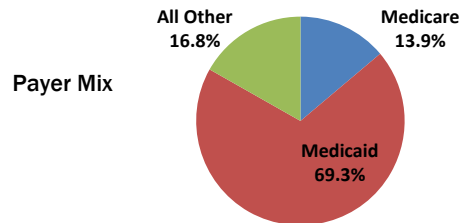
- 249 full-time equivalent jobs (salaried and contract), including key areas such as

Therapists	8	Dietary & Housekeeping	40
Nurses: 137 total, including		Contract Labor: 7 total, including	
■ Registered Nurses (RNs)	26	■ Nursing	0
■ Licensed Practical Nurses (LPNs)	30	■ Therapists	7
■ Certified Nursing Assistants (CNAs)	80	■ Other	0
Administrative	12	Plant Operations and Maintenance	4

- New Jersey nursing homes are subject to a quarterly assessment of \$11.92 per non-Medicare day. Annually, this tax totals \$801,119 for Woodcrest Health Care Center.
- Total Employee Payroll: \$9,687,538
- Estimated State Income Taxes Paid by Employees: \$535,236

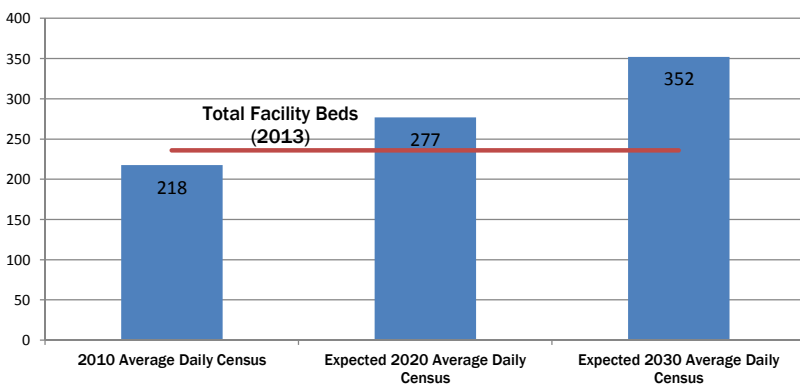
Statistical Profile

■ Medicare Ratings (from 1 to 5 stars)		Avg. Daily Census	Medicare 29.7	Medicaid 148.2	All Other 35.9	Total 213.8
Medicare Overall Rating	★★★	Avg. Length of Stay	38.0	832.3	75.3	148.9
Medicare Quality Measure Rating	★★★★	Occupancy Rate	12.6%	62.8%	15.2%	90.6%
% Medicare Days in Ultra/Very High RUGs	74.7%					
Routine Cost per Day	\$220.18					
Total Beds	236					



- More than half of New Jersey's nursing home residents receive financial assistance from Medicaid, the health care program for low-income individuals that is funded by the federal and state governments. Medicaid pays nursing homes significantly less than the cost of care. An American Health Care Association study indicates New Jersey Medicaid pays nursing homes 18 percent less than cost, resulting in an estimated \$500 million shortfall statewide between the Medicaid rate and the actual cost of care in 2013.

Community Need



New Jersey is striving to reduce institutional long term care use under Medicaid. However, the demographic trend for New Jersey indicates that nursing home bed capacity must remain stable to accommodate the need for advanced care among the oldest and frailest.

National data indicates that on average, 35 percent of people aged 65+ will enter a nursing home for varying lengths of stay. In addition, New Jersey's elderly population is projected to increase by 27.2 percent between 2010 and 2020, and by an additional 27.1 percent between 2020 and 2030, yielding approximately 1.9 million elderly residents by 2030.

The need for Woodcrest Health Care Center's services will continue to increase as the Baby-Boom generation ages.



Note: Figures may not add due to rounding.

COUNTY REPORTS

ATLANTIC COUNTY

Annual Contributions to Local and State Economy

Total Expenditures: \$154,559,900

- 1,621 full-time equivalent jobs (salaried and contract), including key areas such as

Therapists	19	Dietary & Housekeeping	159
Nurses: 860 total, including		Contract Labor: 141 total, including	
■ Registered Nurses (RNs)	141	■ Nursing	76
■ Licensed Practical Nurses (LPNs)	201	■ Therapists	65
■ Certified Nursing Assistants (CNAs)	519	■ Other	0
Administrative	86	Plant Operations and Maintenance	24

- New Jersey nursing homes are subject to a quarterly assessment of \$11.92 per non-Medicare day. Annually, this tax totals \$4,993,900 for Atlantic County nursing homes.
- Total Employee Payroll: \$60,781,300
- Estimated State Income Taxes Paid by Employees: \$3,358,200

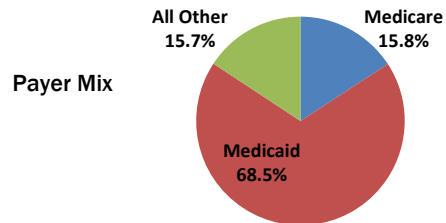
Statistical Profile

- Medicare Ratings (from 1 to 5 stars) - Overall

<i>Atlantic County Nursing Homes</i>	
% of 5-Star Ratings Countywide	8.3%
% of 4-Star Ratings Countywide	25.0%
% of 3-Star Ratings Countywide	8.3%
% of 2-Star Ratings Countywide	41.7%
% of 1-Star Ratings Countywide	16.7%

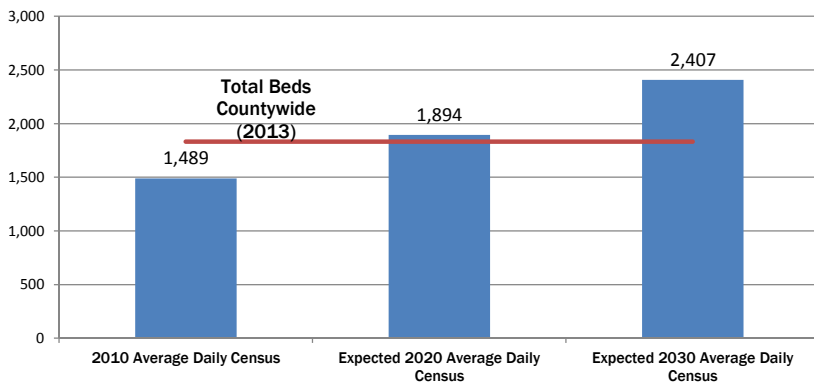
	Medicare	Medicaid	All Other	Total
Avg. Daily Census	215.2	933.4	214.4	1,363.1
Avg. Length of Stay	30.6	309.2	72.9	105.0
Occupancy Rate	11.7%	50.9%	11.7%	74.4%

% Medicare Days in Ultra/Very High RUGs	79.4%
Routine Cost per Day	\$242.86
Total Beds	1,833



- More than half of New Jersey's nursing home residents receive financial assistance from Medicaid, the health care program for low-income individuals that is funded by the federal and state governments. Medicaid pays nursing homes significantly lower than the cost of care. An American Health Care Association study indicates New Jersey Medicaid pays nursing homes 18 percent less than cost, resulting in an estimated \$500 million shortfall statewide between the Medicaid rate and the actual cost of care in 2013.

Community Need



New Jersey is striving to reduce institutional long term care use under Medicaid. However, the demographic trend for New Jersey indicates that nursing home bed capacity must remain stable to accommodate the need for advanced care among the oldest and frailest.

National data indicates that on average, 35 percent of people aged 65+ will enter a nursing home for varying lengths of stay. In addition, New Jersey's elderly population is projected to increase by 27.2 percent between 2010 and 2020, and by an additional 27.1 percent between 2020 and 2030, yielding approximately 1.9 million elderly residents by 2030.

The need for nursing home services in Atlantic County will continue to increase as the Baby-Boom generation ages.



Note: Figures may not add due to rounding.

BERGEN COUNTY

Annual Contributions to Local and State Economy

Total Expenditures: \$522,250,100

- 5,807 full-time equivalent jobs (salaried and contract), including key areas such as

Therapists	168	Dietary & Housekeeping	593
Nurses: 2,448 total, including		Contract Labor: 535 total, including	
■ Registered Nurses (RNs)	569	■ Nursing	274
■ Licensed Practical Nurses (LPNs)	426	■ Therapists	261
■ Certified Nursing Assistants (CNAs)	1,453	■ Other	1
Administrative	291	Plant Operations and Maintenance	91

- New Jersey nursing homes are subject to a quarterly assessment of \$11.92 per non-Medicare day. Annually, this tax totals \$15,632,100 for Bergen County nursing homes.

- Total Employee Payroll: \$233,821,700
- Estimated State Income Taxes Paid by Employees: \$12,918,700

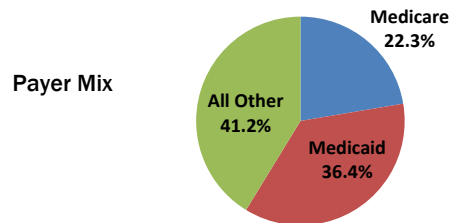
Statistical Profile

- Medicare Ratings (from 1 to 5 stars) - Overall
Bergen County Nursing Homes

% of 5-Star Ratings Countywide	43.8%
% of 4-Star Ratings Countywide	21.9%
% of 3-Star Ratings Countywide	21.9%
% of 2-Star Ratings Countywide	9.4%
% of 1-Star Ratings Countywide	3.1%

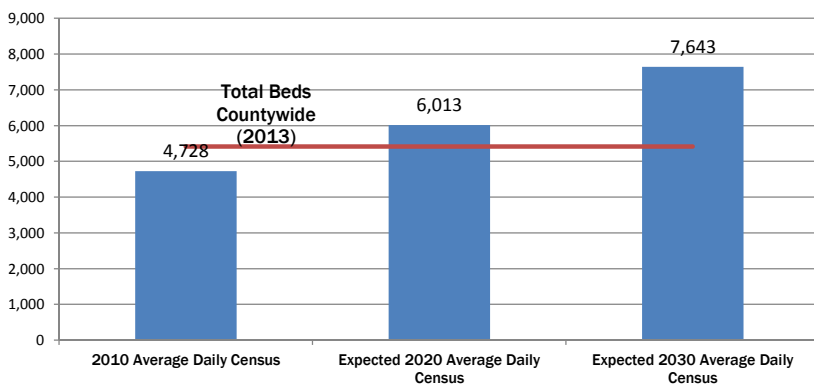
	Medicare	Medicaid	All Other	Total
Avg. Daily Census	1,032.8	1,685.0	1,908.0	4,625.7
Avg. Length of Stay	36.8	472.4	133.4	100.7
Occupancy Rate	19.1%	31.1%	35.3%	85.5%

% Medicare Days in Ultra/Very High RUGs	85.2%
Routine Cost per Day	\$259.26
Total Beds	5,412



- More than half of New Jersey's nursing home residents receive financial assistance from Medicaid, the health care program for low-income individuals that is funded by the federal and state governments. Medicaid pays nursing homes significantly lower than the cost of care. An American Health Care Association study indicates New Jersey Medicaid pays nursing homes 18 percent less than cost, resulting in an estimated \$500 million shortfall statewide between the Medicaid rate and the actual cost of care in 2013.

Community Need



New Jersey is striving to reduce institutional long term care use under Medicaid. However, the demographic trend for New Jersey indicates that nursing home bed capacity must remain stable to accommodate the need for advanced care among the oldest and frailest.

National data indicates that on average, 35 percent of people aged 65+ will enter a nursing home for varying lengths of stay. In addition, New Jersey's elderly population is projected to increase by 27.2 percent between 2010 and 2020, and by an additional 27.1 percent between 2020 and 2030, yielding approximately 1.9 million elderly residents by 2030.

The need for nursing home services in Bergen County will continue to increase as the Baby-Boom generation ages.



Note: Figures may not add due to rounding.

BURLINGTON COUNTY

Annual Contributions to Local and State Economy

Total Expenditures: \$291,235,000

- 3,144 full-time equivalent jobs (salaried and contract), including key areas such as

Therapists	59	Dietary & Housekeeping	407
Nurses: 1,294 total, including		Contract Labor: 265 total, including	
■ Registered Nurses (RNs)	280	■ Nursing	170
■ Licensed Practical Nurses (LPNs)	265	■ Therapists	94
■ Certified Nursing Assistants (CNAs)	749	■ Other	1
Administrative	187	Plant Operations and Maintenance	96

- New Jersey nursing homes are subject to a quarterly assessment of \$11.92 per non-Medicare day. Annually, this tax totals \$9,218,000 for Burlington County nursing homes.
- Total Employee Payroll: \$116,633,000
- Estimated State Income Taxes Paid by Employees: \$6,444,000

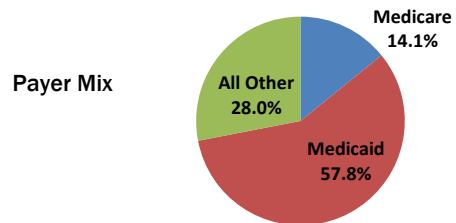
Statistical Profile

- Medicare Ratings (from 1 to 5 stars) - Overall
Burlington County Nursing Homes

% of 5-Star Ratings Countywide	33.3%
% of 4-Star Ratings Countywide	22.2%
% of 3-Star Ratings Countywide	22.2%
% of 2-Star Ratings Countywide	11.1%
% of 1-Star Ratings Countywide	11.1%

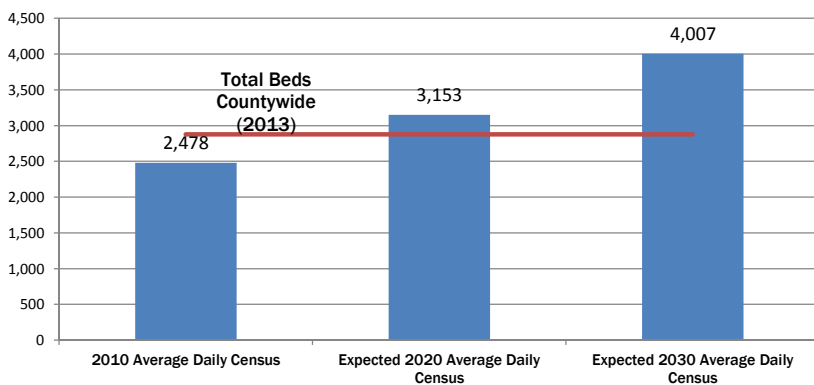
	Medicare	Medicaid	All Other	Total
Avg. Daily Census	348.9	1,426.9	691.8	2,467.6
Avg. Length of Stay	34.8	451.7	107.0	125.6
Occupancy Rate	12.1%	49.6%	24.1%	85.8%

% Medicare Days in Ultra/Very High RUGs	74.9%
Routine Cost per Day	\$204.34
Total Beds	2,876



- More than half of New Jersey's nursing home residents receive financial assistance from Medicaid, the health care program for low-income individuals that is funded by the federal and state governments. Medicaid pays nursing homes significantly lower than the cost of care. An American Health Care Association study indicates New Jersey Medicaid pays nursing homes 18 percent less than cost, resulting in an estimated \$500 million shortfall statewide between the Medicaid rate and the actual cost of care in 2013.

Community Need



New Jersey is striving to reduce institutional long term care use under Medicaid. However, the demographic trend for New Jersey indicates that nursing home bed capacity must remain stable to accommodate the need for advanced care among the oldest and frailest.

National data indicates that on average, 35 percent of people aged 65+ will enter a nursing home for varying lengths of stay. In addition, New Jersey's elderly population is projected to increase by 27.2 percent between 2010 and 2020, and by an additional 27.1 percent between 2020 and 2030, yielding approximately 1.9 million elderly residents by 2030.

The need for nursing home services in Burlington County will continue to increase as the Baby-Boom generation ages.



Note: Figures may not add due to rounding.

CAMDEN COUNTY

Annual Contributions to Local and State Economy

Total Expenditures: \$311,066,400

- 3,121 full-time equivalent jobs (salaried and contract), including key areas such as

Therapists	47	Dietary & Housekeeping	339
Nurses: 1,264 total, including		Contract Labor: 509 total, including	
■ Registered Nurses (RNs)	269	■ Nursing	383
■ Licensed Practical Nurses (LPNs)	253	■ Therapists	125
■ Certified Nursing Assistants (CNAs)	743	■ Other	0
Administrative	165	Plant Operations and Maintenance	77

- New Jersey nursing homes are subject to a quarterly assessment of \$11.92 per non-Medicare day. Annually, this tax totals \$11,267,000 for Camden County nursing homes.

- Total Employee Payroll: \$111,162,400
- Estimated State Income Taxes Paid by Employees: \$6,141,700

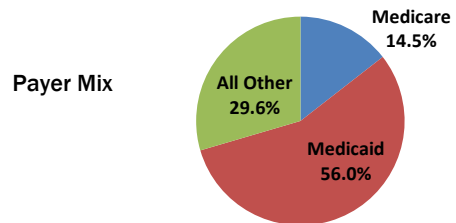
Statistical Profile

- Medicare Ratings (from 1 to 5 stars) - Overall Camden County Nursing Homes

% of 5-Star Ratings Countywide	5.0%
% of 4-Star Ratings Countywide	25.0%
% of 3-Star Ratings Countywide	40.0%
% of 2-Star Ratings Countywide	20.0%
% of 1-Star Ratings Countywide	10.0%

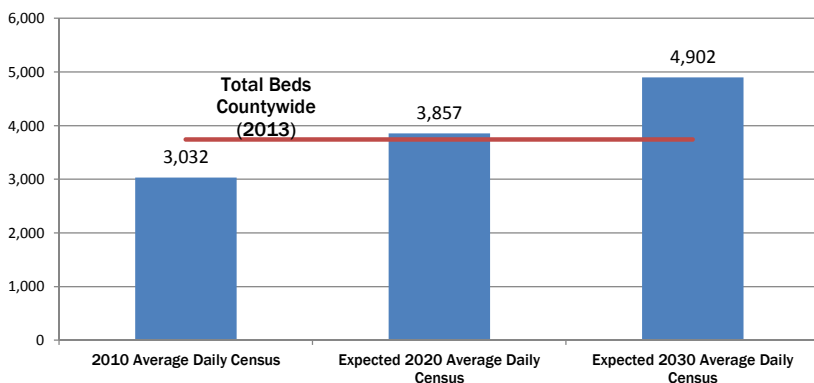
	Medicare	Medicaid	All Other	Total
Avg. Daily Census	438.8	1,694.7	894.9	3,028.5
Avg. Length of Stay	33.4	426.0	113.2	121.1
Occupancy Rate	11.7%	45.3%	23.9%	80.9%

% Medicare Days in Ultra/Very High RUGs	79.4%
Routine Cost per Day	\$213.56
Total Beds	3,744



- More than half of New Jersey's nursing home residents receive financial assistance from Medicaid, the health care program for low-income individuals that is funded by the federal and state governments. Medicaid pays nursing homes significantly lower than the cost of care. An American Health Care Association study indicates New Jersey Medicaid pays nursing homes 18 percent less than cost, resulting in an estimated \$500 million shortfall statewide between the Medicaid rate and the actual cost of care in 2013.

Community Need



New Jersey is striving to reduce institutional long term care use under Medicaid. However, the demographic trend for New Jersey indicates that nursing home bed capacity must remain stable to accommodate the need for advanced care among the oldest and frailest.

National data indicates that on average, 35 percent of people aged 65+ will enter a nursing home for varying lengths of stay. In addition, New Jersey's elderly population is projected to increase by 27.2 percent between 2010 and 2020, and by an additional 27.1 percent between 2020 and 2030, yielding approximately 1.9 million elderly residents by 2030.

The need for nursing home services in Camden County will continue to increase as the Baby-Boom generation ages.



Note: Figures may not add due to rounding.

CAPE MAY COUNTY

Annual Contributions to Local and State Economy

Total Expenditures: \$88,887,900

- 921 full-time equivalent jobs (salaried and contract), including key areas such as

Therapists	2	Dietary & Housekeeping	91
Nurses: 431 total, including		Contract Labor: 117 total, including	
■ Registered Nurses (RNs)	94	■ Nursing	98
■ Licensed Practical Nurses (LPNs)	98	■ Therapists	19
■ Certified Nursing Assistants (CNAs)	239	■ Other	1
Administrative	63	Plant Operations and Maintenance	21

- New Jersey nursing homes are subject to a quarterly assessment of \$11.92 per non-Medicare day. Annually, this tax totals \$3,558,500 for Cape May County nursing homes.
- Total Employee Payroll: \$31,822,500
- Estimated State Income Taxes Paid by Employees: \$1,758,200

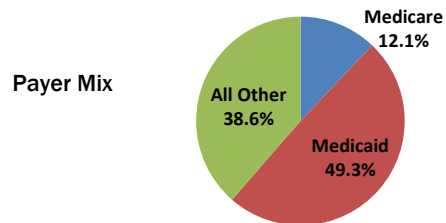
Statistical Profile

- Medicare Ratings (from 1 to 5 stars) - Overall Cape May County Nursing Homes

% of 5-Star Ratings Countywide	14.3%
% of 4-Star Ratings Countywide	28.6%
% of 3-Star Ratings Countywide	0.0%
% of 2-Star Ratings Countywide	14.3%
% of 1-Star Ratings Countywide	42.9%

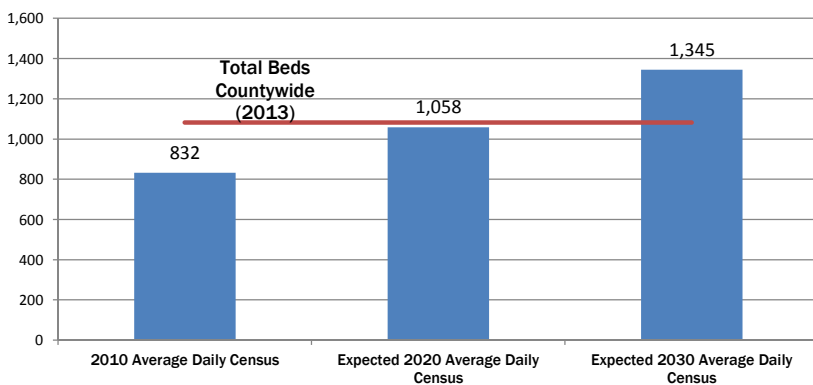
	Medicare	Medicaid	All Other	Total
Avg. Daily Census	112.4	458.9	359.1	930.3
Avg. Length of Stay	33.5	573.6	192.7	154.7
Occupancy Rate	10.4%	42.4%	33.2%	86.0%

% Medicare Days in Ultra/Very High RUGs	71.8%
Routine Cost per Day	\$190.13
Total Beds	1,082



- More than half of New Jersey's nursing home residents receive financial assistance from Medicaid, the health care program for low-income individuals that is funded by the federal and state governments. Medicaid pays nursing homes significantly lower than the cost of care. An American Health Care Association study indicates New Jersey Medicaid pays nursing homes 18 percent less than cost, resulting in an estimated \$500 million shortfall statewide between the Medicaid rate and the actual cost of care in 2013.

Community Need



New Jersey is striving to reduce institutional long term care use under Medicaid. However, the demographic trend for New Jersey indicates that nursing home bed capacity must remain stable to accommodate the need for advanced care among the oldest and frailest.

National data indicates that on average, 35 percent of people aged 65+ will enter a nursing home for varying lengths of stay. In addition, New Jersey's elderly population is projected to increase by 27.2 percent between 2010 and 2020, and by an additional 27.1 percent between 2020 and 2030, yielding approximately 1.9 million elderly residents by 2030.

The need for nursing home services in Cape May County will continue to increase as the Baby-Boom generation ages.



Note: Figures may not add due to rounding.

CUMBERLAND COUNTY

Annual Contributions to Local and State Economy

Total Expenditures: \$106,584,700

- 1,282 full-time equivalent jobs (salaried and contract), including key areas such as

Therapists	0	Dietary & Housekeeping	139
Nurses: 597 total, including		Contract Labor: 236 total, including	
■ Registered Nurses (RNs)	117	■ Nursing	189
■ Licensed Practical Nurses (LPNs)	127	■ Therapists	47
■ Certified Nursing Assistants (CNAs)	353	■ Other	0
Administrative	57	Plant Operations and Maintenance	43

- New Jersey nursing homes are subject to a quarterly assessment of \$11.92 per non-Medicare day. Annually, this tax totals \$4,158,900 for Cumberland County nursing homes.
- Total Employee Payroll: \$45,307,300
- Estimated State Income Taxes Paid by Employees: \$2,503,200

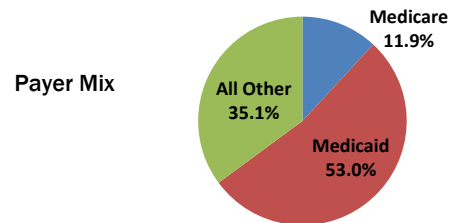
Statistical Profile

- Medicare Ratings (from 1 to 5 stars) - Overall
Cumberland County Nursing Homes

% of 5-Star Ratings Countywide	16.7%
% of 4-Star Ratings Countywide	33.3%
% of 3-Star Ratings Countywide	16.7%
% of 2-Star Ratings Countywide	16.7%
% of 1-Star Ratings Countywide	16.7%

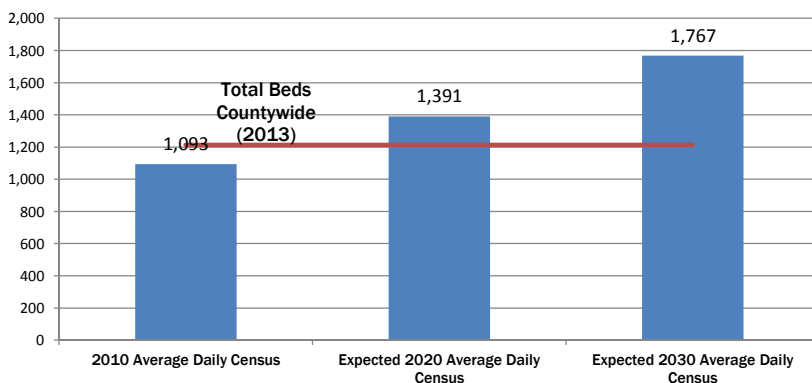
	Medicare	Medicaid	All Other	Total
Avg. Daily Census	128.8	575.0	380.9	1,084.7
Avg. Length of Stay	34.8	383.7	156.7	142.2
Occupancy Rate	10.6%	47.4%	31.4%	89.3%

% Medicare Days in Ultra/Very High RUGs	78.2%
Routine Cost per Day	\$260.02
Total Beds	1,214



- More than half of New Jersey's nursing home residents receive financial assistance from Medicaid, the health care program for low-income individuals that is funded by the federal and state governments. Medicaid pays nursing homes significantly lower than the cost of care. An American Health Care Association study indicates New Jersey Medicaid pays nursing homes 18 percent less than cost, resulting in an estimated \$500 million shortfall statewide between the Medicaid rate and the actual cost of care in 2013.

Community Need



New Jersey is striving to reduce institutional long term care use under Medicaid. However, the demographic trend for New Jersey indicates that nursing home bed capacity must remain stable to accommodate the need for advanced care among the oldest and frailest.

National data indicates that on average, 35 percent of people aged 65+ will enter a nursing home for varying lengths of stay. In addition, New Jersey's elderly population is projected to increase by 27.2 percent between 2010 and 2020, and by an additional 27.1 percent between 2020 and 2030, yielding approximately 1.9 million elderly residents by 2030.

The need for nursing home services in Cumberland County will continue to increase as the Baby-Boom generation ages.



Note: Figures may not add due to rounding.

ESSEX COUNTY

Annual Contributions to Local and State Economy

Total Expenditures: \$485,330,900

- 5,016 full-time equivalent jobs (salaried and contract), including key areas such as

Therapists	45	Dietary & Housekeeping	544
Nurses: 2,362 total, including		Contract Labor: 807 total, including	
■ Registered Nurses (RNs)	507	■ Nursing	589
■ Licensed Practical Nurses (LPNs)	406	■ Therapists	217
■ Certified Nursing Assistants (CNAs)	1,448	■ Other	1
Administrative	276	Plant Operations and Maintenance	94

- New Jersey nursing homes are subject to a quarterly assessment of \$11.92 per non-Medicare day. Annually, this tax totals \$15,735,000 for Essex County nursing homes.

- Total Employee Payroll: \$177,498,900
- Estimated State Income Taxes Paid by Employees: \$9,806,800

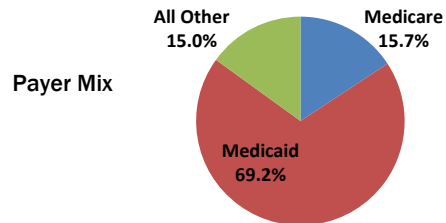
Statistical Profile

- Medicare Ratings (from 1 to 5 stars) - Overall Essex County Nursing Homes

% of 5-Star Ratings Countywide	31.3%
% of 4-Star Ratings Countywide	28.1%
% of 3-Star Ratings Countywide	12.5%
% of 2-Star Ratings Countywide	25.0%
% of 1-Star Ratings Countywide	3.1%

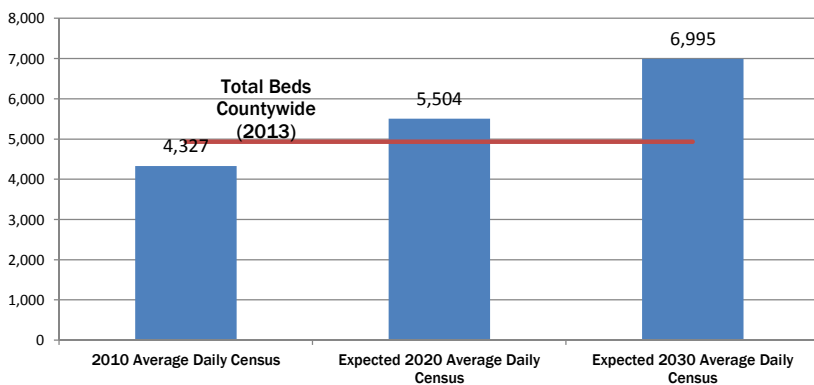
	Medicare	Medicaid	All Other	Total
Avg. Daily Census	674.5	2,971.3	645.2	4,291.1
Avg. Length of Stay	38.3	350.3	60.8	116.8
Occupancy Rate	13.7%	60.2%	13.1%	87.0%

% Medicare Days in Ultra/Very High RUGs	82.6%
Routine Cost per Day	\$237.62
Total Beds	4,935



- More than half of New Jersey's nursing home residents receive financial assistance from Medicaid, the health care program for low-income individuals that is funded by the federal and state governments. Medicaid pays nursing homes significantly lower than the cost of care. An American Health Care Association study indicates New Jersey Medicaid pays nursing homes 18 percent less than cost, resulting in an estimated \$500 million shortfall statewide between the Medicaid rate and the actual cost of care in 2013.

Community Need



New Jersey is striving to reduce institutional long term care use under Medicaid. However, the demographic trend for New Jersey indicates that nursing home bed capacity must remain stable to accommodate the need for advanced care among the oldest and frailest.

National data indicates that on average, 35 percent of people aged 65+ will enter a nursing home for varying lengths of stay. In addition, New Jersey's elderly population is projected to increase by 27.2 percent between 2010 and 2020, and by an additional 27.1 percent between 2020 and 2030, yielding approximately 1.9 million elderly residents by 2030.

The need for nursing home services in Essex County will continue to increase as the Baby-Boom generation ages.



Note: Figures may not add due to rounding.

GLOUCESTER COUNTY

Annual Contributions to Local and State Economy

Total Expenditures: \$119,090,400

- 1,110 full-time equivalent jobs (salaried and contract), including key areas such as

Therapists	47	Dietary & Housekeeping	81
Nurses: 637 total, including		Contract Labor: 54 total, including	
■ Registered Nurses (RNs)	131	■ Nursing	18
■ Licensed Practical Nurses (LPNs)	144	■ Therapists	36
■ Certified Nursing Assistants (CNAs)	361	■ Other	0
Administrative	62	Plant Operations and Maintenance	23

- New Jersey nursing homes are subject to a quarterly assessment of \$11.92 per non-Medicare day. Annually, this tax totals \$3,736,700 for Gloucester County nursing homes.
- Total Employee Payroll: \$49,101,700
- Estimated State Income Taxes Paid by Employees: \$2,712,900

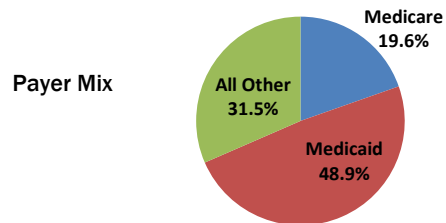
Statistical Profile

- Medicare Ratings (from 1 to 5 stars) - Overall Gloucester County Nursing Homes

% of 5-Star Ratings Countywide	12.5%
% of 4-Star Ratings Countywide	25.0%
% of 3-Star Ratings Countywide	12.5%
% of 2-Star Ratings Countywide	50.0%
% of 1-Star Ratings Countywide	0.0%

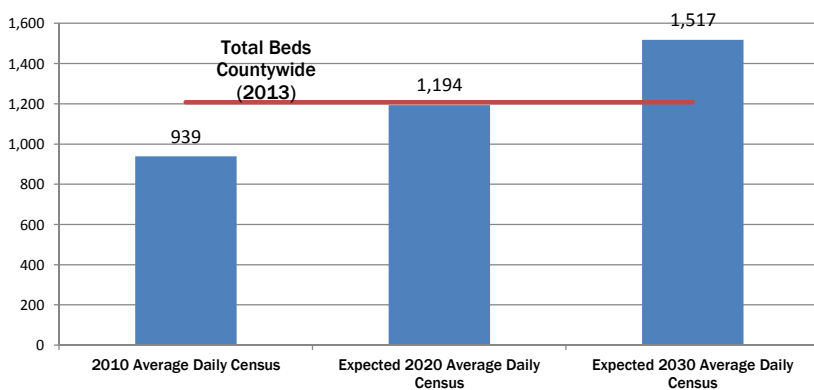
	Medicare	Medicaid	All Other	Total
Avg. Daily Census	209.5	522.0	336.8	1,068.3
Avg. Length of Stay	30.1	369.3	112.8	94.1
Occupancy Rate	17.3%	43.2%	27.9%	88.4%

% Medicare Days in Ultra/Very High RUGs	79.4%
Routine Cost per Day	\$212.02
Total Beds	1,208



- More than half of New Jersey's nursing home residents receive financial assistance from Medicaid, the health care program for low-income individuals that is funded by the federal and state governments. Medicaid pays nursing homes significantly lower than the cost of care. An American Health Care Association study indicates New Jersey Medicaid pays nursing homes 18 percent less than cost, resulting in an estimated \$500 million shortfall statewide between the Medicaid rate and the actual cost of care in 2013.

Community Need



New Jersey is striving to reduce institutional long term care use under Medicaid. However, the demographic trend for New Jersey indicates that nursing home bed capacity must remain stable to accommodate the need for advanced care among the oldest and frailest.

National data indicates that on average, 35 percent of people aged 65+ will enter a nursing home for varying lengths of stay. In addition, New Jersey's elderly population is projected to increase by 27.2 percent between 2010 and 2020, and by an additional 27.1 percent between 2020 and 2030, yielding approximately 1.9 million elderly residents by 2030.

The need for nursing home services in Gloucester County will continue to increase as the Baby-Boom generation ages.



Note: Figures may not add due to rounding.

HUDSON COUNTY

Annual Contributions to Local and State Economy

Total Expenditures: \$247,115,200

- 2,391 full-time equivalent jobs (salaried and contract), including key areas such as

Therapists	16	Dietary & Housekeeping	215
Nurses: 496 total, including		Contract Labor: 1,171 total, including	
■ Registered Nurses (RNs)	85	■ Nursing	1,041
■ Licensed Practical Nurses (LPNs)	97	■ Therapists	129
■ Certified Nursing Assistants (CNAs)	314	■ Other	0
Administrative	123	Plant Operations and Maintenance	43

- New Jersey nursing homes are subject to a quarterly assessment of \$11.92 per non-Medicare day. Annually, this tax totals \$8,541,300 for Hudson County nursing homes.
- Total Employee Payroll: \$48,937,300
- Estimated State Income Taxes Paid by Employees: \$2,703,800

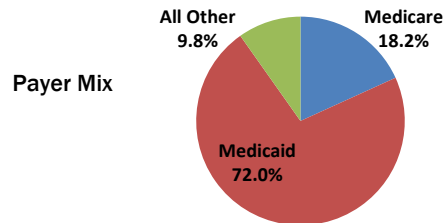
Statistical Profile

- Medicare Ratings (from 1 to 5 stars) - Overall

<i>Hudson County Nursing Homes</i>	
% of 5-Star Ratings Countywide	56.3%
% of 4-Star Ratings Countywide	25.0%
% of 3-Star Ratings Countywide	6.3%
% of 2-Star Ratings Countywide	12.5%
% of 1-Star Ratings Countywide	0.0%

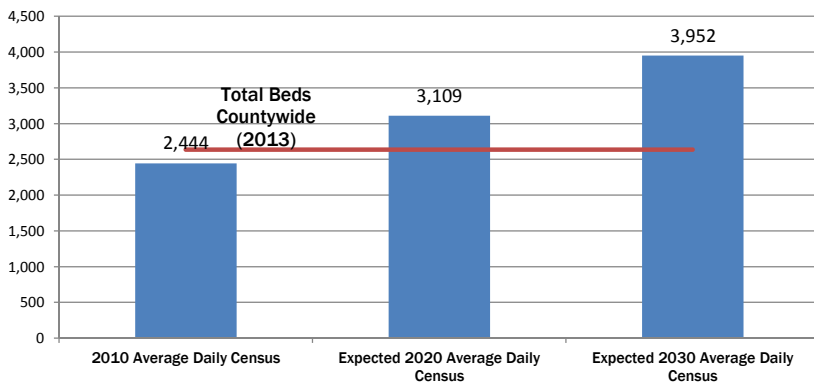
	Medicare	Medicaid	All Other	Total
Avg. Daily Census	437.3	1,728.2	234.9	2,400.4
Avg. Length of Stay	36.9	381.6	35.5	104.4
Occupancy Rate	16.6%	65.5%	8.9%	91.0%

% Medicare Days in Ultra/Very High RUGs	84.8%
Routine Cost per Day	\$230.85
Total Beds	2,638



- More than half of New Jersey's nursing home residents receive financial assistance from Medicaid, the health care program for low-income individuals that is funded by the federal and state governments. Medicaid pays nursing homes significantly lower than the cost of care. An American Health Care Association study indicates New Jersey Medicaid pays nursing homes 18 percent less than cost, resulting in an estimated \$500 million shortfall statewide between the Medicaid rate and the actual cost of care in 2013.

Community Need



New Jersey is striving to reduce institutional long term care use under Medicaid. However, the demographic trend for New Jersey indicates that nursing home bed capacity must remain stable to accommodate the need for advanced care among the oldest and frailest.

National data indicates that on average, 35 percent of people aged 65+ will enter a nursing home for varying lengths of stay. In addition, New Jersey's elderly population is projected to increase by 27.2 percent between 2010 and 2020, and by an additional 27.1 percent between 2020 and 2030, yielding approximately 1.9 million elderly residents by 2030.

The need for nursing home services in Hudson County will continue to increase as the Baby-Boom generation ages.



Note: Figures may not add due to rounding.

HUNTERDON COUNTY

Annual Contributions to Local and State Economy

Total Expenditures: \$40,839,900

- 496 full-time equivalent jobs (salaried and contract), including key areas such as

Therapists	0	Dietary & Housekeeping	63
Nurses: 317 total, including		Contract Labor: 34 total, including	
■ Registered Nurses (RNs)	72	■ Nursing	1
■ Licensed Practical Nurses (LPNs)	57	■ Therapists	33
■ Certified Nursing Assistants (CNAs)	188	■ Other	0
Administrative	28	Plant Operations and Maintenance	6

- New Jersey nursing homes are subject to a quarterly assessment of \$11.92 per non-Medicare day. Annually, this tax totals \$1,427,800 for Hunterdon County nursing homes.
- Total Employee Payroll: \$17,878,200
- Estimated State Income Taxes Paid by Employees: \$987,800

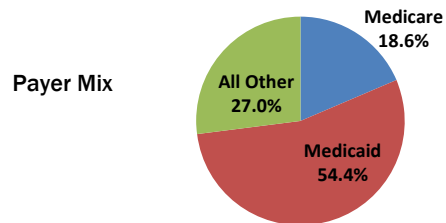
Statistical Profile

- Medicare Ratings (from 1 to 5 stars) - Overall
Hunterdon County Nursing Homes

% of 5-Star Ratings Countywide	20.0%
% of 4-Star Ratings Countywide	20.0%
% of 3-Star Ratings Countywide	40.0%
% of 2-Star Ratings Countywide	20.0%
% of 1-Star Ratings Countywide	0.0%

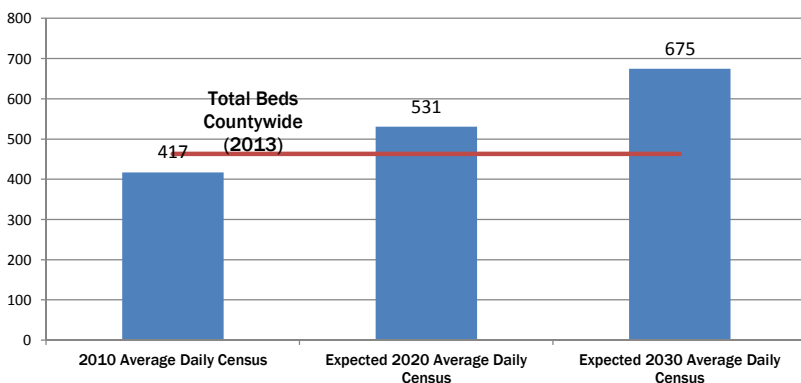
	Medicare	Medicaid	All Other	Total
Avg. Daily Census	74.8	219.3	108.8	403.0
Avg. Length of Stay	31.0	611.1	95.5	103.1
Occupancy Rate	16.2%	47.4%	23.5%	87.0%

% Medicare Days in Ultra/Very High RUGs	89.6%
Routine Cost per Day	\$229.84
Total Beds	463



- More than half of New Jersey's nursing home residents receive financial assistance from Medicaid, the health care program for low-income individuals that is funded by the federal and state governments. Medicaid pays nursing homes significantly lower than the cost of care. An American Health Care Association study indicates New Jersey Medicaid pays nursing homes 18 percent less than cost, resulting in an estimated \$500 million shortfall statewide between the Medicaid rate and the actual cost of care in 2013.

Community Need



New Jersey is striving to reduce institutional long term care use under Medicaid. However, the demographic trend for New Jersey indicates that nursing home bed capacity must remain stable to accommodate the need for advanced care among the oldest and frailest.

National data indicates that on average, 35 percent of people aged 65+ will enter a nursing home for varying lengths of stay. In addition, New Jersey's elderly population is projected to increase by 27.2 percent between 2010 and 2020, and by an additional 27.1 percent between 2020 and 2030, yielding approximately 1.9 million elderly residents by 2030.

The need for nursing home services in Hunterdon County will continue to increase as the Baby-Boom generation ages.



Note: Figures may not add due to rounding.

MERCER COUNTY

Annual Contributions to Local and State Economy

Total Expenditures: \$227,413,100

- 2,438 full-time equivalent jobs (salaried and contract), including key areas such as

Therapists	49	Dietary & Housekeeping	261
Nurses: 1,053 total, including		Contract Labor: 211 total, including	
■ Registered Nurses (RNs)	178	■ Nursing	135
■ Licensed Practical Nurses (LPNs)	264	■ Therapists	71
■ Certified Nursing Assistants (CNAs)	611	■ Other	4
Administrative	122	Plant Operations and Maintenance	78

- New Jersey nursing homes are subject to a quarterly assessment of \$11.92 per non-Medicare day. Annually, this tax totals \$7,453,600 for Mercer County nursing homes.
- Total Employee Payroll: \$92,853,700
- Estimated State Income Taxes Paid by Employees: \$5,130,200

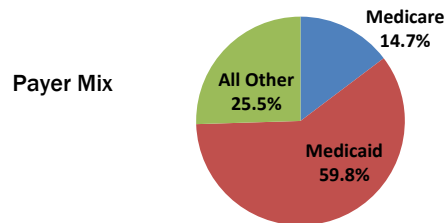
Statistical Profile

- Medicare Ratings (from 1 to 5 stars) - Overall
Mercer County Nursing Homes

% of 5-Star Ratings Countywide	29.4%
% of 4-Star Ratings Countywide	23.5%
% of 3-Star Ratings Countywide	0.0%
% of 2-Star Ratings Countywide	35.3%
% of 1-Star Ratings Countywide	11.8%

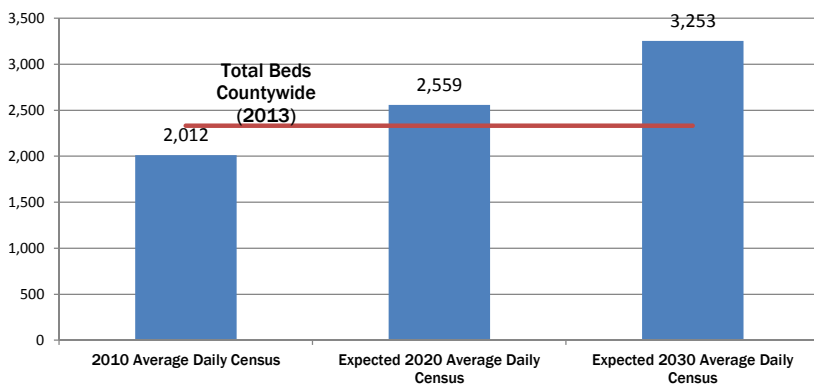
	Medicare	Medicaid	All Other	Total
Avg. Daily Census	295.3	1,201.3	511.9	2,008.5
Avg. Length of Stay	40.0	375.1	106.1	130.3
Occupancy Rate	12.7%	51.5%	21.9%	86.1%

% Medicare Days in Ultra/Very High RUGs	80.1%
Routine Cost per Day	\$223.01
Total Beds	2,334



- More than half of New Jersey's nursing home residents receive financial assistance from Medicaid, the health care program for low-income individuals that is funded by the federal and state governments. Medicaid pays nursing homes significantly lower than the cost of care. An American Health Care Association study indicates New Jersey Medicaid pays nursing homes 18 percent less than cost, resulting in an estimated \$500 million shortfall statewide between the Medicaid rate and the actual cost of care in 2013.

Community Need



New Jersey is striving to reduce institutional long term care use under Medicaid. However, the demographic trend for New Jersey indicates that nursing home bed capacity must remain stable to accommodate the need for advanced care among the oldest and frailest.

National data indicates that on average, 35 percent of people aged 65+ will enter a nursing home for varying lengths of stay. In addition, New Jersey's elderly population is projected to increase by 27.2 percent between 2010 and 2020, and by an additional 27.1 percent between 2020 and 2030, yielding approximately 1.9 million elderly residents by 2030.

The need for nursing home services in Mercer County will continue to increase as the Baby-Boom generation ages.



Note: Figures may not add due to rounding.

MIDDLESEX COUNTY

Annual Contributions to Local and State Economy

Total Expenditures: \$401,344,100

- 4,171 full-time equivalent jobs (salaried and contract), including key areas such as

Therapists	57	Dietary & Housekeeping	452
Nurses: 2,189 total, including		Contract Labor: 331 total, including	
■ Registered Nurses (RNs)	392	■ Nursing	183
■ Licensed Practical Nurses (LPNs)	466	■ Therapists	147
■ Certified Nursing Assistants (CNAs)	1,332	■ Other	1
Administrative	239	Plant Operations and Maintenance	115

- New Jersey nursing homes are subject to a quarterly assessment of \$11.92 per non-Medicare day. Annually, this tax totals \$12,486,500 for Middlesex County nursing homes.

- Total Employee Payroll: \$169,683,200
- Estimated State Income Taxes Paid by Employees: \$9,375,000

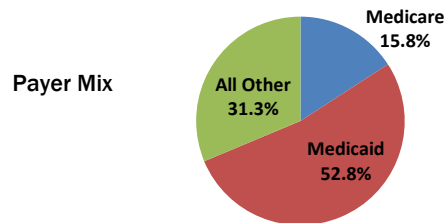
Statistical Profile

- Medicare Ratings (from 1 to 5 stars) - Overall Middlesex County Nursing Homes

% of 5-Star Ratings Countywide	26.1%
% of 4-Star Ratings Countywide	34.8%
% of 3-Star Ratings Countywide	17.4%
% of 2-Star Ratings Countywide	17.4%
% of 1-Star Ratings Countywide	4.3%

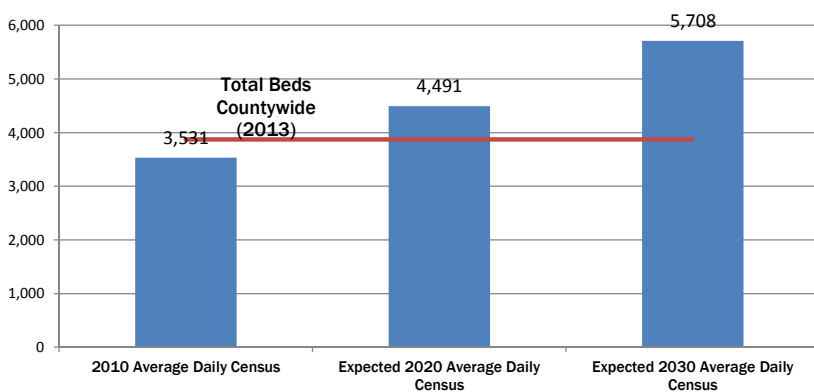
	Medicare	Medicaid	All Other	Total
Avg. Daily Census	540.0	1,801.6	1,068.3	3,410.0
Avg. Length of Stay	31.2	331.4	82.6	95.6
Occupancy Rate	13.9%	46.5%	27.6%	88.1%

% Medicare Days in Ultra/Very High RUGs	83.5%
Routine Cost per Day	\$244.34
Total Beds	3,872



- More than half of New Jersey's nursing home residents receive financial assistance from Medicaid, the health care program for low-income individuals that is funded by the federal and state governments. Medicaid pays nursing homes significantly lower than the cost of care. An American Health Care Association study indicates New Jersey Medicaid pays nursing homes 18 percent less than cost, resulting in an estimated \$500 million shortfall statewide between the Medicaid rate and the actual cost of care in 2013.

Community Need



New Jersey is striving to reduce institutional long term care use under Medicaid. However, the demographic trend for New Jersey indicates that nursing home bed capacity must remain stable to accommodate the need for advanced care among the oldest and frailest.

National data indicates that on average, 35 percent of people aged 65+ will enter a nursing home for varying lengths of stay. In addition, New Jersey's elderly population is projected to increase by 27.2 percent between 2010 and 2020, and by an additional 27.1 percent between 2020 and 2030, yielding approximately 1.9 million elderly residents by 2030.

The need for nursing home services in Middlesex County will continue to increase as the Baby-Boom generation ages.



Note: Figures may not add due to rounding.

MONMOUTH COUNTY

Annual Contributions to Local and State Economy

Total Expenditures: \$482,489,500

- 4,583 full-time equivalent jobs (salaried and contract), including key areas such as

Therapists	157	Dietary & Housekeeping	506
Nurses: 2,191 total, including		Contract Labor: 295 total, including	
■ Registered Nurses (RNs)	455	■ Nursing	178
■ Licensed Practical Nurses (LPNs)	481	■ Therapists	116
■ Certified Nursing Assistants (CNAs)	1,255	■ Other	1
Administrative	279	Plant Operations and Maintenance	108

- New Jersey nursing homes are subject to a quarterly assessment of \$11.92 per non-Medicare day. Annually, this tax totals \$11,932,700 for Monmouth County nursing homes.

- Total Employee Payroll: \$186,540,400
- Estimated State Income Taxes Paid by Employees: \$10,306,400

Statistical Profile

- Medicare Ratings (from 1 to 5 stars) - Overall
Monmouth County Nursing Homes

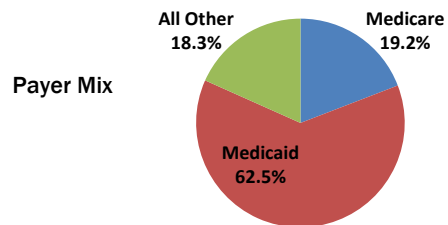
% of 5-Star Ratings Countywide	32.3%
% of 4-Star Ratings Countywide	16.1%
% of 3-Star Ratings Countywide	19.4%
% of 2-Star Ratings Countywide	32.3%
% of 1-Star Ratings Countywide	0.0%

% Medicare Days in Ultra/Very High RUGs 79.4%

Routine Cost per Day \$246.67

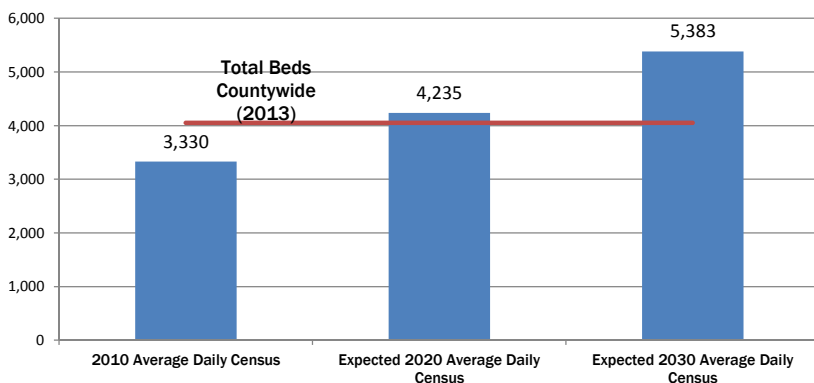
Total Beds 4,053

	Medicare	Medicaid	All Other	Total
Avg. Daily Census	650.0	2,121.3	621.4	3,392.6
Avg. Length of Stay	30.6	344.1	44.9	81.3
Occupancy Rate	16.0%	52.3%	15.3%	83.7%



- More than half of New Jersey's nursing home residents receive financial assistance from Medicaid, the health care program for low-income individuals that is funded by the federal and state governments. Medicaid pays nursing homes significantly lower than the cost of care. An American Health Care Association study indicates New Jersey Medicaid pays nursing homes 18 percent less than cost, resulting in an estimated \$500 million shortfall statewide between the Medicaid rate and the actual cost of care in 2013.

Community Need



New Jersey is striving to reduce institutional long term care use under Medicaid. However, the demographic trend for New Jersey indicates that nursing home bed capacity must remain stable to accommodate the need for advanced care among the oldest and frailest.

National data indicates that on average, 35 percent of people aged 65+ will enter a nursing home for varying lengths of stay. In addition, New Jersey's elderly population is projected to increase by 27.2 percent between 2010 and 2020, and by an additional 27.1 percent between 2020 and 2030, yielding approximately 1.9 million elderly residents by 2030.

The need for nursing home services in Monmouth County will continue to increase as the Baby-Boom generation ages.



Note: Figures may not add due to rounding.

MORRIS COUNTY

Annual Contributions to Local and State Economy

Total Expenditures: \$410,313,800

- 3,994 full-time equivalent jobs (salaried and contract), including key areas such as

Therapists	96	Dietary & Housekeeping	284
Nurses: 1,914 total, including		Contract Labor: 132 total, including	
■ Registered Nurses (RNs)	409	■ Nursing	19
■ Licensed Practical Nurses (LPNs)	307	■ Therapists	112
■ Certified Nursing Assistants (CNAs)	1,198	■ Other	1
Administrative	228	Plant Operations and Maintenance	123

- New Jersey nursing homes are subject to a quarterly assessment of \$11.92 per non-Medicare day. Annually, this tax totals \$9,321,100 for Morris County nursing homes.
- Total Employee Payroll: \$160,439,700
- Estimated State Income Taxes Paid by Employees: \$8,864,300

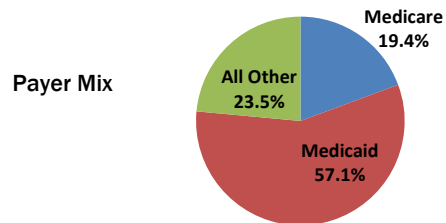
Statistical Profile

- Medicare Ratings (from 1 to 5 stars) - Overall
Morris County Nursing Homes

% of 5-Star Ratings Countywide	47.6%
% of 4-Star Ratings Countywide	19.0%
% of 3-Star Ratings Countywide	14.3%
% of 2-Star Ratings Countywide	9.5%
% of 1-Star Ratings Countywide	9.5%

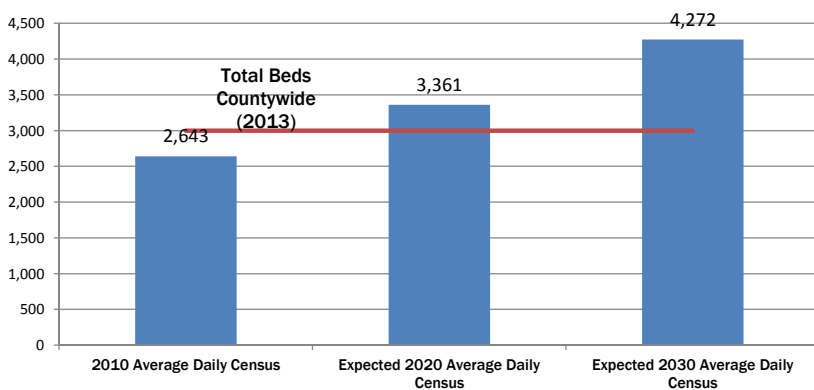
	Medicare	Medicaid	All Other	Total
Avg. Daily Census	514.1	1,517.3	625.1	2,656.4
Avg. Length of Stay	36.9	611.3	78.3	109.0
Occupancy Rate	17.2%	50.6%	20.9%	88.6%

% Medicare Days in Ultra/Very High RUGs	79.5%
Routine Cost per Day	\$254.71
Total Beds	2,997



- More than half of New Jersey's nursing home residents receive financial assistance from Medicaid, the health care program for low-income individuals that is funded by the federal and state governments. Medicaid pays nursing homes significantly lower than the cost of care. An American Health Care Association study indicates New Jersey Medicaid pays nursing homes 18 percent less than cost, resulting in an estimated \$500 million shortfall statewide between the Medicaid rate and the actual cost of care in 2013.

Community Need



New Jersey is striving to reduce institutional long term care use under Medicaid. However, the demographic trend for New Jersey indicates that nursing home bed capacity must remain stable to accommodate the need for advanced care among the oldest and frailest.

National data indicates that on average, 35 percent of people aged 65+ will enter a nursing home for varying lengths of stay. In addition, New Jersey's elderly population is projected to increase by 27.2 percent between 2010 and 2020, and by an additional 27.1 percent between 2020 and 2030, yielding approximately 1.9 million elderly residents by 2030.

The need for nursing home services in Morris County will continue to increase as the Baby-Boom generation ages.



Note: Figures may not add due to rounding.

OCEAN COUNTY

Annual Contributions to Local and State Economy

Total Expenditures: \$479,027,600

- 4,895 full-time equivalent jobs (salaried and contract), including key areas such as

Therapists	46	Dietary & Housekeeping	551
Nurses: 2,331 total, including		Contract Labor: 534 total, including	
■ Registered Nurses (RNs)	345	■ Nursing	347
■ Licensed Practical Nurses (LPNs)	605	■ Therapists	187
■ Certified Nursing Assistants (CNAs)	1,381	■ Other	1
Administrative	307	Plant Operations and Maintenance	119

- New Jersey nursing homes are subject to a quarterly assessment of \$11.92 per non-Medicare day. Annually, this tax totals \$16,738,200 for Ocean County nursing homes.

- Total Employee Payroll: \$180,166,300
- Estimated State Income Taxes Paid by Employees: \$9,954,200

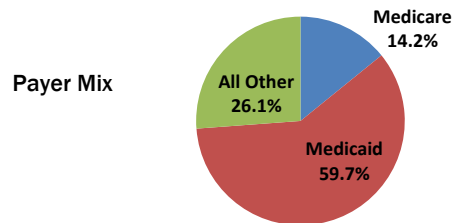
Statistical Profile

- Medicare Ratings (from 1 to 5 stars) - Overall
Ocean County Nursing Homes

% of 5-Star Ratings Countywide	35.3%
% of 4-Star Ratings Countywide	26.5%
% of 3-Star Ratings Countywide	17.6%
% of 2-Star Ratings Countywide	8.8%
% of 1-Star Ratings Countywide	11.8%

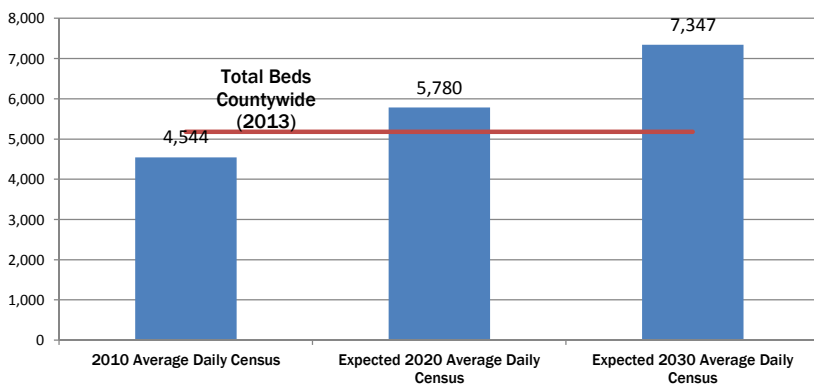
	Medicare	Medicaid	All Other	Total
Avg. Daily Census	635.0	2,675.1	1,172.1	4,482.2
Avg. Length of Stay	31.7	387.2	101.5	116.5
Occupancy Rate	12.3%	51.6%	22.6%	86.5%

% Medicare Days in Ultra/Very High RUGs	75.2%
Routine Cost per Day	\$206.31
Total Beds	5,182



- More than half of New Jersey's nursing home residents receive financial assistance from Medicaid, the health care program for low-income individuals that is funded by the federal and state governments. Medicaid pays nursing homes significantly less than the cost of care. An American Health Care Association study indicates New Jersey Medicaid pays nursing homes 18 percent less than cost, resulting in an estimated \$500 million shortfall statewide between the Medicaid rate and the actual cost of care in 2013.

Community Need



New Jersey is striving to reduce institutional long term care use under Medicaid. However, the demographic trend for New Jersey indicates that nursing home bed capacity must remain stable to accommodate the need for advanced care among the oldest and frailest.

National data indicates that on average, 35 percent of people aged 65+ will enter a nursing home for varying lengths of stay. In addition, New Jersey's elderly population is projected to increase by 27.2 percent between 2010 and 2020, and by an additional 27.1 percent between 2020 and 2030, yielding approximately 1.9 million elderly residents by 2030.

The need for nursing home services in Ocean County will continue to increase as the Baby-Boom generation ages.



Note: Figures may not add due to rounding.

PASSAIC COUNTY

Annual Contributions to Local and State Economy

Total Expenditures: \$332,455,600

- 3,141 full-time equivalent jobs (salaried and contract), including key areas such as

Therapists	71	Dietary & Housekeeping	331
Nurses: 1,552 total, including		Contract Labor: 339 total, including	
■ Registered Nurses (RNs)	372	■ Nursing	259
■ Licensed Practical Nurses (LPNs)	216	■ Therapists	79
■ Certified Nursing Assistants (CNAs)	964	■ Other	0
Administrative	158	Plant Operations and Maintenance	88

- New Jersey nursing homes are subject to a quarterly assessment of \$11.92 per non-Medicare day. Annually, this tax totals \$9,419,000 for Passaic County nursing homes.
- Total Employee Payroll: \$128,324,000
- Estimated State Income Taxes Paid by Employees: \$7,089,900

Statistical Profile

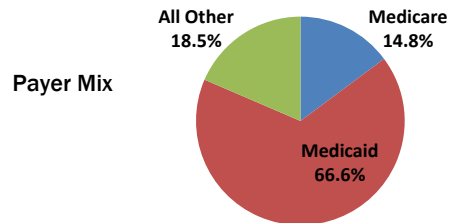
- Medicare Ratings (from 1 to 5 stars) - Overall

Passaic County Nursing Homes

% of 5-Star Ratings Countywide	25.0%
% of 4-Star Ratings Countywide	20.0%
% of 3-Star Ratings Countywide	40.0%
% of 2-Star Ratings Countywide	15.0%
% of 1-Star Ratings Countywide	0.0%

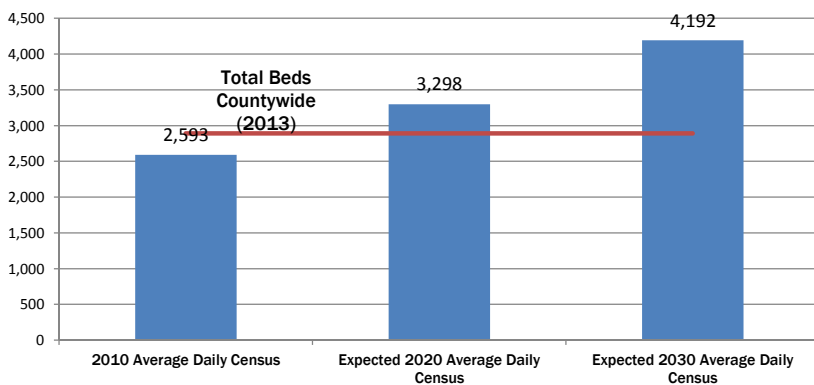
	Medicare	Medicaid	All Other	Total
Avg. Daily Census	376.9	1,693.7	471.2	2,541.8
Avg. Length of Stay	33.8	346.1	68.0	110.7
Occupancy Rate	13.0%	58.5%	16.3%	87.9%

% Medicare Days in Ultra/Very High RUGs	82.0%
Routine Cost per Day	\$257.36
Total Beds	2,893



- More than half of New Jersey's nursing home residents receive financial assistance from Medicaid, the health care program for low-income individuals that is funded by the federal and state governments. Medicaid pays nursing homes significantly lower than the cost of care. An American Health Care Association study indicates New Jersey Medicaid pays nursing homes 18 percent less than cost, resulting in an estimated \$500 million shortfall statewide between the Medicaid rate and the actual cost of care in 2013.

Community Need



New Jersey is striving to reduce institutional long term care use under Medicaid. However, the demographic trend for New Jersey indicates that nursing home bed capacity must remain stable to accommodate the need for advanced care among the oldest and frailest.

National data indicates that on average, 35 percent of people aged 65+ will enter a nursing home for varying lengths of stay. In addition, New Jersey's elderly population is projected to increase by 27.2 percent between 2010 and 2020, and by an additional 27.1 percent between 2020 and 2030, yielding approximately 1.9 million elderly residents by 2030.

The need for nursing home services in Passaic County will continue to increase as the Baby-Boom generation ages.



Note: Figures may not add due to rounding.

SALEM COUNTY

Annual Contributions to Local and State Economy

Total Expenditures: \$49,662,900

- 589 full-time equivalent jobs (salaried and contract), including key areas such as

Therapists	0	Dietary & Housekeeping	74
Nurses: 110 total, including		Contract Labor: 255 total, including	
■ Registered Nurses (RNs)	9	■ Nursing	228
■ Licensed Practical Nurses (LPNs)	29	■ Therapists	26
■ Certified Nursing Assistants (CNAs)	71	■ Other	0
Administrative	48	Plant Operations and Maintenance	20

- New Jersey nursing homes are subject to a quarterly assessment of \$11.92 per non-Medicare day. Annually, this tax totals \$2,303,900 for Salem County nursing homes.
- Total Employee Payroll: \$11,063,500
- Estimated State Income Taxes Paid by Employees: \$611,300

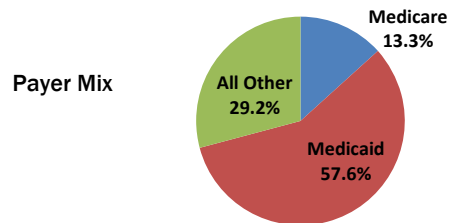
Statistical Profile

- Medicare Ratings (from 1 to 5 stars) - Overall Salem County Nursing Homes

% of 5-Star Ratings Countywide	40.0%
% of 4-Star Ratings Countywide	40.0%
% of 3-Star Ratings Countywide	20.0%
% of 2-Star Ratings Countywide	0.0%
% of 1-Star Ratings Countywide	0.0%

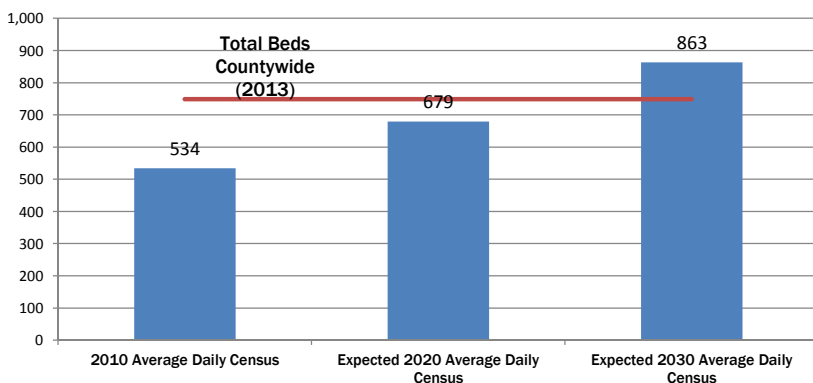
	Medicare	Medicaid	All Other	Total
Avg. Daily Census	81.2	351.5	178.0	610.8
Avg. Length of Stay	35.2	324.0	119.7	125.2
Occupancy Rate	10.8%	46.9%	23.8%	81.5%

% Medicare Days in Ultra/Very High RUGs	77.1%
Routine Cost per Day	\$169.95
Total Beds	749



- More than half of New Jersey's nursing home residents receive financial assistance from Medicaid, the health care program for low-income individuals that is funded by the federal and state governments. Medicaid pays nursing homes significantly lower than the cost of care. An American Health Care Association study indicates New Jersey Medicaid pays nursing homes 18 percent less than cost, resulting in an estimated \$500 million shortfall statewide between the Medicaid rate and the actual cost of care in 2013.

Community Need



New Jersey is striving to reduce institutional long term care use under Medicaid. However, the demographic trend for New Jersey indicates that nursing home bed capacity must remain stable to accommodate the need for advanced care among the oldest and frailest.

National data indicates that on average, 35 percent of people aged 65+ will enter a nursing home for varying lengths of stay. In addition, New Jersey's elderly population is projected to increase by 27.2 percent between 2010 and 2020, and by an additional 27.1 percent between 2020 and 2030, yielding approximately 1.9 million elderly residents by 2030.

The need for nursing home services in Salem County will continue to increase as the Baby-Boom generation ages.



Note: Figures may not add due to rounding.

SOMERSET COUNTY

Annual Contributions to Local and State Economy

Total Expenditures: \$235,599,600

- 2,285 full-time equivalent jobs (salaried and contract), including key areas such as

Therapists	24	Dietary & Housekeeping	242
Nurses: 1,108 total, including		Contract Labor: 168 total, including	
■ Registered Nurses (RNs)	245	■ Nursing	74
■ Licensed Practical Nurses (LPNs)	232	■ Therapists	94
■ Certified Nursing Assistants (CNAs)	631	■ Other	0
Administrative	162	Plant Operations and Maintenance	81

- New Jersey nursing homes are subject to a quarterly assessment of \$11.92 per non-Medicare day. Annually, this tax totals \$6,022,900 for Somerset County nursing homes.
- Total Employee Payroll: \$90,435,100
- Estimated State Income Taxes Paid by Employees: \$4,996,500

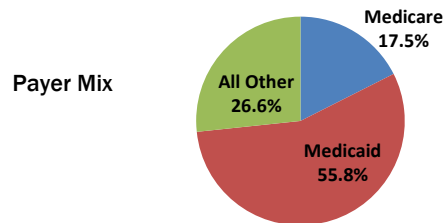
Statistical Profile

- Medicare Ratings (from 1 to 5 stars) - Overall Somerset County Nursing Homes

% of 5-Star Ratings Countywide	43.8%
% of 4-Star Ratings Countywide	18.8%
% of 3-Star Ratings Countywide	25.0%
% of 2-Star Ratings Countywide	12.5%
% of 1-Star Ratings Countywide	0.0%

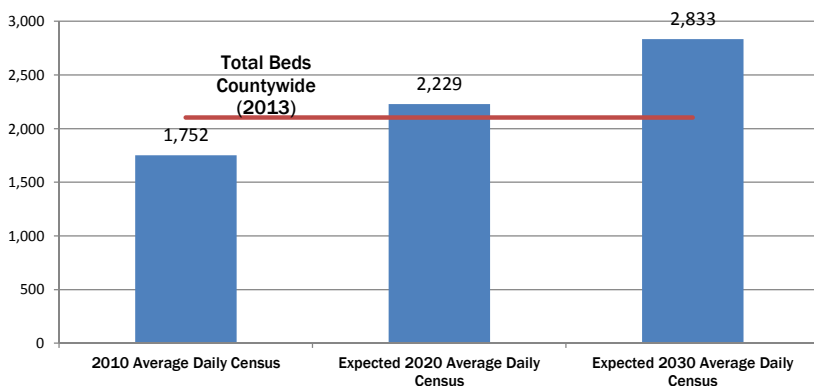
	Medicare	Medicaid	All Other	Total
Avg. Daily Census	294.4	937.1	447.2	1,678.7
Avg. Length of Stay	31.4	553.5	70.3	96.4
Occupancy Rate	14.0%	44.6%	21.3%	79.8%

% Medicare Days in Ultra/Very High RUGs	85.4%
Routine Cost per Day	\$242.55
Total Beds	2,103



- More than half of New Jersey's nursing home residents receive financial assistance from Medicaid, the health care program for low-income individuals that is funded by the federal and state governments. Medicaid pays nursing homes significantly lower than the cost of care. An American Health Care Association study indicates New Jersey Medicaid pays nursing homes 18 percent less than cost, resulting in an estimated \$500 million shortfall statewide between the Medicaid rate and the actual cost of care in 2013.

Community Need



New Jersey is striving to reduce institutional long term care use under Medicaid. However, the demographic trend for New Jersey indicates that nursing home bed capacity must remain stable to accommodate the need for advanced care among the oldest and frailest.

National data indicates that on average, 35 percent of people aged 65+ will enter a nursing home for varying lengths of stay. In addition, New Jersey's elderly population is projected to increase by 27.2 percent between 2010 and 2020, and by an additional 27.1 percent between 2020 and 2030, yielding approximately 1.9 million elderly residents by 2030.

The need for nursing home services in Somerset County will continue to increase as the Baby-Boom generation ages.



Note: Figures may not add due to rounding.

SUSSEX COUNTY

Annual Contributions to Local and State Economy

Total Expenditures: \$88,700,100

- 1,127 full-time equivalent jobs (salaried and contract), including key areas such as

Therapists	0	Dietary & Housekeeping	138
Nurses: 555 total, including		Contract Labor: 29 total, including	
■ Registered Nurses (RNs)	85	■ Nursing	2
■ Licensed Practical Nurses (LPNs)	97	■ Therapists	27
■ Certified Nursing Assistants (CNAs)	373	■ Other	0
Administrative	56	Plant Operations and Maintenance	31

- New Jersey nursing homes are subject to a quarterly assessment of \$11.92 per non-Medicare day. Annually, this tax totals \$4,710,400 for Sussex County nursing homes.
- Total Employee Payroll: \$42,007,400
- Estimated State Income Taxes Paid by Employees: \$2,320,900

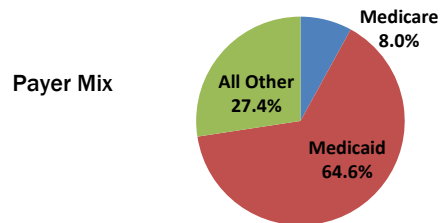
Statistical Profile

- Medicare Ratings (from 1 to 5 stars) - Overall Sussex County Nursing Homes

% of 5-Star Ratings Countywide	16.7%
% of 4-Star Ratings Countywide	16.7%
% of 3-Star Ratings Countywide	33.3%
% of 2-Star Ratings Countywide	16.7%
% of 1-Star Ratings Countywide	16.7%

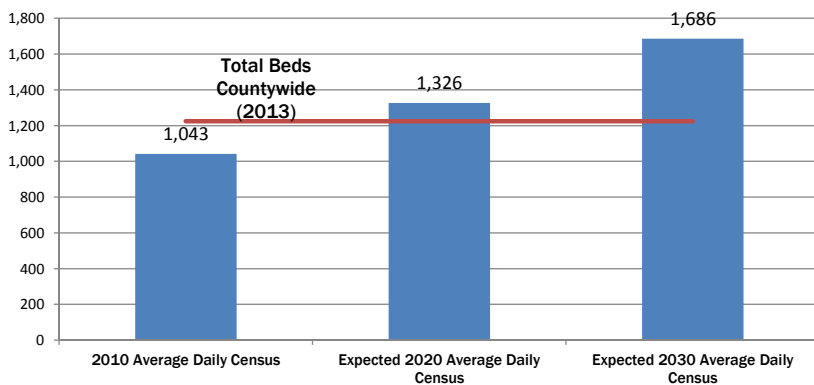
	Medicare	Medicaid	All Other	Total
Avg. Daily Census	94.0	760.4	322.3	1,176.7
Avg. Length of Stay	30.9	881.1	184.7	208.4
Occupancy Rate	7.7%	62.1%	26.3%	96.1%

% Medicare Days in Ultra/Very High RUGs	75.8%
Routine Cost per Day	\$153.35
Total Beds	1,225



- More than half of New Jersey's nursing home residents receive financial assistance from Medicaid, the health care program for low-income individuals that is funded by the federal and state governments. Medicaid pays nursing homes significantly lower than the cost of care. An American Health Care Association study indicates New Jersey Medicaid pays nursing homes 18 percent less than cost, resulting in an estimated \$500 million shortfall statewide between the Medicaid rate and the actual cost of care in 2013.

Community Need



New Jersey is striving to reduce institutional long term care use under Medicaid. However, the demographic trend for New Jersey indicates that nursing home bed capacity must remain stable to accommodate the need for advanced care among the oldest and frailest.

National data indicates that on average, 35 percent of people aged 65+ will enter a nursing home for varying lengths of stay. In addition, New Jersey's elderly population is projected to increase by 27.2 percent between 2010 and 2020, and by an additional 27.1 percent between 2020 and 2030, yielding approximately 1.9 million elderly residents by 2030.

The need for nursing home services in Sussex County will continue to increase as the Baby-Boom generation ages.



Note: Figures may not add due to rounding.

UNION COUNTY

Annual Contributions to Local and State Economy

Total Expenditures: \$267,247,100

- 2,822 full-time equivalent jobs (salaried and contract), including key areas such as

Therapists	16	Dietary & Housekeeping	209
Nurses: 1,525 total, including		Contract Labor: 195 total, including	
■ Registered Nurses (RNs)	305	■ Nursing	75
■ Licensed Practical Nurses (LPNs)	294	■ Therapists	119
■ Certified Nursing Assistants (CNAs)	926	■ Other	0
Administrative	144	Plant Operations and Maintenance	44

- New Jersey nursing homes are subject to a quarterly assessment of \$11.92 per non-Medicare day. Annually, this tax totals \$10,077,500 for Union County nursing homes.

- Total Employee Payroll: \$114,425,800
- Estimated State Income Taxes Paid by Employees: \$6,322,000

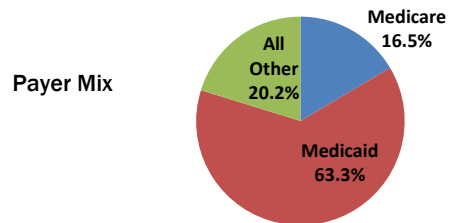
Statistical Profile

- Medicare Ratings (from 1 to 5 stars) - Overall
Union County Nursing Homes

% of 5-Star Ratings Countywide	18.2%
% of 4-Star Ratings Countywide	22.7%
% of 3-Star Ratings Countywide	22.7%
% of 2-Star Ratings Countywide	31.8%
% of 1-Star Ratings Countywide	4.5%

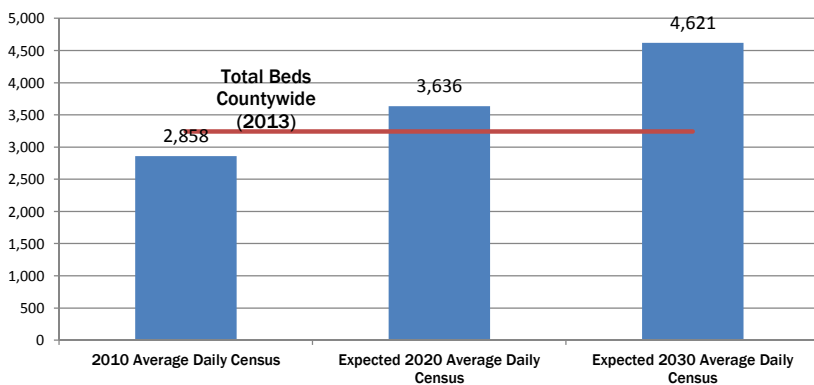
	Medicare	Medicaid	All Other	Total
Avg. Daily Census	456.7	1,755.6	560.6	2,772.9
Avg. Length of Stay	39.4	465.0	92.2	129.3
Occupancy Rate	14.1%	54.1%	17.3%	85.5%

% Medicare Days in Ultra/Very High RUGs	81.7%
Routine Cost per Day	\$241.32
Total Beds	3,244



- More than half of New Jersey's nursing home residents receive financial assistance from Medicaid, the health care program for low-income individuals that is funded by the federal and state governments. Medicaid pays nursing homes significantly lower than the cost of care. An American Health Care Association study indicates New Jersey Medicaid pays nursing homes 18 percent less than cost, resulting in an estimated \$500 million shortfall statewide between the Medicaid rate and the actual cost of care in 2013.

Community Need



New Jersey is striving to reduce institutional long term care use under Medicaid. However, the demographic trend for New Jersey indicates that nursing home bed capacity must remain stable to accommodate the need for advanced care among the oldest and frailest.

National data indicates that on average, 35 percent of people aged 65+ will enter a nursing home for varying lengths of stay. In addition, New Jersey's elderly population is projected to increase by 27.2 percent between 2010 and 2020, and by an additional 27.1 percent between 2020 and 2030, yielding approximately 1.9 million elderly residents by 2030.

The need for nursing home services in Union County will continue to increase as the Baby-Boom generation ages.



Note: Figures may not add due to rounding.

WARREN COUNTY

Annual Contributions to Local and State Economy

Total Expenditures: \$74,850,300

- 824 full-time equivalent jobs (salaried and contract), including key areas such as

Therapists	0	Dietary & Housekeeping	101
Nurses: 449 total, including		Contract Labor: 45 total, including	
■ Registered Nurses (RNs)	103	■ Nursing	1
■ Licensed Practical Nurses (LPNs)	75	■ Therapists	43
■ Certified Nursing Assistants (CNAs)	270	■ Other	1
Administrative	55	Plant Operations and Maintenance	28

- New Jersey nursing homes are subject to a quarterly assessment of \$11.92 per non-Medicare day. Annually, this tax totals \$2,382,500 for Warren County nursing homes.
- Total Employee Payroll: \$29,486,800
- Estimated State Income Taxes Paid by Employees: \$1,629,100

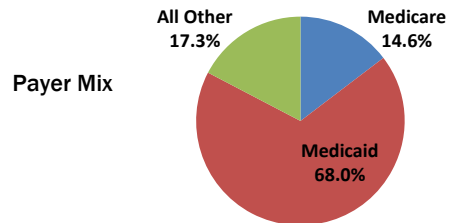
Statistical Profile

- Medicare Ratings (from 1 to 5 stars) - Overall

<i>Warren County Nursing Homes</i>	
% of 5-Star Ratings Countywide	14.3%
% of 4-Star Ratings Countywide	42.9%
% of 3-Star Ratings Countywide	14.3%
% of 2-Star Ratings Countywide	28.6%
% of 1-Star Ratings Countywide	0.0%

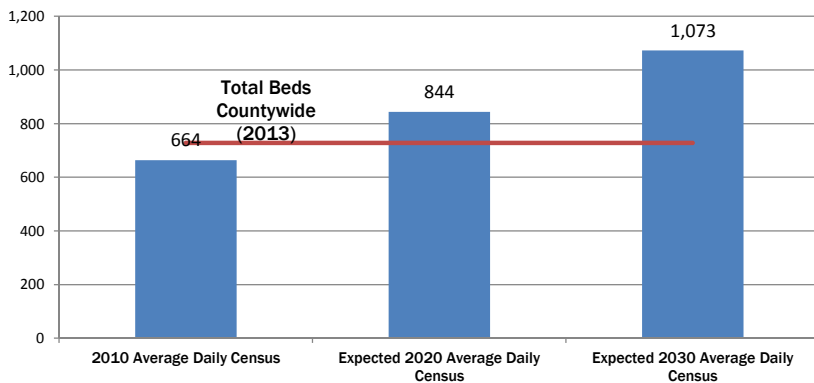
	Medicare	Medicaid	All Other	Total
Avg. Daily Census	94.0	436.5	111.1	641.6
Avg. Length of Stay	42.9	471.4	82.7	143.8
Occupancy Rate	12.9%	60.0%	15.3%	88.1%

% Medicare Days in Ultra/Very High RUGs	79.1%
Routine Cost per Day	\$184.05
Total Beds	728



- More than half of New Jersey's nursing home residents receive financial assistance from Medicaid, the health care program for low-income individuals that is funded by the federal and state governments. Medicaid pays nursing homes significantly lower than the cost of care. An American Health Care Association study indicates New Jersey Medicaid pays nursing homes 18 percent less than cost, resulting in an estimated \$500 million shortfall statewide between the Medicaid rate and the actual cost of care in 2013.

Community Need



New Jersey is striving to reduce institutional long term care use under Medicaid. However, the demographic trend for New Jersey indicates that nursing home bed capacity must remain stable to accommodate the need for advanced care among the oldest and frailest.

National data indicates that on average, 35 percent of people aged 65+ will enter a nursing home for varying lengths of stay. In addition, New Jersey's elderly population is projected to increase by 27.2 percent between 2010 and 2020, and by an additional 27.1 percent between 2020 and 2030, yielding approximately 1.9 million elderly residents by 2030.

The need for nursing home services in Warren County will continue to increase as the Baby-Boom generation ages.



Note: Figures may not add due to rounding.

OWNERSHIP REPORTS

FOR-PROFIT OWNERSHIP

Annual Contributions to Local and State Economy

Total Expenditures: \$3,572,901,700

- 37,169 full-time equivalent jobs (salaried and contract), including key areas such as

Therapists	701	Dietary & Housekeeping	3,632
Nurses: 17,577 total, including		Contract Labor: 5,943 total, including	
■ Registered Nurses (RNs)	3,476	■ Nursing	4,191
■ Licensed Practical Nurses (LPNs)	3,696	■ Therapists	1,739
■ Certified Nursing Assistants (CNAs)	10,405	■ Other	14
Administrative	2,063	Plant Operations and Maintenance	642

- New Jersey nursing homes are subject to a quarterly assessment of \$11.92 per non-Medicare day. Annually, this tax totals \$122,257,600 for nursing homes under For-profit ownership.

- Total Employee Payroll: \$1,308,031,400
- Estimated State Income Taxes Paid by Employees: \$72,268,700

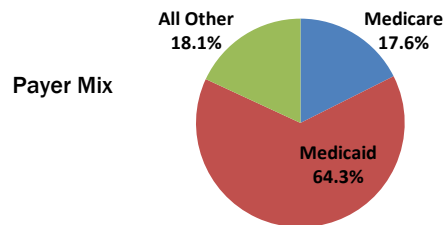
Statistical Profile

- Medicare Ratings (from 1 to 5 stars) - Overall For-profit ownership Nursing Homes

% of 5-Star Ratings Countywide	23.3%
% of 4-Star Ratings Countywide	24.9%
% of 3-Star Ratings Countywide	20.6%
% of 2-Star Ratings Countywide	23.3%
% of 1-Star Ratings Countywide	7.8%

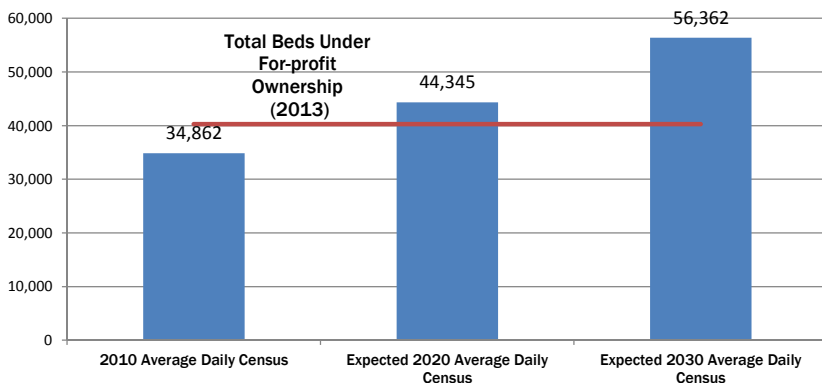
	Medicare	Medicaid	All Other	Total
Avg. Daily Census	5,998.3	21,933.7	6,166.3	34,098.3
Avg. Length of Stay	34.2	372.3	58.6	100.3
Occupancy Rate	14.9%	54.4%	15.3%	84.6%

% Medicare Days in Ultra/Very High RUGs	81.6%
Routine Cost per Day	\$221.60
Total Beds	40,301



- More than half of New Jersey's nursing home residents receive financial assistance from Medicaid, the health care program for low-income individuals that is funded by the federal and state governments. Medicaid pays nursing homes significantly lower than the cost of care. An American Health Care Association study indicates New Jersey Medicaid pays nursing homes 18 percent less than cost, resulting in an estimated \$500 million shortfall statewide between the Medicaid rate and the actual cost of care in 2013.

Community Need



New Jersey is striving to reduce institutional long term care use under Medicaid. However, the demographic trend for New Jersey indicates that nursing home bed capacity must remain stable to accommodate the need for advanced care among the oldest and frailest.

National data indicates that on average, 35 percent of people aged 65+ will enter a nursing home for varying lengths of stay. In addition, New Jersey's elderly population is projected to increase by 27.2 percent between 2010 and 2020, and by an additional 27.1 percent between 2020 and 2030, yielding approximately 1.9 million elderly residents by 2030.

The need for nursing home services will continue to increase as the Baby-Boom generation ages.



Note: Figures may not add due to rounding.

GOVERNMENTAL OWNERSHIP

Annual Contributions to Local and State Economy

Total Expenditures: \$393,629,100

- 4,245 full-time equivalent jobs (salaried and contract), including key areas such as

Therapists	2	Dietary & Housekeeping	452
Nurses: 2,423 total, including		Contract Labor: 86 total, including	
■ Registered Nurses (RNs)	515	■ Nursing	66
■ Licensed Practical Nurses (LPNs)	379	■ Therapists	20
■ Certified Nursing Assistants (CNAs)	1,529	■ Other	0
Administrative	226	Plant Operations and Maintenance	156

- New Jersey nursing homes are subject to a quarterly assessment of \$11.92 per non-Medicare day. Annually, this tax totals \$13,762,800 for nursing homes under Governmental ownership.
- Total Employee Payroll: \$204,799,600
- Estimated State Income Taxes Paid by Employees: \$11,315,200

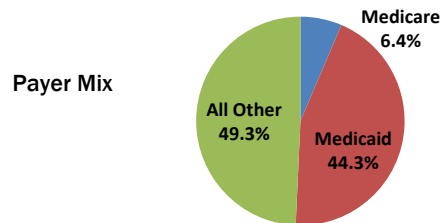
Statistical Profile

- Medicare Ratings (from 1 to 5 stars) - Overall Governmental ownership Nursing Homes

% of 5-Star Ratings Countywide	6.7%
% of 4-Star Ratings Countywide	40.0%
% of 3-Star Ratings Countywide	13.3%
% of 2-Star Ratings Countywide	26.7%
% of 1-Star Ratings Countywide	13.3%

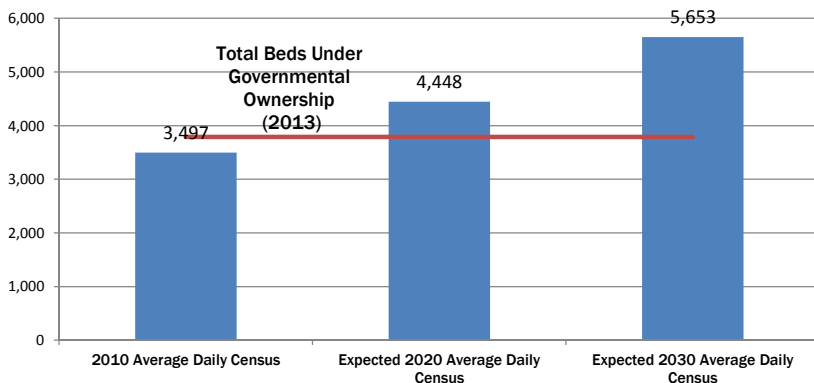
	Medicare	Medicaid	All Other	Total
Avg. Daily Census	217.0	1,497.2	1,666.1	3,380.3
Avg. Length of Stay	48.5	448.7	351.1	269.2
Occupancy Rate	5.7%	39.5%	44.0%	89.2%

% Medicare Days in Ultra/Very High RUGs	67.6%
Routine Cost per Day	\$323.06
Total Beds	3,789



- More than half of New Jersey's nursing home residents receive financial assistance from Medicaid, the health care program for low-income individuals that is funded by the federal and state governments. Medicaid pays nursing homes significantly lower than the cost of care. An American Health Care Association study indicates New Jersey Medicaid pays nursing homes 18 percent less than cost, resulting in an estimated \$500 million shortfall statewide between the Medicaid rate and the actual cost of care in 2013.

Community Need



New Jersey is striving to reduce institutional long term care use under Medicaid. However, the demographic trend for New Jersey indicates that nursing home bed capacity must remain stable to accommodate the need for advanced care among the oldest and frailest.

National data indicates that on average, 35 percent of people aged 65+ will enter a nursing home for varying lengths of stay. In addition, New Jersey's elderly population is projected to increase by 27.2 percent between 2010 and 2020, and by an additional 27.1 percent between 2020 and 2030, yielding approximately 1.9 million elderly residents by 2030.

The need for nursing home services will continue to increase as the Baby-Boom generation ages.



Note: Figures may not add due to rounding.

NONPROFIT OWNERSHIP

Annual Contributions to Local and State Economy

Total Expenditures: \$1,449,533,000

- 14,364 full-time equivalent jobs (salaried and contract), including key areas such as

Therapists	217	Dietary & Housekeeping	1,695
Nurses: 5,683 total, including		Contract Labor: 375 total, including	
■ Registered Nurses (RNs)	1,173	■ Nursing	84
■ Licensed Practical Nurses (LPNs)	1,065	■ Therapists	290
■ Certified Nursing Assistants (CNAs)	3,446	■ Other	1
Administrative	847	Plant Operations and Maintenance	555

- New Jersey nursing homes are subject to a quarterly assessment of \$11.92 per non-Medicare day. Annually, this tax totals \$35,097,200 for nursing homes under Nonprofit ownership.

- Total Employee Payroll: \$585,539,200
- Estimated State Income Taxes Paid by Employees: \$32,351,000

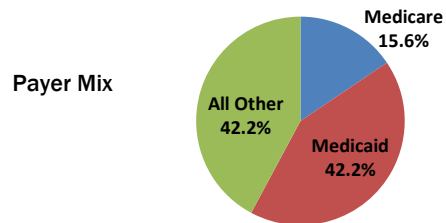
Statistical Profile

- Medicare Ratings (from 1 to 5 stars) - Overall Nonprofit ownership Nursing Homes

% of 5-Star Ratings Countywide	54.7%
% of 4-Star Ratings Countywide	19.8%
% of 3-Star Ratings Countywide	16.3%
% of 2-Star Ratings Countywide	8.1%
% of 1-Star Ratings Countywide	1.2%

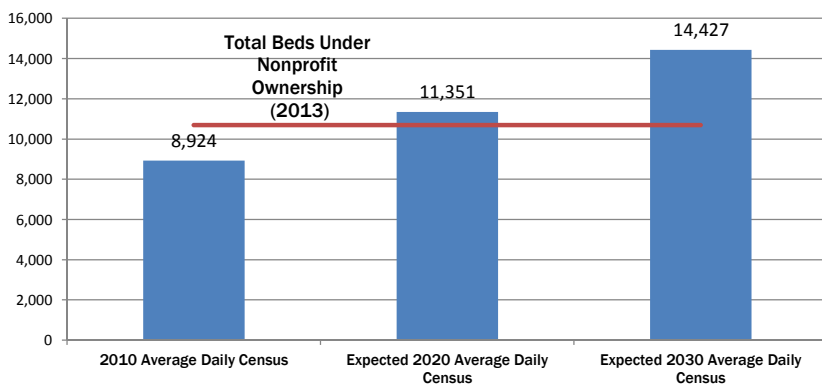
	Medicare	Medicaid	All Other	Total
Avg. Daily Census	1,489.3	4,035.1	4,031.7	9,556.2
Avg. Length of Stay	34.0	673.8	180.9	132.6
Occupancy Rate	13.9%	37.7%	37.7%	89.4%

% Medicare Days in Ultra/Very High RUGs	80.1%
Routine Cost per Day	\$234.10
Total Beds	10,695



- More than half of New Jersey's nursing home residents receive financial assistance from Medicaid, the health care program for low-income individuals that is funded by the federal and state governments. Medicaid pays nursing homes significantly lower than the cost of care. An American Health Care Association study indicates New Jersey Medicaid pays nursing homes 18 percent less than cost, resulting in an estimated \$500 million shortfall statewide between the Medicaid rate and the actual cost of care in 2013.

Community Need



New Jersey is striving to reduce institutional long term care use under Medicaid. However, the demographic trend for New Jersey indicates that nursing home bed capacity must remain stable to accommodate the need for advanced care among the oldest and frailest.

National data indicates that on average, 35 percent of people aged 65+ will enter a nursing home for varying lengths of stay. In addition, New Jersey's elderly population is projected to increase by 27.2 percent between 2010 and 2020, and by an additional 27.1 percent between 2020 and 2030, yielding approximately 1.9 million elderly residents by 2030.

The need for nursing home services will continue to increase as the Baby-Boom generation ages.



Note: Figures may not add due to rounding.