



NEW JERSEY HOSPITALS

2011 ECONOMIC IMPACT REPORT



NEW JERSEY HOSPITAL ASSOCIATION



NEW JERSEY HOSPITALS 2011 ECONOMIC IMPACT REPORT

© 2011
NEW JERSEY HOSPITAL ASSOCIATION
PUBLISHED BY: HEALTH ECONOMICS DEPARTMENT

760 Alexander Road, PO Box 1, Princeton, NJ 08543-0001. All rights reserved. No part of this publication may be reproduced in any form without the prior written permission of the publisher, the New Jersey Hospital Association (NJHA). NJHA is not responsible for any misprints, typographical or other errors, or any consequences caused as a result of the use of this publication. This publication is provided with the understanding that NJHA is not engaged in rendering any legal, accounting or other professional services and NJHA shall not be held liable for any circumstances arising out of its use. If legal advice or other expert assistance is required, the services of a competent professional should be sought.

NJHA invites your comments and suggestions. Please direct all correspondence to the New Jersey Hospital Association, Health Economics Department, 760 Alexander Road, PO Box 1, Princeton, New Jersey 08543-0001. By telephone 609-275-4024, by fax 609-452-9339 or by e-mail at rsarao@njha.com.



NEW JERSEY HOSPITAL ASSOCIATION

Introduction

New Jersey hospitals are a vital public resource. They serve more than 18 million patients annually, providing healthcare services to all, regardless of their ability to pay. But the contributions of New Jersey's hospitals extend far beyond their healthcare services. Hospitals also are economic strongholds; they are dependable sources of jobs, income taxes and spending that help stabilize their communities through good times and bad.

New Jersey's acute care hospitals provide substantial contributions to the state's economy. In 2010, New Jersey hospitals delivered:

- Nearly \$19 billion in total expenditures
- \$2.3 billion in purchased services
- Over 114,000 full-time equivalent jobs and total employment of 140,000 full-time and part-time positions
- Close to \$8 billion in total employee salaries
- In excess of \$400 million in state income taxes paid by hospital employees
- Over \$1.3 billion in charity care services to New Jersey's working poor and other uninsured residents.

Labor projections through 2016 from the State of New Jersey show that the healthcare sector is second only to state, county and municipal governments in total employment. And healthcare remains the state's single largest industry for job growth, according to the Department of Labor.

Those contributions ripple across New Jersey, providing economic stability to counties and individual communities statewide. In many towns, the local hospital is the largest employer, providing untold benefits in jobs and health insurance benefits, local spending and community health services.

The pages that follow detail the many economic contributions of New Jersey's hospitals. The information is presented statewide and also for New Jersey's 21 counties. In addition, hospital-specific reports show the important contributions of hospitals to their local communities. Together, this data paints a compelling picture of the compassionate care and economic stability delivered by New Jersey's hospital community.

About This Report

The information provided in this report was compiled by NJHA's Health Economics department based on 2010 cost reports from 72 acute care hospitals filed with the state Department of Health and Senior Services, along with other publicly available data sources.

New Jersey Hospitals

Annual Contributions to the Local and State Economy

- o Total Expenditures: \$18,649,393,000
- o Purchased Services of \$2,366,811,000:
 - Contracted Labor: \$1,119,713,000
 - Pharmaceutical Drugs: \$804,074,000
 - Dietary/Laundry/Housekeeping Supplies: \$127,291,000
 - Building Supplies: \$15,917,000
 - Utilities: \$299,816,000 including:
 - \$193,684,000 in Electric
 - \$70,191,000 in Oil & Gas
 - \$37,496,000 in Water/Sewage/Disposal
- o 114,280 full-time equivalent jobs, including:
 - Nursing: 30,578
 - Therapy: 3,735
 - Radiology: 6,582
 - Pharmacy: 2,501
 - Pathology and Laboratory: 4,882
 - Dietary/Housekeeping/Maintenance: 10,694
- o Total Employee Payroll: \$7,635,201,000
- o Estimated State Income Taxes Paid by Employees: \$421,844,900

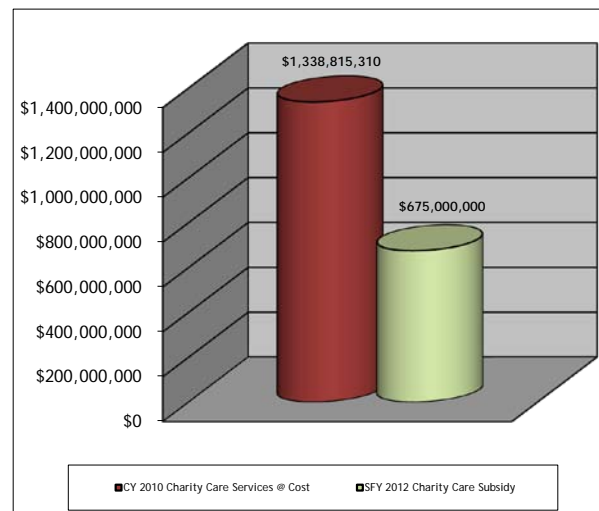
Annual Contributions as a Healthcare Safety Net

- o Hospitals also give back to the community by serving as the primary source of medical services for the state's 1.3 million uninsured, thus serving as the healthcare safety net for the most needy at a cost of over \$1.3 billion annually.
- o In 2010, uninsured patients presented at New Jersey Hospitals on 2,739,033 occasions.
- o Hospitals provide a forum for non-salaried physicians to deliver services related to their individual practices.
- o New Jersey's general hospitals are almost exclusively not-for-profit entities — any excess revenue over expenses is returned to the community in the form of new medical technology, expanded hospital services, maintenance and expansion of physical infrastructure and the enhanced ability to hire & maintain skilled workforce.

Annual Taxes

- o New Jersey Hospitals pay in excess of \$129,500,900 annually in taxes including:
 - 0.53 Percent Assessment: \$103,279,900
 - Adjusted Admissions Assessment: \$17,174,300
 - Newborn Screening Fees: \$9,046,600
 - Other assessments such as New Jersey Poison Information & Education System (NJPIES) and Maternal and Child Health Consortium Assessment
 - In addition, hospitals routinely support their local municipalities through special payments in lieu of taxes.

SFY 2012 Charity Care Subsidy Shortfall



AtlantiCare Regional Medical Center City Division

Annual Contributions to the Local and State Economy

- o Total Expenditures: \$254,458,000
- o Purchased Services of \$20,050,000:
 - Contracted Labor: \$8,365,000
 - Pharmaceutical Drugs: \$6,832,000
 - Dietary/Laundry/Housekeeping Supplies: \$1,677,000
 - Building Supplies: \$159,000
 - Utilities: \$3,017,000 including:
 - \$2,124,000 in Electric
 - \$715,000 in Oil & Gas
 - \$178,000 in Water/Sewage/Disposal
- o 1,580 full-time equivalent jobs, including:
 - Nursing: 333
 - Therapy: 41
 - Radiology: 101
 - Pharmacy: 40
 - Pathology and Laboratory: 55
 - Dietary/Housekeeping/Maintenance: 138
- o Total Employee Payroll: \$101,996,000
- o Estimated State Income Taxes Paid by Employees: \$5,635,300

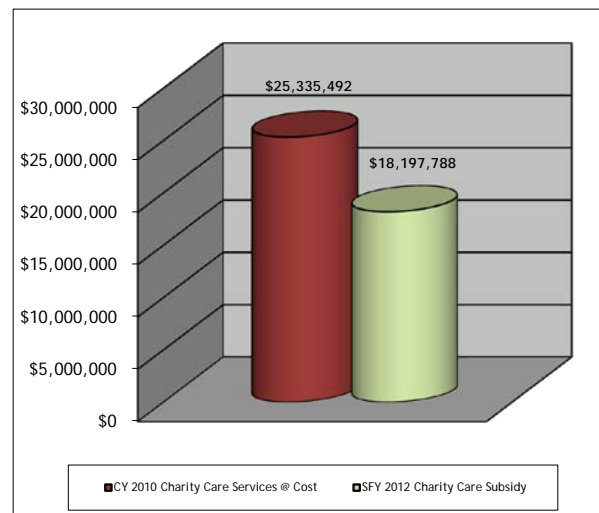
Annual Contributions as a Healthcare Safety Net

- o Hospitals also give back to the community by serving as the primary source of medical services for the state's 1.3 million uninsured, thus serving as the healthcare safety net for the most needy at a cost of over \$1.3 billion annually.
- o In 2010, uninsured patients presented at AtlantiCare Regional Medical Center City Division on 39,371 occasions.
- o Hospitals provide a forum for non-salaried physicians to deliver services related to their individual practices.
- o New Jersey's general hospitals are almost exclusively not-for-profit entities — any excess revenue over expenses is returned to the community in the form of new medical technology, expanded hospital services, maintenance and expansion of physical infrastructure and the enhanced ability to hire & maintain skilled workforce.

Annual Taxes

- o AtlantiCare Regional Medical Center City Division pays in excess of \$1,340,700 annually in taxes including:
 - 0.53 Percent Assessment: \$1,159,700
 - Adjusted Admissions Assessment: \$181,100
 - Newborn Screening Fees: \$0
 - Other assessments such as New Jersey Poison Information & Education System (NJPIES) and Maternal and Child Health Consortium Assessment
 - In addition, hospitals routinely support their local municipalities through special payments in lieu of taxes.

SFY 2012 Charity Care Subsidy Shortfall



AtlantiCare Regional Medical Center Mainland Division

Annual Contributions to the Local and State Economy

- o Total Expenditures: \$340,322,000
- o Purchased Services of \$33,749,000:
 - Contracted Labor: \$14,930,000
 - Pharmaceutical Drugs: \$11,305,000
 - Dietary/Laundry/Housekeeping Supplies: \$2,571,000
 - Building Supplies: \$238,000
 - Utilities: \$4,705,000 including:
 - \$3,340,000 in Electric
 - \$1,094,000 in Oil & Gas
 - \$271,000 in Water/Sewage/Disposal
- o 1,781 full-time equivalent jobs, including:
 - Nursing: 640
 - Therapy: 25
 - Radiology: 103
 - Pharmacy: 40
 - Pathology and Laboratory: 51
 - Dietary/Housekeeping/Maintenance: 143
- o Total Employee Payroll: \$122,532,000
- o Estimated State Income Taxes Paid by Employees: \$6,769,900

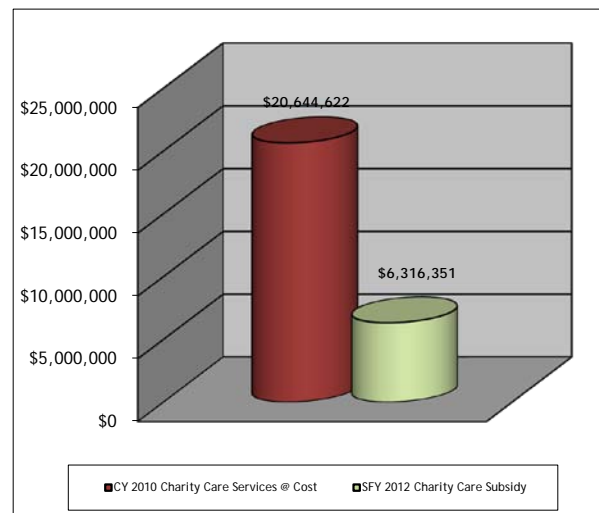
Annual Contributions as a Healthcare Safety Net

- o Hospitals also give back to the community by serving as the primary source of medical services for the state's 1.3 million uninsured, thus serving as the healthcare safety net for the most needy at a cost of over \$1.3 billion annually.
- o In 2010, uninsured patients presented at AtlantiCare Regional Medical Center Mainland Division on 29,354 occasions.
- o Hospitals provide a forum for non-salaried physicians to deliver services related to their individual practices.
- o New Jersey's general hospitals are almost exclusively not-for-profit entities — any excess revenue over expenses is returned to the community in the form of new medical technology, expanded hospital services, maintenance and expansion of physical infrastructure and the enhanced ability to hire & maintain skilled workforce.

Annual Taxes

- o AtlantiCare Regional Medical Center Mainland Division pays in excess of \$2,674,900 annually in taxes
 - 0.53 Percent Assessment: \$2,133,000
 - Adjusted Admissions Assessment: \$340,700
 - Newborn Screening Fees: \$201,200
 - Other assessments such as New Jersey Poison Information & Education System (NJPIES) and Maternal and Child Health Consortium Assessment
 - In addition, hospitals routinely support their local municipalities through special payments in lieu of taxes.

SFY 2012 Charity Care Subsidy Shortfall



Bayonne Medical Center

Annual Contributions to the Local and State Economy

- o Total Expenditures: \$138,200,000
- o Purchased Services of \$51,442,000:
 - Contracted Labor: \$42,915,000
 - Pharmaceutical Drugs: \$4,898,000
 - Dietary/Laundry/Housekeeping Supplies: \$1,518,000
 - Building Supplies: \$266,000
 - Utilities: \$1,845,000 including:
 - \$1,308,000 in Electric
 - \$537,000 in Oil & Gas
 - \$0 in Water/Sewage/Disposal
- o 732 full-time equivalent jobs, including:
 - Nursing: 199
 - Therapy: 23
 - Radiology: 38
 - Pharmacy: 23
 - Pathology and Laboratory: 31
 - Dietary/Housekeeping/Maintenance: 110
- o Total Employee Payroll: \$44,516,000
- o Estimated State Income Taxes Paid by Employees: \$2,459,500

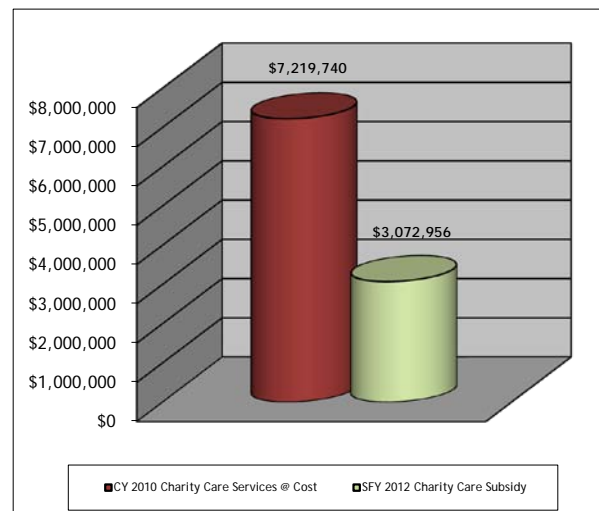
Annual Contributions as a Healthcare Safety Net

- o Hospitals also give back to the community by serving as the primary source of medical services for the state's 1.3 million uninsured, thus serving as the healthcare safety net for the most needy at a cost of over \$1.3 billion annually.
- o In 2010, uninsured patients presented at Bayonne Medical Center on 8,166 occasions.
- o Hospitals provide a forum for non-salaried physicians to deliver services related to their individual practices.
- o New Jersey's general hospitals are almost exclusively not-for-profit entities — any excess revenue over expenses is returned to the community in the form of new medical technology, expanded hospital services, maintenance and expansion of physical infrastructure and the enhanced ability to hire & maintain skilled workforce.

Annual Taxes

- o Bayonne Medical Center pays in excess of \$833,900 annually in taxes including:
 - 0.53 Percent Assessment: \$742,600
 - Adjusted Admissions Assessment: \$91,400
 - Newborn Screening Fees: \$0
 - Other assessments such as New Jersey Poison Information & Education System (NJPIES) and Maternal and Child Health Consortium Assessment
 - In addition, hospitals routinely support their local municipalities through special payments in lieu of taxes.

SFY 2012 Charity Care Subsidy Shortfall



Bayshore Community Hospital

Annual Contributions to the Local and State Economy

- o Total Expenditures: \$100,929,000
- o Purchased Services of \$16,734,000:
 - Contracted Labor: \$8,764,000
 - Pharmaceutical Drugs: \$4,485,000
 - Dietary/Laundry/Housekeeping Supplies: \$1,147,000
 - Building Supplies: \$301,000
 - Utilities: \$2,037,000 including:
 - \$1,476,000 in Electric
 - \$303,000 in Oil & Gas
 - \$258,000 in Water/Sewage/Disposal
- o 779 full-time equivalent jobs, including:
 - Nursing: 200
 - Therapy: 37
 - Radiology: 58
 - Pharmacy: 20
 - Pathology and Laboratory: 35
 - Dietary/Housekeeping/Maintenance: 101
- o Total Employee Payroll: \$41,728,000
- o Estimated State Income Taxes Paid by Employees: \$2,305,500

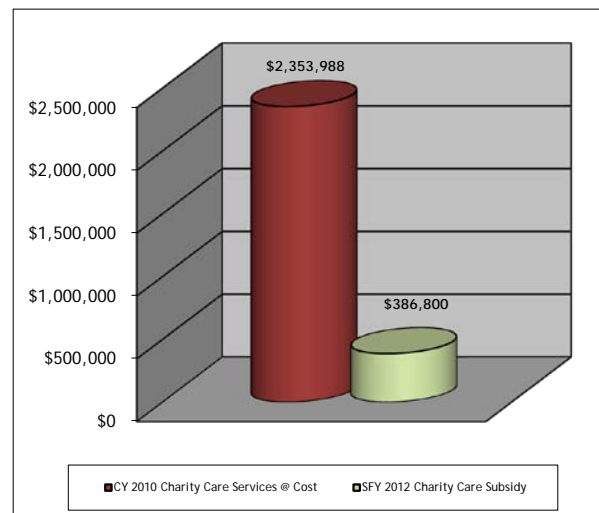
Annual Contributions as a Healthcare Safety Net

- o Hospitals also give back to the community by serving as the primary source of medical services for the state's 1.3 million uninsured, thus serving as the healthcare safety net for the most needy at a cost of over \$1.3 billion annually.
- o In 2010, uninsured patients presented at Bayshore Community Hospital on 11,265 occasions.
- o Hospitals provide a forum for non-salaried physicians to deliver services related to their individual practices.
- o New Jersey's general hospitals are almost exclusively not-for-profit entities — any excess revenue over expenses is returned to the community in the form of new medical technology, expanded hospital services, maintenance and expansion of physical infrastructure and the enhanced ability to hire & maintain skilled workforce.

Annual Taxes

- o Bayshore Community Hospital pays in excess of \$648,600 annually in taxes including:
 - 0.53 Percent Assessment: \$520,000
 - Adjusted Admissions Assessment: \$128,600
 - Newborn Screening Fees: \$0
 - Other assessments such as New Jersey Poison Information & Education System (NJPIES) and Maternal and Child Health Consortium Assessment
 - In addition, hospitals routinely support their local municipalities through special payments in lieu of taxes.

SFY 2012 Charity Care Subsidy Shortfall



Bergen Regional Medical Center

Annual Contributions to the Local and State Economy

- o Total Expenditures: \$156,223,000
- o 1,712 full-time equivalent jobs, including:
 - Nursing: 328
 - Therapy: 26
 - Radiology: 19
 - Pharmacy: 42
 - Pathology and Laboratory: 22
 - Dietary/Housekeeping/Maintenance: 235
- o Purchased Services of \$44,465,000:
 - Contracted Labor: \$26,673,000
 - Pharmaceutical Drugs: \$9,097,000
 - Dietary/Laundry/Housekeeping Supplies: \$3,834,000
 - Building Supplies: \$261,000
 - Utilities: \$4,600,000 including:
 - \$2,236,000 in Electric
 - \$1,582,000 in Oil & Gas
 - \$782,000 in Water/Sewage/Disposal
- o Total Employee Payroll: \$95,155,000
- o Estimated State Income Taxes Paid by Employees: \$5,257,300

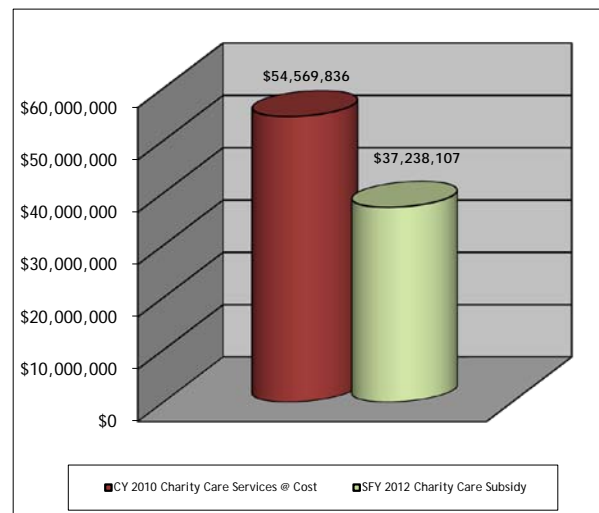
Annual Contributions as a Healthcare Safety Net

- o Hospitals also give back to the community by serving as the primary source of medical services for the state's 1.3 million uninsured, thus serving as the healthcare safety net for the most needy at a cost of over \$1.3 billion annually.
- o In 2010, uninsured patients presented at Bergen Regional Medical Center on 88,700 occasions.
- o Hospitals provide a forum for non-salaried physicians to deliver services related to their individual practices.
- o New Jersey's general hospitals are almost exclusively not-for-profit entities — any excess revenue over expenses is returned to the community in the form of new medical technology, expanded hospital services, maintenance and expansion of physical infrastructure and the enhanced ability to hire & maintain skilled workforce.

Annual Taxes

- o Bergen Regional Medical Center pays in excess of \$2,961,300 annually in taxes including:
 - 0.53 Percent Assessment: \$2,808,400
 - Adjusted Admissions Assessment: \$153,000
 - Newborn Screening Fees: \$0
 - Other assessments such as New Jersey Poison Information & Education System (NJPIES) and Maternal and Child Health Consortium Assessment
 - In addition, hospitals routinely support their local municipalities through special payments in lieu of taxes.

SFY 2012 Charity Care Subsidy Shortfall



Cape Regional Medical Center

Annual Contributions to the Local and State Economy

- o Total Expenditures: \$114,327,000
- o Purchased Services of \$16,657,000:
 - Contracted Labor: \$9,614,000
 - Pharmaceutical Drugs: \$3,912,000
 - Dietary/Laundry/Housekeeping Supplies: \$721,000
 - Building Supplies: \$18,000
 - Utilities: \$2,392,000 including:
 - \$1,534,000 in Electric
 - \$495,000 in Oil & Gas
 - \$363,000 in Water/Sewage/Disposal
- o 817 full-time equivalent jobs, including:
 - Nursing: 209
 - Therapy: 38
 - Radiology: 59
 - Pharmacy: 18
 - Pathology and Laboratory: 49
 - Dietary/Housekeeping/Maintenance: 63
- o Total Employee Payroll: \$48,147,000
- o Estimated State Income Taxes Paid by Employees: \$2,660,100

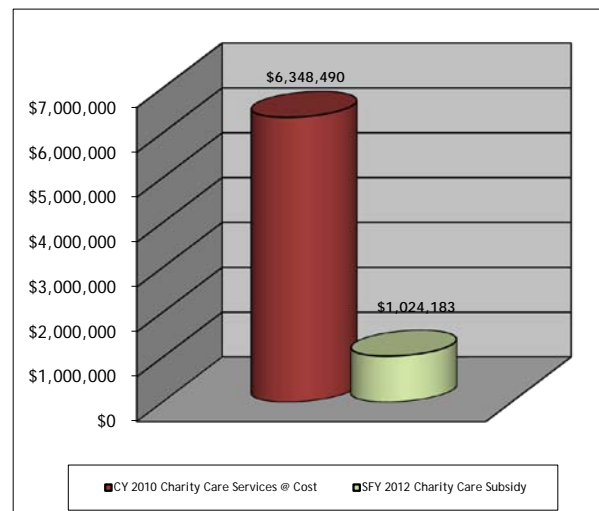
Annual Contributions as a Healthcare Safety Net

- o Hospitals also give back to the community by serving as the primary source of medical services for the state's 1.3 million uninsured, thus serving as the healthcare safety net for the most needy at a cost of over \$1.3 billion annually.
- o In 2010, uninsured patients presented at Cape Regional Medical Center on 22,884 occasions.
- o Hospitals provide a forum for non-salaried physicians to deliver services related to their individual practices.
- o New Jersey's general hospitals are almost exclusively not-for-profit entities — any excess revenue over expenses is returned to the community in the form of new medical technology, expanded hospital services, maintenance and expansion of physical infrastructure and the enhanced ability to hire & maintain skilled workforce.

Annual Taxes

- o Cape Regional Medical Center pays in excess of \$824,500 annually in taxes including:
 - 0.53 Percent Assessment: \$601,300
 - Adjusted Admissions Assessment: \$173,800
 - Newborn Screening Fees: \$49,400
 - Other assessments such as New Jersey Poison Information & Education System (NJPIES) and Maternal and Child Health Consortium Assessment
 - In addition, hospitals routinely support their local municipalities through special payments in lieu of taxes.

SFY 2012 Charity Care Subsidy Shortfall



Capital Health - Mercer

Annual Contributions to the Local and State Economy

- o Total Expenditures: \$231,334,000
- o 1,491 full-time equivalent jobs, including:
 - Nursing: 333
 - Therapy: 50
 - Radiology: 91
 - Pharmacy: 27
 - Pathology and Laboratory: 58
 - Dietary/Housekeeping/Maintenance: 138
- o Purchased Services of \$24,687,000:
 - Contracted Labor: \$13,818,000
 - Pharmaceutical Drugs: \$6,115,000
 - Dietary/Laundry/Housekeeping Supplies: \$1,289,000
 - Building Supplies: \$18,000
 - Utilities: \$3,447,000 including:
 - \$3,051,000 in Electric
 - \$52,000 in Oil & Gas
 - \$369,000 in Water/Sewage/Disposal
- o Total Employee Payroll: \$108,024,000
- o Estimated State Income Taxes Paid by Employees: \$5,968,300

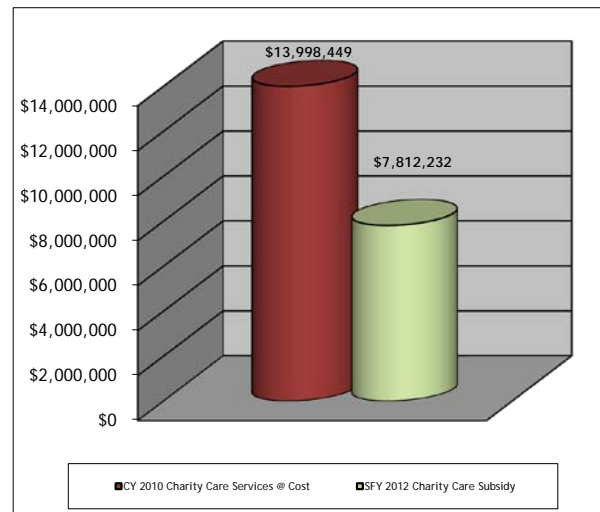
Annual Contributions as a Healthcare Safety Net

- o Hospitals also give back to the community by serving as the primary source of medical services for the state's 1.3 million uninsured, thus serving as the healthcare safety net for the most needy at a cost of over \$1.3 billion annually.
- o In 2010, uninsured patients presented at Capital Health - Mercer on 68,891 occasions.
- o Hospitals provide a forum for non-salaried physicians to deliver services related to their individual practices.
- o New Jersey's general hospitals are almost exclusively not-for-profit entities — any excess revenue over expenses is returned to the community in the form of new medical technology, expanded hospital services, maintenance and expansion of physical infrastructure and the enhanced ability to hire & maintain skilled workforce.

Annual Taxes

- o Capital Health - Mercer pays in excess of \$1,703,900 annually in taxes including:
 - 0.53 Percent Assessment: \$1,235,300
 - Adjusted Admissions Assessment: \$284,100
 - Newborn Screening Fees: \$184,500
 - Other assessments such as New Jersey Poison Information & Education System (NJPIES) and Maternal and Child Health Consortium Assessment
 - In addition, hospitals routinely support their local municipalities through special payments in lieu of taxes.

SFY 2012 Charity Care Subsidy Shortfall



Capital Health Regional Medical Center

Annual Contributions to the Local and State Economy

- o Total Expenditures: \$249,190,000
- o 1,522 full-time equivalent jobs, including:
 - Nursing: 450
 - Therapy: 60
 - Radiology: 59
 - Pharmacy: 33
 - Pathology and Laboratory: 48
 - Dietary/Housekeeping/Maintenance: 132
- o Purchased Services of \$30,551,000:
 - Contracted Labor: \$16,505,000
 - Pharmaceutical Drugs: \$8,813,000
 - Dietary/Laundry/Housekeeping Supplies: \$1,325,000
 - Building Supplies: \$10,000
 - Utilities: \$3,898,000 including:
 - \$2,561,000 in Electric
 - \$940,000 in Oil & Gas
 - \$423,000 in Water/Sewage/Disposal
- o Total Employee Payroll: \$113,094,000
- o Estimated State Income Taxes Paid by Employees: \$6,248,400

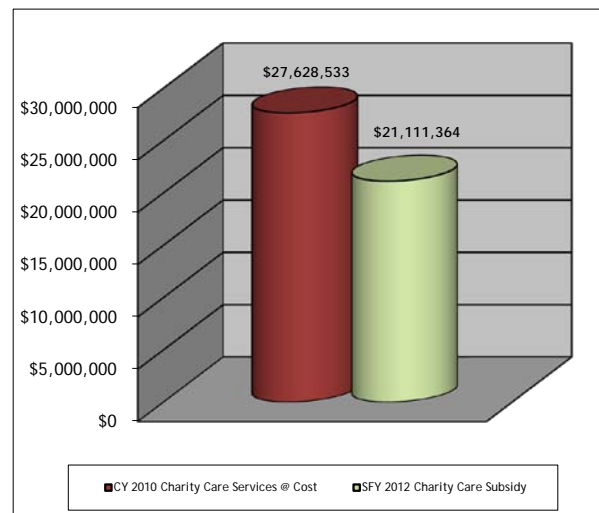
Annual Contributions as a Healthcare Safety Net

- o Hospitals also give back to the community by serving as the primary source of medical services for the state's 1.3 million uninsured, thus serving as the healthcare safety net for the most needy at a cost of over \$1.3 billion annually.
- o In 2010, uninsured patients presented at Capital Health Regional Medical Center on 50,512 occasions.
- o Hospitals provide a forum for non-salaried physicians to deliver services related to their individual practices.
- o New Jersey's general hospitals are almost exclusively not-for-profit entities — any excess revenue over expenses is returned to the community in the form of new medical technology, expanded hospital services, maintenance and expansion of physical infrastructure and the enhanced ability to hire & maintain skilled workforce.

Annual Taxes

- o Capital Health Regional Medical Center pays in excess of \$1,603,900 annually in taxes including:
 - 0.53 Percent Assessment: \$1,433,500
 - Adjusted Admissions Assessment: \$170,400
 - Newborn Screening Fees: \$0
 - Other assessments such as New Jersey Poison Information & Education System (NJPIES) and Maternal and Child Health Consortium Assessment
 - In addition, hospitals routinely support their local municipalities through special payments in lieu of taxes.

SFY 2012 Charity Care Subsidy Shortfall



CentraState Medical Center

Annual Contributions to the Local and State Economy

- o Total Expenditures: \$211,423,000
- o 1,489 full-time equivalent jobs, including:
 - Nursing: 430
 - Therapy: 78
 - Radiology: 101
 - Pharmacy: 36
 - Pathology and Laboratory: 75
 - Dietary/Housekeeping/Maintenance: 164
- o Purchased Services of \$17,978,000:
 - Contracted Labor: \$1,859,000
 - Pharmaceutical Drugs: \$9,586,000
 - Dietary/Laundry/Housekeeping Supplies: \$1,919,000
 - Building Supplies: \$247,000
 - Utilities: \$4,367,000 including:
 - \$3,408,000 in Electric
 - \$478,000 in Oil & Gas
 - \$481,000 in Water/Sewage/Disposal
- o Total Employee Payroll: \$90,025,000
- o Estimated State Income Taxes Paid by Employees: \$4,973,900

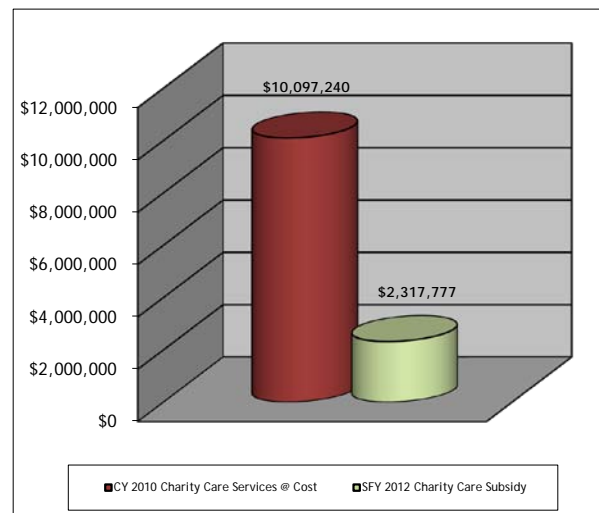
Annual Contributions as a Healthcare Safety Net

- o Hospitals also give back to the community by serving as the primary source of medical services for the state's 1.3 million uninsured, thus serving as the healthcare safety net for the most needy at a cost of over \$1.3 billion annually.
- o In 2010, uninsured patients presented at CentraState Medical Center on 32,035 occasions.
- o Hospitals provide a forum for non-salaried physicians to deliver services related to their individual practices.
- o New Jersey's general hospitals are almost exclusively not-for-profit entities — any excess revenue over expenses is returned to the community in the form of new medical technology, expanded hospital services, maintenance and expansion of physical infrastructure and the enhanced ability to hire & maintain skilled workforce.

Annual Taxes

- o CentraState Medical Center pays in excess of \$1,621,600 annually in taxes including:
 - 0.53 Percent Assessment: \$1,174,200
 - Adjusted Admissions Assessment: \$300,400
 - Newborn Screening Fees: \$147,000
 - Other assessments such as New Jersey Poison Information & Education System (NJPIES) and Maternal and Child Health Consortium Assessment
 - In addition, hospitals routinely support their local municipalities through special payments in lieu of taxes.

SFY 2012 Charity Care Subsidy Shortfall



Chilton Hospital

Annual Contributions to the Local and State Economy

- o Total Expenditures: \$156,431,000
- o 1,027 full-time equivalent jobs, including:
 - Nursing: 277
 - Therapy: 38
 - Radiology: 68
 - Pharmacy: 23
 - Pathology and Laboratory: 55
 - Dietary/Housekeeping/Maintenance: 105
- o Purchased Services of \$24,878,000:
 - Contracted Labor: \$14,606,000
 - Pharmaceutical Drugs: \$6,543,000
 - Dietary/Laundry/Housekeeping Supplies: \$1,075,000
 - Building Supplies: \$3,000
 - Utilities: \$2,651,000 including:
 - \$1,848,000 in Electric
 - \$559,000 in Oil & Gas
 - \$244,000 in Water/Sewage/Disposal
- o Total Employee Payroll: \$71,415,000
- o Estimated State Income Taxes Paid by Employees: \$3,945,700

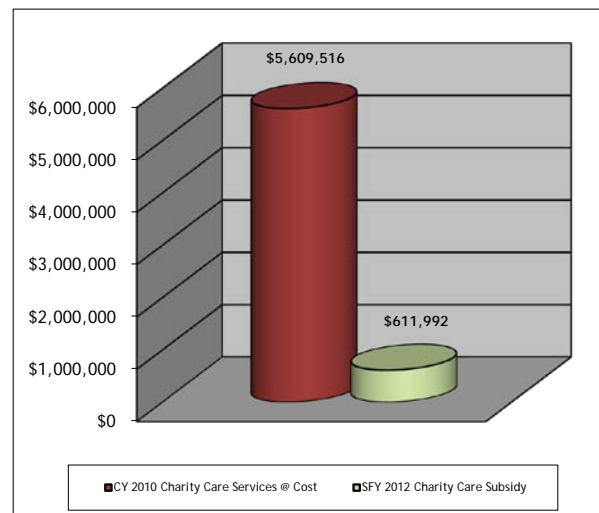
Annual Contributions as a Healthcare Safety Net

- o Hospitals also give back to the community by serving as the primary source of medical services for the state's 1.3 million uninsured, thus serving as the healthcare safety net for the most needy at a cost of over \$1.3 billion annually.
- o In 2010, uninsured patients presented at Chilton Hospital on 5,733 occasions.
- o Hospitals provide a forum for non-salaried physicians to deliver services related to their individual practices.
- o New Jersey's general hospitals are almost exclusively not-for-profit entities — any excess revenue over expenses is returned to the community in the form of new medical technology, expanded hospital services, maintenance and expansion of physical infrastructure and the enhanced ability to hire & maintain skilled workforce.

Annual Taxes

- o Chilton Hospital pays in excess of \$1,131,100 annually in taxes including:
 - 0.53 Percent Assessment: \$861,600
 - Adjusted Admissions Assessment: \$185,200
 - Newborn Screening Fees: \$84,200
 - Other assessments such as New Jersey Poison Information & Education System (NJPIES) and Maternal and Child Health Consortium Assessment
 - In addition, hospitals routinely support their local municipalities through special payments in lieu of taxes.

SFY 2012 Charity Care Subsidy Shortfall



Christ Hospital

Annual Contributions to the Local and State Economy

- o Total Expenditures: \$159,756,000
- o Purchased Services of \$13,409,000:
 - Contracted Labor: \$2,210,000
 - Pharmaceutical Drugs: \$7,492,000
 - Dietary/Laundry/Housekeeping Supplies: \$899,000
 - Building Supplies: \$292,000
 - Utilities: \$2,516,000 including:
 - \$1,356,000 in Electric
 - \$746,000 in Oil & Gas
 - \$414,000 in Water/Sewage/Disposal
- o 1,050 full-time equivalent jobs, including:
 - Nursing: 290
 - Therapy: 32
 - Radiology: 63
 - Pharmacy: 21
 - Pathology and Laboratory: 46
 - Dietary/Housekeeping/Maintenance: 117
- o Total Employee Payroll: \$74,379,000
- o Estimated State Income Taxes Paid by Employees: \$4,109,400

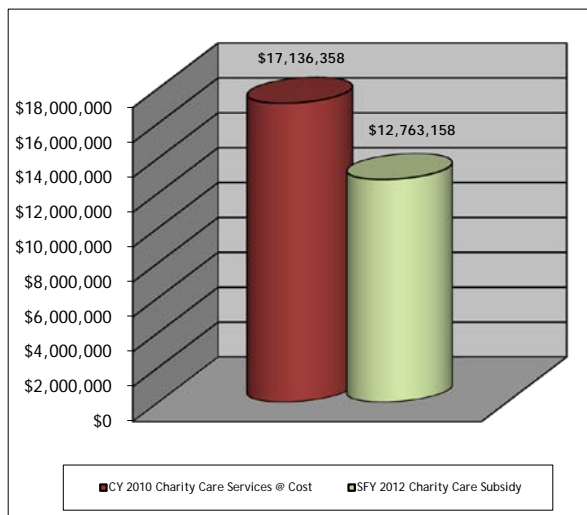
Annual Contributions as a Healthcare Safety Net

- o Hospitals also give back to the community by serving as the primary source of medical services for the state's 1.3 million uninsured, thus serving as the healthcare safety net for the most needy at a cost of over \$1.3 billion annually.
- o In 2010, uninsured patients presented at Christ Hospital on 35,701 occasions.
- o Hospitals provide a forum for non-salaried physicians to deliver services related to their individual practices.
- o New Jersey's general hospitals are almost exclusively not-for-profit entities — any excess revenue over expenses is returned to the community in the form of new medical technology, expanded hospital services, maintenance and expansion of physical infrastructure and the enhanced ability to hire & maintain skilled workforce.

Annual Taxes

- o Christ Hospital pays in excess of \$1,098,500 annually in taxes including:
 - 0.53 Percent Assessment: \$821,600
 - Adjusted Admissions Assessment: \$163,300
 - Newborn Screening Fees: \$113,600
 - Other assessments such as New Jersey Poison Information & Education System (NJPIES) and Maternal and Child Health Consortium Assessment
 - In addition, hospitals routinely support their local municipalities through special payments in lieu of taxes.

SFY 2012 Charity Care Subsidy Shortfall



Clara Maass Medical Center

Annual Contributions to the Local and State Economy

- o Total Expenditures: \$238,808,000
- o Purchased Services of \$20,184,000:
 - Contracted Labor: \$745,000
 - Pharmaceutical Drugs: \$11,601,000
 - Dietary/Laundry/Housekeeping Supplies: \$2,666,000
 - Building Supplies: \$25,000
 - Utilities: \$5,147,000 including:
 - \$2,924,000 in Electric
 - \$1,485,000 in Oil & Gas
 - \$738,000 in Water/Sewage/Disposal
- o 1,475 full-time equivalent jobs, including:
 - Nursing: 444
 - Therapy: 53
 - Radiology: 107
 - Pharmacy: 32
 - Pathology and Laboratory: 54
 - Dietary/Housekeeping/Maintenance: 168
- o Total Employee Payroll: \$99,590,000
- o Estimated State Income Taxes Paid by Employees: \$5,502,300

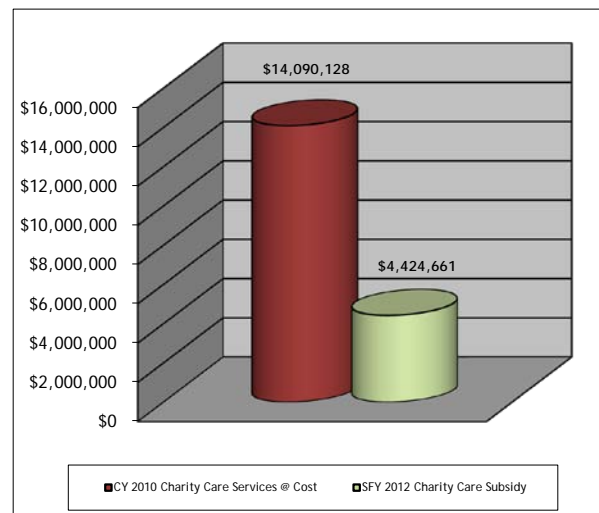
Annual Contributions as a Healthcare Safety Net

- o Hospitals also give back to the community by serving as the primary source of medical services for the state's 1.3 million uninsured, thus serving as the healthcare safety net for the most needy at a cost of over \$1.3 billion annually.
- o In 2010, uninsured patients presented at Clara Maass Medical Center on 34,743 occasions.
- o Hospitals provide a forum for non-salaried physicians to deliver services related to their individual practices.
- o New Jersey's general hospitals are almost exclusively not-for-profit entities — any excess revenue over expenses is returned to the community in the form of new medical technology, expanded hospital services, maintenance and expansion of physical infrastructure and the enhanced ability to hire & maintain skilled workforce.

Annual Taxes

- o Clara Maass Medical Center pays in excess of \$1,789,800 annually in taxes including:
 - 0.53 Percent Assessment: \$1,340,500
 - Adjusted Admissions Assessment: \$286,600
 - Newborn Screening Fees: \$162,700
 - Other assessments such as New Jersey Poison Information & Education System (NJPIES) and Maternal and Child Health Consortium Assessment
 - In addition, hospitals routinely support their local municipalities through special payments in lieu of taxes.

SFY 2012 Charity Care Subsidy Shortfall



Community Medical Center

Annual Contributions to the Local and State Economy

- o Total Expenditures: \$331,338,000
- o Purchased Services of \$51,432,000:
 - Contracted Labor: \$21,437,000
 - Pharmaceutical Drugs: \$19,989,000
 - Dietary/Laundry/Housekeeping Supplies: \$2,877,000
 - Building Supplies: \$403,000
 - Utilities: \$6,726,000 including:
 - \$4,364,000 in Electric
 - \$1,307,000 in Oil & Gas
 - \$1,055,000 in Water/Sewage/Disposal
- o 2,220 full-time equivalent jobs, including:
 - Nursing: 652
 - Therapy: 95
 - Radiology: 174
 - Pharmacy: 53
 - Pathology and Laboratory: 123
 - Dietary/Housekeeping/Maintenance: 198
- o Total Employee Payroll: \$133,079,000
- o Estimated State Income Taxes Paid by Employees: \$7,352,600

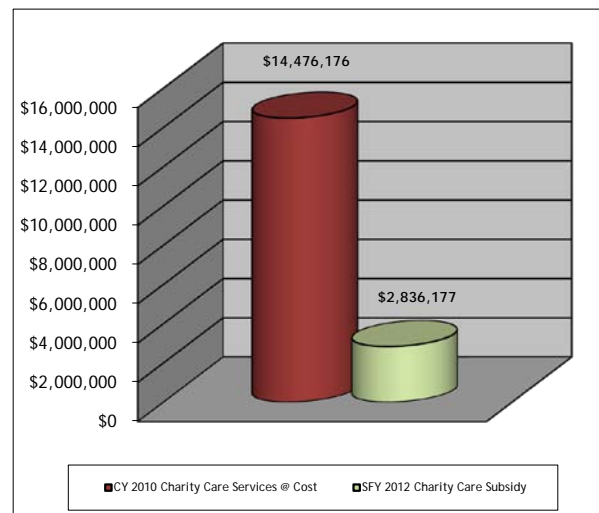
Annual Contributions as a Healthcare Safety Net

- o Hospitals also give back to the community by serving as the primary source of medical services for the state's 1.3 million uninsured, thus serving as the healthcare safety net for the most needy at a cost of over \$1.3 billion annually.
- o In 2010, uninsured patients presented at Community Medical Center on 23,475 occasions.
- o Hospitals provide a forum for non-salaried physicians to deliver services related to their individual practices.
- o New Jersey's general hospitals are almost exclusively not-for-profit entities — any excess revenue over expenses is returned to the community in the form of new medical technology, expanded hospital services, maintenance and expansion of physical infrastructure and the enhanced ability to hire & maintain skilled workforce.

Annual Taxes

- o Community Medical Center pays in excess of \$2,359,700 annually in taxes including:
 - 0.53 Percent Assessment: \$1,820,000
 - Adjusted Admissions Assessment: \$402,100
 - Newborn Screening Fees: \$137,600
 - Other assessments such as New Jersey Poison Information & Education System (NJPIES) and Maternal and Child Health Consortium Assessment
 - In addition, hospitals routinely support their local municipalities through special payments in lieu of taxes.

SFY 2012 Charity Care Subsidy Shortfall



Cooper Hospital/University Medical Center

Annual Contributions to the Local and State Economy

- o Total Expenditures: \$621,073,000
- o Purchased Services of \$34,833,000:
 - Contracted Labor: \$10,599,000
 - Pharmaceutical Drugs: \$13,756,000
 - Dietary/Laundry/Housekeeping Supplies: \$2,978,000
 - Building Supplies: \$3,000
 - Utilities: \$7,497,000 including:
 - \$5,005,000 in Electric
 - \$1,492,000 in Oil & Gas
 - \$1,000,000 in Water/Sewage/Disposal
- o 3,574 full-time equivalent jobs, including:
 - Nursing: 867
 - Therapy: 137
 - Radiology: 146
 - Pharmacy: 60
 - Pathology and Laboratory: 151
 - Dietary/Housekeeping/Maintenance: 335
- o Total Employee Payroll: \$255,615,000
- o Estimated State Income Taxes Paid by Employees: \$14,122,700

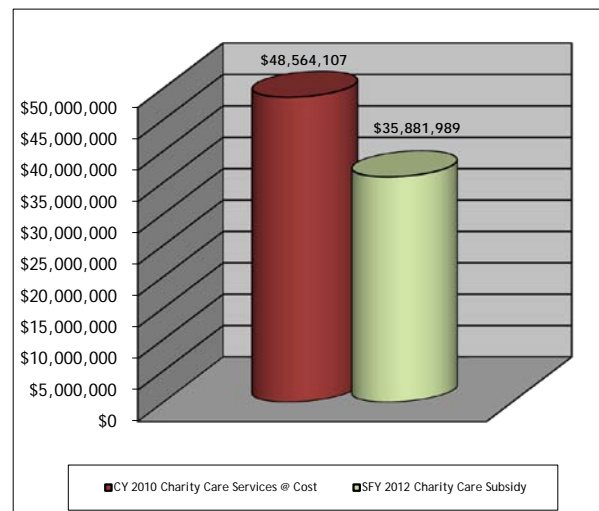
Annual Contributions as a Healthcare Safety Net

- o Hospitals also give back to the community by serving as the primary source of medical services for the state's 1.3 million uninsured, thus serving as the healthcare safety net for the most needy at a cost of over \$1.3 billion annually.
- o In 2010, uninsured patients presented at Cooper Hospital/University Medical Center on 34,855 occasions.
- o Hospitals provide a forum for non-salaried physicians to deliver services related to their individual practices.
- o New Jersey's general hospitals are almost exclusively not-for-profit entities — any excess revenue over expenses is returned to the community in the form of new medical technology, expanded hospital services, maintenance and expansion of physical infrastructure and the enhanced ability to hire & maintain skilled workforce.

Annual Taxes

- o Cooper Hospital/University Medical Center pays in excess of \$3,870,700 annually in taxes including:
 - 0.53 Percent Assessment: \$3,340,400
 - Adjusted Admissions Assessment: \$379,400
 - Newborn Screening Fees: \$150,900
 - Other assessments such as New Jersey Poison Information & Education System (NJPIES) and Maternal and Child Health Consortium Assessment
 - In addition, hospitals routinely support their local municipalities through special payments in lieu of taxes.

SFY 2012 Charity Care Subsidy Shortfall



Deborah Heart and Lung Center

Annual Contributions to the Local and State Economy

- o Total Expenditures: \$166,762,000
- o Purchased Services of \$8,804,000:
 - Contracted Labor: \$2,780,000
 - Pharmaceutical Drugs: \$3,404,000
 - Dietary/Laundry/Housekeeping Supplies: \$493,000
 - Building Supplies: \$0
 - Utilities: \$2,127,000 including:
 - \$1,480,000 in Electric
 - \$505,000 in Oil & Gas
 - \$142,000 in Water/Sewage/Disposal
- o 776 full-time equivalent jobs, including:
 - Nursing: 180
 - Therapy: 26
 - Radiology: 37
 - Pharmacy: 19
 - Pathology and Laboratory: 38
 - Dietary/Housekeeping/Maintenance: 99
- o Total Employee Payroll: \$59,356,000
- o Estimated State Income Taxes Paid by Employees: \$3,279,400

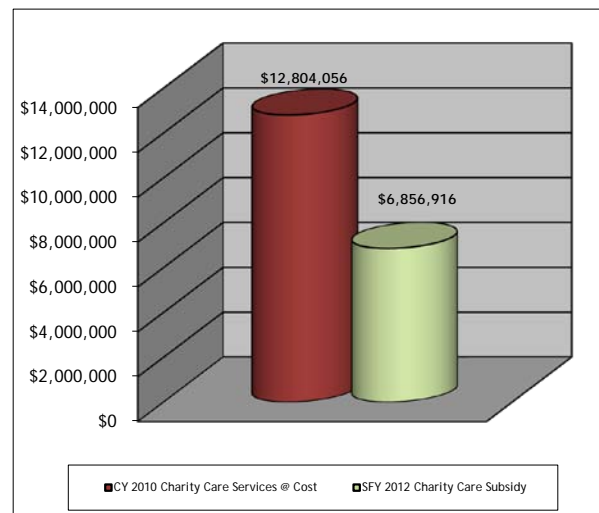
Annual Contributions as a Healthcare Safety Net

- o Hospitals also give back to the community by serving as the primary source of medical services for the state's 1.3 million uninsured, thus serving as the healthcare safety net for the most needy at a cost of over \$1.3 billion annually.
- o In 2010, uninsured patients presented at Deborah Heart and Lung Center on 8,488 occasions.
- o Hospitals provide a forum for non-salaried physicians to deliver services related to their individual practices.
- o New Jersey's general hospitals are almost exclusively not-for-profit entities — any excess revenue over expenses is returned to the community in the form of new medical technology, expanded hospital services, maintenance and expansion of physical infrastructure and the enhanced ability to hire & maintain skilled workforce.

Annual Taxes

- o Deborah Heart and Lung Center pays in excess of \$948,700 annually in taxes including:
 - 0.53 Percent Assessment: \$879,200
 - Adjusted Admissions Assessment: \$69,500
 - Newborn Screening Fees: \$0
 - Other assessments such as New Jersey Poison Information & Education System (NJPIES) and Maternal and Child Health Consortium Assessment
 - In addition, hospitals routinely support their local municipalities through special payments in lieu of taxes.

SFY 2012 Charity Care Subsidy Shortfall



East Orange General Hospital

Annual Contributions to the Local and State Economy

- o Total Expenditures: \$113,332,000
- o Purchased Services of \$12,373,000:
 - Contracted Labor: \$3,624,000
 - Pharmaceutical Drugs: \$5,147,000
 - Dietary/Laundry/Housekeeping Supplies: \$1,182,000
 - Building Supplies: \$114,000
 - Utilities: \$2,306,000 including:
 - \$1,396,000 in Electric
 - \$447,000 in Oil & Gas
 - \$463,000 in Water/Sewage/Disposal
- o 1,103 full-time equivalent jobs, including:
 - Nursing: 353
 - Therapy: 31
 - Radiology: 43
 - Pharmacy: 0
 - Pathology and Laboratory: 41
 - Dietary/Housekeeping/Maintenance: 116
- o Total Employee Payroll: \$52,439,000
- o Estimated State Income Taxes Paid by Employees: \$2,897,300

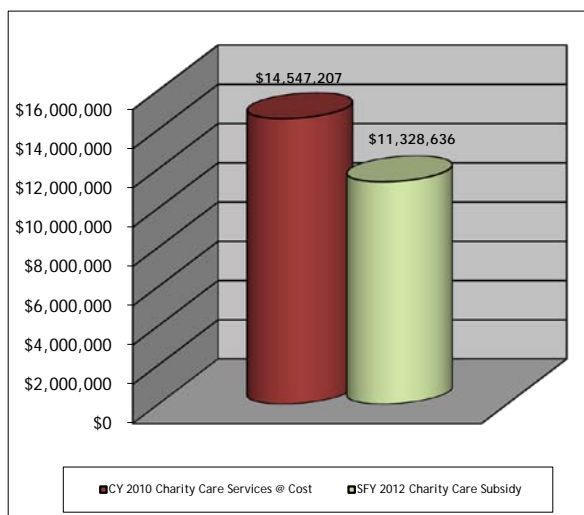
Annual Contributions as a Healthcare Safety Net

- o Hospitals also give back to the community by serving as the primary source of medical services for the state's 1.3 million uninsured, thus serving as the healthcare safety net for the most needy at a cost of over \$1.3 billion annually.
- o In 2010, uninsured patients presented at East Orange General Hospital on 27,324 occasions.
- o Hospitals provide a forum for non-salaried physicians to deliver services related to their individual practices.
- o New Jersey's general hospitals are almost exclusively not-for-profit entities — any excess revenue over expenses is returned to the community in the form of new medical technology, expanded hospital services, maintenance and expansion of physical infrastructure and the enhanced ability to hire & maintain skilled workforce.

Annual Taxes

- o East Orange General Hospital pays in excess of \$705,900 annually in taxes including:
 - 0.53 Percent Assessment: \$596,400
 - Adjusted Admissions Assessment: \$109,500
 - Newborn Screening Fees: \$0
 - Other assessments such as New Jersey Poison Information & Education System (NJPIES) and Maternal and Child Health Consortium Assessment
 - In addition, hospitals routinely support their local municipalities through special payments in lieu of taxes.

SFY 2012 Charity Care Subsidy Shortfall



Englewood Hospital and Medical Center

Annual Contributions to the Local and State Economy

- o Total Expenditures: \$332,547,000
- o Purchased Services of \$47,882,000:
 - Contracted Labor: \$19,954,000
 - Pharmaceutical Drugs: \$18,913,000
 - Dietary/Laundry/Housekeeping Supplies: \$3,188,000
 - Building Supplies: \$151,000
 - Utilities: \$5,676,000 including:
 - \$4,362,000 in Electric
 - \$2,150,000 in Oil & Gas
 - \$664,000 in Water/Sewage/Disposal
- o 2,002 full-time equivalent jobs, including:
 - Nursing: 524
 - Therapy: 68
 - Radiology: 184
 - Pharmacy: 43
 - Pathology and Laboratory: 99
 - Dietary/Housekeeping/Maintenance: 144
- o Total Employee Payroll: \$131,220,000
- o Estimated State Income Taxes Paid by Employees: \$7,249,900

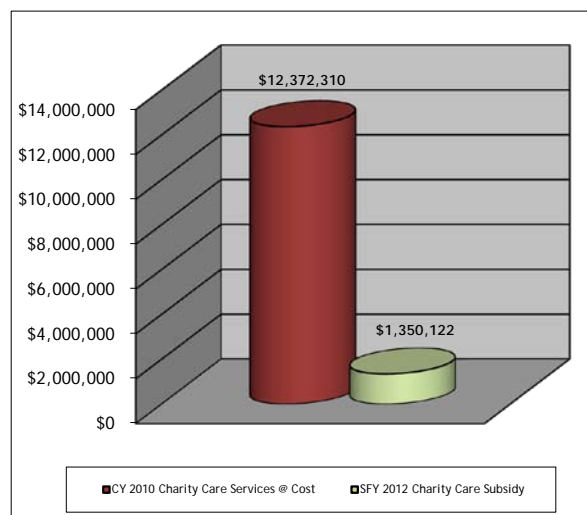
Annual Contributions as a Healthcare Safety Net

- o Hospitals also give back to the community by serving as the primary source of medical services for the state's 1.3 million uninsured, thus serving as the healthcare safety net for the most needy at a cost of over \$1.3 billion annually.
- o In 2010, uninsured patients presented at Englewood Hospital and Medical Center on 61,586 occasions.
- o Hospitals provide a forum for non-salaried physicians to deliver services related to their individual practices.
- o New Jersey's general hospitals are almost exclusively not-for-profit entities — any excess revenue over expenses is returned to the community in the form of new medical technology, expanded hospital services, maintenance and expansion of physical infrastructure and the enhanced ability to hire & maintain skilled workforce.

Annual Taxes

- o Englewood Hospital and Medical Center pays in excess of \$2,241,500 annually in taxes including:
 - 0.53 Percent Assessment: \$1,794,800
 - Adjusted Admissions Assessment: \$282,500
 - Newborn Screening Fees: \$164,200
 - Other assessments such as New Jersey Poison Information & Education System (NJPIES) and Maternal and Child Health Consortium Assessment
 - In addition, hospitals routinely support their local municipalities through special payments in lieu of taxes.

SFY 2012 Charity Care Subsidy Shortfall



Hackensack University Medical Center

Annual Contributions to the Local and State Economy

- o Total Expenditures: \$1,225,296,000
- o Purchased Services of \$165,787,000:
 - Contracted Labor: \$44,417,000
 - Pharmaceutical Drugs: \$95,944,000
 - Dietary/Laundry/Housekeeping Supplies: \$7,374,000
 - Building Supplies: \$590,000
 - Utilities: \$17,462,000 including:
 - \$11,707,000 in Electric
 - \$4,959,000 in Oil & Gas
 - \$796,000 in Water/Sewage/Disposal
- o 6,866 full-time equivalent jobs, including:
 - Nursing: 1,468
 - Therapy: 191
 - Radiology: 660
 - Pharmacy: 164
 - Pathology and Laboratory: 321
 - Dietary/Housekeeping/Maintenance: 577
- o Total Employee Payroll: \$510,594,000
- o Estimated State Income Taxes Paid by Employees: \$28,210,300

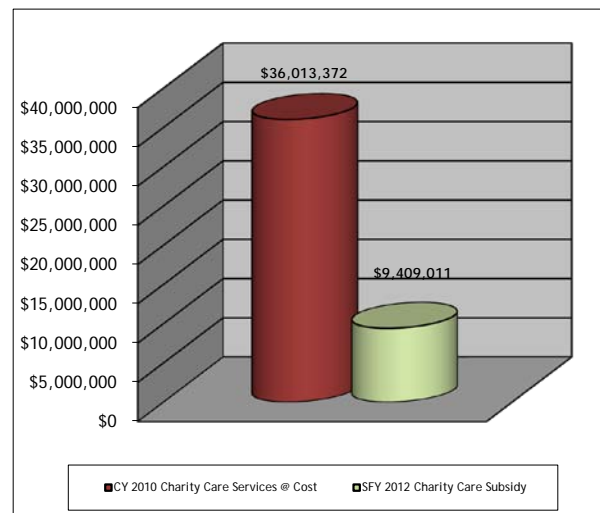
Annual Contributions as a Healthcare Safety Net

- o Hospitals also give back to the community by serving as the primary source of medical services for the state's 1.3 million uninsured, thus serving as the healthcare safety net for the most needy at a cost of over \$1.3 billion annually.
- o In 2010, uninsured patients presented at Hackensack University Medical Center on 280,414 occasions.
- o Hospitals provide a forum for non-salaried physicians to deliver services related to their individual practices.
- o New Jersey's general hospitals are almost exclusively not-for-profit entities — any excess revenue over expenses is returned to the community in the form of new medical technology, expanded hospital services, maintenance and expansion of physical infrastructure and the enhanced ability to hire & maintain skilled workforce.

Annual Taxes

- o Hackensack University Medical Center pays in excess of \$8,137,900 annually in taxes including:
 - 0.53 Percent Assessment: \$6,755,800
 - Adjusted Admissions Assessment: \$871,800
 - Newborn Screening Fees: \$510,300
 - Other assessments such as New Jersey Poison Information & Education System (NJPIES) and Maternal and Child Health Consortium Assessment
 - In addition, hospitals routinely support their local municipalities through special payments in lieu of taxes.

SFY 2012 Charity Care Subsidy Shortfall



Hackettstown Regional Medical Center

Annual Contributions to the Local and State Economy

- o Total Expenditures: \$97,915,000
- o Purchased Services of \$18,041,000:
 - Contracted Labor: \$12,693,000
 - Pharmaceutical Drugs: \$2,973,000
 - Dietary/Laundry/Housekeeping Supplies: \$549,000
 - Building Supplies: \$334,000
 - Utilities: \$1,492,000 including:
 - \$1,041,000 in Electric
 - \$230,000 in Oil & Gas
 - \$221,000 in Water/Sewage/Disposal
- o 674 full-time equivalent jobs, including:
 - Nursing: 163
 - Therapy: 31
 - Radiology: 54
 - Pharmacy: 18
 - Pathology and Laboratory: 33
 - Dietary/Housekeeping/Maintenance: 63
- o Total Employee Payroll: \$41,381,000
- o Estimated State Income Taxes Paid by Employees: \$2,286,300

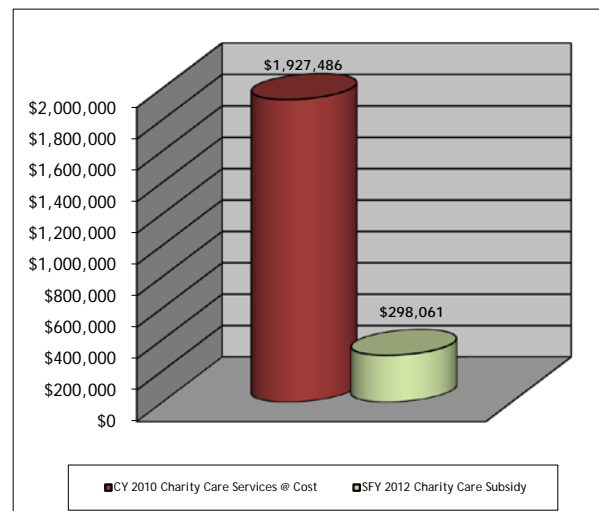
Annual Contributions as a Healthcare Safety Net

- o Hospitals also give back to the community by serving as the primary source of medical services for the state's 1.3 million uninsured, thus serving as the healthcare safety net for the most needy at a cost of over \$1.3 billion annually.
- o In 2010, uninsured patients presented at Hackettstown Regional Medical Center on 9,265 occasions.
- o Hospitals provide a forum for non-salaried physicians to deliver services related to their individual practices.
- o New Jersey's general hospitals are almost exclusively not-for-profit entities — any excess revenue over expenses is returned to the community in the form of new medical technology, expanded hospital services, maintenance and expansion of physical infrastructure and the enhanced ability to hire & maintain skilled workforce.

Annual Taxes

- o Hackettstown Regional Medical Center pays in excess of \$694,800 annually in taxes including:
 - 0.53 Percent Assessment: \$528,200
 - Adjusted Admissions Assessment: \$99,900
 - Newborn Screening Fees: \$66,800
 - Other assessments such as New Jersey Poison Information & Education System (NJPIES) and Maternal and Child Health Consortium Assessment
 - In addition, hospitals routinely support their local municipalities through special payments in lieu of taxes.

SFY 2012 Charity Care Subsidy Shortfall



Hoboken University Medical Center

Annual Contributions to the Local and State Economy

- o Total Expenditures: \$158,699,000
- o 975 full-time equivalent jobs, including:
 - Nursing: 237
 - Therapy: 20
 - Radiology: 48
 - Pharmacy: 18
 - Pathology and Laboratory: 35
 - Dietary/Housekeeping/Maintenance: 133
- o Purchased Services of \$22,090,000:
 - Contracted Labor: \$14,824,000
 - Pharmaceutical Drugs: \$4,932,000
 - Dietary/Laundry/Housekeeping Supplies: \$216,000
 - Building Supplies: \$30,000
 - Utilities: \$2,088,000 including:
 - \$1,087,000 in Electric
 - \$401,000 in Oil & Gas
 - \$600,000 in Water/Sewage/Disposal
- o Total Employee Payroll: \$62,846,000
- o Estimated State Income Taxes Paid by Employees: \$3,472,200

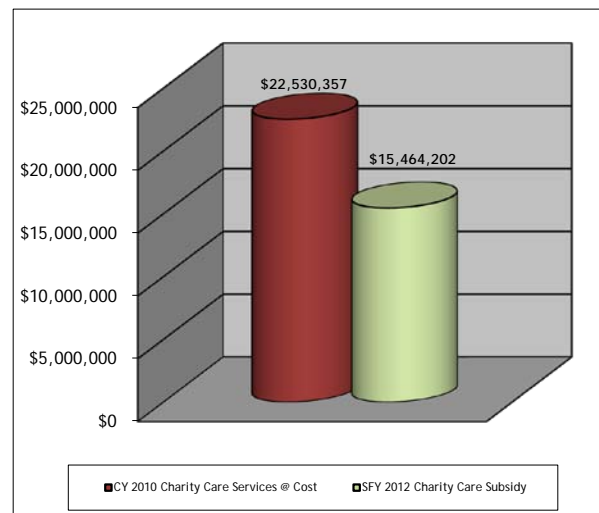
Annual Contributions as a Healthcare Safety Net

- o Hospitals also give back to the community by serving as the primary source of medical services for the state's 1.3 million uninsured, thus serving as the healthcare safety net for the most needy at a cost of over \$1.3 billion annually.
- o In 2010, uninsured patients presented at Hoboken University Medical Center on 41,459 occasions.
- o Hospitals provide a forum for non-salaried physicians to deliver services related to their individual practices.
- o New Jersey's general hospitals are almost exclusively not-for-profit entities — any excess revenue over expenses is returned to the community in the form of new medical technology, expanded hospital services, maintenance and expansion of physical infrastructure and the enhanced ability to hire & maintain skilled workforce.

Annual Taxes

- o Hoboken University Medical Center pays in excess of \$1,173,700 annually in taxes including:
 - 0.53 Percent Assessment: \$833,900
 - Adjusted Admissions Assessment: \$208,900
 - Newborn Screening Fees: \$130,900
 - Other assessments such as New Jersey Poison Information & Education System (NJPIES) and Maternal and Child Health Consortium Assessment
 - In addition, hospitals routinely support their local municipalities through special payments in lieu of taxes.

SFY 2012 Charity Care Subsidy Shortfall



Holy Name Medical Center

Annual Contributions to the Local and State Economy

- o Total Expenditures: \$264,233,000
- o Purchased Services of \$43,153,000:
 - Contracted Labor: \$17,620,000
 - Pharmaceutical Drugs: \$18,416,000
 - Dietary/Laundry/Housekeeping Supplies: \$2,632,000
 - Building Supplies: \$262,000
 - Utilities: \$4,223,000 including:
 - \$3,113,000 in Electric
 - \$620,000 in Oil & Gas
 - \$490,000 in Water/Sewage/Disposal
- o 1,695 full-time equivalent jobs, including:
 - Nursing: 407
 - Therapy: 62
 - Radiology: 160
 - Pharmacy: 37
 - Pathology and Laboratory: 103
 - Dietary/Housekeeping/Maintenance: 191
- o Total Employee Payroll: \$115,418,000
- o Estimated State Income Taxes Paid by Employees: \$6,376,800

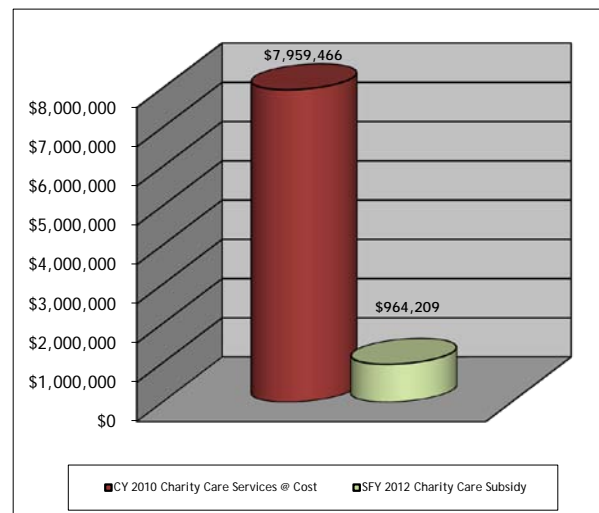
Annual Contributions as a Healthcare Safety Net

- o Hospitals also give back to the community by serving as the primary source of medical services for the state's 1.3 million uninsured, thus serving as the healthcare safety net for the most needy at a cost of over \$1.3 billion annually.
- o In 2010, uninsured patients presented at Holy Name Medical Center on 18,951 occasions.
- o Hospitals provide a forum for non-salaried physicians to deliver services related to their individual practices.
- o New Jersey's general hospitals are almost exclusively not-for-profit entities — any excess revenue over expenses is returned to the community in the form of new medical technology, expanded hospital services, maintenance and expansion of physical infrastructure and the enhanced ability to hire & maintain skilled workforce.

Annual Taxes

- o Holy Name Medical Center pays in excess of \$1,912,000 annually in taxes including:
 - 0.53 Percent Assessment: \$1,421,400
 - Adjusted Admissions Assessment: \$363,400
 - Newborn Screening Fees: \$127,200
 - Other assessments such as New Jersey Poison Information & Education System (NJPIES) and Maternal and Child Health Consortium Assessment
 - In addition, hospitals routinely support their local municipalities through special payments in lieu of taxes.

SFY 2012 Charity Care Subsidy Shortfall



Hunterdon Medical Center

Annual Contributions to the Local and State Economy

- o Total Expenditures: \$226,811,000
- o Purchased Services of \$13,846,000:
 - Contracted Labor: \$3,633,000
 - Pharmaceutical Drugs: \$5,415,000
 - Dietary/Laundry/Housekeeping Supplies: \$907,000
 - Building Supplies: \$223,000
 - Utilities: \$3,668,000 including:
 - \$2,646,000 in Electric
 - \$721,000 in Oil & Gas
 - \$301,000 in Water/Sewage/Disposal
- o 1,599 full-time equivalent jobs, including:
 - Nursing: 253
 - Therapy: 64
 - Radiology: 77
 - Pharmacy: 27
 - Pathology and Laboratory: 65
 - Dietary/Housekeeping/Maintenance: 129
- o Total Employee Payroll: \$104,785,000
- o Estimated State Income Taxes Paid by Employees: \$5,789,400

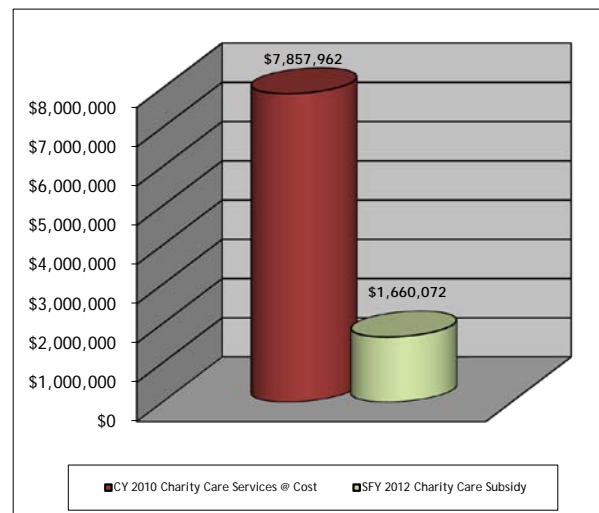
Annual Contributions as a Healthcare Safety Net

- o Hospitals also give back to the community by serving as the primary source of medical services for the state's 1.3 million uninsured, thus serving as the healthcare safety net for the most needy at a cost of over \$1.3 billion annually.
- o In 2010, uninsured patients presented at Hunterdon Medical Center on 31,064 occasions.
- o Hospitals provide a forum for non-salaried physicians to deliver services related to their individual practices.
- o New Jersey's general hospitals are almost exclusively not-for-profit entities — any excess revenue over expenses is returned to the community in the form of new medical technology, expanded hospital services, maintenance and expansion of physical infrastructure and the enhanced ability to hire & maintain skilled workforce.

Annual Taxes

- o Hunterdon Medical Center pays in excess of \$1,573,500 annually in taxes including:
 - 0.53 Percent Assessment: \$1,254,000
 - Adjusted Admissions Assessment: \$223,100
 - Newborn Screening Fees: \$96,400
 - Other assessments such as New Jersey Poison Information & Education System (NJPIES) and Maternal and Child Health Consortium Assessment
 - In addition, hospitals routinely support their local municipalities through special payments in lieu of taxes.

SFY 2012 Charity Care Subsidy Shortfall



Jersey Shore University Medical Center

Annual Contributions to the Local and State Economy

- o Total Expenditures: \$534,979,000
- o Purchased Services of \$62,098,000:
 - Contracted Labor: \$25,397,000
 - Pharmaceutical Drugs: \$22,719,000
 - Dietary/Laundry/Housekeeping Supplies: \$4,758,000
 - Building Supplies: \$683,000
 - Utilities: \$8,541,000 including:
 - \$4,399,000 in Electric
 - \$3,508,000 in Oil & Gas
 - \$634,000 in Water/Sewage/Disposal
- o 2,945 full-time equivalent jobs, including:
 - Nursing: 894
 - Therapy: 76
 - Radiology: 146
 - Pharmacy: 75
 - Pathology and Laboratory: 96
 - Dietary/Housekeeping/Maintenance: 272
- o Total Employee Payroll: \$192,604,000
- o Estimated State Income Taxes Paid by Employees: \$10,641,400

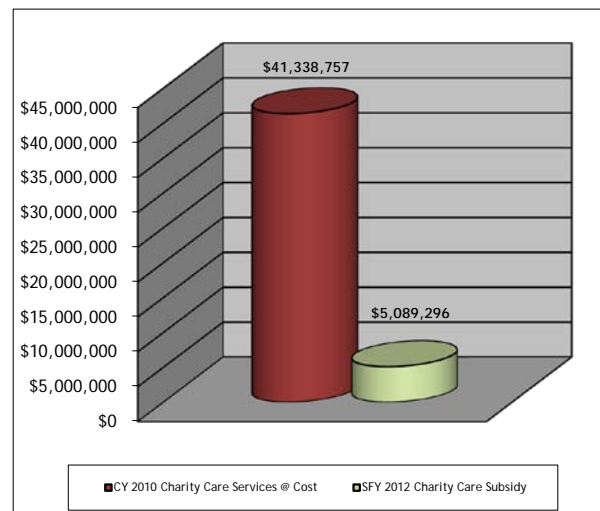
Annual Contributions as a Healthcare Safety Net

- o Hospitals also give back to the community by serving as the primary source of medical services for the state's 1.3 million uninsured, thus serving as the healthcare safety net for the most needy at a cost of over \$1.3 billion annually.
- o In 2010, uninsured patients presented at Jersey Shore University Medical Center on 40,626 occasions.
- o Hospitals provide a forum for non-salaried physicians to deliver services related to their individual practices.
- o New Jersey's general hospitals are almost exclusively not-for-profit entities — any excess revenue over expenses is returned to the community in the form of new medical technology, expanded hospital services, maintenance and expansion of physical infrastructure and the enhanced ability to hire & maintain skilled workforce.

Annual Taxes

- o Jersey Shore University Medical Center pays in excess of \$3,549,800 annually in taxes including:
 - 0.53 Percent Assessment: \$2,963,700
 - Adjusted Admissions Assessment: \$449,000
 - Newborn Screening Fees: \$137,100
 - Other assessments such as New Jersey Poison Information & Education System (NJPIES) and Maternal and Child Health Consortium Assessment
 - In addition, hospitals routinely support their local municipalities through special payments in lieu of taxes.

SFY 2012 Charity Care Subsidy Shortfall



JFK Medical Center

Annual Contributions to the Local and State Economy

- o Total Expenditures: \$369,890,000
- o Purchased Services of \$66,472,000:
 - Contracted Labor: \$39,403,000
 - Pharmaceutical Drugs: \$20,617,000
 - Dietary/Laundry/Housekeeping Supplies: \$2,383,000
 - Building Supplies: \$265,000
 - Utilities: \$3,804,000 including:
 - \$2,802,000 in Electric
 - \$552,000 in Oil & Gas
 - \$450,000 in Water/Sewage/Disposal
- o 2,724 full-time equivalent jobs, including:
 - Nursing: 554
 - Therapy: 42
 - Radiology: 140
 - Pharmacy: 59
 - Pathology and Laboratory: 118
 - Dietary/Housekeeping/Maintenance: 267
- o Total Employee Payroll: \$164,274,000
- o Estimated State Income Taxes Paid by Employees: \$9,076,100

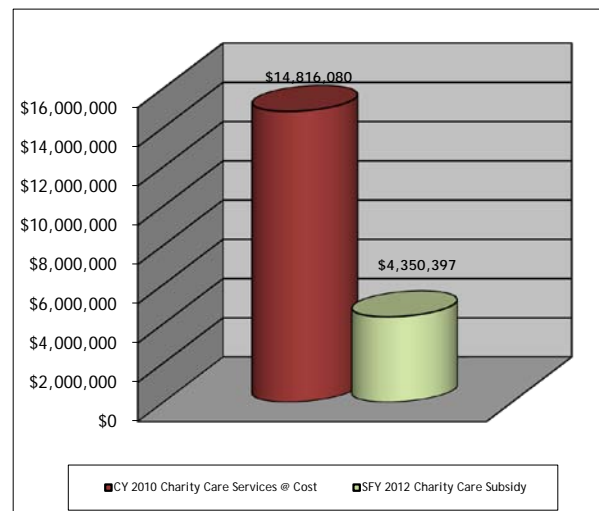
Annual Contributions as a Healthcare Safety Net

- o Hospitals also give back to the community by serving as the primary source of medical services for the state's 1.3 million uninsured, thus serving as the healthcare safety net for the most needy at a cost of over \$1.3 billion annually.
- o In 2010, uninsured patients presented at JFK Medical Center on 20,883 occasions.
- o Hospitals provide a forum for non-salaried physicians to deliver services related to their individual practices.
- o New Jersey's general hospitals are almost exclusively not-for-profit entities — any excess revenue over expenses is returned to the community in the form of new medical technology, expanded hospital services, maintenance and expansion of physical infrastructure and the enhanced ability to hire & maintain skilled workforce.

Annual Taxes

- o JFK Medical Center pays in excess of \$2,503,000 annually in taxes including:
 - 0.53 Percent Assessment: \$1,945,000
 - Adjusted Admissions Assessment: \$331,500
 - Newborn Screening Fees: \$226,500
 - Other assessments such as New Jersey Poison Information & Education System (NJPIES) and Maternal and Child Health Consortium Assessment
 - In addition, hospitals routinely support their local municipalities through special payments in lieu of taxes.

SFY 2012 Charity Care Subsidy Shortfall



Kennedy University Hospital - Cherry Hill

Annual Contributions to the Local and State Economy

- o Total Expenditures: \$118,328,000
- o Purchased Services of \$14,163,000:
 - Contracted Labor: \$7,623,000
 - Pharmaceutical Drugs: \$3,320,000
 - Dietary/Laundry/Housekeeping Supplies: \$1,219,000
 - Building Supplies: \$13,000
 - Utilities: \$1,988,000 including:
 - \$1,407,000 in Electric
 - \$208,000 in Oil & Gas
 - \$373,000 in Water/Sewage/Disposal
- o 753 full-time equivalent jobs, including:
 - Nursing: 240
 - Therapy: 21
 - Radiology: 46
 - Pharmacy: 18
 - Pathology and Laboratory: 37
 - Dietary/Housekeeping/Maintenance: 84
- o Total Employee Payroll: \$44,812,000
- o Estimated State Income Taxes Paid by Employees: \$2,475,900

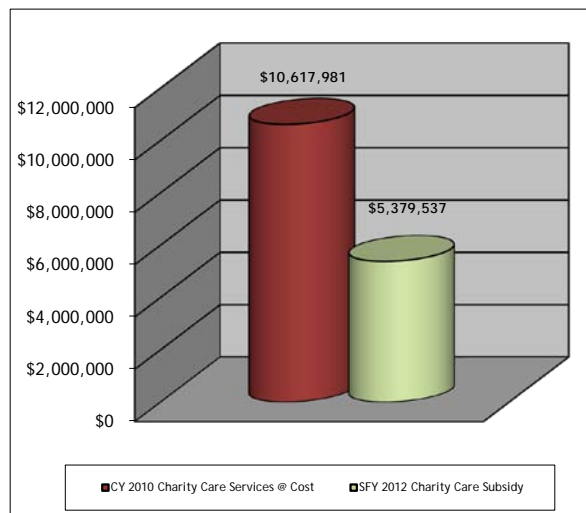
Annual Contributions as a Healthcare Safety Net

- o Hospitals also give back to the community by serving as the primary source of medical services for the state's 1.3 million uninsured, thus serving as the healthcare safety net for the most needy at a cost of over \$1.3 billion annually.
- o In 2010, uninsured patients presented at Kennedy University Hospital - Cherry Hill on 9,801 occasions.
- o Hospitals provide a forum for non-salaried physicians to deliver services related to their individual practices.
- o New Jersey's general hospitals are almost exclusively not-for-profit entities — any excess revenue over expenses is returned to the community in the form of new medical technology, expanded hospital services, maintenance and expansion of physical infrastructure and the enhanced ability to hire & maintain skilled workforce.

Annual Taxes

- o Kennedy University Hospital - Cherry Hill pays in excess of \$756,200 annually in taxes including:
 - 0.53 Percent Assessment: \$642,700
 - Adjusted Admissions Assessment: \$113,400
 - Newborn Screening Fees: \$0
 - Other assessments such as New Jersey Poison Information & Education System (NJPIES) and Maternal and Child Health Consortium Assessment
 - In addition, hospitals routinely support their local municipalities through special payments in lieu of taxes.

SFY 2012 Charity Care Subsidy Shortfall



Kennedy University Hospital - Stratford

Annual Contributions to the Local and State Economy

- o Total Expenditures: \$136,385,000
- o 810 full-time equivalent jobs, including:
 - Nursing: 177
 - Therapy: 22
 - Radiology: 52
 - Pharmacy: 22
 - Pathology and Laboratory: 33
 - Dietary/Housekeeping/Maintenance: 93
- o Purchased Services of \$17,187,000:
 - Contracted Labor: \$8,340,000
 - Pharmaceutical Drugs: \$5,529,000
 - Dietary/Laundry/Housekeeping Supplies: \$1,078,000
 - Building Supplies: \$7,000
 - Utilities: \$2,233,000 including:
 - \$1,414,000 in Electric
 - \$457,000 in Oil & Gas
 - \$362,000 in Water/Sewage/Disposal
- o Total Employee Payroll: \$49,221,000
- o Estimated State Income Taxes Paid by Employees: \$2,719,500

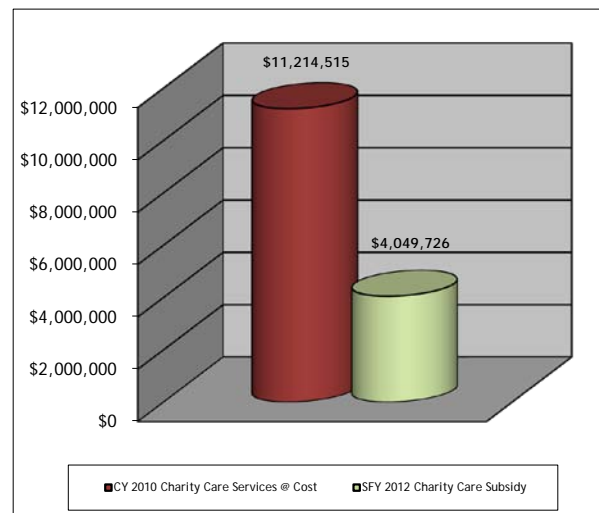
Annual Contributions as a Healthcare Safety Net

- o Hospitals also give back to the community by serving as the primary source of medical services for the state's 1.3 million uninsured, thus serving as the healthcare safety net for the most needy at a cost of over \$1.3 billion annually.
- o In 2010, uninsured patients presented at Kennedy University Hospital - Stratford on 15,315 occasions.
- o Hospitals provide a forum for non-salaried physicians to deliver services related to their individual practices.
- o New Jersey's general hospitals are almost exclusively not-for-profit entities — any excess revenue over expenses is returned to the community in the form of new medical technology, expanded hospital services, maintenance and expansion of physical infrastructure and the enhanced ability to hire & maintain skilled workforce.

Annual Taxes

- o Kennedy University Hospital - Stratford pays in excess of \$808,600 annually in taxes including:
 - 0.53 Percent Assessment: \$696,000
 - Adjusted Admissions Assessment: \$112,600
 - Newborn Screening Fees: \$0
 - Other assessments such as New Jersey Poison Information & Education System (NJPIES) and Maternal and Child Health Consortium Assessment
 - In addition, hospitals routinely support their local municipalities through special payments in lieu of taxes.

SFY 2012 Charity Care Subsidy Shortfall



Kennedy University Hospital - Washington Township

Annual Contributions to the Local and State Economy

- o Total Expenditures: \$209,850,000
- o Purchased Services of \$29,378,000:
 - Contracted Labor: \$16,001,000
 - Pharmaceutical Drugs: \$8,285,000
 - Dietary/Laundry/Housekeeping Supplies: \$1,584,000
 - Building Supplies: \$8,000
 - Utilities: \$3,500,000 including:
 - \$2,609,000 in Electric
 - \$431,000 in Oil & Gas
 - \$460,000 in Water/Sewage/Disposal
- o 1,250 full-time equivalent jobs, including:
 - Nursing: 337
 - Therapy: 29
 - Radiology: 110
 - Pharmacy: 26
 - Pathology and Laboratory: 58
 - Dietary/Housekeeping/Maintenance: 135
- o Total Employee Payroll: \$75,419,000
- o Estimated State Income Taxes Paid by Employees: \$4,166,900

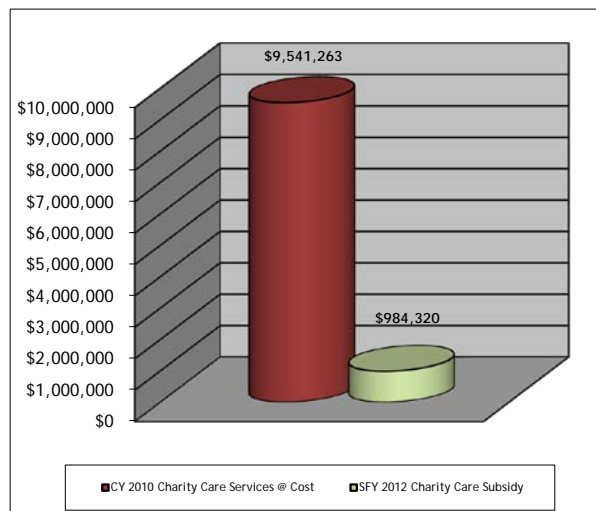
Annual Contributions as a Healthcare Safety Net

- o Hospitals also give back to the community by serving as the primary source of medical services for the state's 1.3 million uninsured, thus serving as the healthcare safety net for the most needy at a cost of over \$1.3 billion annually.
- o In 2010, uninsured patients presented at Kennedy University Hospital - Washington Township on 13,508 occasions.
- o Hospitals provide a forum for non-salaried physicians to deliver services related to their individual practices.
- o New Jersey's general hospitals are almost exclusively not-for-profit entities — any excess revenue over expenses is returned to the community in the form of new medical technology, expanded hospital services, maintenance and expansion of physical infrastructure and the enhanced ability to hire & maintain skilled workforce.

Annual Taxes

- o Kennedy University Hospital - Washington Township pays in excess of \$1,521,700 annually in taxes
 - 0.53 Percent Assessment: \$1,190,800
 - Adjusted Admissions Assessment: \$224,500
 - Newborn Screening Fees: \$106,400
 - Other assessments such as New Jersey Poison Information & Education System (NJPIES) and Maternal and Child Health Consortium Assessment
 - In addition, hospitals routinely support their local municipalities through special payments in lieu of taxes.

SFY 2012 Charity Care Subsidy Shortfall



Kimball Medical Center

Annual Contributions to the Local and State Economy

- o Total Expenditures: \$144,741,000
- o 977 full-time equivalent jobs, including:
 - Nursing: 322
 - Therapy: 30
 - Radiology: 49
 - Pharmacy: 32
 - Pathology and Laboratory: 43
 - Dietary/Housekeeping/Maintenance: 95
- o Purchased Services of \$28,338,000:
 - Contracted Labor: \$17,565,000
 - Pharmaceutical Drugs: \$6,099,000
 - Dietary/Laundry/Housekeeping Supplies: \$2,065,000
 - Building Supplies: \$11,000
 - Utilities: \$2,598,000 including:
 - \$1,412,000 in Electric
 - \$682,000 in Oil & Gas
 - \$504,000 in Water/Sewage/Disposal
- o Total Employee Payroll: \$60,026,000
- o Estimated State Income Taxes Paid by Employees: \$3,316,400

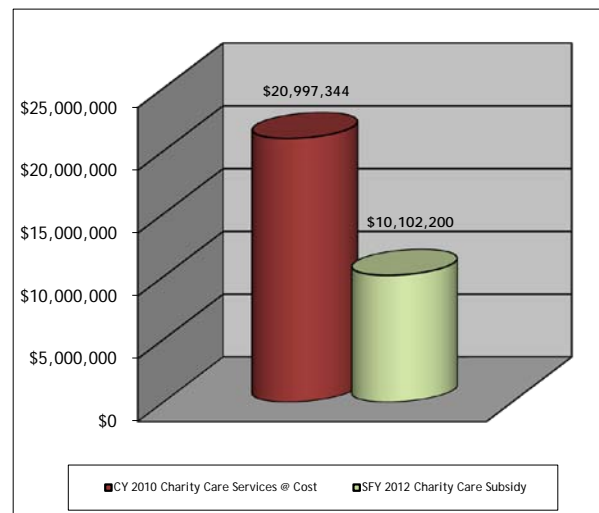
Annual Contributions as a Healthcare Safety Net

- o Hospitals also give back to the community by serving as the primary source of medical services for the state's 1.3 million uninsured, thus serving as the healthcare safety net for the most needy at a cost of over \$1.3 billion annually.
- o In 2010, uninsured patients presented at Kimball Medical Center on 24,535 occasions.
- o Hospitals provide a forum for non-salaried physicians to deliver services related to their individual practices.
- o New Jersey's general hospitals are almost exclusively not-for-profit entities — any excess revenue over expenses is returned to the community in the form of new medical technology, expanded hospital services, maintenance and expansion of physical infrastructure and the enhanced ability to hire & maintain skilled workforce.

Annual Taxes

- o Kimball Medical Center pays in excess of \$1,072,400 annually in taxes including:
 - 0.53 Percent Assessment: \$742,400
 - Adjusted Admissions Assessment: \$196,600
 - Newborn Screening Fees: \$133,400
 - Other assessments such as New Jersey Poison Information & Education System (NJPIES) and Maternal and Child Health Consortium Assessment
 - In addition, hospitals routinely support their local municipalities through special payments in lieu of taxes.

SFY 2012 Charity Care Subsidy Shortfall



LibertyHealth - Jersey City Medical Center

Annual Contributions to the Local and State Economy

- o Total Expenditures: \$314,039,000
- o Purchased Services of \$55,235,000:
 - Contracted Labor: \$40,126,000
 - Pharmaceutical Drugs: \$9,175,000
 - Dietary/Laundry/Housekeeping Supplies: \$2,262,000
 - Building Supplies: \$380,000
 - Utilities: \$3,292,000 including:
 - \$2,974,000 in Electric
 - \$0 in Oil & Gas
 - \$318,000 in Water/Sewage/Disposal
- o 1,883 full-time equivalent jobs, including:
 - Nursing: 555
 - Therapy: 58
 - Radiology: 51
 - Pharmacy: 26
 - Pathology and Laboratory: 43
 - Dietary/Housekeeping/Maintenance: 162
- o Total Employee Payroll: \$114,162,000
- o Estimated State Income Taxes Paid by Employees: \$6,307,500

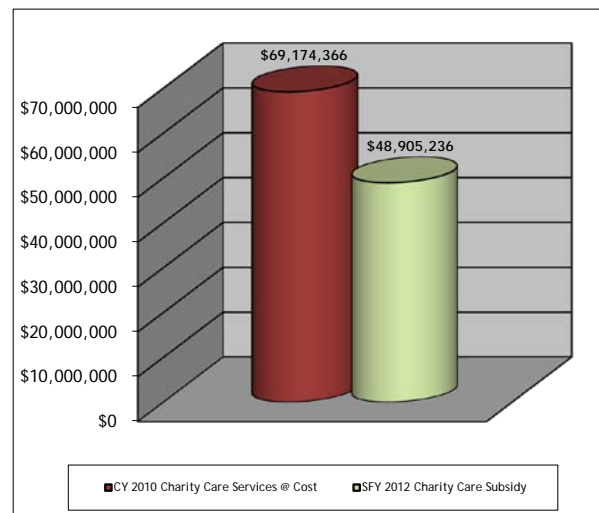
Annual Contributions as a Healthcare Safety Net

- o Hospitals also give back to the community by serving as the primary source of medical services for the state's 1.3 million uninsured, thus serving as the healthcare safety net for the most needy at a cost of over \$1.3 billion annually.
- o In 2010, uninsured patients presented at LibertyHealth - Jersey City Medical Center on 97,687 occasions.
- o Hospitals provide a forum for non-salaried physicians to deliver services related to their individual practices.
- o New Jersey's general hospitals are almost exclusively not-for-profit entities — any excess revenue over expenses is returned to the community in the form of new medical technology, expanded hospital services, maintenance and expansion of physical infrastructure and the enhanced ability to hire & maintain skilled workforce.

Annual Taxes

- o LibertyHealth - Jersey City Medical Center pays in excess of \$2,070,400 annually in taxes including:
 - 0.53 Percent Assessment: \$1,682,200
 - Adjusted Admissions Assessment: \$260,600
 - Newborn Screening Fees: \$127,600
 - Other assessments such as New Jersey Poison Information & Education System (NJPIES) and Maternal and Child Health Consortium Assessment
 - In addition, hospitals routinely support their local municipalities through special payments in lieu of taxes.

SFY 2012 Charity Care Subsidy Shortfall



Lourdes Medical Center of Burlington County

Annual Contributions to the Local and State Economy

- o Total Expenditures: \$108,391,000
- o Purchased Services of \$21,474,000:
 - Contracted Labor: \$15,168,000
 - Pharmaceutical Drugs: \$3,024,000
 - Dietary/Laundry/Housekeeping Supplies: \$1,323,000
 - Building Supplies: \$0
 - Utilities: \$1,959,000 including:
 - \$1,263,000 in Electric
 - \$485,000 in Oil & Gas
 - \$211,000 in Water/Sewage/Disposal
- o 583 full-time equivalent jobs, including:
 - Nursing: 192
 - Therapy: 15
 - Radiology: 37
 - Pharmacy: 12
 - Pathology and Laboratory: 33
 - Dietary/Housekeeping/Maintenance: 41
- o Total Employee Payroll: \$39,598,000
- o Estimated State Income Taxes Paid by Employees: \$2,187,800

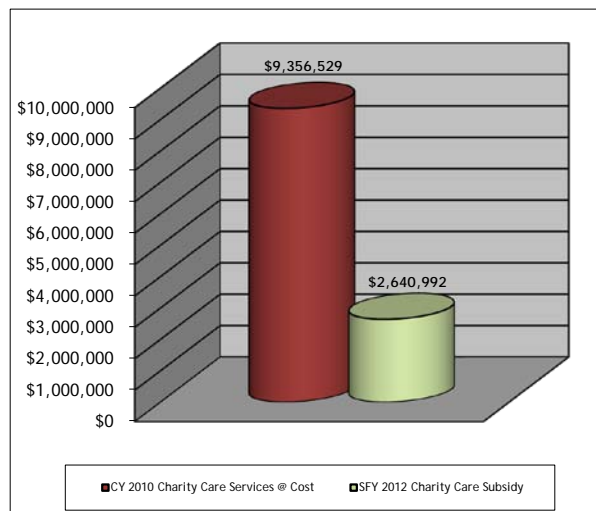
Annual Contributions as a Healthcare Safety Net

- o Hospitals also give back to the community by serving as the primary source of medical services for the state's 1.3 million uninsured, thus serving as the healthcare safety net for the most needy at a cost of over \$1.3 billion annually.
- o In 2010, uninsured patients presented at Lourdes Medical Center of Burlington County on 13,136 occasions.
- o Hospitals provide a forum for non-salaried physicians to deliver services related to their individual practices.
- o New Jersey's general hospitals are almost exclusively not-for-profit entities — any excess revenue over expenses is returned to the community in the form of new medical technology, expanded hospital services, maintenance and expansion of physical infrastructure and the enhanced ability to hire & maintain skilled workforce.

Annual Taxes

- o Lourdes Medical Center of Burlington County pays in excess of \$689,100 annually in taxes including:
 - 0.53 Percent Assessment: \$551,500
 - Adjusted Admissions Assessment: \$121,100
 - Newborn Screening Fees: \$16,600
 - Other assessments such as New Jersey Poison Information & Education System (NJPIES) and Maternal and Child Health Consortium Assessment
 - In addition, hospitals routinely support their local municipalities through special payments in lieu of taxes.

SFY 2012 Charity Care Subsidy Shortfall



Meadowlands Hospital Medical Center

Annual Contributions to the Local and State Economy

- o Total Expenditures: \$69,132,000
- o 480 full-time equivalent jobs, including:
 - Nursing: 231
 - Therapy: 32
 - Radiology: 23
 - Pharmacy: 15
 - Pathology and Laboratory: 18
 - Dietary/Housekeeping/Maintenance: 63
- o Purchased Services of \$14,840,000:
 - Contracted Labor: \$10,441,000
 - Pharmaceutical Drugs: \$2,496,000
 - Dietary/Laundry/Housekeeping Supplies: \$667,000
 - Building Supplies: \$221,000
 - Utilities: \$1,015,000 including:
 - \$862,000 in Electric
 - \$10,000 in Oil & Gas
 - \$143,000 in Water/Sewage/Disposal
- o Total Employee Payroll: \$27,269,000
- o Estimated State Income Taxes Paid by Employees: \$1,506,600

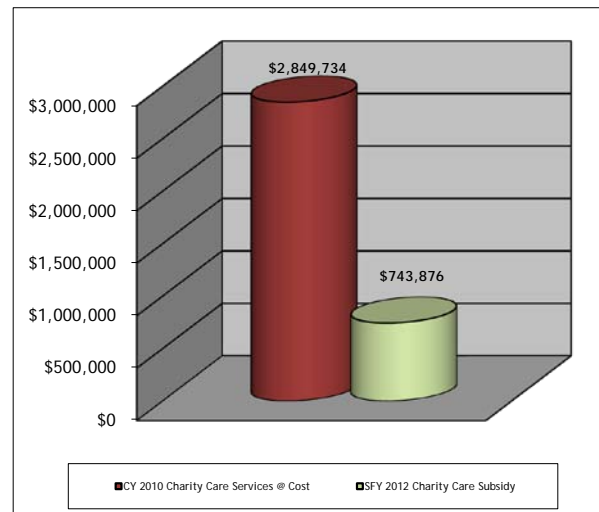
Annual Contributions as a Healthcare Safety Net

- o Hospitals also give back to the community by serving as the primary source of medical services for the state's 1.3 million uninsured, thus serving as the healthcare safety net for the most needy at a cost of over \$1.3 billion annually.
- o In 2010, uninsured patients presented at Meadowlands Hospital Medical Center on 6,243 occasions.
- o Hospitals provide a forum for non-salaried physicians to deliver services related to their individual practices.
- o New Jersey's general hospitals are almost exclusively not-for-profit entities — any excess revenue over expenses is returned to the community in the form of new medical technology, expanded hospital services, maintenance and expansion of physical infrastructure and the enhanced ability to hire & maintain skilled workforce.

Annual Taxes

- o Meadowlands Hospital Medical Center pays in excess of \$417,500 annually in taxes including:
 - 0.53 Percent Assessment: \$298,200
 - Adjusted Admissions Assessment: \$64,700
 - Newborn Screening Fees: \$54,500
 - Other assessments such as New Jersey Poison Information & Education System (NJPIES) and Maternal and Child Health Consortium Assessment
 - In addition, hospitals routinely support their local municipalities through special payments in lieu of taxes.

SFY 2012 Charity Care Subsidy Shortfall



Memorial Hospital of Salem County, Inc.

Annual Contributions to the Local and State Economy

- o Total Expenditures: \$74,090,000
- o 367 full-time equivalent jobs, including:
 - Nursing: 102
 - Therapy: 18
 - Radiology: 25
 - Pharmacy: 12
 - Pathology and Laboratory: 28
 - Dietary/Housekeeping/Maintenance: 30
- o Purchased Services of \$11,691,000:
 - Contracted Labor: \$8,241,000
 - Pharmaceutical Drugs: \$1,496,000
 - Dietary/Laundry/Housekeeping Supplies: \$138,000
 - Building Supplies: \$55,000
 - Utilities: \$1,761,000 including:
 - \$1,211,000 in Electric
 - \$307,000 in Oil & Gas
 - \$243,000 in Water/Sewage/Disposal
- o Total Employee Payroll: \$21,484,000
- o Estimated State Income Taxes Paid by Employees: \$1,187,000

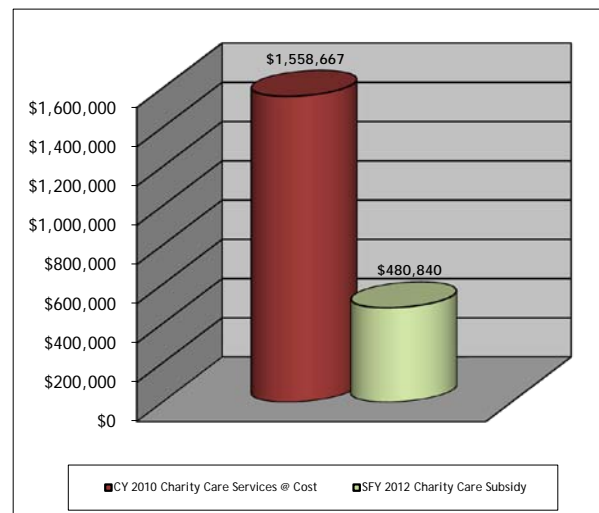
Annual Contributions as a Healthcare Safety Net

- o Hospitals also give back to the community by serving as the primary source of medical services for the state's 1.3 million uninsured, thus serving as the healthcare safety net for the most needy at a cost of over \$1.3 billion annually.
- o In 2010, uninsured patients presented at Memorial Hospital of Salem County, Inc. on 4,193 occasions.
- o Hospitals provide a forum for non-salaried physicians to deliver services related to their individual practices.
- o New Jersey's general hospitals are almost exclusively not-for-profit entities — any excess revenue over expenses is returned to the community in the form of new medical technology, expanded hospital services, maintenance and expansion of physical infrastructure and the enhanced ability to hire & maintain skilled workforce.

Annual Taxes

- o Memorial Hospital of Salem County, Inc. pays in excess of \$492,700 annually in taxes including:
 - 0.53 Percent Assessment: \$363,000
 - Adjusted Admissions Assessment: \$110,100
 - Newborn Screening Fees: \$19,700
 - Other assessments such as New Jersey Poison Information & Education System (NJPIES) and Maternal and Child Health Consortium Assessment
 - In addition, hospitals routinely support their local municipalities through special payments in lieu of taxes.

SFY 2012 Charity Care Subsidy Shortfall



Monmouth Medical Center

Annual Contributions to the Local and State Economy

- o Total Expenditures: \$286,742,000
- o 1,682 full-time equivalent jobs, including:
 - Nursing: 469
 - Therapy: 23
 - Radiology: 74
 - Pharmacy: 32
 - Pathology and Laboratory: 71
 - Dietary/Housekeeping/Maintenance: 167
- o Purchased Services of \$37,374,000:
 - Contracted Labor: \$11,946,000
 - Pharmaceutical Drugs: \$15,289,000
 - Dietary/Laundry/Housekeeping Supplies: \$2,773,000
 - Building Supplies: \$304,000
 - Utilities: \$7,062,000 including:
 - \$4,027,000 in Electric
 - \$1,889,000 in Oil & Gas
 - \$1,146,000 in Water/Sewage/Disposal
- o Total Employee Payroll: \$108,020,000
- o Estimated State Income Taxes Paid by Employees: \$5,968,100

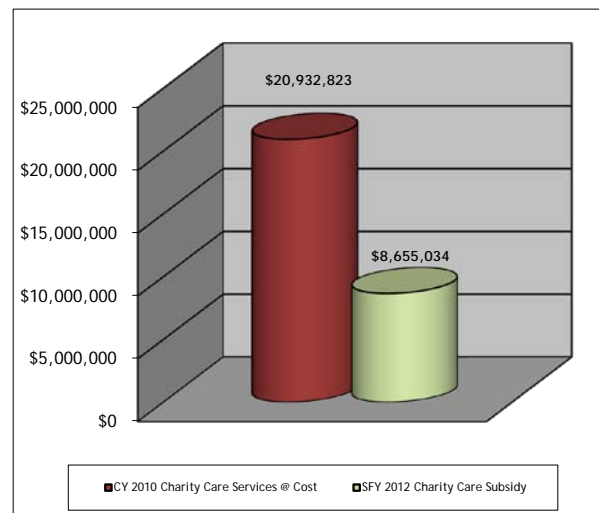
Annual Contributions as a Healthcare Safety Net

- o Hospitals also give back to the community by serving as the primary source of medical services for the state's 1.3 million uninsured, thus serving as the healthcare safety net for the most needy at a cost of over \$1.3 billion annually.
- o In 2010, uninsured patients presented at Monmouth Medical Center on 60,184 occasions.
- o Hospitals provide a forum for non-salaried physicians to deliver services related to their individual practices.
- o New Jersey's general hospitals are almost exclusively not-for-profit entities — any excess revenue over expenses is returned to the community in the form of new medical technology, expanded hospital services, maintenance and expansion of physical infrastructure and the enhanced ability to hire & maintain skilled workforce.

Annual Taxes

- o Monmouth Medical Center pays in excess of \$2,372,800 annually in taxes including:
 - 0.53 Percent Assessment: \$1,609,400
 - Adjusted Admissions Assessment: \$369,600
 - Newborn Screening Fees: \$393,800
 - Other assessments such as New Jersey Poison Information & Education System (NJPIES) and Maternal and Child Health Consortium Assessment
 - In addition, hospitals routinely support their local municipalities through special payments in lieu of taxes.

SFY 2012 Charity Care Subsidy Shortfall



Morristown Medical Center

Annual Contributions to the Local and State Economy

- o Total Expenditures: \$707,773,000
- o 4,707 full-time equivalent jobs, including:
 - Nursing: 1,069
 - Therapy: 231
 - Radiology: 226
 - Pharmacy: 99
 - Pathology and Laboratory: 139
 - Dietary/Housekeeping/Maintenance: 422
- o Purchased Services of \$60,138,000:
 - Contracted Labor: \$13,164,000
 - Pharmaceutical Drugs: \$30,066,000
 - Dietary/Laundry/Housekeeping Supplies: \$3,822,000
 - Building Supplies: \$607,000
 - Utilities: \$12,479,000 including:
 - \$6,812,000 in Electric
 - \$3,496,000 in Oil & Gas
 - \$2,171,000 in Water/Sewage/Disposal
- o Total Employee Payroll: \$314,285,000
- o Estimated State Income Taxes Paid by Employees: \$17,364,200

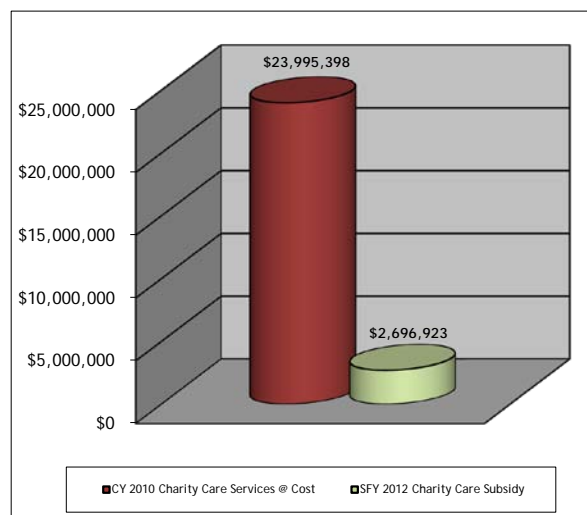
Annual Contributions as a Healthcare Safety Net

- o Hospitals also give back to the community by serving as the primary source of medical services for the state's 1.3 million uninsured, thus serving as the healthcare safety net for the most needy at a cost of over \$1.3 billion annually.
- o In 2010, uninsured patients presented at Morristown Medical Center on 36,596 occasions.
- o Hospitals provide a forum for non-salaried physicians to deliver services related to their individual practices.
- o New Jersey's general hospitals are almost exclusively not-for-profit entities — any excess revenue over expenses is returned to the community in the form of new medical technology, expanded hospital services, maintenance and expansion of physical infrastructure and the enhanced ability to hire & maintain skilled workforce.

Annual Taxes

- o Morristown Medical Center pays in excess of \$4,684,700 annually in taxes including:
 - 0.53 Percent Assessment: \$3,810,400
 - Adjusted Admissions Assessment: \$536,900
 - Newborn Screening Fees: \$337,400
 - Other assessments such as New Jersey Poison Information & Education System (NJPIES) and Maternal and Child Health Consortium Assessment
 - In addition, hospitals routinely support their local municipalities through special payments in lieu of taxes.

SFY 2012 Charity Care Subsidy Shortfall



Mountainside Hospital

Annual Contributions to the Local and State Economy

- o Total Expenditures: \$184,717,000
- o Purchased Services of \$32,192,000:
 - Contracted Labor: \$16,788,000
 - Pharmaceutical Drugs: \$8,296,000
 - Dietary/Laundry/Housekeeping Supplies: \$1,322,000
 - Building Supplies: \$1,897,000
 - Utilities: \$3,889,000 including:
 - \$2,804,000 in Electric
 - \$765,000 in Oil & Gas
 - \$320,000 in Water/Sewage/Disposal
- o 983 full-time equivalent jobs, including:
 - Nursing: 269
 - Therapy: 34
 - Radiology: 60
 - Pharmacy: 23
 - Pathology and Laboratory: 57
 - Dietary/Housekeeping/Maintenance: 144
- o Total Employee Payroll: \$77,371,000
- o Estimated State Income Taxes Paid by Employees: \$4,274,700

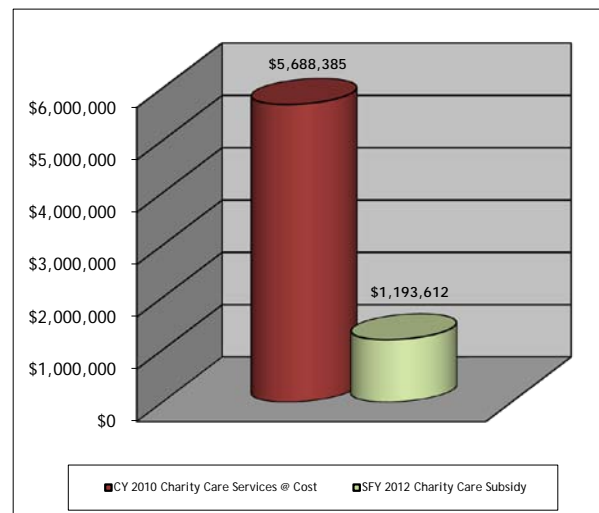
Annual Contributions as a Healthcare Safety Net

- o Hospitals also give back to the community by serving as the primary source of medical services for the state's 1.3 million uninsured, thus serving as the healthcare safety net for the most needy at a cost of over \$1.3 billion annually.
- o In 2010, uninsured patients presented at Mountainside Hospital on 16,656 occasions.
- o Hospitals provide a forum for non-salaried physicians to deliver services related to their individual practices.
- o New Jersey's general hospitals are almost exclusively not-for-profit entities — any excess revenue over expenses is returned to the community in the form of new medical technology, expanded hospital services, maintenance and expansion of physical infrastructure and the enhanced ability to hire & maintain skilled workforce.

Annual Taxes

- o Mountainside Hospital pays in excess of \$1,390,200 annually in taxes including:
 - 0.53 Percent Assessment: \$1,055,700
 - Adjusted Admissions Assessment: \$227,500
 - Newborn Screening Fees: \$107,000
 - Other assessments such as New Jersey Poison Information & Education System (NJPIES) and Maternal and Child Health Consortium Assessment
 - In addition, hospitals routinely support their local municipalities through special payments in lieu of taxes.

SFY 2012 Charity Care Subsidy Shortfall



Newark Beth Israel Medical Center

Annual Contributions to the Local and State Economy

- o Total Expenditures: \$512,828,000
- o 2,874 full-time equivalent jobs, including:
 - Nursing: 863
 - Therapy: 79
 - Radiology: 108
 - Pharmacy: 61
 - Pathology and Laboratory: 113
 - Dietary/Housekeeping/Maintenance: 226
- o Purchased Services of \$57,047,000:
 - Contracted Labor: \$28,698,000
 - Pharmaceutical Drugs: \$19,836,000
 - Dietary/Laundry/Housekeeping Supplies: \$1,185,000
 - Building Supplies: \$18,000
 - Utilities: \$7,310,000 including:
 - \$4,473,000 in Electric
 - \$2,824,000 in Oil & Gas
 - \$13,000 in Water/Sewage/Disposal
- o Total Employee Payroll: \$230,794,000
- o Estimated State Income Taxes Paid by Employees: \$12,751,400

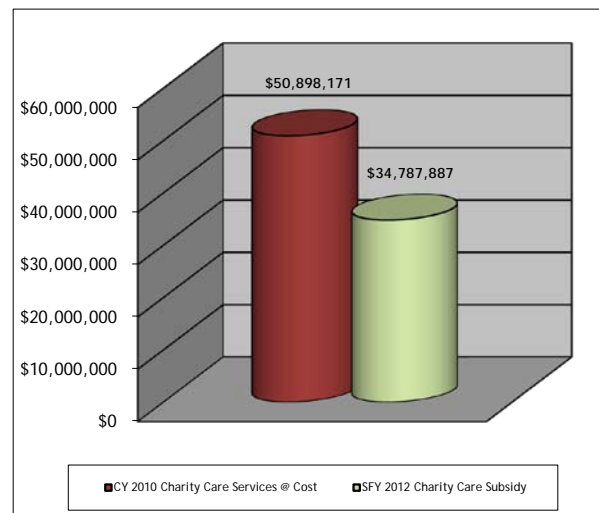
Annual Contributions as a Healthcare Safety Net

- o Hospitals also give back to the community by serving as the primary source of medical services for the state's 1.3 million uninsured, thus serving as the healthcare safety net for the most needy at a cost of over \$1.3 billion annually.
- o In 2010, uninsured patients presented at Newark Beth Israel Medical Center on 59,375 occasions.
- o Hospitals provide a forum for non-salaried physicians to deliver services related to their individual practices.
- o New Jersey's general hospitals are almost exclusively not-for-profit entities — any excess revenue over expenses is returned to the community in the form of new medical technology, expanded hospital services, maintenance and expansion of physical infrastructure and the enhanced ability to hire & maintain skilled workforce.

Annual Taxes

- o Newark Beth Israel Medical Center pays in excess of \$3,464,300 annually in taxes including:
 - 0.53 Percent Assessment: \$2,885,500
 - Adjusted Admissions Assessment: \$334,600
 - Newborn Screening Fees: \$244,200
 - Other assessments such as New Jersey Poison Information & Education System (NJPIES) and Maternal and Child Health Consortium Assessment
 - In addition, hospitals routinely support their local municipalities through special payments in lieu of taxes.

SFY 2012 Charity Care Subsidy Shortfall



Newton Medical Center

Annual Contributions to the Local and State Economy

- o Total Expenditures: \$126,725,000
- o 822 full-time equivalent jobs, including:
 - Nursing: 242
 - Therapy: 32
 - Radiology: 34
 - Pharmacy: 15
 - Pathology and Laboratory: 52
 - Dietary/Housekeeping/Maintenance: 80
- o Purchased Services of \$21,216,000:
 - Contracted Labor: \$14,419,000
 - Pharmaceutical Drugs: \$4,313,000
 - Dietary/Laundry/Housekeeping Supplies: \$180,000
 - Building Supplies: \$45,000
 - Utilities: \$2,259,000 including:
 - \$1,473,000 in Electric
 - \$383,000 in Oil & Gas
 - \$403,000 in Water/Sewage/Disposal
- o Total Employee Payroll: \$51,999,000
- o Estimated State Income Taxes Paid by Employees: \$2,872,900

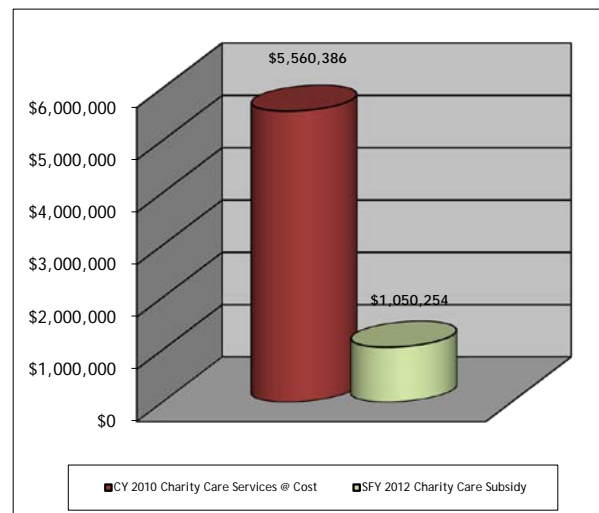
Annual Contributions as a Healthcare Safety Net

- o Hospitals also give back to the community by serving as the primary source of medical services for the state's 1.3 million uninsured, thus serving as the healthcare safety net for the most needy at a cost of over \$1.3 billion annually.
- o In 2010, uninsured patients presented at Newton Medical Center on 21,652 occasions.
- o Hospitals provide a forum for non-salaried physicians to deliver services related to their individual practices.
- o New Jersey's general hospitals are almost exclusively not-for-profit entities — any excess revenue over expenses is returned to the community in the form of new medical technology, expanded hospital services, maintenance and expansion of physical infrastructure and the enhanced ability to hire & maintain skilled workforce.

Annual Taxes

- o Newton Medical Center pays in excess of \$856,600 annually in taxes including:
 - 0.53 Percent Assessment: \$685,300
 - Adjusted Admissions Assessment: \$130,000
 - Newborn Screening Fees: \$41,200
 - Other assessments such as New Jersey Poison Information & Education System (NJPIES) and Maternal and Child Health Consortium Assessment
 - In addition, hospitals routinely support their local municipalities through special payments in lieu of taxes.

SFY 2012 Charity Care Subsidy Shortfall



Ocean Medical Center

Annual Contributions to the Local and State Economy

- o Total Expenditures: \$211,696,000
- o Purchased Services of \$27,398,000:
 - Contracted Labor: \$11,782,000
 - Pharmaceutical Drugs: \$10,325,000
 - Dietary/Laundry/Housekeeping Supplies: \$1,484,000
 - Building Supplies: \$269,000
 - Utilities: \$3,538,000 including:
 - \$2,482,000 in Electric
 - \$765,000 in Oil & Gas
 - \$291,000 in Water/Sewage/Disposal
- o 1,298 full-time equivalent jobs, including:
 - Nursing: 378
 - Therapy: 73
 - Radiology: 91
 - Pharmacy: 52
 - Pathology and Laboratory: 49
 - Dietary/Housekeeping/Maintenance: 115
- o Total Employee Payroll: \$84,843,000
- o Estimated State Income Taxes Paid by Employees: \$4,687,600

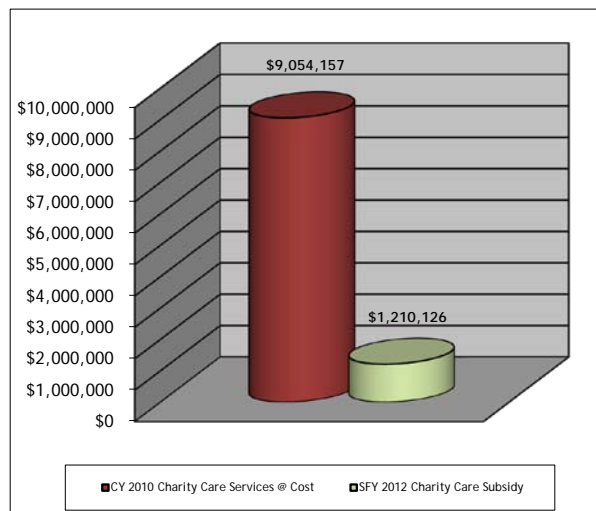
Annual Contributions as a Healthcare Safety Net

- o Hospitals also give back to the community by serving as the primary source of medical services for the state's 1.3 million uninsured, thus serving as the healthcare safety net for the most needy at a cost of over \$1.3 billion annually.
- o In 2010, uninsured patients presented at Ocean Medical Center on 18,021 occasions.
- o Hospitals provide a forum for non-salaried physicians to deliver services related to their individual practices.
- o New Jersey's general hospitals are almost exclusively not-for-profit entities — any excess revenue over expenses is returned to the community in the form of new medical technology, expanded hospital services, maintenance and expansion of physical infrastructure and the enhanced ability to hire & maintain skilled workforce.

Annual Taxes

- o Ocean Medical Center pays in excess of \$1,502,900 annually in taxes including:
 - 0.53 Percent Assessment: \$1,177,500
 - Adjusted Admissions Assessment: \$228,800
 - Newborn Screening Fees: \$96,700
 - Other assessments such as New Jersey Poison Information & Education System (NJPIES) and Maternal and Child Health Consortium Assessment
 - In addition, hospitals routinely support their local municipalities through special payments in lieu of taxes.

SFY 2012 Charity Care Subsidy Shortfall



Our Lady of Lourdes Medical Center

Annual Contributions to the Local and State Economy

- o Total Expenditures: \$264,570,000
- o Purchased Services of \$48,236,000:
 - Contracted Labor: \$30,504,000
 - Pharmaceutical Drugs: \$10,551,000
 - Dietary/Laundry/Housekeeping Supplies: \$2,752,000
 - Building Supplies: \$4,000
 - Utilities: \$4,425,000 including:
 - \$2,597,000 in Electric
 - \$1,210,000 in Oil & Gas
 - \$618,000 in Water/Sewage/Disposal
- o 1,424 full-time equivalent jobs, including:
 - Nursing: 433
 - Therapy: 42
 - Radiology: 44
 - Pharmacy: 28
 - Pathology and Laboratory: 58
 - Dietary/Housekeeping/Maintenance: 132
- o Total Employee Payroll: \$101,495,000
- o Estimated State Income Taxes Paid by Employees: \$5,607,600

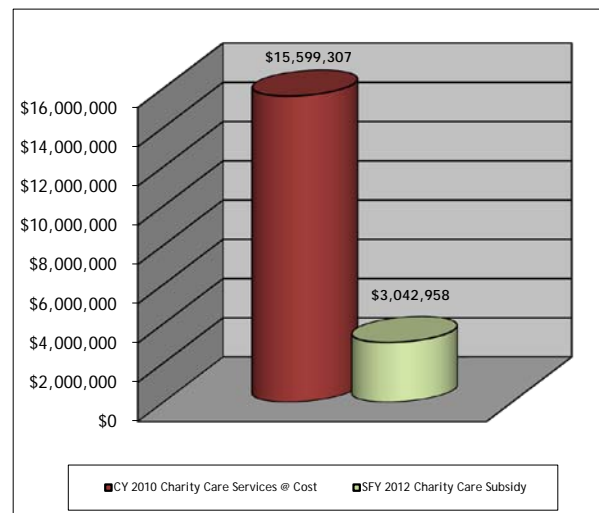
Annual Contributions as a Healthcare Safety Net

- o Hospitals also give back to the community by serving as the primary source of medical services for the state's 1.3 million uninsured, thus serving as the healthcare safety net for the most needy at a cost of over \$1.3 billion annually.
- o In 2010, uninsured patients presented at Our Lady of Lourdes Medical Center on 33,663 occasions.
- o Hospitals provide a forum for non-salaried physicians to deliver services related to their individual practices.
- o New Jersey's general hospitals are almost exclusively not-for-profit entities — any excess revenue over expenses is returned to the community in the form of new medical technology, expanded hospital services, maintenance and expansion of physical infrastructure and the enhanced ability to hire & maintain skilled workforce.

Annual Taxes

- o Our Lady of Lourdes Medical Center pays in excess of \$1,731,500 annually in taxes including:
 - 0.53 Percent Assessment: \$1,399,700
 - Adjusted Admissions Assessment: \$225,400
 - Newborn Screening Fees: \$106,500
 - Other assessments such as New Jersey Poison Information & Education System (NJPIES) and Maternal and Child Health Consortium Assessment
 - In addition, hospitals routinely support their local municipalities through special payments in lieu of taxes.

SFY 2012 Charity Care Subsidy Shortfall



Overlook Medical Center

Annual Contributions to the Local and State Economy

- o Total Expenditures: \$425,381,000
- o 2,965 full-time equivalent jobs, including:
 - Nursing: 724
 - Therapy: 84
 - Radiology: 167
 - Pharmacy: 56
 - Pathology and Laboratory: 83
 - Dietary/Housekeeping/Maintenance: 248
- o Purchased Services of \$38,796,000:
 - Contracted Labor: \$9,704,000
 - Pharmaceutical Drugs: \$18,715,000
 - Dietary/Laundry/Housekeeping Supplies: \$3,481,000
 - Building Supplies: \$541,000
 - Utilities: \$6,355,000 including:
 - \$4,141,000 in Electric
 - \$1,366,000 in Oil & Gas
 - \$848,000 in Water/Sewage/Disposal
- o Total Employee Payroll: \$198,975,000
- o Estimated State Income Taxes Paid by Employees: \$10,993,400

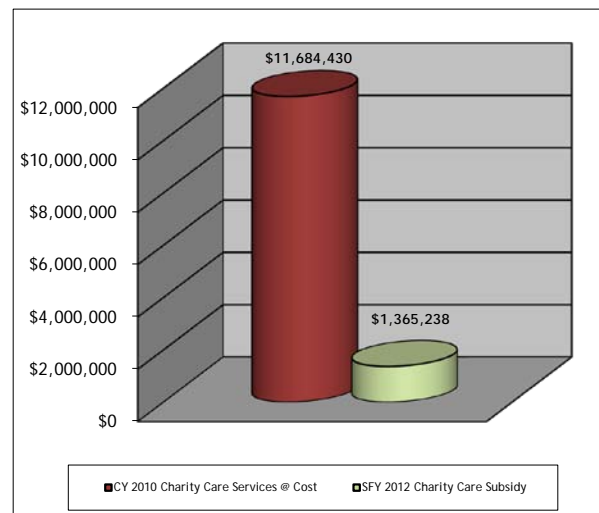
Annual Contributions as a Healthcare Safety Net

- o Hospitals also give back to the community by serving as the primary source of medical services for the state's 1.3 million uninsured, thus serving as the healthcare safety net for the most needy at a cost of over \$1.3 billion annually.
- o In 2010, uninsured patients presented at Overlook Medical Center on 22,055 occasions.
- o Hospitals provide a forum for non-salaried physicians to deliver services related to their individual practices.
- o New Jersey's general hospitals are almost exclusively not-for-profit entities — any excess revenue over expenses is returned to the community in the form of new medical technology, expanded hospital services, maintenance and expansion of physical infrastructure and the enhanced ability to hire & maintain skilled workforce.

Annual Taxes

- o Overlook Medical Center pays in excess of \$2,961,800 annually in taxes including:
 - 0.53 Percent Assessment: \$2,364,800
 - Adjusted Admissions Assessment: \$386,500
 - Newborn Screening Fees: \$210,400
 - Other assessments such as New Jersey Poison Information & Education System (NJPIES) and Maternal and Child Health Consortium Assessment
 - In addition, hospitals routinely support their local municipalities through special payments in lieu of taxes.

SFY 2012 Charity Care Subsidy Shortfall



Palisades Medical Center

Annual Contributions to the Local and State Economy

- o Total Expenditures: \$131,472,000
- o Purchased Services of \$11,321,000:
 - Contracted Labor: \$4,004,000
 - Pharmaceutical Drugs: \$3,658,000
 - Dietary/Laundry/Housekeeping Supplies: \$1,825,000
 - Building Supplies: \$238,000
 - Utilities: \$1,596,000 including:
 - \$1,233,000 in Electric
 - \$233,000 in Oil & Gas
 - \$130,000 in Water/Sewage/Disposal
- o 798 full-time equivalent jobs, including:
 - Nursing: 216
 - Therapy: 38
 - Radiology: 40
 - Pharmacy: 19
 - Pathology and Laboratory: 41
 - Dietary/Housekeeping/Maintenance: 95
- o Total Employee Payroll: \$56,544,000
- o Estimated State Income Taxes Paid by Employees: \$3,124,100

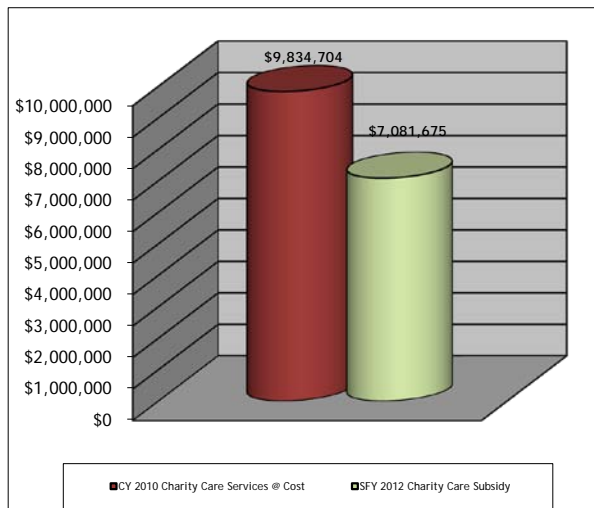
Annual Contributions as a Healthcare Safety Net

- o Hospitals also give back to the community by serving as the primary source of medical services for the state's 1.3 million uninsured, thus serving as the healthcare safety net for the most needy at a cost of over \$1.3 billion annually.
- o In 2010, uninsured patients presented at Palisades Medical Center on 14,975 occasions.
- o Hospitals provide a forum for non-salaried physicians to deliver services related to their individual practices.
- o New Jersey's general hospitals are almost exclusively not-for-profit entities — any excess revenue over expenses is returned to the community in the form of new medical technology, expanded hospital services, maintenance and expansion of physical infrastructure and the enhanced ability to hire & maintain skilled workforce.

Annual Taxes

- o Palisades Medical Center pays in excess of \$981,200 annually in taxes including:
 - 0.53 Percent Assessment: \$699,500
 - Adjusted Admissions Assessment: \$146,500
 - Newborn Screening Fees: \$135,200
 - Other assessments such as New Jersey Poison Information & Education System (NJPIES) and Maternal and Child Health Consortium Assessment
 - In addition, hospitals routinely support their local municipalities through special payments in lieu of taxes.

SFY 2012 Charity Care Subsidy Shortfall



Raritan Bay Medical Center - Old Bridge

Annual Contributions to the Local and State Economy

- o Total Expenditures: \$75,012,000
- o Purchased Services of \$10,011,000:
 - Contracted Labor: \$6,328,000
 - Pharmaceutical Drugs: \$2,332,000
 - Dietary/Laundry/Housekeeping Supplies: \$231,000
 - Building Supplies: \$6,000
 - Utilities: \$1,114,000 including:
 - \$666,000 in Electric
 - \$270,000 in Oil & Gas
 - \$178,000 in Water/Sewage/Disposal
- o 532 full-time equivalent jobs, including:
 - Nursing: 156
 - Therapy: 24
 - Radiology: 34
 - Pharmacy: 14
 - Pathology and Laboratory: 27
 - Dietary/Housekeeping/Maintenance: 53
- o Total Employee Payroll: \$30,815,000
- o Estimated State Income Taxes Paid by Employees: \$1,702,500

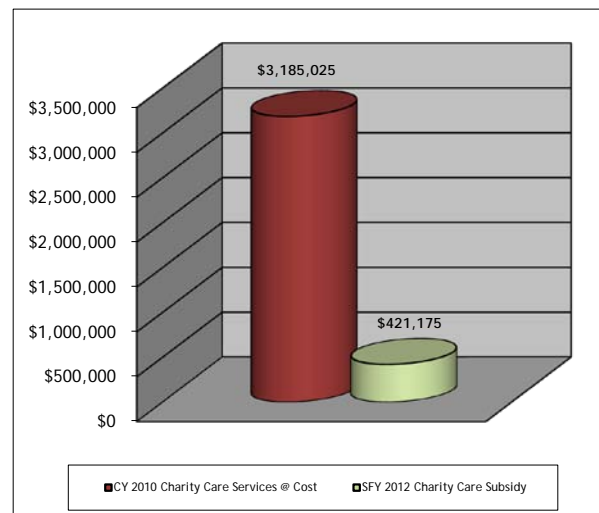
Annual Contributions as a Healthcare Safety Net

- o Hospitals also give back to the community by serving as the primary source of medical services for the state's 1.3 million uninsured, thus serving as the healthcare safety net for the most needy at a cost of over \$1.3 billion annually.
- o In 2010, uninsured patients presented at Raritan Bay Medical Center - Old Bridge on 4,616 occasions.
- o Hospitals provide a forum for non-salaried physicians to deliver services related to their individual practices.
- o New Jersey's general hospitals are almost exclusively not-for-profit entities — any excess revenue over expenses is returned to the community in the form of new medical technology, expanded hospital services, maintenance and expansion of physical infrastructure and the enhanced ability to hire & maintain skilled workforce.

Annual Taxes

- o Raritan Bay Medical Center - Old Bridge pays in excess of \$518,800 annually in taxes including:
 - 0.53 Percent Assessment: \$436,700
 - Adjusted Admissions Assessment: \$82,200
 - Newborn Screening Fees: \$0
 - Other assessments such as New Jersey Poison Information & Education System (NJPIES) and Maternal and Child Health Consortium Assessment
 - In addition, hospitals routinely support their local municipalities through special payments in lieu of taxes.

SFY 2012 Charity Care Subsidy Shortfall



Raritan Bay Medical Center - Perth Amboy

Annual Contributions to the Local and State Economy

- o Total Expenditures: \$162,651,000
- o 1,151 full-time equivalent jobs, including:
 - Nursing: 293
 - Therapy: 33
 - Radiology: 43
 - Pharmacy: 21
 - Pathology and Laboratory: 57
 - Dietary/Housekeeping/Maintenance: 119
- o Purchased Services of \$24,500,000:
 - Contracted Labor: \$17,266,000
 - Pharmaceutical Drugs: \$3,186,000
 - Dietary/Laundry/Housekeeping Supplies: \$485,000
 - Building Supplies: \$17,000
 - Utilities: \$3,546,000 including:
 - \$2,241,000 in Electric
 - \$716,000 in Oil & Gas
 - \$589,000 in Water/Sewage/Disposal
- o Total Employee Payroll: \$70,405,000
- o Estimated State Income Taxes Paid by Employees: \$3,889,900

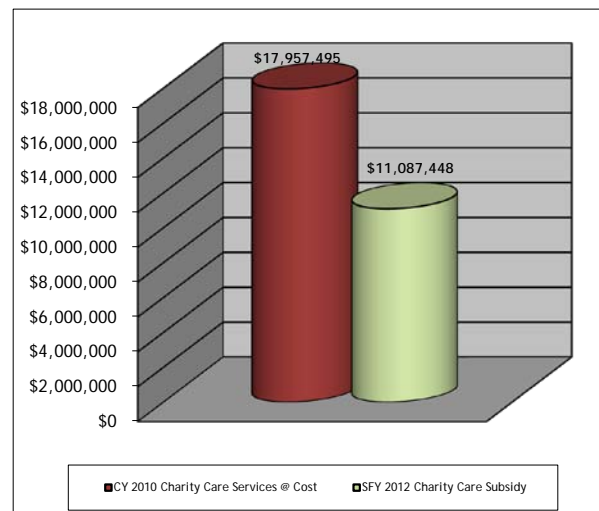
Annual Contributions as a Healthcare Safety Net

- o Hospitals also give back to the community by serving as the primary source of medical services for the state's 1.3 million uninsured, thus serving as the healthcare safety net for the most needy at a cost of over \$1.3 billion annually.
- o In 2010, uninsured patients presented at Raritan Bay Medical Center - Perth Amboy on 20,647 occasions.
- o Hospitals provide a forum for non-salaried physicians to deliver services related to their individual practices.
- o New Jersey's general hospitals are almost exclusively not-for-profit entities — any excess revenue over expenses is returned to the community in the form of new medical technology, expanded hospital services, maintenance and expansion of physical infrastructure and the enhanced ability to hire & maintain skilled workforce.

Annual Taxes

- o Raritan Bay Medical Center - Perth Amboy pays in excess of \$1,070,400 annually in taxes including:
 - 0.53 Percent Assessment: \$793,600
 - Adjusted Admissions Assessment: \$172,100
 - Newborn Screening Fees: \$104,700
 - Other assessments such as New Jersey Poison Information & Education System (NJPIES) and Maternal and Child Health Consortium Assessment
 - In addition, hospitals routinely support their local municipalities through special payments in lieu of taxes.

SFY 2012 Charity Care Subsidy Shortfall



Riverview Medical Center

Annual Contributions to the Local and State Economy

- o Total Expenditures: \$212,809,000
- o 1,294 full-time equivalent jobs, including:
 - Nursing: 326
 - Therapy: 52
 - Radiology: 79
 - Pharmacy: 30
 - Pathology and Laboratory: 49
 - Dietary/Housekeeping/Maintenance: 99
- o Purchased Services of \$23,618,000:
 - Contracted Labor: \$11,173,000
 - Pharmaceutical Drugs: \$6,396,000
 - Dietary/Laundry/Housekeeping Supplies: \$1,684,000
 - Building Supplies: \$128,000
 - Utilities: \$4,237,000 including:
 - \$2,860,000 in Electric
 - \$1,066,000 in Oil & Gas
 - \$311,000 in Water/Sewage/Disposal
- o Total Employee Payroll: \$87,362,000
- o Estimated State Income Taxes Paid by Employees: \$4,826,800

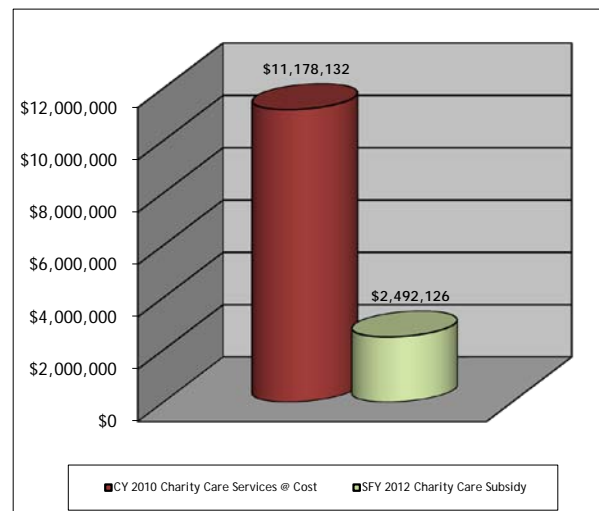
Annual Contributions as a Healthcare Safety Net

- o Hospitals also give back to the community by serving as the primary source of medical services for the state's 1.3 million uninsured, thus serving as the healthcare safety net for the most needy at a cost of over \$1.3 billion annually.
- o In 2010, uninsured patients presented at Riverview Medical Center on 19,863 occasions.
- o Hospitals provide a forum for non-salaried physicians to deliver services related to their individual practices.
- o New Jersey's general hospitals are almost exclusively not-for-profit entities — any excess revenue over expenses is returned to the community in the form of new medical technology, expanded hospital services, maintenance and expansion of physical infrastructure and the enhanced ability to hire & maintain skilled workforce.

Annual Taxes

- o Riverview Medical Center pays in excess of \$1,561,800 annually in taxes including:
 - 0.53 Percent Assessment: \$1,195,000
 - Adjusted Admissions Assessment: \$235,400
 - Newborn Screening Fees: \$131,300
 - Other assessments such as New Jersey Poison Information & Education System (NJPIES) and Maternal and Child Health Consortium Assessment
 - In addition, hospitals routinely support their local municipalities through special payments in lieu of taxes.

SFY 2012 Charity Care Subsidy Shortfall



R.W.J. University Hospital

Annual Contributions to the Local and State Economy

- o Total Expenditures: \$719,892,000
- o 3,795 full-time equivalent jobs, including:
 - Nursing: 1,368
 - Therapy: 108
 - Radiology: 151
 - Pharmacy: 94
 - Pathology and Laboratory: 185
 - Dietary/Housekeeping/Maintenance: 393
- o Purchased Services of \$68,479,000:
 - Contracted Labor: \$1,911,000
 - Pharmaceutical Drugs: \$50,083,000
 - Dietary/Laundry/Housekeeping Supplies: \$5,806,000
 - Building Supplies: \$0
 - Utilities: \$10,679,000 including:
 - \$8,047,000 in Electric
 - \$1,821,000 in Oil & Gas
 - \$811,000 in Water/Sewage/Disposal
- o Total Employee Payroll: \$265,221,000
- o Estimated State Income Taxes Paid by Employees: \$14,653,500

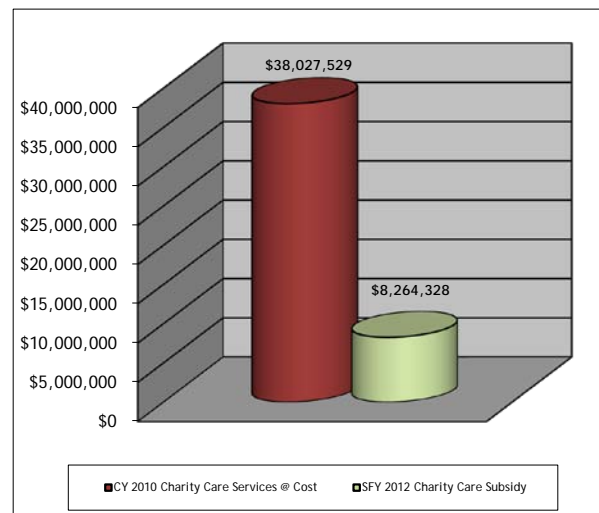
Annual Contributions as a Healthcare Safety Net

- o Hospitals also give back to the community by serving as the primary source of medical services for the state's 1.3 million uninsured, thus serving as the healthcare safety net for the most needy at a cost of over \$1.3 billion annually.
- o In 2010, uninsured patients presented at R.W.J. University Hospital on 36,969 occasions.
- o Hospitals provide a forum for non-salaried physicians to deliver services related to their individual practices.
- o New Jersey's general hospitals are almost exclusively not-for-profit entities — any excess revenue over expenses is returned to the community in the form of new medical technology, expanded hospital services, maintenance and expansion of physical infrastructure and the enhanced ability to hire & maintain skilled workforce.

Annual Taxes

- o R.W.J. University Hospital pays in excess of \$4,561,500 annually in taxes including:
 - 0.53 Percent Assessment: \$3,908,900
 - Adjusted Admissions Assessment: \$478,600
 - Newborn Screening Fees: \$174,100
 - Other assessments such as New Jersey Poison Information & Education System (NJPIES) and Maternal and Child Health Consortium Assessment
 - In addition, hospitals routinely support their local municipalities through special payments in lieu of taxes.

SFY 2012 Charity Care Subsidy Shortfall



R.W.J. University Hospital at Hamilton

Annual Contributions to the Local and State Economy

- o Total Expenditures: \$201,993,000
- o 1,337 full-time equivalent jobs, including:
 - Nursing: 403
 - Therapy: 44
 - Radiology: 100
 - Pharmacy: 36
 - Pathology and Laboratory: 52
 - Dietary/Housekeeping/Maintenance: 144
- o Purchased Services of \$27,410,000:
 - Contracted Labor: \$16,583,000
 - Pharmaceutical Drugs: \$5,138,000
 - Dietary/Laundry/Housekeeping Supplies: \$2,132,000
 - Building Supplies: \$10,000
 - Utilities: \$3,547,000 including:
 - \$2,827,000 in Electric
 - \$220,000 in Oil & Gas
 - \$500,000 in Water/Sewage/Disposal
- o Total Employee Payroll: \$84,167,000
- o Estimated State Income Taxes Paid by Employees: \$4,650,200

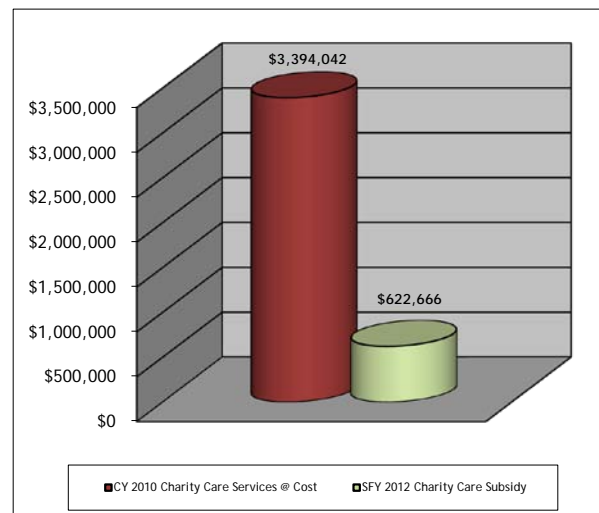
Annual Contributions as a Healthcare Safety Net

- o Hospitals also give back to the community by serving as the primary source of medical services for the state's 1.3 million uninsured, thus serving as the healthcare safety net for the most needy at a cost of over \$1.3 billion annually.
- o In 2010, uninsured patients presented at R.W.J. University Hospital at Hamilton on 15,569 occasions.
- o Hospitals provide a forum for non-salaried physicians to deliver services related to their individual practices.
- o New Jersey's general hospitals are almost exclusively not-for-profit entities — any excess revenue over expenses is returned to the community in the form of new medical technology, expanded hospital services, maintenance and expansion of physical infrastructure and the enhanced ability to hire & maintain skilled workforce.

Annual Taxes

- o R.W.J. University Hospital at Hamilton pays in excess of \$1,426,100 annually in taxes including:
 - 0.53 Percent Assessment: \$1,073,400
 - Adjusted Admissions Assessment: \$243,900
 - Newborn Screening Fees: \$108,800
 - Other assessments such as New Jersey Poison Information & Education System (NJPIES) and Maternal and Child Health Consortium Assessment
 - In addition, hospitals routinely support their local municipalities through special payments in lieu of taxes.

SFY 2012 Charity Care Subsidy Shortfall



R.W.J. University Hospital at Rahway

Annual Contributions to the Local and State Economy

- o Total Expenditures: \$129,738,000
- o Purchased Services of \$19,810,000:
 - Contracted Labor: \$9,993,000
 - Pharmaceutical Drugs: \$5,671,000
 - Dietary/Laundry/Housekeeping Supplies: \$1,562,000
 - Building Supplies: \$97,000
 - Utilities: \$2,487,000 including:
 - \$1,561,000 in Electric
 - \$539,000 in Oil & Gas
 - \$387,000 in Water/Sewage/Disposal
- o 803 full-time equivalent jobs, including:
 - Nursing: 219
 - Therapy: 48
 - Radiology: 63
 - Pharmacy: 23
 - Pathology and Laboratory: 53
 - Dietary/Housekeeping/Maintenance: 93
- o Total Employee Payroll: \$47,085,000
- o Estimated State Income Taxes Paid by Employees: \$2,601,400

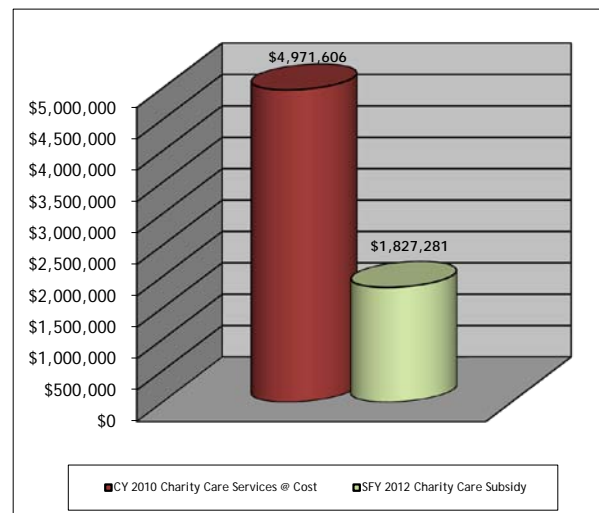
Annual Contributions as a Healthcare Safety Net

- o Hospitals also give back to the community by serving as the primary source of medical services for the state's 1.3 million uninsured, thus serving as the healthcare safety net for the most needy at a cost of over \$1.3 billion annually.
- o In 2010, uninsured patients presented at R.W.J. University Hospital at Rahway on 6,853 occasions.
- o Hospitals provide a forum for non-salaried physicians to deliver services related to their individual practices.
- o New Jersey's general hospitals are almost exclusively not-for-profit entities — any excess revenue over expenses is returned to the community in the form of new medical technology, expanded hospital services, maintenance and expansion of physical infrastructure and the enhanced ability to hire & maintain skilled workforce.

Annual Taxes

- o R.W.J. University Hospital at Rahway pays in excess of \$779,400 annually in taxes including:
 - 0.53 Percent Assessment: \$687,700
 - Adjusted Admissions Assessment: \$91,600
 - Newborn Screening Fees: \$0
 - Other assessments such as New Jersey Poison Information & Education System (NJPIES) and Maternal and Child Health Consortium Assessment
 - In addition, hospitals routinely support their local municipalities through special payments in lieu of taxes.

SFY 2012 Charity Care Subsidy Shortfall



Saint Barnabas Medical Center

Annual Contributions to the Local and State Economy

- o Total Expenditures: \$524,385,000
- o Purchased Services of \$125,289,000:
 - Contracted Labor: \$73,571,000
 - Pharmaceutical Drugs: \$41,823,000
 - Dietary/Laundry/Housekeeping Supplies: \$367,000
 - Building Supplies: \$1,758,000
 - Utilities: \$7,770,000 including:
 - \$3,903,000 in Electric
 - \$2,673,000 in Oil & Gas
 - \$1,194,000 in Water/Sewage/Disposal
- o 2,616 full-time equivalent jobs, including:
 - Nursing: 828
 - Therapy: 85
 - Radiology: 123
 - Pharmacy: 67
 - Pathology and Laboratory: 139
 - Dietary/Housekeeping/Maintenance: 1
- o Total Employee Payroll: \$198,025,000
- o Estimated State Income Taxes Paid by Employees: \$10,940,900

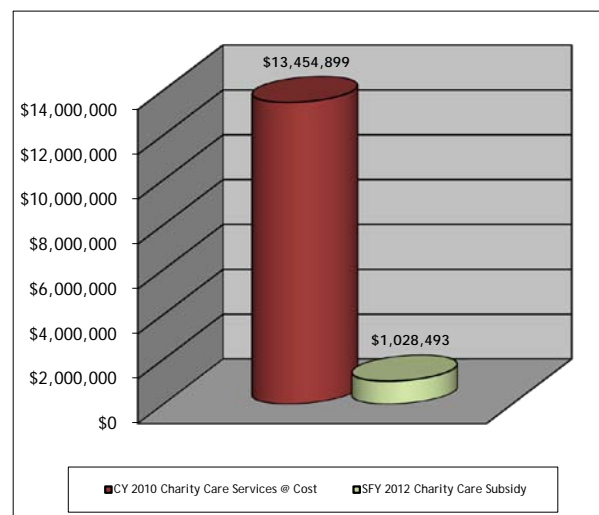
Annual Contributions as a Healthcare Safety Net

- o Hospitals also give back to the community by serving as the primary source of medical services for the state's 1.3 million uninsured, thus serving as the healthcare safety net for the most needy at a cost of over \$1.3 billion annually.
- o In 2010, uninsured patients presented at Saint Barnabas Medical Center on 13,066 occasions.
- o Hospitals provide a forum for non-salaried physicians to deliver services related to their individual practices.
- o New Jersey's general hospitals are almost exclusively not-for-profit entities — any excess revenue over expenses is returned to the community in the form of new medical technology, expanded hospital services, maintenance and expansion of physical infrastructure and the enhanced ability to hire & maintain skilled workforce.

Annual Taxes

- o Saint Barnabas Medical Center pays in excess of \$3,947,800 annually in taxes including:
 - 0.53 Percent Assessment: \$3,047,300
 - Adjusted Admissions Assessment: \$482,000
 - Newborn Screening Fees: \$418,500
 - Other assessments such as New Jersey Poison Information & Education System (NJPIES) and Maternal and Child Health Consortium Assessment
 - In addition, hospitals routinely support their local municipalities through special payments in lieu of taxes.

SFY 2012 Charity Care Subsidy Shortfall



Saint Clare's Hospital/Denville

Annual Contributions to the Local and State Economy

- o Total Expenditures: \$214,801,000
- o Purchased Services of \$25,020,000:
 - Contracted Labor: \$11,248,000
 - Pharmaceutical Drugs: \$7,377,000
 - Dietary/Laundry/Housekeeping Supplies: \$1,947,000
 - Building Supplies: \$30,000
 - Utilities: \$4,418,000 including:
 - \$2,967,000 in Electric
 - \$1,202,000 in Oil & Gas
 - \$249,000 in Water/Sewage/Disposal
- o 1,405 full-time equivalent jobs, including:
 - Nursing: 386
 - Therapy: 38
 - Radiology: 73
 - Pharmacy: 29
 - Pathology and Laboratory: 67
 - Dietary/Housekeeping/Maintenance: 164
- o Total Employee Payroll: \$91,077,000
- o Estimated State Income Taxes Paid by Employees: \$5,032,000

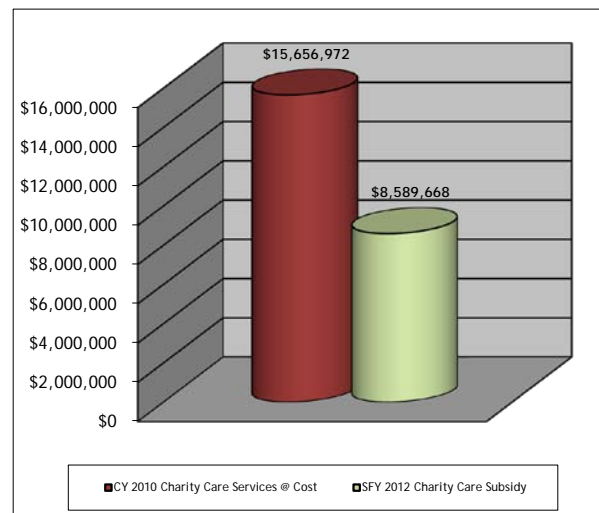
Annual Contributions as a Healthcare Safety Net

- o Hospitals also give back to the community by serving as the primary source of medical services for the state's 1.3 million uninsured, thus serving as the healthcare safety net for the most needy at a cost of over \$1.3 billion annually.
- o In 2010, uninsured patients presented at Saint Clare's Hospital/Denville on 43,284 occasions.
- o Hospitals provide a forum for non-salaried physicians to deliver services related to their individual practices.
- o New Jersey's general hospitals are almost exclusively not-for-profit entities — any excess revenue over expenses is returned to the community in the form of new medical technology, expanded hospital services, maintenance and expansion of physical infrastructure and the enhanced ability to hire & maintain skilled workforce.

Annual Taxes

- o Saint Clare's Hospital/Denville pays in excess of \$1,498,800 annually in taxes including:
 - 0.53 Percent Assessment: \$1,122,700
 - Adjusted Admissions Assessment: \$240,400
 - Newborn Screening Fees: \$135,800
 - Other assessments such as New Jersey Poison Information & Education System (NJPIES) and Maternal and Child Health Consortium Assessment
 - In addition, hospitals routinely support their local municipalities through special payments in lieu of taxes.

SFY 2012 Charity Care Subsidy Shortfall



Saint Clare's Hospital/Dover

Annual Contributions to the Local and State Economy

- o Total Expenditures: \$92,437,000
- o Purchased Services of \$10,998,000:
 - Contracted Labor: \$5,486,000
 - Pharmaceutical Drugs: \$2,110,000
 - Dietary/Laundry/Housekeeping Supplies: \$674,000
 - Building Supplies: \$9,000
 - Utilities: \$2,719,000 including:
 - \$1,780,000 in Electric
 - \$749,000 in Oil & Gas
 - \$190,000 in Water/Sewage/Disposal
- o 628 full-time equivalent jobs, including:
 - Nursing: 82
 - Therapy: 26
 - Radiology: 47
 - Pharmacy: 7
 - Pathology and Laboratory: 18
 - Dietary/Housekeeping/Maintenance: 76
- o Total Employee Payroll: \$37,022,000
- o Estimated State Income Taxes Paid by Employees: \$2,045,500

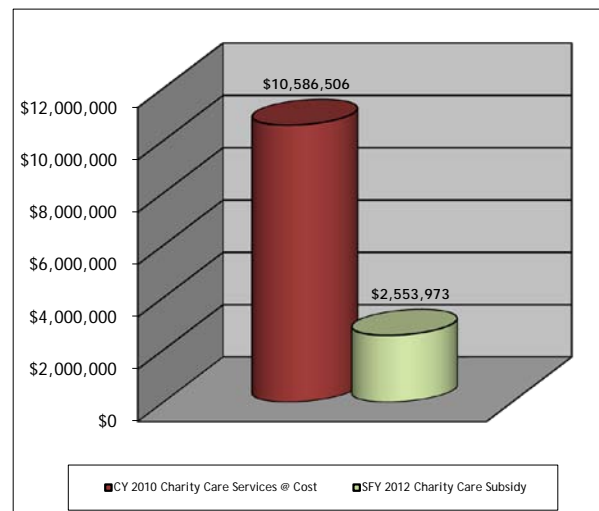
Annual Contributions as a Healthcare Safety Net

- o Hospitals also give back to the community by serving as the primary source of medical services for the state's 1.3 million uninsured, thus serving as the healthcare safety net for the most needy at a cost of over \$1.3 billion annually.
- o In 2010, uninsured patients presented at Saint Clare's Hospital/Dover on 16,545 occasions.
- o Hospitals provide a forum for non-salaried physicians to deliver services related to their individual practices.
- o New Jersey's general hospitals are almost exclusively not-for-profit entities — any excess revenue over expenses is returned to the community in the form of new medical technology, expanded hospital services, maintenance and expansion of physical infrastructure and the enhanced ability to hire & maintain skilled workforce.

Annual Taxes

- o Saint Clare's Hospital/Dover pays in excess of \$550,500 annually in taxes including:
 - 0.53 Percent Assessment: \$467,500
 - Adjusted Admissions Assessment: \$82,900
 - Newborn Screening Fees: \$0
 - Other assessments such as New Jersey Poison Information & Education System (NJPIES) and Maternal and Child Health Consortium Assessment
 - In addition, hospitals routinely support their local municipalities through special payments in lieu of taxes.

SFY 2012 Charity Care Subsidy Shortfall



Saint Clare's Hospital/Sussex

Annual Contributions to the Local and State Economy

- o Total Expenditures: \$22,562,000
- o Purchased Services of \$2,303,000:
 - Contracted Labor: \$966,000
 - Pharmaceutical Drugs: \$529,000
 - Dietary/Laundry/Housekeeping Supplies: \$155,000
 - Building Supplies: \$32,000
 - Utilities: \$621,000 including:
 - \$376,000 in Electric
 - \$159,000 in Oil & Gas
 - \$86,000 in Water/Sewage/Disposal
- o 167 full-time equivalent jobs, including:
 - Nursing: 36
 - Therapy: 14
 - Radiology: 12
 - Pharmacy: 2
 - Pathology and Laboratory: 8
 - Dietary/Housekeeping/Maintenance: 20
- o Total Employee Payroll: \$10,323,000
- o Estimated State Income Taxes Paid by Employees: \$570,300

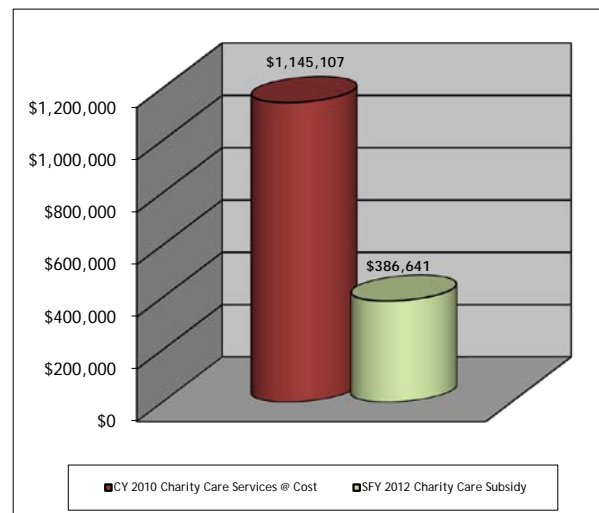
Annual Contributions as a Healthcare Safety Net

- o Hospitals also give back to the community by serving as the primary source of medical services for the state's 1.3 million uninsured, thus serving as the healthcare safety net for the most needy at a cost of over \$1.3 billion annually.
- o In 2010, uninsured patients presented at Saint Clare's Hospital/Sussex on 3,136 occasions.
- o Hospitals provide a forum for non-salaried physicians to deliver services related to their individual practices.
- o New Jersey's general hospitals are almost exclusively not-for-profit entities — any excess revenue over expenses is returned to the community in the form of new medical technology, expanded hospital services, maintenance and expansion of physical infrastructure and the enhanced ability to hire & maintain skilled workforce.

Annual Taxes

- o Saint Clare's Hospital/Sussex pays in excess of \$139,800 annually in taxes including:
 - 0.53 Percent Assessment: \$110,900
 - Adjusted Admissions Assessment: \$28,900
 - Newborn Screening Fees: \$0
 - Other assessments such as New Jersey Poison Information & Education System (NJPIES) and Maternal and Child Health Consortium Assessment
 - In addition, hospitals routinely support their local municipalities through special payments in lieu of taxes.

SFY 2012 Charity Care Subsidy Shortfall



Saint Michael's Medical Center, Inc.

Annual Contributions to the Local and State Economy

- o Total Expenditures: \$302,285,000
- o 1,413 full-time equivalent jobs, including:
 - Nursing: 339
 - Therapy: 36
 - Radiology: 53
 - Pharmacy: 32
 - Pathology and Laboratory: 74
 - Dietary/Housekeeping/Maintenance: 134
- o Purchased Services of \$55,936,000:
 - Contracted Labor: \$40,293,000
 - Pharmaceutical Drugs: \$10,889,000
 - Dietary/Laundry/Housekeeping Supplies: \$8,000
 - Building Supplies: \$2,000
 - Utilities: \$4,744,000 including:
 - \$2,827,000 in Electric
 - \$1,276,000 in Oil & Gas
 - \$641,000 in Water/Sewage/Disposal
- o Total Employee Payroll: \$100,728,000
- o Estimated State Income Taxes Paid by Employees: \$5,565,200

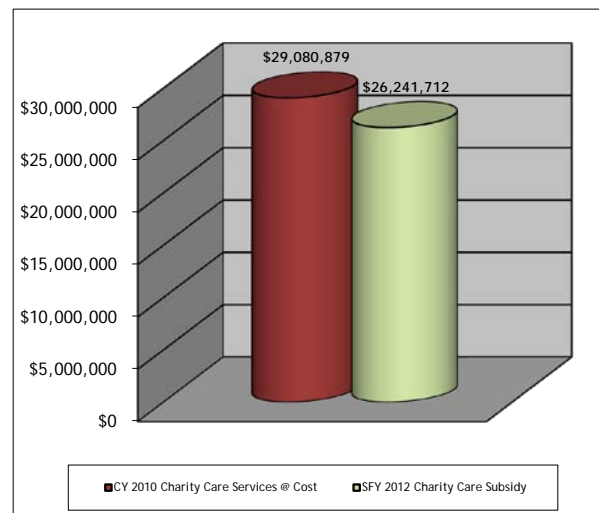
Annual Contributions as a Healthcare Safety Net

- o Hospitals also give back to the community by serving as the primary source of medical services for the state's 1.3 million uninsured, thus serving as the healthcare safety net for the most needy at a cost of over \$1.3 billion annually.
- o In 2010, uninsured patients presented at Saint Michael's Medical Center, Inc. on 237,535 occasions.
- o Hospitals provide a forum for non-salaried physicians to deliver services related to their individual practices.
- o New Jersey's general hospitals are almost exclusively not-for-profit entities — any excess revenue over expenses is returned to the community in the form of new medical technology, expanded hospital services, maintenance and expansion of physical infrastructure and the enhanced ability to hire & maintain skilled workforce.

Annual Taxes

- o Saint Michael's Medical Center, Inc. pays in excess of \$1,615,500 annually in taxes including:
 - 0.53 Percent Assessment: \$1,406,800
 - Adjusted Admissions Assessment: \$208,700
 - Newborn Screening Fees: \$0
 - Other assessments such as New Jersey Poison Information & Education System (NJPIES) and Maternal and Child Health Consortium Assessment
 - In addition, hospitals routinely support their local municipalities through special payments in lieu of taxes.

SFY 2012 Charity Care Subsidy Shortfall



Saint Peter's University Hospital

Annual Contributions to the Local and State Economy

- o Total Expenditures: \$401,164,000
- o Purchased Services of \$48,378,000:
 - Contracted Labor: \$22,350,000
 - Pharmaceutical Drugs: \$12,566,000
 - Dietary/Laundry/Housekeeping Supplies: \$4,141,000
 - Building Supplies: \$528,000
 - Utilities: \$8,793,000 including:
 - \$4,744,000 in Electric
 - \$2,666,000 in Oil & Gas
 - \$1,387,000 in Water/Sewage/Disposal
- o 2,536 full-time equivalent jobs, including:
 - Nursing: 685
 - Therapy: 60
 - Radiology: 135
 - Pharmacy: 44
 - Pathology and Laboratory: 91
 - Dietary/Housekeeping/Maintenance: 324
- o Total Employee Payroll: \$180,885,000
- o Estimated State Income Taxes Paid by Employees: \$9,993,900

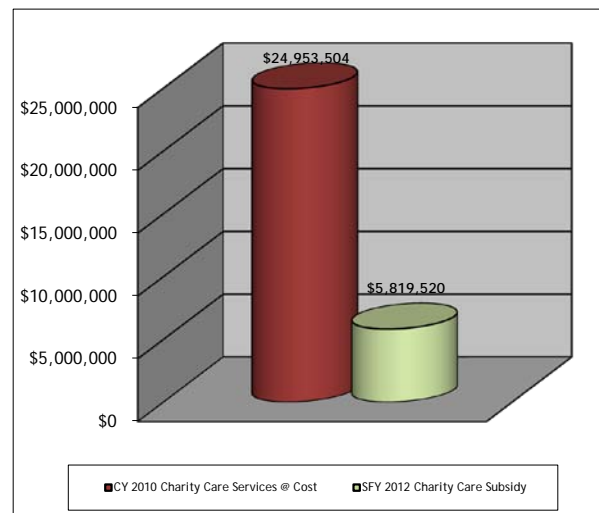
Annual Contributions as a Healthcare Safety Net

- o Hospitals also give back to the community by serving as the primary source of medical services for the state's 1.3 million uninsured, thus serving as the healthcare safety net for the most needy at a cost of over \$1.3 billion annually.
- o In 2010, uninsured patients presented at Saint Peter's University Hospital on 58,102 occasions.
- o Hospitals provide a forum for non-salaried physicians to deliver services related to their individual practices.
- o New Jersey's general hospitals are almost exclusively not-for-profit entities — any excess revenue over expenses is returned to the community in the form of new medical technology, expanded hospital services, maintenance and expansion of physical infrastructure and the enhanced ability to hire & maintain skilled workforce.

Annual Taxes

- o Saint Peter's University Hospital pays in excess of \$2,889,300 annually in taxes including:
 - 0.53 Percent Assessment: \$2,079,500
 - Adjusted Admissions Assessment: \$368,500
 - Newborn Screening Fees: \$441,400
 - Other assessments such as New Jersey Poison Information & Education System (NJPIES) and Maternal and Child Health Consortium Assessment
 - In addition, hospitals routinely support their local municipalities through special payments in lieu of taxes.

SFY 2012 Charity Care Subsidy Shortfall



Shore Medical Center

Annual Contributions to the Local and State Economy

- o Total Expenditures: \$197,248,000
- o Purchased Services of \$33,078,000:
 - Contracted Labor: \$22,027,000
 - Pharmaceutical Drugs: \$5,898,000
 - Dietary/Laundry/Housekeeping Supplies: \$1,987,000
 - Building Supplies: \$444,000
 - Utilities: \$2,722,000 including:
 - \$1,781,000 in Electric
 - \$626,000 in Oil & Gas
 - \$315,000 in Water/Sewage/Disposal
- o 1,241 full-time equivalent jobs, including:
 - Nursing: 362
 - Therapy: 23
 - Radiology: 73
 - Pharmacy: 30
 - Pathology and Laboratory: 72
 - Dietary/Housekeeping/Maintenance: 134
- o Total Employee Payroll: \$81,461,000
- o Estimated State Income Taxes Paid by Employees: \$4,500,700

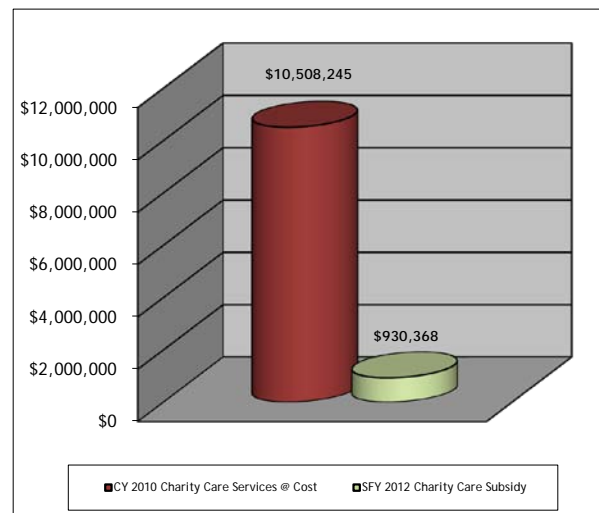
Annual Contributions as a Healthcare Safety Net

- o Hospitals also give back to the community by serving as the primary source of medical services for the state's 1.3 million uninsured, thus serving as the healthcare safety net for the most needy at a cost of over \$1.3 billion annually.
- o In 2010, uninsured patients presented at Shore Medical Center on 14,247 occasions.
- o Hospitals provide a forum for non-salaried physicians to deliver services related to their individual practices.
- o New Jersey's general hospitals are almost exclusively not-for-profit entities — any excess revenue over expenses is returned to the community in the form of new medical technology, expanded hospital services, maintenance and expansion of physical infrastructure and the enhanced ability to hire & maintain skilled workforce.

Annual Taxes

- o Shore Medical Center pays in excess of \$1,311,700 annually in taxes including:
 - 0.53 Percent Assessment: \$1,022,000
 - Adjusted Admissions Assessment: \$188,200
 - Newborn Screening Fees: \$101,600
 - Other assessments such as New Jersey Poison Information & Education System (NJPIES) and Maternal and Child Health Consortium Assessment
 - In addition, hospitals routinely support their local municipalities through special payments in lieu of taxes.

SFY 2012 Charity Care Subsidy Shortfall



Somerset Medical Center

Annual Contributions to the Local and State Economy

- o Total Expenditures: \$260,602,000
- o 1,776 full-time equivalent jobs, including:
 - Nursing: 433
 - Therapy: 67
 - Radiology: 112
 - Pharmacy: 38
 - Pathology and Laboratory: 90
 - Dietary/Housekeeping/Maintenance: 165
- o Purchased Services of \$29,738,000:
 - Contracted Labor: \$12,265,000
 - Pharmaceutical Drugs: \$9,178,000
 - Dietary/Laundry/Housekeeping Supplies: \$2,848,000
 - Building Supplies: \$176,000
 - Utilities: \$5,271,000 including:
 - \$3,498,000 in Electric
 - \$1,097,000 in Oil & Gas
 - \$676,000 in Water/Sewage/Disposal
- o Total Employee Payroll: \$110,167,000
- o Estimated State Income Taxes Paid by Employees: \$6,086,700

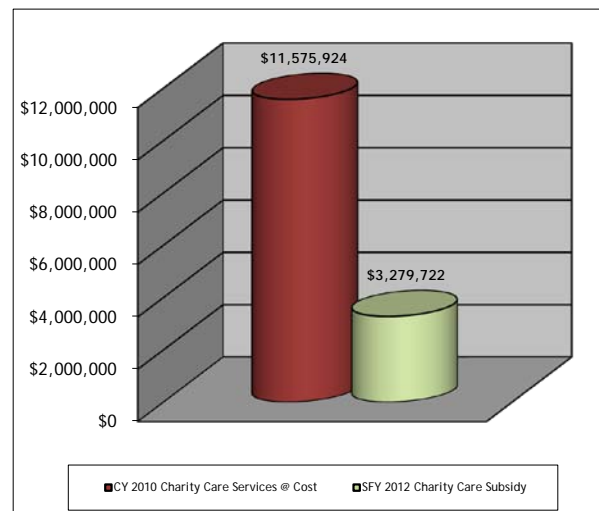
Annual Contributions as a Healthcare Safety Net

- o Hospitals also give back to the community by serving as the primary source of medical services for the state's 1.3 million uninsured, thus serving as the healthcare safety net for the most needy at a cost of over \$1.3 billion annually.
- o In 2010, uninsured patients presented at Somerset Medical Center on 19,075 occasions.
- o Hospitals provide a forum for non-salaried physicians to deliver services related to their individual practices.
- o New Jersey's general hospitals are almost exclusively not-for-profit entities — any excess revenue over expenses is returned to the community in the form of new medical technology, expanded hospital services, maintenance and expansion of physical infrastructure and the enhanced ability to hire & maintain skilled workforce.

Annual Taxes

- o Somerset Medical Center pays in excess of \$1,759,700 annually in taxes including:
 - 0.53 Percent Assessment: \$1,387,400
 - Adjusted Admissions Assessment: \$274,000
 - Newborn Screening Fees: \$98,300
 - Other assessments such as New Jersey Poison Information & Education System (NJPIES) and Maternal and Child Health Consortium Assessment
 - In addition, hospitals routinely support their local municipalities through special payments in lieu of taxes.

SFY 2012 Charity Care Subsidy Shortfall



South Jersey Healthcare Elmer Hospital

Annual Contributions to the Local and State Economy

- o Total Expenditures: \$55,585,000
- o Purchased Services of \$5,486,000:
 - Contracted Labor: \$3,157,000
 - Pharmaceutical Drugs: \$952,000
 - Dietary/Laundry/Housekeeping Supplies: \$451,000
 - Building Supplies: \$5,000
 - Utilities: \$921,000 including:
 - \$658,000 in Electric
 - \$166,000 in Oil & Gas
 - \$97,000 in Water/Sewage/Disposal
- o 407 full-time equivalent jobs, including:
 - Nursing: 99
 - Therapy: 13
 - Radiology: 35
 - Pharmacy: 8
 - Pathology and Laboratory: 19
 - Dietary/Housekeeping/Maintenance: 47
- o Total Employee Payroll: \$25,036,000
- o Estimated State Income Taxes Paid by Employees: \$1,383,200

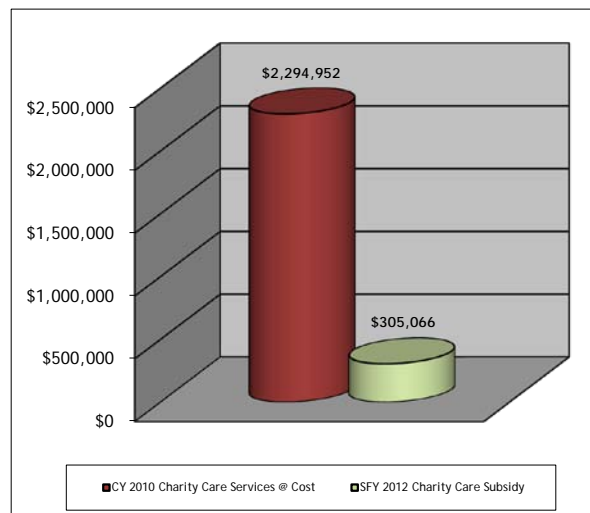
Annual Contributions as a Healthcare Safety Net

- o Hospitals also give back to the community by serving as the primary source of medical services for the state's 1.3 million uninsured, thus serving as the healthcare safety net for the most needy at a cost of over \$1.3 billion annually.
- o In 2010, uninsured patients presented at South Jersey Healthcare Elmer Hospital on 6,165 occasions.
- o Hospitals provide a forum for non-salaried physicians to deliver services related to their individual practices.
- o New Jersey's general hospitals are almost exclusively not-for-profit entities — any excess revenue over expenses is returned to the community in the form of new medical technology, expanded hospital services, maintenance and expansion of physical infrastructure and the enhanced ability to hire & maintain skilled workforce.

Annual Taxes

- o South Jersey Healthcare Elmer Hospital pays in excess of \$465,000 annually in taxes including:
 - 0.53 Percent Assessment: \$356,700
 - Adjusted Admissions Assessment: \$78,600
 - Newborn Screening Fees: \$29,700
 - Other assessments such as New Jersey Poison Information & Education System (NJPIES) and Maternal and Child Health Consortium Assessment
 - In addition, hospitals routinely support their local municipalities through special payments in lieu of taxes.

SFY 2012 Charity Care Subsidy Shortfall



South Jersey Healthcare Regional Medical Center

Annual Contributions to the Local and State Economy

- o Total Expenditures: \$279,369,000
- o Purchased Services of \$30,086,000:
 - Contracted Labor: \$16,285,000
 - Pharmaceutical Drugs: \$5,999,000
 - Dietary/Laundry/Housekeeping Supplies: \$2,455,000
 - Building Supplies: \$33,000
 - Utilities: \$5,314,000 including:
 - \$3,504,000 in Electric
 - \$1,328,000 in Oil & Gas
 - \$482,000 in Water/Sewage/Disposal
- o 2,036 full-time equivalent jobs, including:
 - Nursing: 567
 - Therapy: 42
 - Radiology: 157
 - Pharmacy: 31
 - Pathology and Laboratory: 107
 - Dietary/Housekeeping/Maintenance: 204
- o Total Employee Payroll: \$122,490,000
- o Estimated State Income Taxes Paid by Employees: \$6,767,600

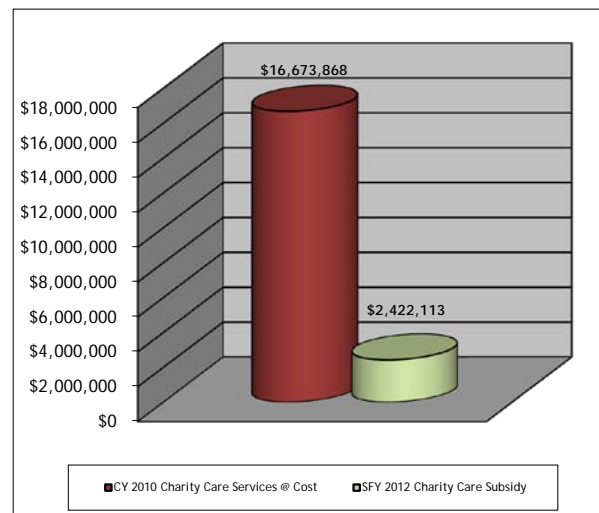
Annual Contributions as a Healthcare Safety Net

- o Hospitals also give back to the community by serving as the primary source of medical services for the state's 1.3 million uninsured, thus serving as the healthcare safety net for the most needy at a cost of over \$1.3 billion annually.
- o In 2010, uninsured patients presented at South Jersey Healthcare Regional Medical Center on 53,119 occasions.
- o Hospitals provide a forum for non-salaried physicians to deliver services related to their individual practices.
- o New Jersey's general hospitals are almost exclusively not-for-profit entities — any excess revenue over expenses is returned to the community in the form of new medical technology, expanded hospital services, maintenance and expansion of physical infrastructure and the enhanced ability to hire & maintain skilled workforce.

Annual Taxes

- o South Jersey Healthcare Regional Medical Center pays in excess of \$2,112,900 annually in taxes including:
 - 0.53 Percent Assessment: \$1,526,000
 - Adjusted Admissions Assessment: \$351,900
 - Newborn Screening Fees: \$234,900
 - Other assessments such as New Jersey Poison Information & Education System (NJPIES) and Maternal and Child Health Consortium Assessment
 - In addition, hospitals routinely support their local municipalities through special payments in lieu of taxes.

SFY 2012 Charity Care Subsidy Shortfall



Southern Ocean Medical Center

Annual Contributions to the Local and State Economy

- o Total Expenditures: \$126,222,000
- o 712 full-time equivalent jobs, including:
 - Nursing: 165
 - Therapy: 20
 - Radiology: 49
 - Pharmacy: 19
 - Pathology and Laboratory: 34
 - Dietary/Housekeeping/Maintenance: 72
- o Purchased Services of \$26,190,000:
 - Contracted Labor: \$14,601,000
 - Pharmaceutical Drugs: \$8,240,000
 - Dietary/Laundry/Housekeeping Supplies: \$784,000
 - Building Supplies: \$143,000
 - Utilities: \$2,422,000 including:
 - \$1,656,000 in Electric
 - \$449,000 in Oil & Gas
 - \$317,000 in Water/Sewage/Disposal
- o Total Employee Payroll: \$46,133,000
- o Estimated State Income Taxes Paid by Employees: \$2,548,800

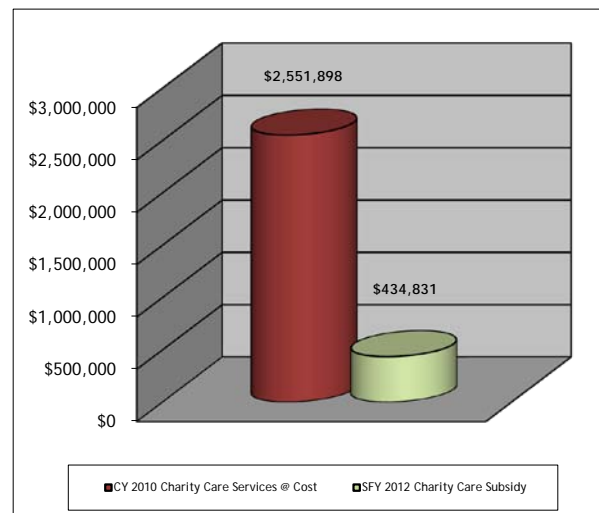
Annual Contributions as a Healthcare Safety Net

- o Hospitals also give back to the community by serving as the primary source of medical services for the state's 1.3 million uninsured, thus serving as the healthcare safety net for the most needy at a cost of over \$1.3 billion annually.
- o In 2010, uninsured patients presented at Southern Ocean Medical Center on 12,801 occasions.
- o Hospitals provide a forum for non-salaried physicians to deliver services related to their individual practices.
- o New Jersey's general hospitals are almost exclusively not-for-profit entities — any excess revenue over expenses is returned to the community in the form of new medical technology, expanded hospital services, maintenance and expansion of physical infrastructure and the enhanced ability to hire & maintain skilled workforce.

Annual Taxes

- o Southern Ocean Medical Center pays in excess of \$818,600 annually in taxes including:
 - 0.53 Percent Assessment: \$658,100
 - Adjusted Admissions Assessment: \$132,300
 - Newborn Screening Fees: \$28,200
 - Other assessments such as New Jersey Poison Information & Education System (NJPIES) and Maternal and Child Health Consortium Assessment
 - In addition, hospitals routinely support their local municipalities through special payments in lieu of taxes.

SFY 2012 Charity Care Subsidy Shortfall



St. Francis Medical Center (Trenton)

Annual Contributions to the Local and State Economy

- o Total Expenditures: \$134,300,000
- o 732 full-time equivalent jobs, including:
 - Nursing: 224
 - Therapy: 17
 - Radiology: 39
 - Pharmacy: 13
 - Pathology and Laboratory: 29
 - Dietary/Housekeeping/Maintenance: 62
- o Purchased Services of \$15,500,000:
 - Contracted Labor: \$5,850,000
 - Pharmaceutical Drugs: \$5,429,000
 - Dietary/Laundry/Housekeeping Supplies: \$838,000
 - Building Supplies: \$236,000
 - Utilities: \$3,147,000 including:
 - \$1,734,000 in Electric
 - \$910,000 in Oil & Gas
 - \$503,000 in Water/Sewage/Disposal
- o Total Employee Payroll: \$46,030,000
- o Estimated State Income Taxes Paid by Employees: \$2,543,200

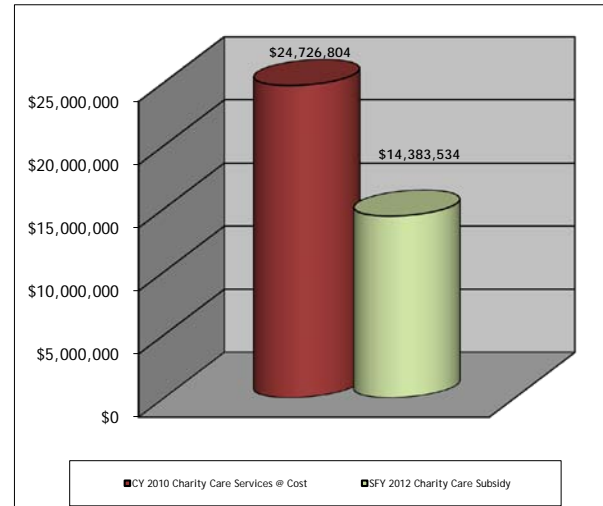
Annual Contributions as a Healthcare Safety Net

- o Hospitals also give back to the community by serving as the primary source of medical services for the state's 1.3 million uninsured, thus serving as the healthcare safety net for the most needy at a cost of over \$1.3 billion annually.
- o In 2010, uninsured patients presented at St. Francis Medical Center (Trenton) on 28,935 occasions.
- o Hospitals provide a forum for non-salaried physicians to deliver services related to their individual practices.
- o New Jersey's general hospitals are almost exclusively not-for-profit entities — any excess revenue over expenses is returned to the community in the form of new medical technology, expanded hospital services, maintenance and expansion of physical infrastructure and the enhanced ability to hire & maintain skilled workforce.

Annual Taxes

- o St. Francis Medical Center (Trenton) pays in excess of \$813,800 annually in taxes including:
 - 0.53 Percent Assessment: \$721,200
 - Adjusted Admissions Assessment: \$92,600
 - Newborn Screening Fees: \$0
 - Other assessments such as New Jersey Poison Information & Education System (NJPIES) and Maternal and Child Health Consortium Assessment
 - In addition, hospitals routinely support their local municipalities through special payments in lieu of taxes.

SFY 2012 Charity Care Subsidy Shortfall



Note: Some data for 2010 was unavailable. In those instances, 2009 data was used instead.

St. Joseph's Regional Medical Center

Annual Contributions to the Local and State Economy

- o Total Expenditures: \$466,099,000
- o Purchased Services of \$69,863,000:
 - Contracted Labor: \$38,184,000
 - Pharmaceutical Drugs: \$21,251,000
 - Dietary/Laundry/Housekeeping Supplies: \$2,225,000
 - Building Supplies: \$507,000
 - Utilities: \$7,696,000 including:
 - \$4,957,000 in Electric
 - \$2,296,000 in Oil & Gas
 - \$443,000 in Water/Sewage/Disposal
- o 3,558 full-time equivalent jobs, including:
 - Nursing: 868
 - Therapy: 111
 - Radiology: 174
 - Pharmacy: 83
 - Pathology and Laboratory: 109
 - Dietary/Housekeeping/Maintenance: 227
- o Total Employee Payroll: \$241,608,000
- o Estimated State Income Taxes Paid by Employees: \$13,348,800

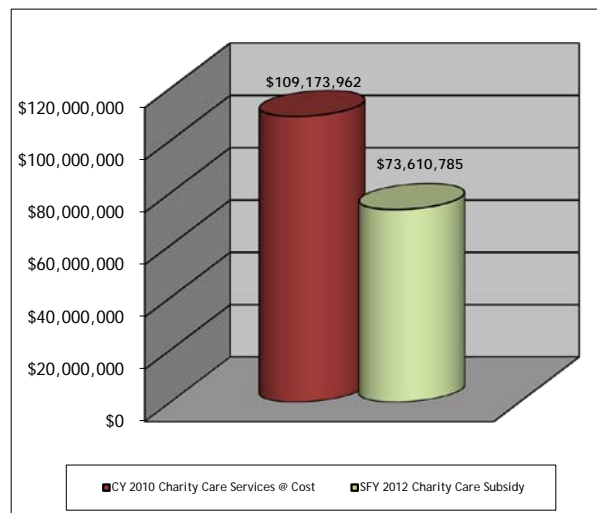
Annual Contributions as a Healthcare Safety Net

- o Hospitals also give back to the community by serving as the primary source of medical services for the state's 1.3 million uninsured, thus serving as the healthcare safety net for the most needy at a cost of over \$1.3 billion annually.
- o In 2010, uninsured patients presented at St. Joseph's Regional Medical Center on 162,869 occasions.
- o Hospitals provide a forum for non-salaried physicians to deliver services related to their individual practices.
- o New Jersey's general hospitals are almost exclusively not-for-profit entities — any excess revenue over expenses is returned to the community in the form of new medical technology, expanded hospital services, maintenance and expansion of physical infrastructure and the enhanced ability to hire & maintain skilled workforce.

Annual Taxes

- o St. Joseph's Regional Medical Center pays in excess of \$3,095,200 annually in taxes including:
 - 0.53 Percent Assessment: \$2,394,400
 - Adjusted Admissions Assessment: \$414,200
 - Newborn Screening Fees: \$286,600
 - Other assessments such as New Jersey Poison Information & Education System (NJPIES) and Maternal and Child Health Consortium Assessment
 - In addition, hospitals routinely support their local municipalities through special payments in lieu of taxes.

SFY 2012 Charity Care Subsidy Shortfall



St. Joseph's Wayne Hospital

Annual Contributions to the Local and State Economy

- o Total Expenditures: \$75,078,000
- o 574 full-time equivalent jobs, including:
 - Nursing: 198
 - Therapy: 41
 - Radiology: 41
 - Pharmacy: 22
 - Pathology and Laboratory: 20
 - Dietary/Housekeeping/Maintenance: 82
- o Purchased Services of \$17,925,000:
 - Contracted Labor: \$11,478,000
 - Pharmaceutical Drugs: \$3,965,000
 - Dietary/Laundry/Housekeeping Supplies: \$300,000
 - Building Supplies: \$134,000
 - Utilities: \$2,048,000 including:
 - \$1,414,000 in Electric
 - \$498,000 in Oil & Gas
 - \$136,000 in Water/Sewage/Disposal
- o Total Employee Payroll: \$36,864,000
- o Estimated State Income Taxes Paid by Employees: \$2,036,700

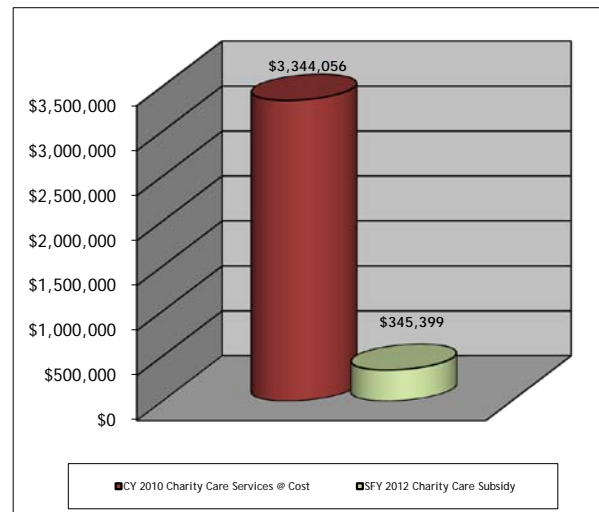
Annual Contributions as a Healthcare Safety Net

- o Hospitals also give back to the community by serving as the primary source of medical services for the state's 1.3 million uninsured, thus serving as the healthcare safety net for the most needy at a cost of over \$1.3 billion annually.
- o In 2010, uninsured patients presented at St. Joseph's Wayne Hospital on 7,046 occasions.
- o Hospitals provide a forum for non-salaried physicians to deliver services related to their individual practices.
- o New Jersey's general hospitals are almost exclusively not-for-profit entities — any excess revenue over expenses is returned to the community in the form of new medical technology, expanded hospital services, maintenance and expansion of physical infrastructure and the enhanced ability to hire & maintain skilled workforce.

Annual Taxes

- o St. Joseph's Wayne Hospital pays in excess of \$526,600 annually in taxes including:
 - 0.53 Percent Assessment: \$432,100
 - Adjusted Admissions Assessment: \$94,500
 - Newborn Screening Fees: \$0
 - Other assessments such as New Jersey Poison Information & Education System (NJPIES) and Maternal and Child Health Consortium Assessment
 - In addition, hospitals routinely support their local municipalities through special payments in lieu of taxes.

SFY 2012 Charity Care Subsidy Shortfall



St. Mary's Hospital (Passaic)

Annual Contributions to the Local and State Economy

- o Total Expenditures: \$170,969,000
- o 1,103 full-time equivalent jobs, including:
 - Nursing: 329
 - Therapy: 29
 - Radiology: 62
 - Pharmacy: 25
 - Pathology and Laboratory: 37
 - Dietary/Housekeeping/Maintenance: 113
- o Purchased Services of \$26,125,000:
 - Contracted Labor: \$15,422,000
 - Pharmaceutical Drugs: \$6,878,000
 - Dietary/Laundry/Housekeeping Supplies: \$1,132,000
 - Building Supplies: \$207,000
 - Utilities: \$2,486,000 including:
 - \$1,686,000 in Electric
 - \$364,000 in Oil & Gas
 - \$436,000 in Water/Sewage/Disposal
- o Total Employee Payroll: \$67,508,000
- o Estimated State Income Taxes Paid by Employees: \$3,729,800

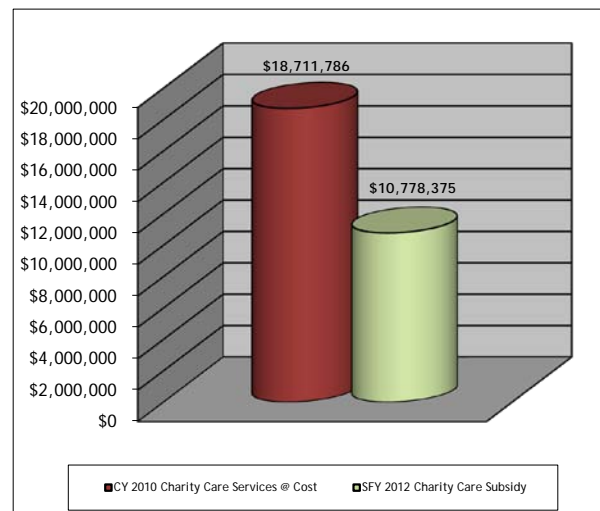
Annual Contributions as a Healthcare Safety Net

- o Hospitals also give back to the community by serving as the primary source of medical services for the state's 1.3 million uninsured, thus serving as the healthcare safety net for the most needy at a cost of over \$1.3 billion annually.
- o In 2010, uninsured patients presented at St. Mary's Hospital (Passaic) on 57,714 occasions.
- o Hospitals provide a forum for non-salaried physicians to deliver services related to their individual practices.
- o New Jersey's general hospitals are almost exclusively not-for-profit entities — any excess revenue over expenses is returned to the community in the form of new medical technology, expanded hospital services, maintenance and expansion of physical infrastructure and the enhanced ability to hire & maintain skilled workforce.

Annual Taxes

- o St. Mary's Hospital (Passaic) pays in excess of \$1,237,200 annually in taxes including:
 - 0.53 Percent Assessment: \$944,100
 - Adjusted Admissions Assessment: \$200,200
 - Newborn Screening Fees: \$92,900
 - Other assessments such as New Jersey Poison Information & Education System (NJPIES) and Maternal and Child Health Consortium Assessment
 - In addition, hospitals routinely support their local municipalities through special payments in lieu of taxes.

SFY 2012 Charity Care Subsidy Shortfall



Trinitas Regional Medical Center

Annual Contributions to the Local and State Economy

- o Total Expenditures: \$302,962,000
- o 2,107 full-time equivalent jobs, including:
 - Nursing: 482
 - Therapy: 59
 - Radiology: 59
 - Pharmacy: 26
 - Pathology and Laboratory: 41
 - Dietary/Housekeeping/Maintenance: 221
- o Purchased Services of \$23,312,000:
 - Contracted Labor: \$4,925,000
 - Pharmaceutical Drugs: \$10,289,000
 - Dietary/Laundry/Housekeeping Supplies: \$2,404,000
 - Building Supplies: \$312,000
 - Utilities: \$5,382,000 including:
 - \$3,052,000 in Electric
 - \$1,611,000 in Oil & Gas
 - \$719,000 in Water/Sewage/Disposal
- o Total Employee Payroll: \$122,262,000
- o Estimated State Income Taxes Paid by Employees: \$6,755,000

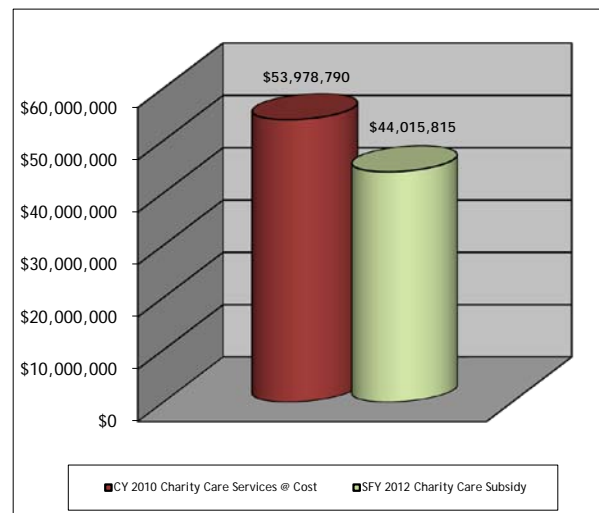
Annual Contributions as a Healthcare Safety Net

- o Hospitals also give back to the community by serving as the primary source of medical services for the state's 1.3 million uninsured, thus serving as the healthcare safety net for the most needy at a cost of over \$1.3 billion annually.
- o In 2010, uninsured patients presented at Trinitas Regional Medical Center on 103,562 occasions.
- o Hospitals provide a forum for non-salaried physicians to deliver services related to their individual practices.
- o New Jersey's general hospitals are almost exclusively not-for-profit entities — any excess revenue over expenses is returned to the community in the form of new medical technology, expanded hospital services, maintenance and expansion of physical infrastructure and the enhanced ability to hire & maintain skilled workforce.

Annual Taxes

- o Trinitas Regional Medical Center pays in excess of \$2,108,100 annually in taxes including:
 - 0.53 Percent Assessment: \$1,610,600
 - Adjusted Admissions Assessment: \$295,700
 - Newborn Screening Fees: \$201,700
 - Other assessments such as New Jersey Poison Information & Education System (NJPIES) and Maternal and Child Health Consortium Assessment
 - In addition, hospitals routinely support their local municipalities through special payments in lieu of taxes.

SFY 2012 Charity Care Subsidy Shortfall



Underwood-Memorial Hospital

Annual Contributions to the Local and State Economy

- o Total Expenditures: \$176,066,000
- o 1,309 full-time equivalent jobs, including:
 - Nursing: 386
 - Therapy: 46
 - Radiology: 63
 - Pharmacy: 26
 - Pathology and Laboratory: 60
 - Dietary/Housekeeping/Maintenance: 121
- o Purchased Services of \$24,557,000:
 - Contracted Labor: \$13,657,000
 - Pharmaceutical Drugs: \$6,409,000
 - Dietary/Laundry/Housekeeping Supplies: \$944,000
 - Building Supplies: \$14,000
 - Utilities: \$3,533,000 including:
 - \$2,247,000 in Electric
 - \$855,000 in Oil & Gas
 - \$431,000 in Water/Sewage/Disposal
- o Total Employee Payroll: \$78,264,000
- o Estimated State Income Taxes Paid by Employees: \$4,324,100

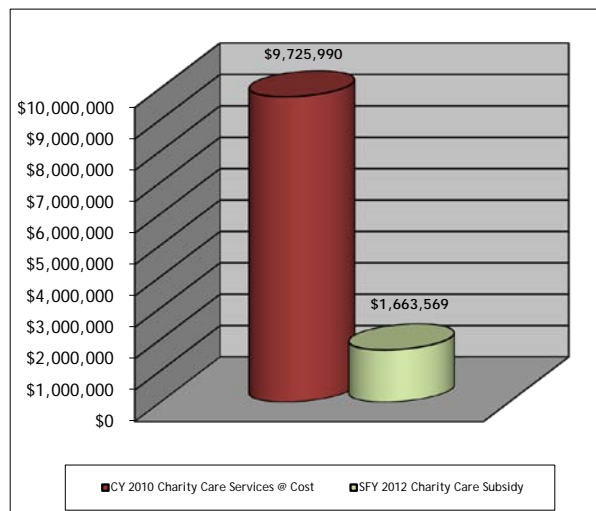
Annual Contributions as a Healthcare Safety Net

- o Hospitals also give back to the community by serving as the primary source of medical services for the state's 1.3 million uninsured, thus serving as the healthcare safety net for the most needy at a cost of over \$1.3 billion annually.
- o In 2010, uninsured patients presented at Underwood-Memorial Hospital on 16,065 occasions.
- o Hospitals provide a forum for non-salaried physicians to deliver services related to their individual practices.
- o New Jersey's general hospitals are almost exclusively not-for-profit entities — any excess revenue over expenses is returned to the community in the form of new medical technology, expanded hospital services, maintenance and expansion of physical infrastructure and the enhanced ability to hire & maintain skilled workforce.

Annual Taxes

- o Underwood-Memorial Hospital pays in excess of \$1,242,200 annually in taxes including:
 - 0.53 Percent Assessment: \$939,300
 - Adjusted Admissions Assessment: \$213,700
 - Newborn Screening Fees: \$89,300
 - Other assessments such as New Jersey Poison Information & Education System (NJPIES) and Maternal and Child Health Consortium Assessment
 - In addition, hospitals routinely support their local municipalities through special payments in lieu of taxes.

SFY 2012 Charity Care Subsidy Shortfall



University Hospital (U.M.D.N.J.)

Annual Contributions to the Local and State Economy

- o Total Expenditures: \$731,104,000
- o Purchased Services of \$49,767,000:
 - Contracted Labor: \$21,660,000
 - Pharmaceutical Drugs: \$17,390,000
 - Dietary/Laundry/Housekeeping Supplies: \$4,817,000
 - Building Supplies: \$2,000
 - Utilities: \$5,898,000 including:
 - \$1,150,000 in Electric
 - \$1,312,000 in Oil & Gas
 - \$3,436,000 in Water/Sewage/Disposal
- o 3,612 full-time equivalent jobs, including:
 - Nursing: 769
 - Therapy: 103
 - Radiology: 163
 - Pharmacy: 71
 - Pathology and Laboratory: 154
 - Dietary/Housekeeping/Maintenance: 145
- o Total Employee Payroll: \$285,057,000
- o Estimated State Income Taxes Paid by Employees: \$15,749,400

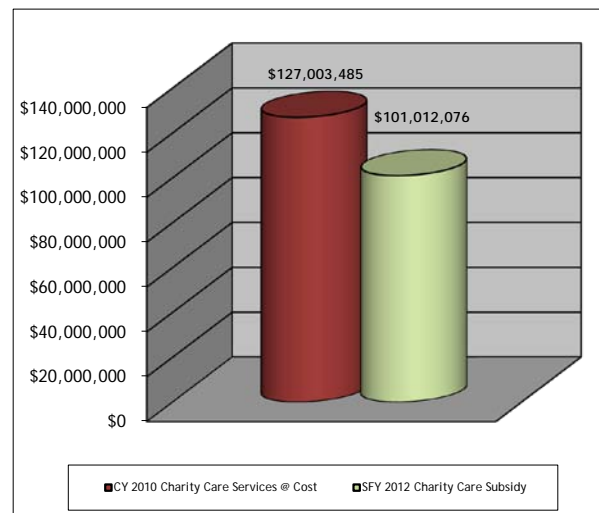
Annual Contributions as a Healthcare Safety Net

- o Hospitals also give back to the community by serving as the primary source of medical services for the state's 1.3 million uninsured, thus serving as the healthcare safety net for the most needy at a cost of over \$1.3 billion annually.
- o In 2010, uninsured patients presented at University Hospital (U.M.D.N.J.) on 169,847 occasions.
- o Hospitals provide a forum for non-salaried physicians to deliver services related to their individual practices.
- o New Jersey's general hospitals are almost exclusively not-for-profit entities — any excess revenue over expenses is returned to the community in the form of new medical technology, expanded hospital services, maintenance and expansion of physical infrastructure and the enhanced ability to hire & maintain skilled workforce.

Annual Taxes

- o University Hospital (U.M.D.N.J.) pays in excess of \$4,431,100 annually in taxes including:
 - 0.53 Percent Assessment: \$3,876,500
 - Adjusted Admissions Assessment: \$292,400
 - Newborn Screening Fees: \$262,200
 - Other assessments such as New Jersey Poison Information & Education System (NJPIES) and Maternal and Child Health Consortium Assessment
 - In addition, hospitals routinely support their local municipalities through special payments in lieu of taxes.

SFY 2012 Charity Care Subsidy Shortfall



University Medical Center at Princeton

Annual Contributions to the Local and State Economy

- o Total Expenditures: \$227,054,000
- o Purchased Services of \$18,964,000:
 - Contracted Labor: \$0
 - Pharmaceutical Drugs: \$11,946,000
 - Dietary/Laundry/Housekeeping Supplies: \$1,703,000
 - Building Supplies: \$0
 - Utilities: \$5,315,000 including:
 - \$3,337,000 in Electric
 - \$1,395,000 in Oil & Gas
 - \$583,000 in Water/Sewage/Disposal
- o 1,476 full-time equivalent jobs, including:
 - Nursing: 346
 - Therapy: 76
 - Radiology: 79
 - Pharmacy: 38
 - Pathology and Laboratory: 84
 - Dietary/Housekeeping/Maintenance: 130
- o Total Employee Payroll: \$96,999,000
- o Estimated State Income Taxes Paid by Employees: \$5,359,200

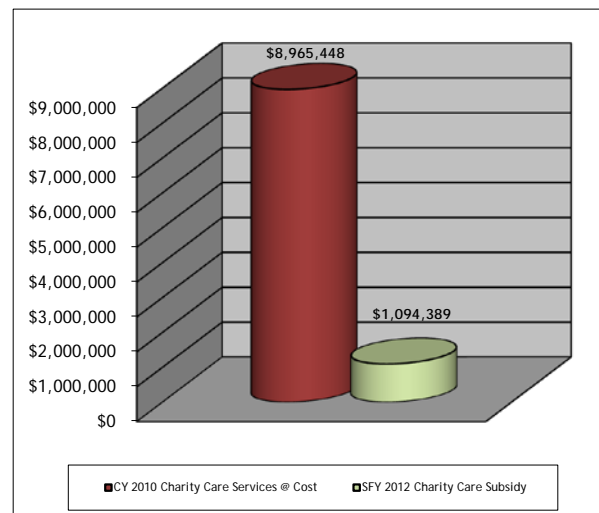
Annual Contributions as a Healthcare Safety Net

- o Hospitals also give back to the community by serving as the primary source of medical services for the state's 1.3 million uninsured, thus serving as the healthcare safety net for the most needy at a cost of over \$1.3 billion annually.
- o In 2010, uninsured patients presented at University Medical Center at Princeton on 16,502 occasions.
- o Hospitals provide a forum for non-salaried physicians to deliver services related to their individual practices.
- o New Jersey's general hospitals are almost exclusively not-for-profit entities — any excess revenue over expenses is returned to the community in the form of new medical technology, expanded hospital services, maintenance and expansion of physical infrastructure and the enhanced ability to hire & maintain skilled workforce.

Annual Taxes

- o University Medical Center at Princeton pays in excess of \$1,818,200 annually in taxes including:
 - 0.53 Percent Assessment: \$1,354,700
 - Adjusted Admissions Assessment: \$300,800
 - Newborn Screening Fees: \$162,600
 - Other assessments such as New Jersey Poison Information & Education System (NJPIES) and Maternal and Child Health Consortium Assessment
 - In addition, hospitals routinely support their local municipalities through special payments in lieu of taxes.

SFY 2012 Charity Care Subsidy Shortfall



Valley Hospital

Annual Contributions to the Local and State Economy

- o Total Expenditures: \$549,000,000
- o Purchased Services of \$66,914,000:
 - Contracted Labor: \$33,252,000
 - Pharmaceutical Drugs: \$23,572,000
 - Dietary/Laundry/Housekeeping Supplies: \$3,574,000
 - Building Supplies: \$277,000
 - Utilities: \$6,239,000 including:
 - \$4,461,000 in Electric
 - \$953,000 in Oil & Gas
 - \$825,000 in Water/Sewage/Disposal
- o 3,166 full-time equivalent jobs, including:
 - Nursing: 909
 - Therapy: 120
 - Radiology: 266
 - Pharmacy: 76
 - Pathology and Laboratory: 146
 - Dietary/Housekeeping/Maintenance: 312
- o Total Employee Payroll: \$243,183,000
- o Estimated State Income Taxes Paid by Employees: \$13,435,900

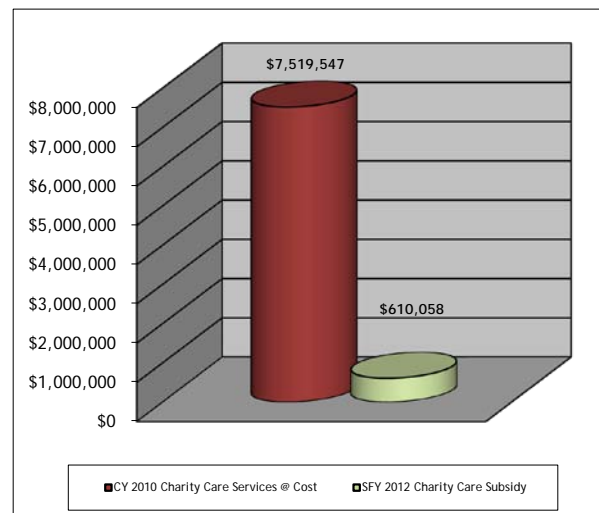
Annual Contributions as a Healthcare Safety Net

- o Hospitals also give back to the community by serving as the primary source of medical services for the state's 1.3 million uninsured, thus serving as the healthcare safety net for the most needy at a cost of over \$1.3 billion annually.
- o In 2010, uninsured patients presented at Valley Hospital on 28,580 occasions.
- o Hospitals provide a forum for non-salaried physicians to deliver services related to their individual practices.
- o New Jersey's general hospitals are almost exclusively not-for-profit entities — any excess revenue over expenses is returned to the community in the form of new medical technology, expanded hospital services, maintenance and expansion of physical infrastructure and the enhanced ability to hire & maintain skilled workforce.

Annual Taxes

- o Valley Hospital pays in excess of \$3,918,400 annually in taxes including:
 - 0.53 Percent Assessment: \$3,154,900
 - Adjusted Admissions Assessment: \$492,900
 - Newborn Screening Fees: \$270,500
 - Other assessments such as New Jersey Poison Information & Education System (NJPIES) and Maternal and Child Health Consortium Assessment
 - In addition, hospitals routinely support their local municipalities through special payments in lieu of taxes.

SFY 2012 Charity Care Subsidy Shortfall



Virtua Berlin

Annual Contributions to the Local and State Economy

- o Total Expenditures: \$76,134,000
- o Purchased Services of \$6,423,000:
 - Contracted Labor: \$3,765,000
 - Pharmaceutical Drugs: \$1,614,000
 - Dietary/Laundry/Housekeeping Supplies: \$280,000
 - Building Supplies: \$62,000
 - Utilities: \$702,000 including:
 - \$552,000 in Electric
 - \$68,000 in Oil & Gas
 - \$82,000 in Water/Sewage/Disposal
- o 392 full-time equivalent jobs, including:
 - Nursing: 163
 - Therapy: 20
 - Radiology: 26
 - Pharmacy: 12
 - Pathology and Laboratory: 28
 - Dietary/Housekeeping/Maintenance: 40
- o Total Employee Payroll: \$25,099,000
- o Estimated State Income Taxes Paid by Employees: \$1,386,700

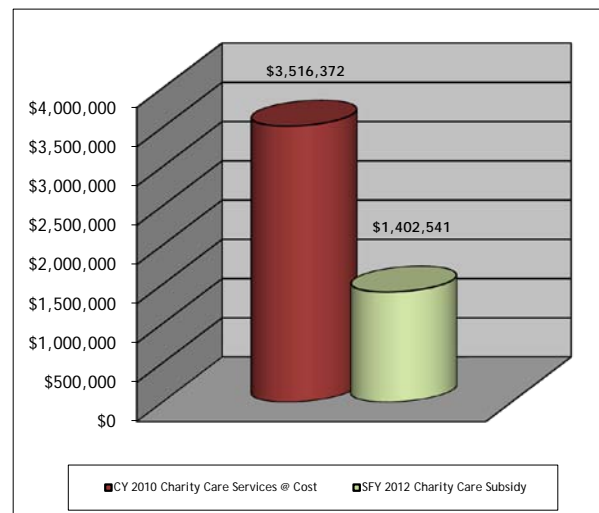
Annual Contributions as a Healthcare Safety Net

- o Hospitals also give back to the community by serving as the primary source of medical services for the state's 1.3 million uninsured, thus serving as the healthcare safety net for the most needy at a cost of over \$1.3 billion annually.
- o In 2010, uninsured patients presented at Virtua Berlin on 4,120 occasions.
- o Hospitals provide a forum for non-salaried physicians to deliver services related to their individual practices.
- o New Jersey's general hospitals are almost exclusively not-for-profit entities — any excess revenue over expenses is returned to the community in the form of new medical technology, expanded hospital services, maintenance and expansion of physical infrastructure and the enhanced ability to hire & maintain skilled workforce.

Annual Taxes

- o Virtua Berlin pays in excess of \$398,100 annually in taxes including:
 - 0.53 Percent Assessment: \$334,900
 - Adjusted Admissions Assessment: \$63,200
 - Newborn Screening Fees: \$0
 - Other assessments such as New Jersey Poison Information & Education System (NJPIES) and Maternal and Child Health Consortium Assessment
 - In addition, hospitals routinely support their local municipalities through special payments in lieu of taxes.

SFY 2012 Charity Care Subsidy Shortfall



Virtua Marlton

Annual Contributions to the Local and State Economy

- o Total Expenditures: \$182,796,000
- o Purchased Services of \$16,912,000:
 - Contracted Labor: \$8,938,000
 - Pharmaceutical Drugs: \$5,478,000
 - Dietary/Laundry/Housekeeping Supplies: \$398,000
 - Building Supplies: \$444,000
 - Utilities: \$1,654,000 including:
 - \$1,333,000 in Electric
 - \$171,000 in Oil & Gas
 - \$150,000 in Water/Sewage/Disposal
- o 826 full-time equivalent jobs, including:
 - Nursing: 386
 - Therapy: 30
 - Radiology: 46
 - Pharmacy: 24
 - Pathology and Laboratory: 52
 - Dietary/Housekeeping/Maintenance: 85
- o Total Employee Payroll: \$53,532,000
- o Estimated State Income Taxes Paid by Employees: \$2,957,600

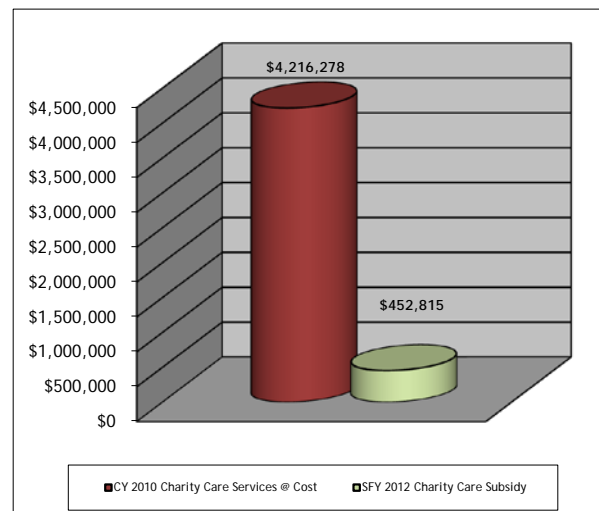
Annual Contributions as a Healthcare Safety Net

- o Hospitals also give back to the community by serving as the primary source of medical services for the state's 1.3 million uninsured, thus serving as the healthcare safety net for the most needy at a cost of over \$1.3 billion annually.
- o In 2010, uninsured patients presented at Virtua Marlton on 2,742 occasions.
- o Hospitals provide a forum for non-salaried physicians to deliver services related to their individual practices.
- o New Jersey's general hospitals are almost exclusively not-for-profit entities — any excess revenue over expenses is returned to the community in the form of new medical technology, expanded hospital services, maintenance and expansion of physical infrastructure and the enhanced ability to hire & maintain skilled workforce.

Annual Taxes

- o Virtua Marlton pays in excess of \$1,116,100 annually in taxes including:
 - 0.53 Percent Assessment: \$977,500
 - Adjusted Admissions Assessment: \$138,700
 - Newborn Screening Fees: \$0
 - Other assessments such as New Jersey Poison Information & Education System (NJPIES) and Maternal and Child Health Consortium Assessment
 - In addition, hospitals routinely support their local municipalities through special payments in lieu of taxes.

SFY 2012 Charity Care Subsidy Shortfall



Virtua Memorial

Annual Contributions to the Local and State Economy

- o Total Expenditures: \$293,758,000
- o Purchased Services of \$32,306,000:
 - Contracted Labor: \$13,254,000
 - Pharmaceutical Drugs: \$14,755,000
 - Dietary/Laundry/Housekeeping Supplies: \$190,000
 - Building Supplies: \$324,000
 - Utilities: \$3,783,000 including:
 - \$2,528,000 in Electric
 - \$584,000 in Oil & Gas
 - \$671,000 in Water/Sewage/Disposal
- o 1,534 full-time equivalent jobs, including:
 - Nursing: 555
 - Therapy: 40
 - Radiology: 109
 - Pharmacy: 37
 - Pathology and Laboratory: 95
 - Dietary/Housekeeping/Maintenance: 159
- o Total Employee Payroll: \$94,106,000
- o Estimated State Income Taxes Paid by Employees: \$5,199,400

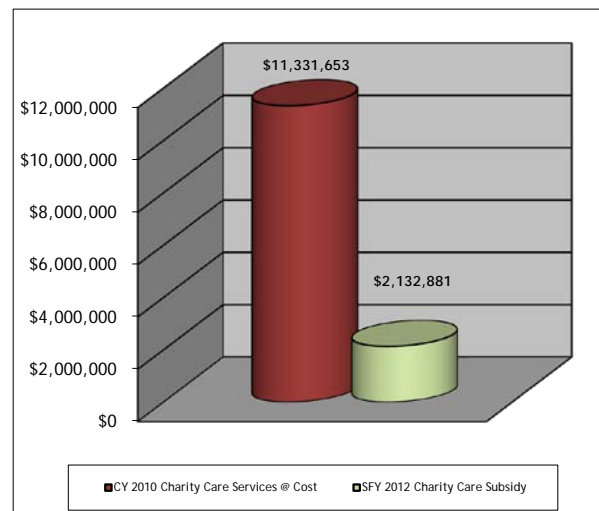
Annual Contributions as a Healthcare Safety Net

- o Hospitals also give back to the community by serving as the primary source of medical services for the state's 1.3 million uninsured, thus serving as the healthcare safety net for the most needy at a cost of over \$1.3 billion annually.
- o In 2010, uninsured patients presented at Virtua Memorial on 18,968 occasions.
- o Hospitals provide a forum for non-salaried physicians to deliver services related to their individual practices.
- o New Jersey's general hospitals are almost exclusively not-for-profit entities — any excess revenue over expenses is returned to the community in the form of new medical technology, expanded hospital services, maintenance and expansion of physical infrastructure and the enhanced ability to hire & maintain skilled workforce.

Annual Taxes

- o Virtua Memorial pays in excess of \$2,171,800 annually in taxes including:
 - 0.53 Percent Assessment: \$1,662,500
 - Adjusted Admissions Assessment: \$299,000
 - Newborn Screening Fees: \$210,300
 - Other assessments such as New Jersey Poison Information & Education System (NJPIES) and Maternal and Child Health Consortium Assessment
 - In addition, hospitals routinely support their local municipalities through special payments in lieu of taxes.

SFY 2012 Charity Care Subsidy Shortfall



Virtua Voorhees

Annual Contributions to the Local and State Economy

- o Total Expenditures: \$338,508,000
- o Purchased Services of \$29,060,000:
 - Contracted Labor: \$14,938,000
 - Pharmaceutical Drugs: \$8,559,000
 - Dietary/Laundry/Housekeeping Supplies: \$492,000
 - Building Supplies: \$235,000
 - Utilities: \$4,836,000 including:
 - \$4,073,000 in Electric
 - \$264,000 in Oil & Gas
 - \$499,000 in Water/Sewage/Disposal
- o 1,936 full-time equivalent jobs, including:
 - Nursing: 519
 - Therapy: 72
 - Radiology: 90
 - Pharmacy: 33
 - Pathology and Laboratory: 78
 - Dietary/Housekeeping/Maintenance: 174
- o Total Employee Payroll: \$122,088,000
- o Estimated State Income Taxes Paid by Employees: \$6,745,400

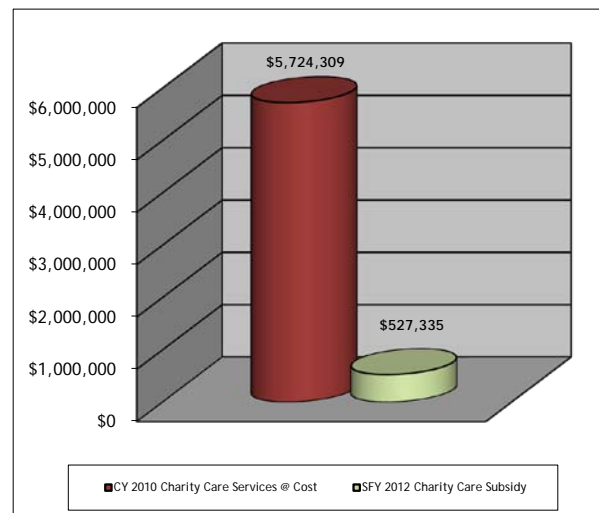
Annual Contributions as a Healthcare Safety Net

- o Hospitals also give back to the community by serving as the primary source of medical services for the state's 1.3 million uninsured, thus serving as the healthcare safety net for the most needy at a cost of over \$1.3 billion annually.
- o In 2010, uninsured patients presented at Virtua Voorhees on 25,533 occasions.
- o Hospitals provide a forum for non-salaried physicians to deliver services related to their individual practices.
- o New Jersey's general hospitals are almost exclusively not-for-profit entities — any excess revenue over expenses is returned to the community in the form of new medical technology, expanded hospital services, maintenance and expansion of physical infrastructure and the enhanced ability to hire & maintain skilled workforce.

Annual Taxes

- o Virtua Voorhees pays in excess of \$3,106,300 annually in taxes including:
 - 0.53 Percent Assessment: \$2,101,200
 - Adjusted Admissions Assessment: \$362,800
 - Newborn Screening Fees: \$642,300
 - Other assessments such as New Jersey Poison Information & Education System (NJPIES) and Maternal and Child Health Consortium Assessment
 - In addition, hospitals routinely support their local municipalities through special payments in lieu of taxes.

SFY 2012 Charity Care Subsidy Shortfall



Warren Hospital

Annual Contributions to the Local and State Economy

- o Total Expenditures: \$125,674,000
- o Purchased Services of \$15,234,000:
 - Contracted Labor: \$6,988,000
 - Pharmaceutical Drugs: \$4,795,000
 - Dietary/Laundry/Housekeeping Supplies: \$939,000
 - Building Supplies: \$231,000
 - Utilities: \$2,281,000 including:
 - \$1,502,000 in Electric
 - \$498,000 in Oil & Gas
 - \$281,000 in Water/Sewage/Disposal
- o 843 full-time equivalent jobs, including:
 - Nursing: 189
 - Therapy: 33
 - Radiology: 52
 - Pharmacy: 14
 - Pathology and Laboratory: 49
 - Dietary/Housekeeping/Maintenance: 112
- o Total Employee Payroll: \$43,670,000
- o Estimated State Income Taxes Paid by Employees: \$2,412,800

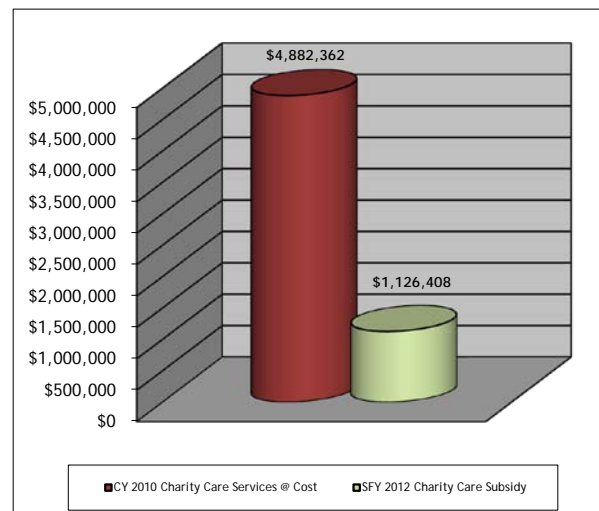
Annual Contributions as a Healthcare Safety Net

- o Hospitals also give back to the community by serving as the primary source of medical services for the state's 1.3 million uninsured, thus serving as the healthcare safety net for the most needy at a cost of over \$1.3 billion annually.
- o In 2010, uninsured patients presented at Warren Hospital on 21,618 occasions.
- o Hospitals provide a forum for non-salaried physicians to deliver services related to their individual practices.
- o New Jersey's general hospitals are almost exclusively not-for-profit entities — any excess revenue over expenses is returned to the community in the form of new medical technology, expanded hospital services, maintenance and expansion of physical infrastructure and the enhanced ability to hire & maintain skilled workforce.

Annual Taxes

- o Warren Hospital pays in excess of \$811,400 annually in taxes including:
 - 0.53 Percent Assessment: \$676,700
 - Adjusted Admissions Assessment: \$134,800
 - Newborn Screening Fees: \$0
 - Other assessments such as New Jersey Poison Information & Education System (NJPIES) and Maternal and Child Health Consortium Assessment
 - In addition, hospitals routinely support their local municipalities through special payments in lieu of taxes.

SFY 2012 Charity Care Subsidy Shortfall



Atlantic County Hospitals

Annual Contributions to the Local and State Economy

- o Total Expenditures: \$792,028,000
- o Purchased Services of \$86,877,000:
 - Contracted Labor: \$45,322,000
 - Pharmaceutical Drugs: \$24,035,000
 - Dietary/Laundry/Housekeeping Supplies: \$6,235,000
 - Building Supplies: \$841,000
 - Utilities: \$10,444,000 including:
 - \$7,245,000 in Electric
 - \$2,435,000 in Oil & Gas
 - \$764,000 in Water/Sewage/Disposal
- o 4,601 full-time equivalent jobs, including:
 - Nursing: 1,335
 - Therapy: 90
 - Radiology: 277
 - Pharmacy: 111
 - Pathology and Laboratory: 178
 - Dietary/Housekeeping/Maintenance: 414
- o Total Employee Payroll: \$305,989,000
- o Estimated State Income Taxes Paid by Employees: \$16,905,900

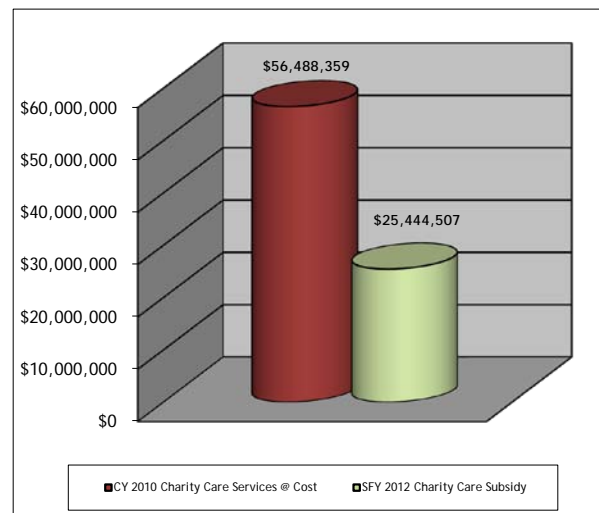
Annual Contributions as a Healthcare Safety Net

- o Hospitals also give back to the community by serving as the primary source of medical services for the state's 1.3 million uninsured, thus serving as the healthcare safety net for the most needy at a cost of over \$1.3 billion annually.
- o In 2010, uninsured patients presented at Atlantic County Hospitals on 82,972 occasions.
- o Hospitals provide a forum for non-salaried physicians to deliver services related to their individual practices.
- o New Jersey's general hospitals are almost exclusively not-for-profit entities — any excess revenue over expenses is returned to the community in the form of new medical technology, expanded hospital services, maintenance and expansion of physical infrastructure and the enhanced ability to hire & maintain skilled workforce.

Annual Taxes

- o Atlantic County Hospitals pay in excess of \$5,327,400 annually in taxes including:
 - 0.53 Percent Assessment: \$4,314,600
 - Adjusted Admissions Assessment: \$710,000
 - Newborn Screening Fees: \$302,900
 - Other assessments such as New Jersey Poison Information & Education System (NJPIES) and Maternal and Child Health Consortium Assessment
 - In addition, hospitals routinely support their local municipalities through special payments in lieu of taxes.

SFY 2012 Charity Care Subsidy Shortfall



Bergen County Hospitals

Annual Contributions to the Local and State Economy

- o Total Expenditures: \$2,527,299,000
- o Purchased Services of \$368,201,000:
 - Contracted Labor: \$141,916,000
 - Pharmaceutical Drugs: \$165,942,000
 - Dietary/Laundry/Housekeeping Supplies: \$20,602,000
 - Building Supplies: \$1,541,000
 - Utilities: \$38,200,000 including:
 - \$25,879,000 in Electric
 - \$10,264,000 in Oil & Gas
 - \$3,557,000 in Water/Sewage/Disposal
- o 15,442 full-time equivalent jobs, including:
 - Nursing: 3,637
 - Therapy: 468
 - Radiology: 1,289
 - Pharmacy: 362
 - Pathology and Laboratory: 691
 - Dietary/Housekeeping/Maintenance: 1,460
- o Total Employee Payroll: \$1,095,570,000
- o Estimated State Income Taxes Paid by Employees: \$60,530,200

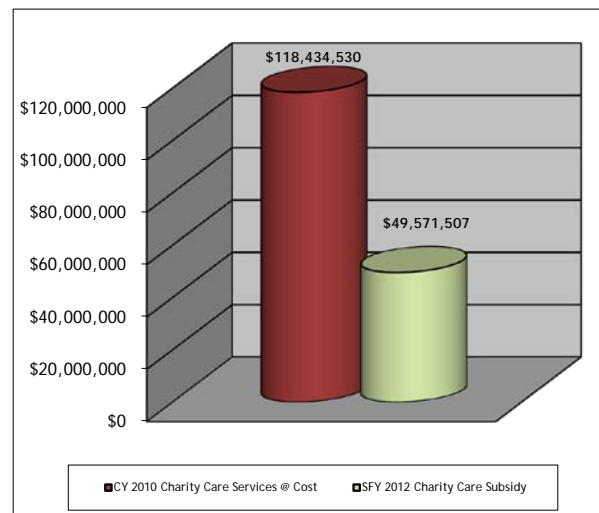
Annual Contributions as a Healthcare Safety Net

- o Hospitals also give back to the community by serving as the primary source of medical services for the state's 1.3 million uninsured, thus serving as the healthcare safety net for the most needy at a cost of over \$1.3 billion annually.
- o In 2010, uninsured patients presented at Bergen County Hospitals on 478,231 occasions.
- o Hospitals provide a forum for non-salaried physicians to deliver services related to their individual practices.
- o New Jersey's general hospitals are almost exclusively not-for-profit entities — any excess revenue over expenses is returned to the community in the form of new medical technology, expanded hospital services, maintenance and expansion of physical infrastructure and the enhanced ability to hire & maintain skilled workforce.

Annual Taxes

- o Bergen County Hospitals pay in excess of \$19,171,100 annually in taxes including:
 - 0.53 Percent Assessment: \$15,935,300
 - Adjusted Admissions Assessment: \$2,163,600
 - Newborn Screening Fees: \$1,072,200
 - Other assessments such as New Jersey Poison Information & Education System (NJPIES) and Maternal and Child Health Consortium Assessment
 - In addition, hospitals routinely support their local municipalities through special payments in lieu of taxes.

SFY 2012 Charity Care Subsidy Shortfall



Burlington County Hospitals

Annual Contributions to the Local and State Economy

- o Total Expenditures: \$751,707,000
- o Purchased Services of \$79,496,000:
 - Contracted Labor: \$40,140,000
 - Pharmaceutical Drugs: \$26,661,000
 - Dietary/Laundry/Housekeeping Supplies: \$2,404,000
 - Building Supplies: \$768,000
 - Utilities: \$9,523,000 including:
 - \$6,604,000 in Electric
 - \$1,745,000 in Oil & Gas
 - \$1,174,000 in Water/Sewage/Disposal
- o 3,718 full-time equivalent jobs, including:
 - Nursing: 1,313
 - Therapy: 110
 - Radiology: 229
 - Pharmacy: 92
 - Pathology and Laboratory: 218
 - Dietary/Housekeeping/Maintenance: 384
- o Total Employee Payroll: \$246,592,000
- o Estimated State Income Taxes Paid by Employees: \$13,624,200

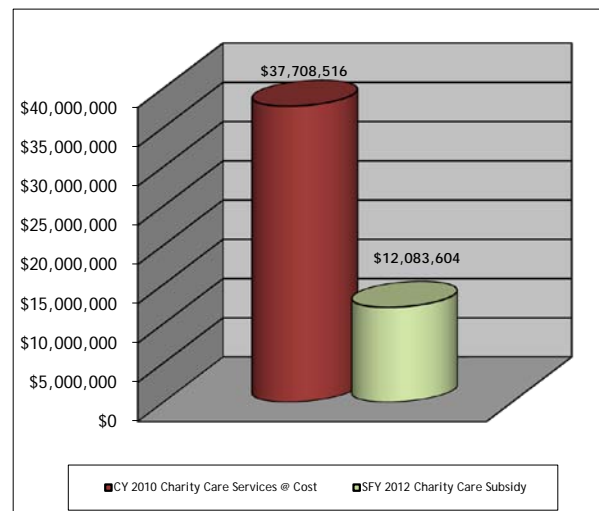
Annual Contributions as a Healthcare Safety Net

- o Hospitals also give back to the community by serving as the primary source of medical services for the state's 1.3 million uninsured, thus serving as the healthcare safety net for the most needy at a cost of over \$1.3 billion annually.
- o In 2010, uninsured patients presented at Burlington County Hospitals on 43,334 occasions.
- o Hospitals provide a forum for non-salaried physicians to deliver services related to their individual practices.
- o New Jersey's general hospitals are almost exclusively not-for-profit entities — any excess revenue over expenses is returned to the community in the form of new medical technology, expanded hospital services, maintenance and expansion of physical infrastructure and the enhanced ability to hire & maintain skilled workforce.

Annual Taxes

- o Burlington County Hospitals pay in excess of \$4,925,800 annually in taxes including:
 - 0.53 Percent Assessment: \$4,070,700
 - Adjusted Admissions Assessment: \$628,300
 - Newborn Screening Fees: \$226,900
 - Other assessments such as New Jersey Poison Information & Education System (NJPIES) and Maternal and Child Health Consortium Assessment
 - In addition, hospitals routinely support their local municipalities through special payments in lieu of taxes.

SFY 2012 Charity Care Subsidy Shortfall



Camden County Hospitals

Annual Contributions to the Local and State Economy

- o Total Expenditures: \$1,554,998,000
- o Purchased Services of \$149,902,000:
 - Contracted Labor: \$75,769,000
 - Pharmaceutical Drugs: \$43,329,000
 - Dietary/Laundry/Housekeeping Supplies: \$8,799,000
 - Building Supplies: \$324,000
 - Utilities: \$21,681,000 including:
 - \$15,048,000 in Electric
 - \$3,699,000 in Oil & Gas
 - \$2,934,000 in Water/Sewage/Disposal
- o 8,890 full-time equivalent jobs, including:
 - Nursing: 2,399
 - Therapy: 313
 - Radiology: 405
 - Pharmacy: 174
 - Pathology and Laboratory: 386
 - Dietary/Housekeeping/Maintenance: 858
- o Total Employee Payroll: \$598,330,000
- o Estimated State Income Taxes Paid by Employees: \$33,057,700

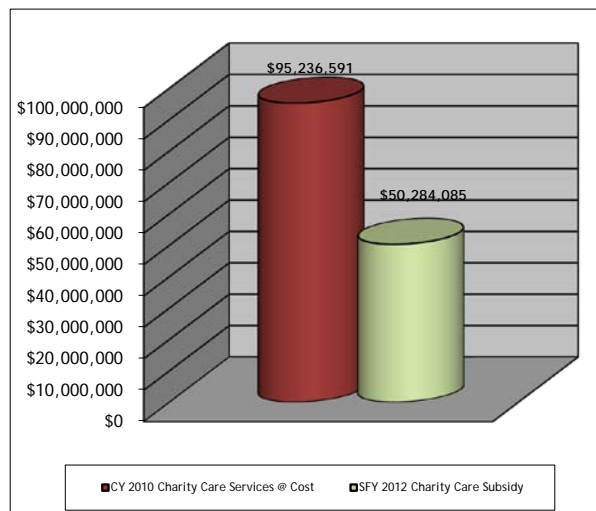
Annual Contributions as a Healthcare Safety Net

- o Hospitals also give back to the community by serving as the primary source of medical services for the state's 1.3 million uninsured, thus serving as the healthcare safety net for the most needy at a cost of over \$1.3 billion annually.
- o In 2010, uninsured patients presented at Camden County Hospitals on 123,287 occasions.
- o Hospitals provide a forum for non-salaried physicians to deliver services related to their individual practices.
- o New Jersey's general hospitals are almost exclusively not-for-profit entities — any excess revenue over expenses is returned to the community in the form of new medical technology, expanded hospital services, maintenance and expansion of physical infrastructure and the enhanced ability to hire & maintain skilled workforce.

Annual Taxes

- o Camden County Hospitals pay in excess of \$10,671,400 annually in taxes including:
 - 0.53 Percent Assessment: \$8,514,900
 - Adjusted Admissions Assessment: \$1,256,700
 - Newborn Screening Fees: \$899,700
 - Other assessments such as New Jersey Poison Information & Education System (NJPIES) and Maternal and Child Health Consortium Assessment
 - In addition, hospitals routinely support their local municipalities through special payments in lieu of taxes.

SFY 2012 Charity Care Subsidy Shortfall



Cape May County Hospitals

Annual Contributions to the Local and State Economy

- o Total Expenditures: \$114,327,000
- o Purchased Services of \$16,657,000:
 - Contracted Labor: \$9,614,000
 - Pharmaceutical Drugs: \$3,912,000
 - Dietary/Laundry/Housekeeping Supplies: \$721,000
 - Building Supplies: \$18,000
 - Utilities: \$2,392,000 including:
 - \$1,534,000 in Electric
 - \$495,000 in Oil & Gas
 - \$363,000 in Water/Sewage/Disposal
- o 817 full-time equivalent jobs, including:
 - Nursing: 209
 - Therapy: 38
 - Radiology: 59
 - Pharmacy: 18
 - Pathology and Laboratory: 49
 - Dietary/Housekeeping/Maintenance: 63
- o Total Employee Payroll: \$48,147,000
- o Estimated State Income Taxes Paid by Employees: \$2,660,100

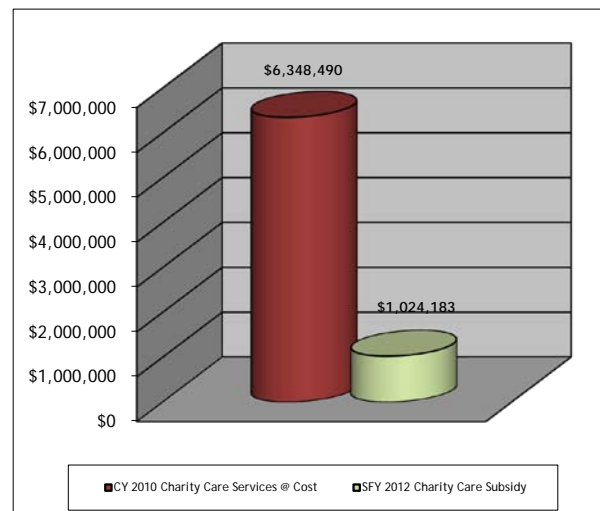
Annual Contributions as a Healthcare Safety Net

- o Hospitals also give back to the community by serving as the primary source of medical services for the state's 1.3 million uninsured, thus serving as the healthcare safety net for the most needy at a cost of over \$1.3 billion annually.
- o In 2010, uninsured patients presented at Cape May County Hospitals on 22,884 occasions.
- o Hospitals provide a forum for non-salaried physicians to deliver services related to their individual practices.
- o New Jersey's general hospitals are almost exclusively not-for-profit entities — any excess revenue over expenses is returned to the community in the form of new medical technology, expanded hospital services, maintenance and expansion of physical infrastructure and the enhanced ability to hire & maintain skilled workforce.

Annual Taxes

- o Cape May County Hospitals pay in excess of \$824,500 annually in taxes including:
 - 0.53 Percent Assessment: \$601,300
 - Adjusted Admissions Assessment: \$173,800
 - Newborn Screening Fees: \$49,400
 - Other assessments such as New Jersey Poison Information & Education System (NJPIES) and Maternal and Child Health Consortium Assessment
 - In addition, hospitals routinely support their local municipalities through special payments in lieu of taxes.

SFY 2012 Charity Care Subsidy Shortfall



Cumberland County Hospitals

Annual Contributions to the Local and State Economy

- o Total Expenditures: \$279,369,000
- o Purchased Services of \$30,086,000:
 - Contracted Labor: \$16,285,000
 - Pharmaceutical Drugs: \$5,999,000
 - Dietary/Laundry/Housekeeping Supplies: \$2,455,000
 - Building Supplies: \$33,000
 - Utilities: \$5,314,000 including:
 - \$3,504,000 in Electric
 - \$1,328,000 in Oil & Gas
 - \$482,000 in Water/Sewage/Disposal
- o 2,036 full-time equivalent jobs, including:
 - Nursing: 567
 - Therapy: 42
 - Radiology: 157
 - Pharmacy: 31
 - Pathology and Laboratory: 107
 - Dietary/Housekeeping/Maintenance: 204
- o Total Employee Payroll: \$122,490,000
- o Estimated State Income Taxes Paid by Employees: \$6,767,600

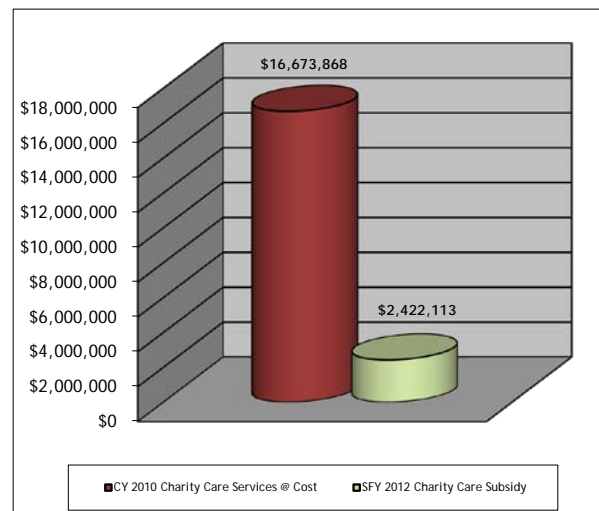
Annual Contributions as a Healthcare Safety Net

- o Hospitals also give back to the community by serving as the primary source of medical services for the state's 1.3 million uninsured, thus serving as the healthcare safety net for the most needy at a cost of over \$1.3 billion annually.
- o In 2010, uninsured patients presented at Cumberland County Hospitals on 53,119 occasions.
- o Hospitals provide a forum for non-salaried physicians to deliver services related to their individual practices.
- o New Jersey's general hospitals are almost exclusively not-for-profit entities — any excess revenue over expenses is returned to the community in the form of new medical technology, expanded hospital services, maintenance and expansion of physical infrastructure and the enhanced ability to hire & maintain skilled workforce.

Annual Taxes

- o Cumberland County Hospitals pay in excess of \$2,112,900 annually in taxes including:
 - 0.53 Percent Assessment: \$1,526,000
 - Adjusted Admissions Assessment: \$351,900
 - Newborn Screening Fees: \$234,900
 - Other assessments such as New Jersey Poison Information & Education System (NJPIES) and Maternal and Child Health Consortium Assessment
 - In addition, hospitals routinely support their local municipalities through special payments in lieu of taxes.

SFY 2012 Charity Care Subsidy Shortfall



Essex County Hospitals

Annual Contributions to the Local and State Economy

- o Total Expenditures: \$2,607,459,000
- o Purchased Services of \$352,788,000:
 - Contracted Labor: \$185,379,000
 - Pharmaceutical Drugs: \$114,982,000
 - Dietary/Laundry/Housekeeping Supplies: \$11,547,000
 - Building Supplies: \$3,816,000
 - Utilities: \$37,064,000 including:
 - \$19,477,000 in Electric
 - \$10,782,000 in Oil & Gas
 - \$6,805,000 in Water/Sewage/Disposal
- o 14,076 full-time equivalent jobs, including:
 - Nursing: 3,866
 - Therapy: 421
 - Radiology: 655
 - Pharmacy: 286
 - Pathology and Laboratory: 632
 - Dietary/Housekeeping/Maintenance: 935
- o Total Employee Payroll: \$1,044,004,000
- o Estimated State Income Taxes Paid by Employees: \$57,681,200

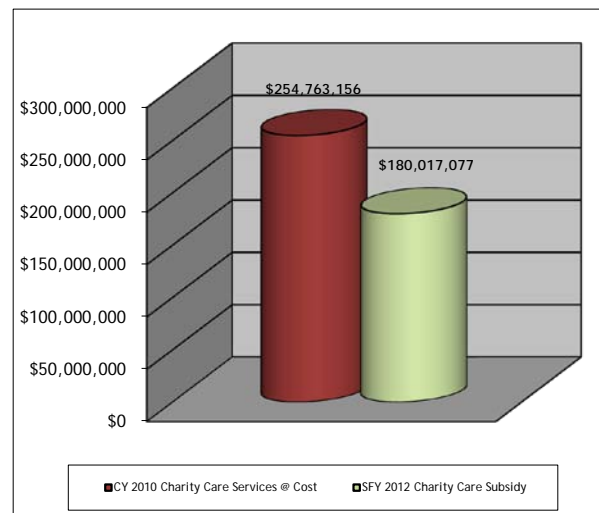
Annual Contributions as a Healthcare Safety Net

- o Hospitals also give back to the community by serving as the primary source of medical services for the state's 1.3 million uninsured, thus serving as the healthcare safety net for the most needy at a cost of over \$1.3 billion annually.
- o In 2010, uninsured patients presented at Essex County Hospitals on 558,546 occasions.
- o Hospitals provide a forum for non-salaried physicians to deliver services related to their individual practices.
- o New Jersey's general hospitals are almost exclusively not-for-profit entities — any excess revenue over expenses is returned to the community in the form of new medical technology, expanded hospital services, maintenance and expansion of physical infrastructure and the enhanced ability to hire & maintain skilled workforce.

Annual Taxes

- o Essex County Hospitals pay in excess of \$17,344,700 annually in taxes including:
 - 0.53 Percent Assessment: \$14,208,700
 - Adjusted Admissions Assessment: \$1,941,400
 - Newborn Screening Fees: \$1,194,600
 - Other assessments such as New Jersey Poison Information & Education System (NJPIES) and Maternal and Child Health Consortium Assessment
 - In addition, hospitals routinely support their local municipalities through special payments in lieu of taxes.

SFY 2012 Charity Care Subsidy Shortfall



Gloucester County Hospitals

Annual Contributions to the Local and State Economy

- o Total Expenditures: \$385,916,000
- o Purchased Services of \$53,935,000:
 - Contracted Labor: \$29,658,000
 - Pharmaceutical Drugs: \$14,694,000
 - Dietary/Laundry/Housekeeping Supplies: \$2,528,000
 - Building Supplies: \$22,000
 - Utilities: \$7,033,000 including:
 - \$4,856,000 in Electric
 - \$1,286,000 in Oil & Gas
 - \$891,000 in Water/Sewage/Disposal
- o 2,559 full-time equivalent jobs, including:
 - Nursing: 723
 - Therapy: 75
 - Radiology: 172
 - Pharmacy: 52
 - Pathology and Laboratory: 117
 - Dietary/Housekeeping/Maintenance: 256
- o Total Employee Payroll: \$153,683,000
- o Estimated State Income Taxes Paid by Employees: \$8,491,000

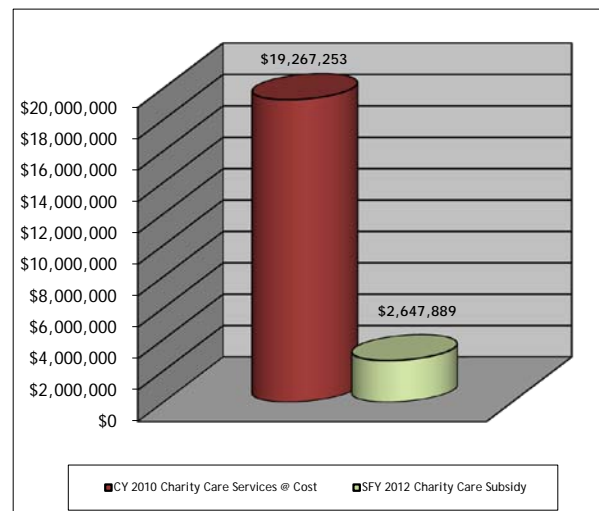
Annual Contributions as a Healthcare Safety Net

- o Hospitals also give back to the community by serving as the primary source of medical services for the state's 1.3 million uninsured, thus serving as the healthcare safety net for the most needy at a cost of over \$1.3 billion annually.
- o In 2010, uninsured patients presented at Gloucester County Hospitals on 29,573 occasions.
- o Hospitals provide a forum for non-salaried physicians to deliver services related to their individual practices.
- o New Jersey's general hospitals are almost exclusively not-for-profit entities — any excess revenue over expenses is returned to the community in the form of new medical technology, expanded hospital services, maintenance and expansion of physical infrastructure and the enhanced ability to hire & maintain skilled workforce.

Annual Taxes

- o Gloucester County Hospitals pay in excess of \$2,763,900 annually in taxes including:
 - 0.53 Percent Assessment: \$2,130,100
 - Adjusted Admissions Assessment: \$438,200
 - Newborn Screening Fees: \$195,700
 - Other assessments such as New Jersey Poison Information & Education System (NJPIES) and Maternal and Child Health Consortium Assessment
 - In addition, hospitals routinely support their local municipalities through special payments in lieu of taxes.

SFY 2012 Charity Care Subsidy Shortfall



Hudson County Hospitals

Annual Contributions to the Local and State Economy

- o Total Expenditures: \$971,298,000
- o Purchased Services of \$168,337,000:
 - Contracted Labor: \$114,520,000
 - Pharmaceutical Drugs: \$32,651,000
 - Dietary/Laundry/Housekeeping Supplies: \$7,387,000
 - Building Supplies: \$1,427,000
 - Utilities: \$12,352,000 including:
 - \$8,820,000 in Electric
 - \$1,927,000 in Oil & Gas
 - \$1,605,000 in Water/Sewage/Disposal
- o 5,918 full-time equivalent jobs, including:
 - Nursing: 1,727
 - Therapy: 203
 - Radiology: 263
 - Pharmacy: 122
 - Pathology and Laboratory: 214
 - Dietary/Housekeeping/Maintenance: 679
- o Total Employee Payroll: \$379,716,000
- o Estimated State Income Taxes Paid by Employees: \$20,979,300

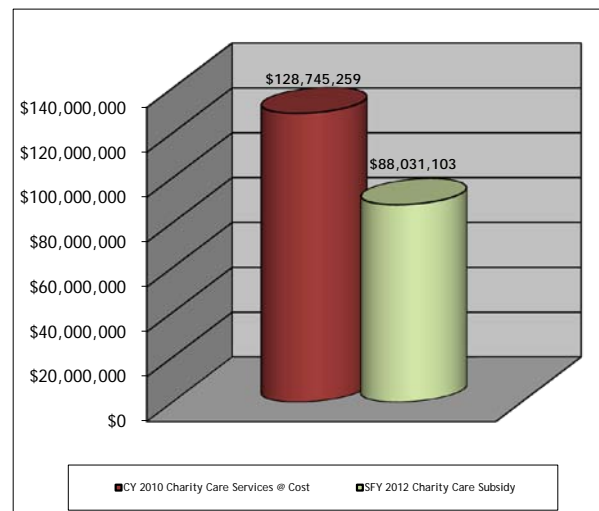
Annual Contributions as a Healthcare Safety Net

- o Hospitals also give back to the community by serving as the primary source of medical services for the state's 1.3 million uninsured, thus serving as the healthcare safety net for the most needy at a cost of over \$1.3 billion annually.
- o In 2010, uninsured patients presented at Hudson County Hospitals on 204,231 occasions.
- o Hospitals provide a forum for non-salaried physicians to deliver services related to their individual practices.
- o New Jersey's general hospitals are almost exclusively not-for-profit entities — any excess revenue over expenses is returned to the community in the form of new medical technology, expanded hospital services, maintenance and expansion of physical infrastructure and the enhanced ability to hire & maintain skilled workforce.

Annual Taxes

- o Hudson County Hospitals pay in excess of \$6,575,300 annually in taxes including:
 - 0.53 Percent Assessment: \$5,078,100
 - Adjusted Admissions Assessment: \$935,400
 - Newborn Screening Fees: \$561,800
 - Other assessments such as New Jersey Poison Information & Education System (NJPIES) and Maternal and Child Health Consortium Assessment
 - In addition, hospitals routinely support their local municipalities through special payments in lieu of taxes.

SFY 2012 Charity Care Subsidy Shortfall



Hunterdon County Hospitals

Annual Contributions to the Local and State Economy

- o Total Expenditures: \$226,811,000
- o Purchased Services of \$13,846,000:
 - Contracted Labor: \$3,633,000
 - Pharmaceutical Drugs: \$5,415,000
 - Dietary/Laundry/Housekeeping Supplies: \$907,000
 - Building Supplies: \$223,000
 - Utilities: \$3,668,000 including:
 - \$2,646,000 in Electric
 - \$721,000 in Oil & Gas
 - \$301,000 in Water/Sewage/Disposal
- o 1,599 full-time equivalent jobs, including:
 - Nursing: 253
 - Therapy: 64
 - Radiology: 77
 - Pharmacy: 27
 - Pathology and Laboratory: 65
 - Dietary/Housekeeping/Maintenance: 129
- o Total Employee Payroll: \$104,785,000
- o Estimated State Income Taxes Paid by Employees: \$5,789,400

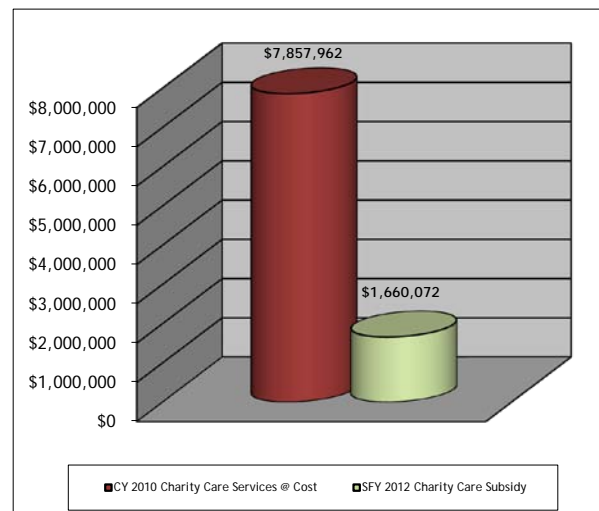
Annual Contributions as a Healthcare Safety Net

- o Hospitals also give back to the community by serving as the primary source of medical services for the state's 1.3 million uninsured, thus serving as the healthcare safety net for the most needy at a cost of over \$1.3 billion annually.
- o In 2010, uninsured patients presented at Hunterdon County Hospitals on 31,064 occasions.
- o Hospitals provide a forum for non-salaried physicians to deliver services related to their individual practices.
- o New Jersey's general hospitals are almost exclusively not-for-profit entities — any excess revenue over expenses is returned to the community in the form of new medical technology, expanded hospital services, maintenance and expansion of physical infrastructure and the enhanced ability to hire & maintain skilled workforce.

Annual Taxes

- o Hunterdon County Hospitals pay in excess of \$1,573,500 annually in taxes including:
 - 0.53 Percent Assessment: \$1,254,000
 - Adjusted Admissions Assessment: \$223,100
 - Newborn Screening Fees: \$96,400
 - Other assessments such as New Jersey Poison Information & Education System (NJPIES) and Maternal and Child Health Consortium Assessment
 - In addition, hospitals routinely support their local municipalities through special payments in lieu of taxes.

SFY 2012 Charity Care Subsidy Shortfall



Mercer County Hospitals

Annual Contributions to the Local and State Economy

- o Total Expenditures: \$1,043,871,000
- o Purchased Services of \$117,112,000:
 - Contracted Labor: \$52,756,000
 - Pharmaceutical Drugs: \$37,441,000
 - Dietary/Laundry/Housekeeping Supplies: \$7,287,000
 - Building Supplies: \$274,000
 - Utilities: \$19,354,000 including:
 - \$13,510,000 in Electric
 - \$3,517,000 in Oil & Gas
 - \$2,378,000 in Water/Sewage/Disposal
- o 6,559 full-time equivalent jobs, including:
 - Nursing: 1,756
 - Therapy: 248
 - Radiology: 369
 - Pharmacy: 147
 - Pathology and Laboratory: 270
 - Dietary/Housekeeping/Maintenance: 606
- o Total Employee Payroll: \$448,314,000
- o Estimated State Income Taxes Paid by Employees: \$24,769,300

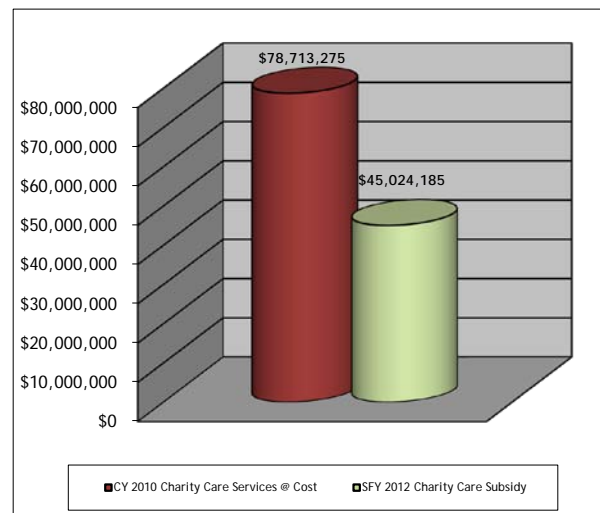
Annual Contributions as a Healthcare Safety Net

- o Hospitals also give back to the community by serving as the primary source of medical services for the state's 1.3 million uninsured, thus serving as the healthcare safety net for the most needy at a cost of over \$1.3 billion annually.
- o In 2010, uninsured patients presented at Mercer County Hospitals on 180,409 occasions.
- o Hospitals provide a forum for non-salaried physicians to deliver services related to their individual practices.
- o New Jersey's general hospitals are almost exclusively not-for-profit entities — any excess revenue over expenses is returned to the community in the form of new medical technology, expanded hospital services, maintenance and expansion of physical infrastructure and the enhanced ability to hire & maintain skilled workforce.

Annual Taxes

- o Mercer County Hospitals pay in excess of \$7,365,800 annually in taxes including:
 - 0.53 Percent Assessment: \$5,818,100
 - Adjusted Admissions Assessment: \$1,091,800
 - Newborn Screening Fees: \$455,900
 - Other assessments such as New Jersey Poison Information & Education System (NJPIES) and Maternal and Child Health Consortium Assessment
 - In addition, hospitals routinely support their local municipalities through special payments in lieu of taxes.

SFY 2012 Charity Care Subsidy Shortfall



Middlesex County Hospitals

Annual Contributions to the Local and State Economy

- o Total Expenditures: \$1,728,609,000
- o Purchased Services of \$217,840,000:
 - Contracted Labor: \$87,258,000
 - Pharmaceutical Drugs: \$88,784,000
 - Dietary/Laundry/Housekeeping Supplies: \$13,046,000
 - Building Supplies: \$816,000
 - Utilities: \$27,936,000 including:
 - \$18,500,000 in Electric
 - \$6,025,000 in Oil & Gas
 - \$3,415,000 in Water/Sewage/Disposal
- o 10,738 full-time equivalent jobs, including:
 - Nursing: 3,057
 - Therapy: 267
 - Radiology: 503
 - Pharmacy: 232
 - Pathology and Laboratory: 479
 - Dietary/Housekeeping/Maintenance: 1,156
- o Total Employee Payroll: \$711,600,000
- o Estimated State Income Taxes Paid by Employees: \$39,315,900

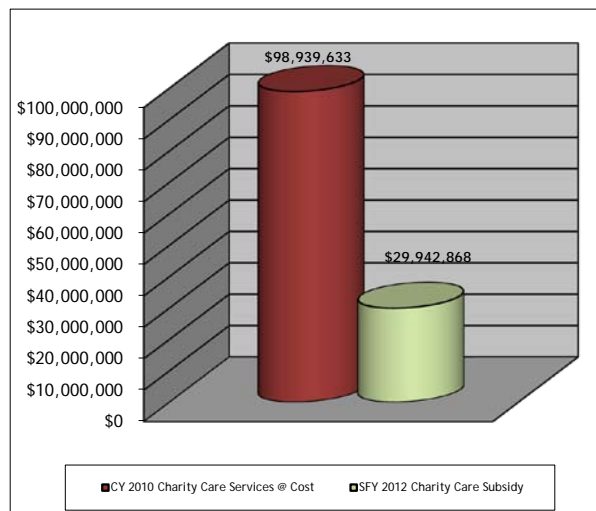
Annual Contributions as a Healthcare Safety Net

- o Hospitals also give back to the community by serving as the primary source of medical services for the state's 1.3 million uninsured, thus serving as the healthcare safety net for the most needy at a cost of over \$1.3 billion annually.
- o In 2010, uninsured patients presented at Middlesex County Hospitals on 141,217 occasions.
- o Hospitals provide a forum for non-salaried physicians to deliver services related to their individual practices.
- o New Jersey's general hospitals are almost exclusively not-for-profit entities — any excess revenue over expenses is returned to the community in the form of new medical technology, expanded hospital services, maintenance and expansion of physical infrastructure and the enhanced ability to hire & maintain skilled workforce.

Annual Taxes

- o Middlesex County Hospitals pay in excess of \$11,543,100 annually in taxes including:
 - 0.53 Percent Assessment: \$9,163,600
 - Adjusted Admissions Assessment: \$1,432,900
 - Newborn Screening Fees: \$946,600
 - Other assessments such as New Jersey Poison Information & Education System (NJPIES) and Maternal and Child Health Consortium Assessment
 - In addition, hospitals routinely support their local municipalities through special payments in lieu of taxes.

SFY 2012 Charity Care Subsidy Shortfall



Monmouth County Hospitals

Annual Contributions to the Local and State Economy

- o Total Expenditures: \$1,346,882,000
- o Purchased Services of \$157,802,000:
 - Contracted Labor: \$59,139,000
 - Pharmaceutical Drugs: \$58,475,000
 - Dietary/Laundry/Housekeeping Supplies: \$12,281,000
 - Building Supplies: \$1,663,000
 - Utilities: \$26,244,000 including:
 - \$16,170,000 in Electric
 - \$7,244,000 in Oil & Gas
 - \$2,830,000 in Water/Sewage/Disposal
- o 8,188 full-time equivalent jobs, including:
 - Nursing: 2,319
 - Therapy: 266
 - Radiology: 457
 - Pharmacy: 192
 - Pathology and Laboratory: 327
 - Dietary/Housekeeping/Maintenance: 803
- o Total Employee Payroll: \$519,739,000
- o Estimated State Income Taxes Paid by Employees: \$28,715,600

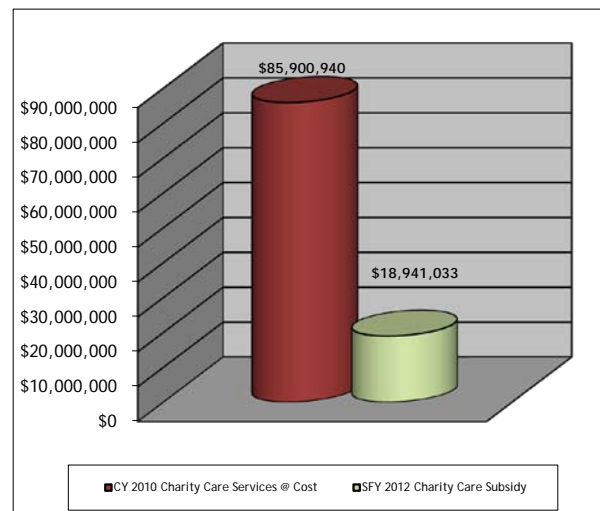
Annual Contributions as a Healthcare Safety Net

- o Hospitals also give back to the community by serving as the primary source of medical services for the state's 1.3 million uninsured, thus serving as the healthcare safety net for the most needy at a cost of over \$1.3 billion annually.
- o In 2010, uninsured patients presented at Monmouth County Hospitals on 163,973 occasions.
- o Hospitals provide a forum for non-salaried physicians to deliver services related to their individual practices.
- o New Jersey's general hospitals are almost exclusively not-for-profit entities — any excess revenue over expenses is returned to the community in the form of new medical technology, expanded hospital services, maintenance and expansion of physical infrastructure and the enhanced ability to hire & maintain skilled workforce.

Annual Taxes

- o Monmouth County Hospitals pay in excess of \$9,754,600 annually in taxes including:
 - 0.53 Percent Assessment: \$7,462,400
 - Adjusted Admissions Assessment: \$1,483,000
 - Newborn Screening Fees: \$809,200
 - Other assessments such as New Jersey Poison Information & Education System (NJPIES) and Maternal and Child Health Consortium Assessment
 - In addition, hospitals routinely support their local municipalities through special payments in lieu of taxes.

SFY 2012 Charity Care Subsidy Shortfall



Morris County Hospitals

Annual Contributions to the Local and State Economy

- o Total Expenditures: \$1,171,442,000
- o Purchased Services of \$121,034,000:
 - Contracted Labor: \$44,504,000
 - Pharmaceutical Drugs: \$46,096,000
 - Dietary/Laundry/Housekeeping Supplies: \$7,518,000
 - Building Supplies: \$649,000
 - Utilities: \$22,267,000 including:
 - \$13,407,000 in Electric
 - \$6,006,000 in Oil & Gas
 - \$2,854,000 in Water/Sewage/Disposal
- o 7,767 full-time equivalent jobs, including:
 - Nursing: 1,814
 - Therapy: 333
 - Radiology: 414
 - Pharmacy: 158
 - Pathology and Laboratory: 279
 - Dietary/Housekeeping/Maintenance: 766
- o Total Employee Payroll: \$513,799,000
- o Estimated State Income Taxes Paid by Employees: \$28,387,400

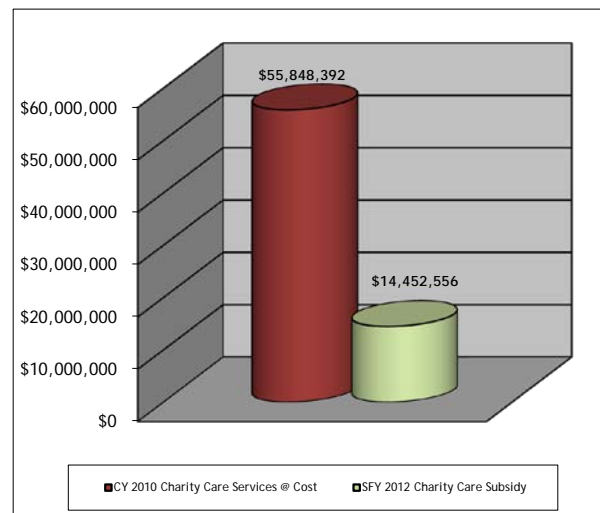
Annual Contributions as a Healthcare Safety Net

- o Hospitals also give back to the community by serving as the primary source of medical services for the state's 1.3 million uninsured, thus serving as the healthcare safety net for the most needy at a cost of over \$1.3 billion annually.
- o In 2010, uninsured patients presented at Morris County Hospitals on 102,158 occasions.
- o Hospitals provide a forum for non-salaried physicians to deliver services related to their individual practices.
- o New Jersey's general hospitals are almost exclusively not-for-profit entities — any excess revenue over expenses is returned to the community in the form of new medical technology, expanded hospital services, maintenance and expansion of physical infrastructure and the enhanced ability to hire & maintain skilled workforce.

Annual Taxes

- o Morris County Hospitals pay in excess of \$7,865,100 annually in taxes including:
 - 0.53 Percent Assessment: \$6,262,200
 - Adjusted Admissions Assessment: \$1,045,400
 - Newborn Screening Fees: \$557,500
 - Other assessments such as New Jersey Poison Information & Education System (NJPIES) and Maternal and Child Health Consortium Assessment
 - In addition, hospitals routinely support their local municipalities through special payments in lieu of taxes.

SFY 2012 Charity Care Subsidy Shortfall



Ocean County Hospitals

Annual Contributions to the Local and State Economy

- o Total Expenditures: \$813,997,000
- o Purchased Services of \$133,358,000:
 - Contracted Labor: \$65,385,000
 - Pharmaceutical Drugs: \$44,653,000
 - Dietary/Laundry/Housekeeping Supplies: \$7,210,000
 - Building Supplies: \$826,000
 - Utilities: \$15,284,000 including:
 - \$9,914,000 in Electric
 - \$3,203,000 in Oil & Gas
 - \$2,167,000 in Water/Sewage/Disposal
- o 5,206 full-time equivalent jobs, including:
 - Nursing: 1,518
 - Therapy: 218
 - Radiology: 363
 - Pharmacy: 155
 - Pathology and Laboratory: 248
 - Dietary/Housekeeping/Maintenance: 480
- o Total Employee Payroll: \$324,081,000
- o Estimated State Income Taxes Paid by Employees: \$17,905,500

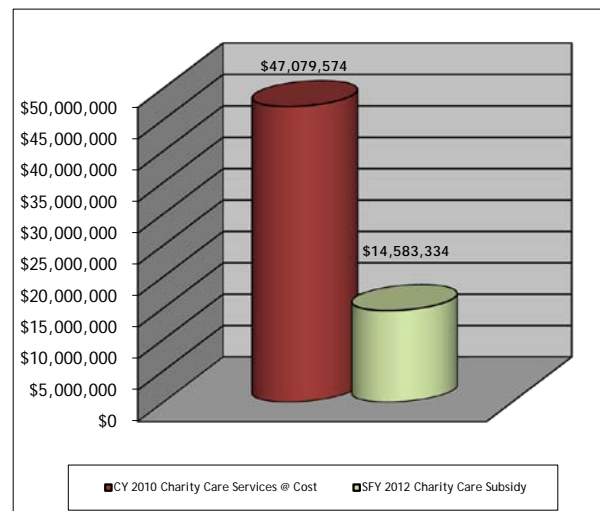
Annual Contributions as a Healthcare Safety Net

- o Hospitals also give back to the community by serving as the primary source of medical services for the state's 1.3 million uninsured, thus serving as the healthcare safety net for the most needy at a cost of over \$1.3 billion annually.
- o In 2010, uninsured patients presented at Ocean County Hospitals on 78,832 occasions.
- o Hospitals provide a forum for non-salaried physicians to deliver services related to their individual practices.
- o New Jersey's general hospitals are almost exclusively not-for-profit entities — any excess revenue over expenses is returned to the community in the form of new medical technology, expanded hospital services, maintenance and expansion of physical infrastructure and the enhanced ability to hire & maintain skilled workforce.

Annual Taxes

- o Ocean County Hospitals pay in excess of \$5,753,600 annually in taxes including:
 - 0.53 Percent Assessment: \$4,398,000
 - Adjusted Admissions Assessment: \$959,800
 - Newborn Screening Fees: \$395,800
 - Other assessments such as New Jersey Poison Information & Education System (NJPIES) and Maternal and Child Health Consortium Assessment
 - In addition, hospitals routinely support their local municipalities through special payments in lieu of taxes.

SFY 2012 Charity Care Subsidy Shortfall



Passaic County Hospitals

Annual Contributions to the Local and State Economy

- o Total Expenditures: \$637,068,000
- o Purchased Services of \$95,988,000:
 - Contracted Labor: \$53,606,000
 - Pharmaceutical Drugs: \$28,129,000
 - Dietary/Laundry/Housekeeping Supplies: \$3,357,000
 - Building Supplies: \$714,000
 - Utilities: \$10,182,000 including:
 - \$6,643,000 in Electric
 - \$2,660,000 in Oil & Gas
 - \$879,000 in Water/Sewage/Disposal
- o 4,661 full-time equivalent jobs, including:
 - Nursing: 1,197
 - Therapy: 140
 - Radiology: 236
 - Pharmacy: 108
 - Pathology and Laboratory: 147
 - Dietary/Housekeeping/Maintenance: 340
- o Total Employee Payroll: \$309,116,000
- o Estimated State Income Taxes Paid by Employees: \$17,078,700

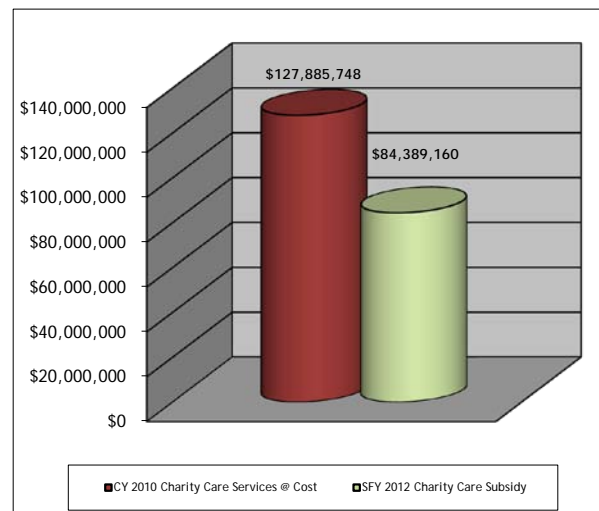
Annual Contributions as a Healthcare Safety Net

- o Hospitals also give back to the community by serving as the primary source of medical services for the state's 1.3 million uninsured, thus serving as the healthcare safety net for the most needy at a cost of over \$1.3 billion annually.
- o In 2010, uninsured patients presented at Passaic County Hospitals on 220,583 occasions.
- o Hospitals provide a forum for non-salaried physicians to deliver services related to their individual practices.
- o New Jersey's general hospitals are almost exclusively not-for-profit entities — any excess revenue over expenses is returned to the community in the form of new medical technology, expanded hospital services, maintenance and expansion of physical infrastructure and the enhanced ability to hire & maintain skilled workforce.

Annual Taxes

- o Passaic County Hospitals pay in excess of \$4,332,500 annually in taxes including:
 - 0.53 Percent Assessment: \$3,338,500
 - Adjusted Admissions Assessment: \$614,500
 - Newborn Screening Fees: \$379,400
 - Other assessments such as New Jersey Poison Information & Education System (NJPIES) and Maternal and Child Health Consortium Assessment
 - In addition, hospitals routinely support their local municipalities through special payments in lieu of taxes.

SFY 2012 Charity Care Subsidy Shortfall



Salem County Hospitals

Annual Contributions to the Local and State Economy

- o Total Expenditures: \$129,675,000
- o Purchased Services of \$17,177,000:
 - Contracted Labor: \$11,398,000
 - Pharmaceutical Drugs: \$2,448,000
 - Dietary/Laundry/Housekeeping Supplies: \$589,000
 - Building Supplies: \$60,000
 - Utilities: \$2,682,000 including:
 - \$1,869,000 in Electric
 - \$473,000 in Oil & Gas
 - \$340,000 in Water/Sewage/Disposal
- o 774 full-time equivalent jobs, including:
 - Nursing: 201
 - Therapy: 31
 - Radiology: 60
 - Pharmacy: 20
 - Pathology and Laboratory: 47
 - Dietary/Housekeeping/Maintenance: 76
- o Total Employee Payroll: \$46,520,000
- o Estimated State Income Taxes Paid by Employees: \$2,570,200

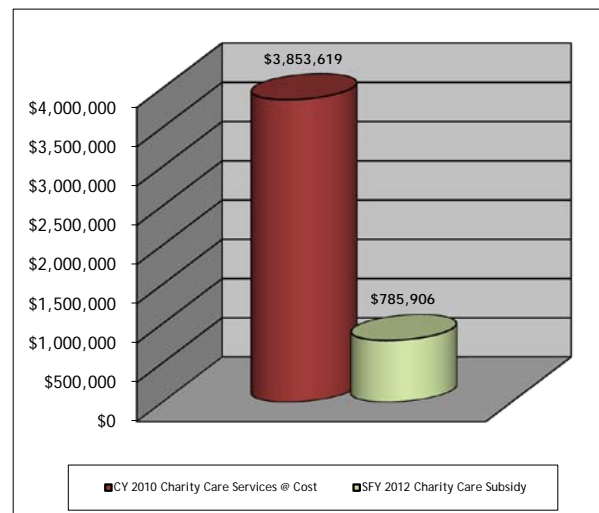
Annual Contributions as a Healthcare Safety Net

- o Hospitals also give back to the community by serving as the primary source of medical services for the state's 1.3 million uninsured, thus serving as the healthcare safety net for the most needy at a cost of over \$1.3 billion annually.
- o In 2010, uninsured patients presented at Salem County Hospitals on 10,358 occasions.
- o Hospitals provide a forum for non-salaried physicians to deliver services related to their individual practices.
- o New Jersey's general hospitals are almost exclusively not-for-profit entities — any excess revenue over expenses is returned to the community in the form of new medical technology, expanded hospital services, maintenance and expansion of physical infrastructure and the enhanced ability to hire & maintain skilled workforce.

Annual Taxes

- o Salem County Hospitals pay in excess of \$957,700 annually in taxes including:
 - 0.53 Percent Assessment: \$719,700
 - Adjusted Admissions Assessment: \$188,600
 - Newborn Screening Fees: \$49,400
 - Other assessments such as New Jersey Poison Information & Education System (NJPIES) and Maternal and Child Health Consortium Assessment
 - In addition, hospitals routinely support their local municipalities through special payments in lieu of taxes.

SFY 2012 Charity Care Subsidy Shortfall



Somerset County Hospitals

Annual Contributions to the Local and State Economy

- o Total Expenditures: \$260,602,000
- o Purchased Services of \$29,738,000:
 - Contracted Labor: \$12,265,000
 - Pharmaceutical Drugs: \$9,178,000
 - Dietary/Laundry/Housekeeping Supplies: \$2,848,000
 - Building Supplies: \$176,000
 - Utilities: \$5,271,000 including:
 - \$3,498,000 in Electric
 - \$1,097,000 in Oil & Gas
 - \$676,000 in Water/Sewage/Disposal
- o 1,776 full-time equivalent jobs, including:
 - Nursing: 433
 - Therapy: 67
 - Radiology: 112
 - Pharmacy: 38
 - Pathology and Laboratory: 90
 - Dietary/Housekeeping/Maintenance: 165
- o Total Employee Payroll: \$110,167,000
- o Estimated State Income Taxes Paid by Employees: \$6,086,700

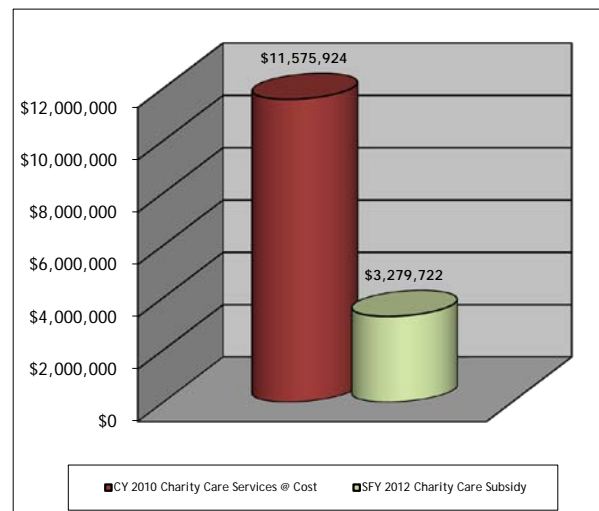
Annual Contributions as a Healthcare Safety Net

- o Hospitals also give back to the community by serving as the primary source of medical services for the state's 1.3 million uninsured, thus serving as the healthcare safety net for the most needy at a cost of over \$1.3 billion annually.
- o In 2010, uninsured patients presented at Somerset County Hospitals on 19,075 occasions.
- o Hospitals provide a forum for non-salaried physicians to deliver services related to their individual practices.
- o New Jersey's general hospitals are almost exclusively not-for-profit entities — any excess revenue over expenses is returned to the community in the form of new medical technology, expanded hospital services, maintenance and expansion of physical infrastructure and the enhanced ability to hire & maintain skilled workforce.

Annual Taxes

- o Somerset County Hospitals pay in excess of \$1,759,700 annually in taxes including:
 - 0.53 Percent Assessment: \$1,387,400
 - Adjusted Admissions Assessment: \$274,000
 - Newborn Screening Fees: \$98,300
 - Other assessments such as New Jersey Poison Information & Education System (NJPIES) and Maternal and Child Health Consortium Assessment
 - In addition, hospitals routinely support their local municipalities through special payments in lieu of taxes.

SFY 2012 Charity Care Subsidy Shortfall



Sussex County Hospitals

Annual Contributions to the Local and State Economy

- o Total Expenditures: \$149,287,000
- o Purchased Services of \$23,519,000:
 - Contracted Labor: \$15,385,000
 - Pharmaceutical Drugs: \$4,842,000
 - Dietary/Laundry/Housekeeping Supplies: \$335,000
 - Building Supplies: \$77,000
 - Utilities: \$2,880,000 including:
 - \$1,849,000 in Electric
 - \$542,000 in Oil & Gas
 - \$489,000 in Water/Sewage/Disposal
- o 989 full-time equivalent jobs, including:
 - Nursing: 278
 - Therapy: 46
 - Radiology: 46
 - Pharmacy: 17
 - Pathology and Laboratory: 60
 - Dietary/Housekeeping/Maintenance: 100
- o Total Employee Payroll: \$62,322,000
- o Estimated State Income Taxes Paid by Employees: \$3,443,300

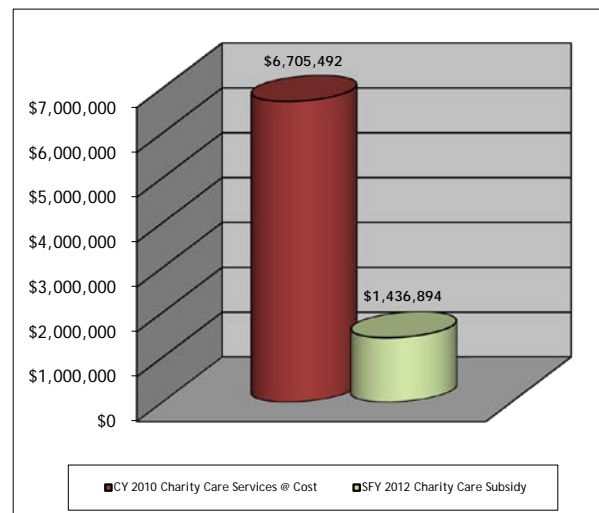
Annual Contributions as a Healthcare Safety Net

- o Hospitals also give back to the community by serving as the primary source of medical services for the state's 1.3 million uninsured, thus serving as the healthcare safety net for the most needy at a cost of over \$1.3 billion annually.
- o In 2010, uninsured patients presented at Sussex County Hospitals on 24,788 occasions.
- o Hospitals provide a forum for non-salaried physicians to deliver services related to their individual practices.
- o New Jersey's general hospitals are almost exclusively not-for-profit entities — any excess revenue over expenses is returned to the community in the form of new medical technology, expanded hospital services, maintenance and expansion of physical infrastructure and the enhanced ability to hire & maintain skilled workforce.

Annual Taxes

- o Sussex County Hospitals pay in excess of \$996,400 annually in taxes including:
 - 0.53 Percent Assessment: \$796,300
 - Adjusted Admissions Assessment: \$158,900
 - Newborn Screening Fees: \$41,200
 - Other assessments such as New Jersey Poison Information & Education System (NJPIES) and Maternal and Child Health Consortium Assessment
 - In addition, hospitals routinely support their local municipalities through special payments in lieu of taxes.

SFY 2012 Charity Care Subsidy Shortfall



Union County Hospitals

Annual Contributions to the Local and State Economy

- o Total Expenditures: \$858,081,000
- o Purchased Services of \$81,918,000:
 - Contracted Labor: \$24,622,000
 - Pharmaceutical Drugs: \$34,675,000
 - Dietary/Laundry/Housekeeping Supplies: \$7,447,000
 - Building Supplies: \$950,000
 - Utilities: \$14,224,000 including:
 - \$8,754,000 in Electric
 - \$3,516,000 in Oil & Gas
 - \$1,954,000 in Water/Sewage/Disposal
- o 5,875 full-time equivalent jobs, including:
 - Nursing: 1,425
 - Therapy: 190
 - Radiology: 289
 - Pharmacy: 105
 - Pathology and Laboratory: 177
 - Dietary/Housekeeping/Maintenance: 562
- o Total Employee Payroll: \$368,322,000
- o Estimated State Income Taxes Paid by Employees: \$20,349,800

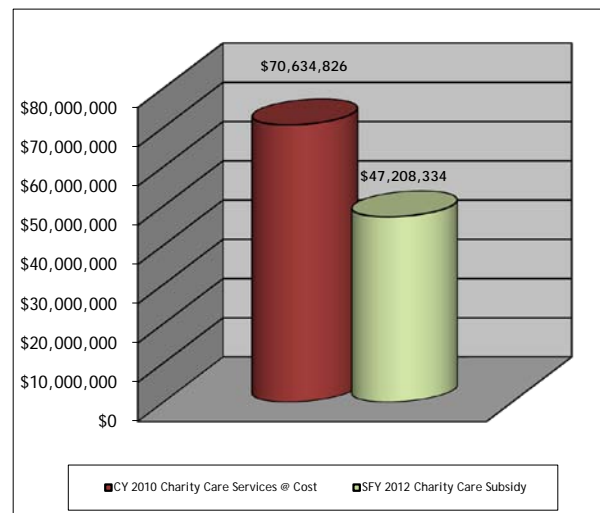
Annual Contributions as a Healthcare Safety Net

- o Hospitals also give back to the community by serving as the primary source of medical services for the state's 1.3 million uninsured, thus serving as the healthcare safety net for the most needy at a cost of over \$1.3 billion annually.
- o In 2010, uninsured patients presented at Union County Hospitals on 132,470 occasions.
- o Hospitals provide a forum for non-salaried physicians to deliver services related to their individual practices.
- o New Jersey's general hospitals are almost exclusively not-for-profit entities — any excess revenue over expenses is returned to the community in the form of new medical technology, expanded hospital services, maintenance and expansion of physical infrastructure and the enhanced ability to hire & maintain skilled workforce.

Annual Taxes

- o Union County Hospitals pay in excess of \$5,849,200 annually in taxes including:
 - 0.53 Percent Assessment: \$4,663,200
 - Adjusted Admissions Assessment: \$773,900
 - Newborn Screening Fees: \$412,100
 - Other assessments such as New Jersey Poison Information & Education System (NJPIES) and Maternal and Child Health Consortium Assessment
 - In addition, hospitals routinely support their local municipalities through special payments in lieu of taxes.

SFY 2012 Charity Care Subsidy Shortfall



Warren County Hospitals

Annual Contributions to the Local and State Economy

- o Total Expenditures: \$223,589,000
- o Purchased Services of \$33,275,000:
 - Contracted Labor: \$19,681,000
 - Pharmaceutical Drugs: \$7,768,000
 - Dietary/Laundry/Housekeeping Supplies: \$1,488,000
 - Building Supplies: \$565,000
 - Utilities: \$3,773,000 including:
 - \$2,543,000 in Electric
 - \$728,000 in Oil & Gas
 - \$502,000 in Water/Sewage/Disposal
- o 1,517 full-time equivalent jobs, including:
 - Nursing: 352
 - Therapy: 64
 - Radiology: 107
 - Pharmacy: 33
 - Pathology and Laboratory: 82
 - Dietary/Housekeeping/Maintenance: 174
- o Total Employee Payroll: \$85,051,000
- o Estimated State Income Taxes Paid by Employees: \$4,699,100

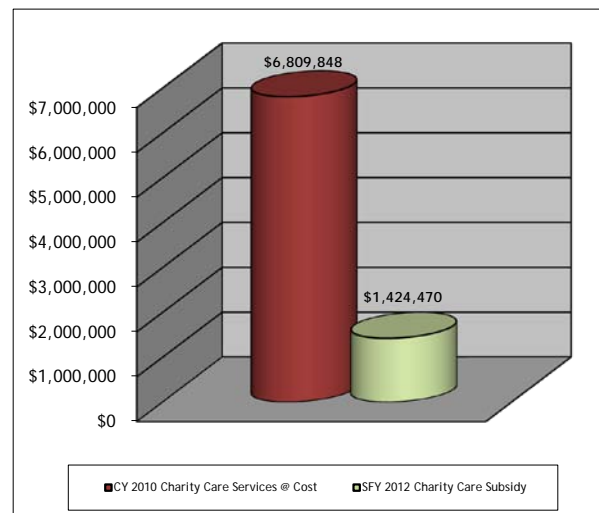
Annual Contributions as a Healthcare Safety Net

- o Hospitals also give back to the community by serving as the primary source of medical services for the state's 1.3 million uninsured, thus serving as the healthcare safety net for the most needy at a cost of over \$1.3 billion annually.
- o In 2010, uninsured patients presented at Warren County Hospitals on 30,883 occasions.
- o Hospitals provide a forum for non-salaried physicians to deliver services related to their individual practices.
- o New Jersey's general hospitals are almost exclusively not-for-profit entities — any excess revenue over expenses is returned to the community in the form of new medical technology, expanded hospital services, maintenance and expansion of physical infrastructure and the enhanced ability to hire & maintain skilled workforce.

Annual Taxes

- o Warren County Hospitals pay in excess of \$1,506,200 annually in taxes including:
 - 0.53 Percent Assessment: \$1,204,800
 - Adjusted Admissions Assessment: \$234,600
 - Newborn Screening Fees: \$66,800
 - Other assessments such as New Jersey Poison Information & Education System (NJPIES) and Maternal and Child Health Consortium Assessment
 - In addition, hospitals routinely support their local municipalities through special payments in lieu of taxes.

SFY 2012 Charity Care Subsidy Shortfall





NEW JERSEY HOSPITAL ASSOCIATION

760 Alexander Road, Princeton, NJ 08543

www.njha.com