

NEW JERSEY HOSPITAL ASSOCIATION

2023 ECONOMIC IMPACT REPORT



NEW JERSEY HOSPITAL ASSOCIATION

2023 ECONOMIC IMPACT REPORT

©2023 NEW JERSEY HOSPITAL ASSOCIATION

PUBLISHED BY: Health Economics | 760 Alexander Road, PO Box 1, Princeton, NJ 08543-0001

All rights reserved. No part of this publication may be reproduced in any form without the prior written permission of the publisher, the New Jersey Hospital Association (NJHA). NJHA is not responsible for any misprints, typographical or other errors, or any consequences caused as a result of the use of this publication. This publication is provided with the understanding that NJHA is not engaged in rendering any legal, accounting or other professional services and NJHA shall not be held liable for any circumstances arising out of its use. If legal advice or other expert assistance is required, the services of a competent professional should be sought. NJHA invites your comments and suggestions. Please direct all correspondence to the New Jersey Hospital Association, Health Economics, 760 Alexander Road, PO Box 1, Princeton, New Jersey 08543-0001. By telephone 609-275-4029, by fax 609-228-6062, or by e-mail at arazanica@njha.com.



Introduction

New Jersey hospitals are vital community anchors. Beyond their role protecting the health of New Jerseyans, hospitals serve as critical engines of their local economies. They are among the largest employers in their communities and support a host of local small businesses.

Our hospitals directly provide 154,500 full and part-time jobs and more than \$10 billion in annual salaries that support individuals, families and businesses statewide. These jobs provide a range of careers, such as food service, maintenance and housekeeping, in addition to clinicians.

New Jersey hospitals, both nonprofit and for-profit, provide comprehensive care to all who need it. The majority of New Jersey hospitals are not-for-profit entities that reinvest back into programs and services that meet the healthcare needs of their community. The state's for-profit hospitals also play a critical role in ensuring access to care in some of New Jersey's most economically challenged and medically underserved areas.

Nationwide, hospitals are confronting the burden of rising expenses, labor shortages, government underfunding and sicker patients. Despite these challenging times, New Jersey hospitals continue to support the health of their communities through essential services, charity care, community benefits and as vital sources of jobs, income taxes and spending that help stabilize their communities and support businesses across the state.

All told, New Jersey hospitals directly contributed \$29.5 billion to the state's economy during 2021. That total includes:

- 154,500 full and part-time jobs
- More than \$10 billion in total employee salaries, generating \$570 million in state income taxes
- \$4.6 billion in purchases and services from other businesses

These contributions have a ripple effect in jobs and economic benefits for the state, counties and Main Streets all across New Jersey. Each hospital job supports an additional 1.3 jobs across other businesses and industries, while the total multiplier impact to the state's economy driven by New Jersey hospitals and their employees reached \$66 billion in 2021.

The pages that follow detail the many economic contributions of New Jersey's hospitals. The information is presented statewide and for each of New Jersey's 21 counties. In addition, hospital-specific reports show the important contributions of hospitals to their local communities.

This report showcases the profound impact of New Jersey hospitals on the lives of residents and the state's economy. It highlights the compassion, dedication and economic contributions of these essential institutions and their employees.

About This Report

The information provided in this report was compiled by NJHA's Health Economics based on 2021 cost reports from 71 acute care hospitals filed with the New Jersey Department of Health, along with other publicly available data sources.

¹ *The goods and services hospitals purchase from other businesses create additional economic value for the community, as estimated through the use of "multipliers" by which spending in one sector affects other sectors. For employment, these ripple effects mean that each hospital job results in a total of 2.3 jobs in the overall economy as hospital employees use their wages to purchase goods and services, which in turn creates income and jobs for other businesses. Similarly, each dollar spent by a hospital results in a total of \$2.24 in overall economic output. New Jersey hospitals thus support approximately 355,000 total jobs and over \$66 billion in economic activity statewide.*

Source for multipliers: American Hospital Association, "Hospitals Remain Economic Pillars in Their Communities," Feb. 2022; analysis based on multipliers from the U.S. Bureau of Economic Analysis' Regional Input-Output Modeling System (BEA RIMS-II).

New Jersey Hospitals

ANNUAL CONTRIBUTIONS TO THE LOCAL AND STATE ECONOMY

Total Expenditures: \$29.5 billion

▪ **Total direct employment of 154,500 full- and part-time positions; 119,000 full-time equivalent jobs, including:**

Nursing:	31,856
Therapy:	4,547
Radiology:	6,837
Pharmacy:	2,950
Pathology and Laboratory:	4,145
Dietary/Housekeeping/Maintenance:	9,896

Total Employee Payroll: \$10.4 billion

Estimated State Income Taxes Paid by Employees: \$577 million

Effect on Jobs in Overall Economy¹..... 355,000

▪ **Purchased Services of \$4.6 billion, including:**

Contracted Labor: \$2.1 billion
Pharmaceutical Drugs: \$2.1 billion
Dietary/Laundry/Housekeeping Supplies: \$158 million
Building Supplies: \$40.5 million
Utilities: \$256 million including:
\$158 million in Electric
\$56 million in Oil & Gas
\$43 million in Water/Sewage/Disposal

Effect on Overall Economic Output¹..... \$66 billion

ANNUAL CONTRIBUTIONS AS A HEALTHCARE SAFETY NET

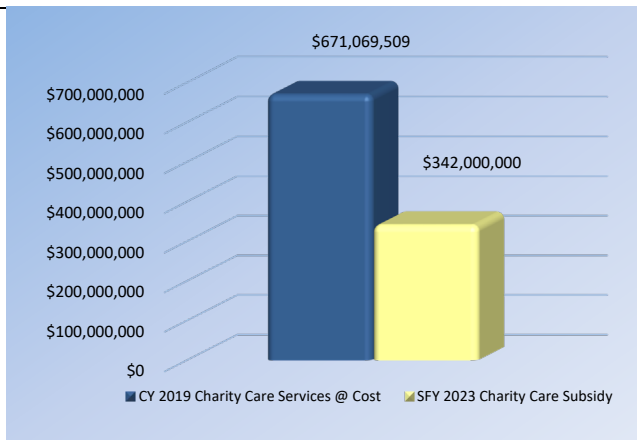
- Hospitals also give back to the community by serving as the primary source of medical services for the state's 657,000 uninsured, thus serving as the healthcare safety net for the most needy.
- In 2021, uninsured patients presented at New Jersey hospitals on 1.3 million occasions.
- New Jersey's general hospitals are predominantly not-for-profit entities — any excess revenue over expenses is returned to the community in the form of new medical technology, expanded hospital services, maintenance and expansion of physical infrastructure and the enhanced ability to hire and maintain skilled workforce.

ANNUAL TAXES

New Jersey hospitals pay in excess of \$200 million annually in taxes including:

- 0.53 Percent Assessment: \$166.7 million
- Adjusted Admissions Assessment: \$17.4 million
- Newborn Screening Fees: \$16 million
- Other assessments such as New Jersey Poison Information & Education System (NJPIES) and Maternal and Child Health Consortium Assessment
- In addition, hospitals support their local municipalities through voluntary, negotiated payments and in-kind contributions.

SFY 2023 CHARITY CARE SUBSIDY SHORTFALL



¹ The goods and services hospitals purchase from other businesses create additional economic value for the community, as estimated through the use of "multipliers" by which spending in one sector affects other sectors. For employment, these ripple effects mean that each hospital job results in a total of 2.3 jobs in the overall economy as hospital employees use their wages to purchase goods and services, which in turn creates income and jobs for other businesses. Similarly, each dollar spent by a hospital results in a total of \$2.24 in overall economic output. New Jersey hospitals thus support approximately 355,000 total jobs and over \$66 billion in economic activity statewide.

Source for multipliers: American Hospital Association, "Hospitals Remain Economic Pillars in Their Communities," Feb. 2022; analysis based on multipliers from the U.S. Bureau of Economic Analysis' Regional Input-Output Modeling System (BEA RIMS-II).

Teaching Hospitals

ANNUAL CONTRIBUTIONS TO THE LOCAL AND STATE ECONOMY

Total Expenditures: \$23.2 billion

▪ **92,000 full-time equivalent jobs, including:**

Nursing:	24,276
Therapy:	3,483
Radiology:	5,056
Pharmacy:	2,199
Pathology and Laboratory:	3,136
Dietary/Housekeeping/Maintenance:	7,389

Total Employee Payroll: \$8.1 billion

Estimated State Income Taxes Paid by Employees: \$448.4 million

▪ **Purchased Services of \$3.5 billion, including:**

Contracted Labor: \$1.5 billion
Pharmaceutical Drugs: \$1.6 billion
Dietary/Laundry/Housekeeping Supplies: \$117.4 million
Building Supplies: \$30.4 million
Utilities: \$190 million including:
\$117 million in Electric
\$42 million in Oil & Gas
\$31 million in Water/Sewage/Disposal

ANNUAL CONTRIBUTIONS AS A HEALTHCARE SAFETY NET

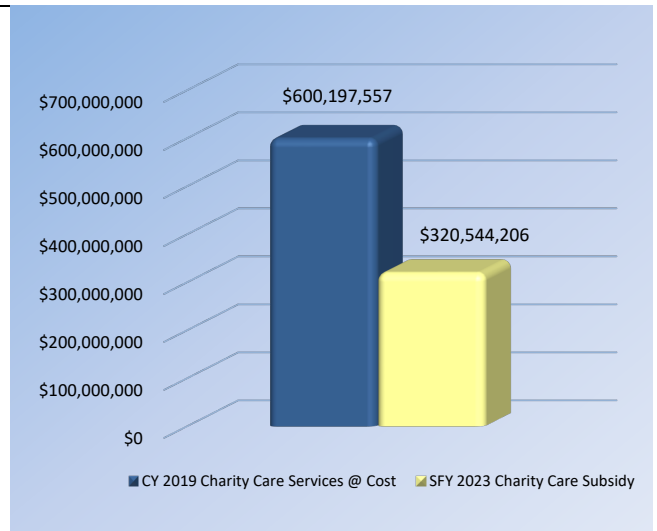
- Teaching hospitals also give back to the community by serving as the primary source of medical services for the state's 657,000 uninsured, thus serving as the healthcare safety net for the most needy.
- In 2021, uninsured patients presented at teaching hospitals on over 1.1 million occasions.
- New Jersey's general hospitals are predominantly not-for-profit entities — any excess revenue over expenses is returned to the community in the form of new medical technology, expanded hospital services, maintenance and expansion of physical infrastructure and the enhanced ability to hire and maintain skilled workforce.

ANNUAL TAXES

New Jersey teaching hospitals pay in excess of \$156 million annually in taxes including:

- 0.53 Percent Assessment: \$130.8 million
- Adjusted Admissions Assessment: \$12.9 million
- Newborn Screening Fees: \$12.4 million
- Other assessments such as New Jersey Poison Information & Education System (NJPIES) and Maternal and Child Health Consortium Assessment
- In addition, hospitals support their local municipalities through voluntary, negotiated payments and in-kind contributions.

SFY 2023 CHARITY CARE SUBSIDY SHORTFALL



AtlantiCare Regional Medical Center City Campus

ANNUAL CONTRIBUTIONS TO THE LOCAL AND STATE ECONOMY

Total Expenditures: \$303,325,000

▪ **1,207 full-time equivalent jobs, including:**

Nursing:	423
Therapy:	30
Radiology:	72
Pharmacy:	56
Pathology and Laboratory:	40
Dietary/Housekeeping/Maintenance:	50
Total Employee Payroll:	\$101,913,000
Estimated State Income Taxes Paid by Employees:	\$5,630,700

▪ **Purchased Services of \$42,140,000, including:**

Contracted Labor: \$19,064,000
Pharmaceutical Drugs: \$16,005,000
Dietary/Laundry/Housekeeping Supplies: \$2,482,000
Building Supplies: \$4,000
Utilities: \$4,585,000 including:
\$2,763,000 in Electric
\$1,164,000 in Oil & Gas
\$658,000 in Water/Sewage/Disposal

ANNUAL CONTRIBUTIONS AS A HEALTHCARE SAFETY NET

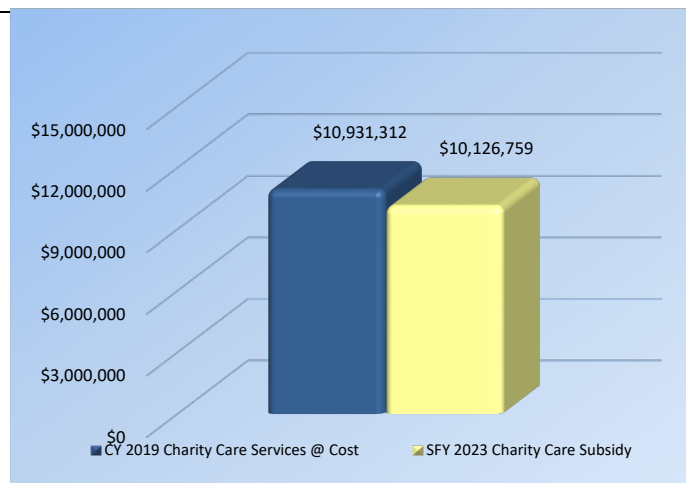
- Hospitals also give back to the community by serving as the primary source of medical services for the state's 657,000 uninsured, thus serving as the healthcare safety net for the most needy.
- In 2021, uninsured patients presented at AtlantiCare Regional Medical Center City Campus on 14,289 occasions.
- New Jersey's general hospitals are predominantly not-for-profit entities — any excess revenue over expenses is returned to the community in the form of new medical technology, expanded hospital services, maintenance and expansion of physical infrastructure and the enhanced ability to hire and maintain skilled workforce.

ANNUAL TAXES

AtlantiCare Regional Medical Center City Campus pays \$1,848,500 annually in taxes including:

- 0.53 Percent Assessment: \$1,691,500
- Adjusted Admissions Assessment: \$157,000
- Newborn Screening Fees: \$0
- Other assessments such as New Jersey Poison Information & Education System (NJPIES) and Maternal and Child Health Consortium Assessment
- In addition, hospitals support their local municipalities through voluntary, negotiated payments and in-kind contributions.

SFY 2023 CHARITY CARE SUBSIDY SHORTFALL



AtlantiCare Regional Medical Center Mainland Campus

ANNUAL CONTRIBUTIONS TO THE LOCAL AND STATE ECONOMY

Total Expenditures: \$474,431,000

▪ **1,888 full-time equivalent jobs, including:**

Nursing:	682
Therapy:	48
Radiology:	158
Pharmacy:	93
Pathology and Laboratory:	71
Dietary/Housekeeping/Maintenance:	59
Total Employee Payroll:	\$159,455,000
Estimated State Income Taxes Paid by Employees:	\$8,809,900

▪ **Purchased Services of \$76,911,000, including:**

Contracted Labor: \$29,819,000
Pharmaceutical Drugs: \$38,883,000
Dietary/Laundry/Housekeeping Supplies: \$1,032,000
Building Supplies: \$5,000
Utilities: \$7,172,000 including:
\$4,321,000 in Electric
\$1,820,000 in Oil & Gas
\$1,031,000 in Water/Sewage/Disposal

ANNUAL CONTRIBUTIONS AS A HEALTHCARE SAFETY NET

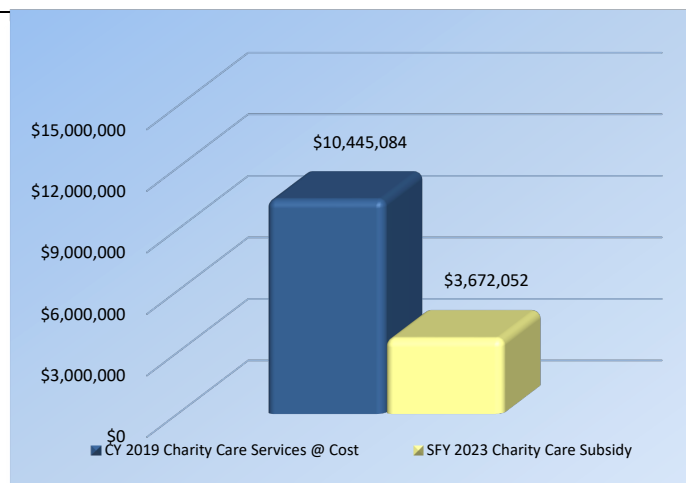
- Hospitals also give back to the community by serving as the primary source of medical services for the state's 657,000 uninsured, thus serving as the healthcare safety net for the most needy.
- In 2021, uninsured patients presented at AtlantiCare Regional Medical Center Mainland Campus on 11,672 occasions.
- New Jersey's general hospitals are predominantly not-for-profit entities — any excess revenue over expenses is returned to the community in the form of new medical technology, expanded hospital services, maintenance and expansion of physical infrastructure and the enhanced ability to hire and maintain skilled workforce.

ANNUAL TAXES

AtlantiCare Regional Medical Center Mainland Campus pays \$3,310,700 annually in taxes including:

- 0.53 Percent Assessment: \$2,644,300
- Adjusted Admissions Assessment: \$294,100
- Newborn Screening Fees: \$372,300
- Other assessments such as New Jersey Poison Information & Education System (NJPIES) and Maternal and Child Health Consortium Assessment
- In addition, hospitals support their local municipalities through voluntary, negotiated payments and in-kind contributions.

SFY 2023 CHARITY CARE SUBSIDY SHORTFALL



Bergen New Bridge Medical Center

ANNUAL CONTRIBUTIONS TO THE LOCAL AND STATE ECONOMY

Total Expenditures: \$238,288,000

▪ **1,661 full-time equivalent jobs, including:**

Nursing:	353
Therapy:	28
Radiology:	16
Pharmacy:	36
Pathology and Laboratory:	22
Dietary/Housekeeping/Maintenance:	236
Total Employee Payroll:	\$123,065,000
Estimated State Income Taxes Paid by Employees:	\$6,799,300

▪ **Purchased Services of \$33,463,000, including:**

Contracted Labor: \$16,246,000
Pharmaceutical Drugs: \$9,657,000
Dietary/Laundry/Housekeeping Supplies: \$4,675,000
Building Supplies: \$7,000
Utilities: \$2,878,000 including:
\$1,755,000 in Electric
\$681,000 in Oil & Gas
\$442,000 in Water/Sewage/Disposal

ANNUAL CONTRIBUTIONS AS A HEALTHCARE SAFETY NET

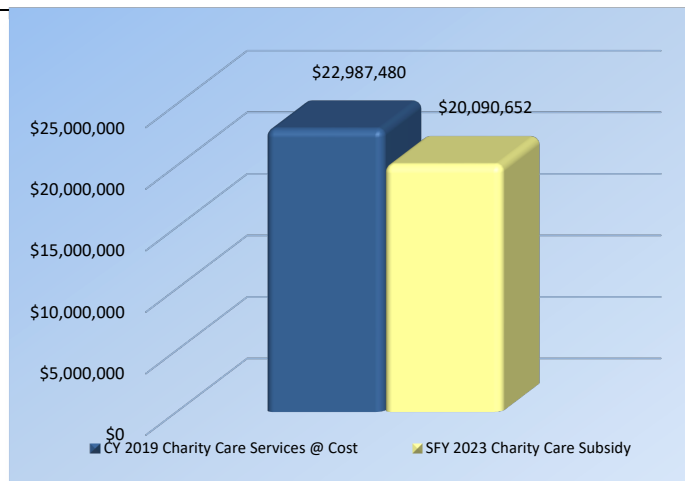
- Hospitals also give back to the community by serving as the primary source of medical services for the state's 657,000 uninsured, thus serving as the healthcare safety net for the most needy.
- In 2021, uninsured patients presented at Bergen New Bridge Medical Center on 60,457 occasions.
- New Jersey's general hospitals are predominantly not-for-profit entities — any excess revenue over expenses is returned to the community in the form of new medical technology, expanded hospital services, maintenance and expansion of physical infrastructure and the enhanced ability to hire and maintain skilled workforce.

ANNUAL TAXES

Bergen New Bridge Medical Center pays \$1,430,700 annually in taxes including:

- 0.53 Percent Assessment: \$1,276,600
- Adjusted Admissions Assessment: \$154,100
- Newborn Screening Fees: \$0
- Other assessments such as New Jersey Poison Information & Education System (NJPIES) and Maternal and Child Health Consortium Assessment
- In addition, hospitals support their local municipalities through voluntary, negotiated payments and in-kind contributions.

SFY 2023 CHARITY CARE SUBSIDY SHORTFALL



Cape Regional Medical Center

ANNUAL CONTRIBUTIONS TO THE LOCAL AND STATE ECONOMY

Total Expenditures: \$138,518,000

▪ **750 full-time equivalent jobs, including:**

Nursing:	173
Therapy:	34
Radiology:	59
Pharmacy:	18
Pathology and Laboratory:	76
Dietary/Housekeeping/Maintenance:	49
Total Employee Payroll:	\$54,595,000
Estimated State Income Taxes Paid by Employees:	\$3,016,400

▪ **Purchased Services of \$31,826,000, including:**

Contracted Labor: \$20,543,000
Pharmaceutical Drugs: \$7,712,000
Dietary/Laundry/Housekeeping Supplies: \$1,452,000
Building Supplies: \$17,000
Utilities: \$2,102,000 including:
\$1,362,000 in Electric
\$340,000 in Oil & Gas
\$400,000 in Water/Sewage/Disposal

ANNUAL CONTRIBUTIONS AS A HEALTHCARE SAFETY NET

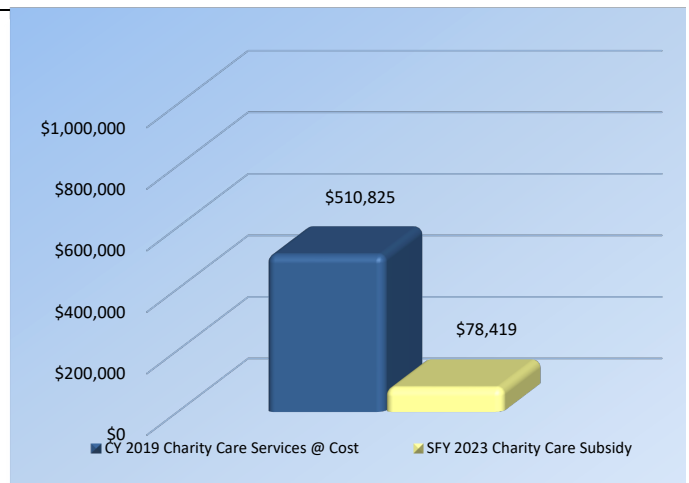
- Hospitals also give back to the community by serving as the primary source of medical services for the state's 657,000 uninsured, thus serving as the healthcare safety net for the most needy.
- In 2021, uninsured patients presented at Cape Regional Medical Center on 2,341 occasions.
- New Jersey's general hospitals are predominantly not-for-profit entities — any excess revenue over expenses is returned to the community in the form of new medical technology, expanded hospital services, maintenance and expansion of physical infrastructure and the enhanced ability to hire and maintain skilled workforce.

ANNUAL TAXES

Cape Regional Medical Center pays \$969,500 annually in taxes including:

- 0.53 Percent Assessment: \$740,300
- Adjusted Admissions Assessment: \$189,600
- Newborn Screening Fees: \$39,600
- Other assessments such as New Jersey Poison Information & Education System (NJPIES) and Maternal and Child Health Consortium Assessment
- In addition, hospitals support their local municipalities through voluntary, negotiated payments and in-kind contributions.

SFY 2023 CHARITY CARE SUBSIDY SHORTFALL



Capital Health Medical Center - Hopewell

ANNUAL CONTRIBUTIONS TO THE LOCAL AND STATE ECONOMY

Total Expenditures: \$630,472,000

▪ **2,687 full-time equivalent jobs, including:**

Nursing:	437
Therapy:	71
Radiology:	181
Pharmacy:	40
Pathology and Laboratory:	69
Dietary/Housekeeping/Maintenance:	173
Total Employee Payroll:	\$267,994,000
Estimated State Income Taxes Paid by Employees:	\$14,806,700

▪ **Purchased Services of \$76,695,000, including:**

Contracted Labor: \$39,820,000
Pharmaceutical Drugs: \$30,160,000
Dietary/Laundry/Housekeeping Supplies: \$1,702,000
Building Supplies: \$24,000
Utilities: \$4,989,000 including:
\$3,355,000 in Electric
\$1,269,000 in Oil & Gas
\$413,000 in Water/Sewage/Disposal

ANNUAL CONTRIBUTIONS AS A HEALTHCARE SAFETY NET

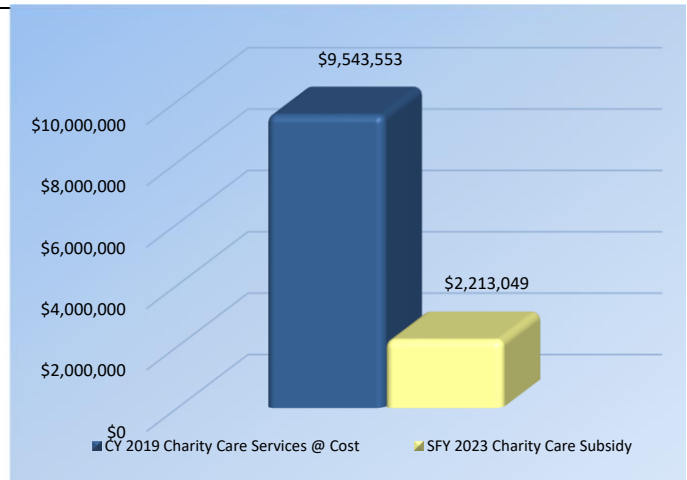
- Hospitals also give back to the community by serving as the primary source of medical services for the state's 657,000 uninsured, thus serving as the healthcare safety net for the most needy.
- In 2021, uninsured patients presented at Capital Health Medical Center - Hopewell on 30,775 occasions.
- New Jersey's general hospitals are predominantly not-for-profit entities — any excess revenue over expenses is returned to the community in the form of new medical technology, expanded hospital services, maintenance and expansion of physical infrastructure and the enhanced ability to hire and maintain skilled workforce.

ANNUAL TAXES

Capital Health Medical Center - Hopewell pays \$4,375,000 annually in taxes including:

- 0.53 Percent Assessment: \$3,380,300
- Adjusted Admissions Assessment: \$411,700
- Newborn Screening Fees: \$583,100
- Other assessments such as New Jersey Poison Information & Education System (NJPIES) and Maternal and Child Health Consortium Assessment
- In addition, hospitals support their local municipalities through voluntary, negotiated payments and in-kind contributions.

SFY 2023 CHARITY CARE SUBSIDY SHORTFALL



Capital Health Regional Medical Center

ANNUAL CONTRIBUTIONS TO THE LOCAL AND STATE ECONOMY

Total Expenditures: \$383,453,000

▪ **1,784 full-time equivalent jobs, including:**

Nursing:	448
Therapy:	72
Radiology:	70
Pharmacy:	40
Pathology and Laboratory:	50
Dietary/Housekeeping/Maintenance:	143
Total Employee Payroll:	\$159,320,000
Estimated State Income Taxes Paid by Employees:	\$8,802,400

▪ **Purchased Services of \$42,868,000, including:**

Contracted Labor: \$26,669,000
Pharmaceutical Drugs: \$12,454,000
Dietary/Laundry/Housekeeping Supplies: \$1,013,000
Building Supplies: \$13,000
Utilities: \$2,719,000 including:
\$1,857,000 in Electric
\$339,000 in Oil & Gas
\$547,000 in Water/Sewage/Disposal

ANNUAL CONTRIBUTIONS AS A HEALTHCARE SAFETY NET

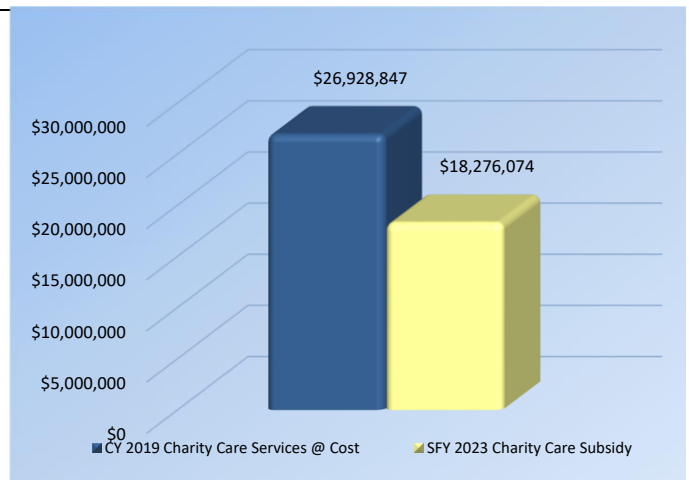
- Hospitals also give back to the community by serving as the primary source of medical services for the state's 657,000 uninsured, thus serving as the healthcare safety net for the most needy.
- In 2021, uninsured patients presented at Capital Health Regional Medical Center on 100,374 occasions.
- New Jersey's general hospitals are predominantly not-for-profit entities — any excess revenue over expenses is returned to the community in the form of new medical technology, expanded hospital services, maintenance and expansion of physical infrastructure and the enhanced ability to hire and maintain skilled workforce.

ANNUAL TAXES

Capital Health Regional Medical Center pays \$2,246,400 annually in taxes including:

- 0.53 Percent Assessment: \$2,117,500
- Adjusted Admissions Assessment: \$128,800
- Newborn Screening Fees: \$0
- Other assessments such as New Jersey Poison Information & Education System (NJPIES) and Maternal and Child Health Consortium Assessment
- In addition, hospitals support their local municipalities through voluntary, negotiated payments and in-kind contributions.

SFY 2023 CHARITY CARE SUBSIDY SHORTFALL



CarePoint Health Bayonne Medical Center

ANNUAL CONTRIBUTIONS TO THE LOCAL AND STATE ECONOMY

Total Expenditures: \$157,915,000

▪ **651 full-time equivalent jobs, including:**

Nursing:	172
Therapy:	25
Radiology:	29
Pharmacy:	18
Pathology and Laboratory:	28
Dietary/Housekeeping/Maintenance:	91
Total Employee Payroll:	\$51,340,000
Estimated State Income Taxes Paid by Employees:	\$2,836,500

▪ **Purchased Services of \$58,134,000, including:**

Contracted Labor: \$51,668,000
Pharmaceutical Drugs: \$4,027,000
Dietary/Laundry/Housekeeping Supplies: \$342,000
Building Supplies: \$491,000
Utilities: \$1,606,000 including:
\$363,000 in Electric
\$970,000 in Oil & Gas
\$273,000 in Water/Sewage/Disposal

ANNUAL CONTRIBUTIONS AS A HEALTHCARE SAFETY NET

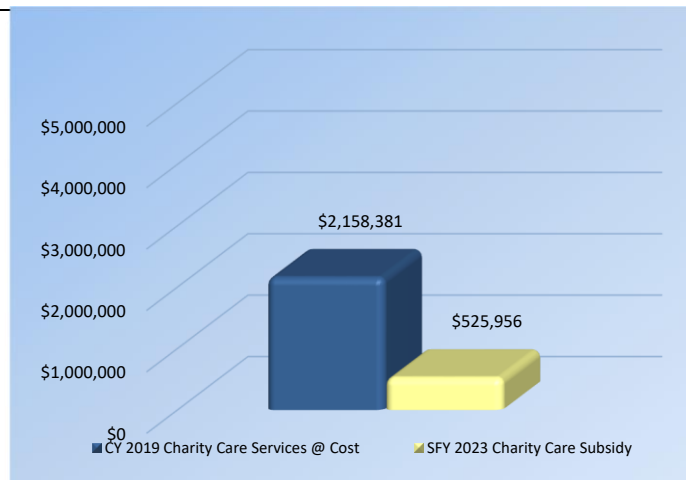
- Hospitals also give back to the community by serving as the primary source of medical services for the state's 657,000 uninsured, thus serving as the healthcare safety net for the most needy.
- In 2021, uninsured patients presented at CarePoint Health Bayonne Medical Center on 3,382 occasions.
- New Jersey's general hospitals are predominantly not-for-profit entities — any excess revenue over expenses is returned to the community in the form of new medical technology, expanded hospital services, maintenance and expansion of physical infrastructure and the enhanced ability to hire and maintain skilled workforce.

ANNUAL TAXES

CarePoint Health Bayonne Medical Center pays \$915,500 annually in taxes including:

- 0.53 Percent Assessment: \$826,500
- Adjusted Admissions Assessment: \$89,000
- Newborn Screening Fees: \$0
- Other assessments such as New Jersey Poison Information & Education System (NJPIES) and Maternal and Child Health Consortium Assessment
- In addition, hospitals support their local municipalities through voluntary, negotiated payments and in-kind contributions.

SFY 2023 CHARITY CARE SUBSIDY SHORTFALL



CarePoint Health Christ Hospital

ANNUAL CONTRIBUTIONS TO THE LOCAL AND STATE ECONOMY

Total Expenditures: \$184,534,000

▪ **741 full-time equivalent jobs, including:**

Nursing:	233
Therapy:	19
Radiology:	41
Pharmacy:	21
Pathology and Laboratory:	43
Dietary/Housekeeping/Maintenance:	107
Total Employee Payroll:	\$57,437,000
Estimated State Income Taxes Paid by Employees:	\$3,173,400

▪ **Purchased Services of \$59,329,000, including:**

Contracted Labor: \$51,080,000
Pharmaceutical Drugs: \$5,341,000
Dietary/Laundry/Housekeeping Supplies: \$229,000
Building Supplies: \$387,000
Utilities: \$2,292,000 including:
\$1,612,000 in Electric
\$137,000 in Oil & Gas
\$543,000 in Water/Sewage/Disposal

ANNUAL CONTRIBUTIONS AS A HEALTHCARE SAFETY NET

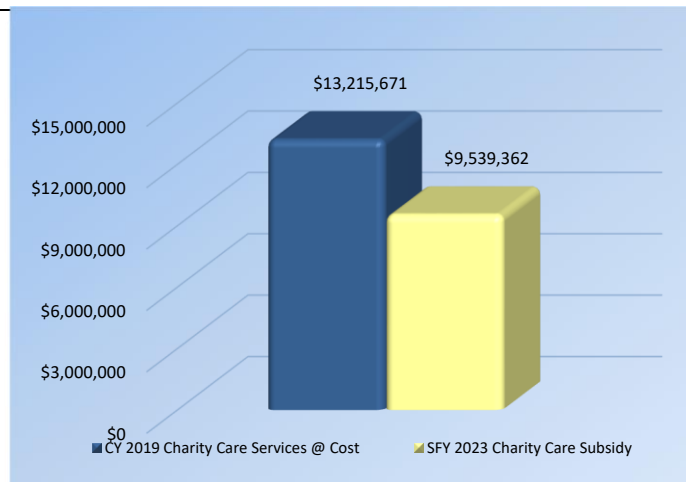
- Hospitals also give back to the community by serving as the primary source of medical services for the state's 657,000 uninsured, thus serving as the healthcare safety net for the most needy.
- In 2021, uninsured patients presented at CarePoint Health Christ Hospital on 18,609 occasions.
- New Jersey's general hospitals are predominantly not-for-profit entities — any excess revenue over expenses is returned to the community in the form of new medical technology, expanded hospital services, maintenance and expansion of physical infrastructure and the enhanced ability to hire and maintain skilled workforce.

ANNUAL TAXES

CarePoint Health Christ Hospital pays \$1,065,500 annually in taxes including:

- 0.53 Percent Assessment: \$959,500
- Adjusted Admissions Assessment: \$106,100
- Newborn Screening Fees: \$0
- Other assessments such as New Jersey Poison Information & Education System (NJPIES) and Maternal and Child Health Consortium Assessment
- In addition, hospitals support their local municipalities through voluntary, negotiated payments and in-kind contributions.

SFY 2023 CHARITY CARE SUBSIDY SHORTFALL



CarePoint Health Hoboken University Medical Center

ANNUAL CONTRIBUTIONS TO THE LOCAL AND STATE ECONOMY

Total Expenditures: \$187,221,000

▪ **809 full-time equivalent jobs, including:**

Nursing:	228
Therapy:	26
Radiology:	26
Pharmacy:	24
Pathology and Laboratory:	25
Dietary/Housekeeping/Maintenance:	106
Total Employee Payroll:	\$59,881,000
Estimated State Income Taxes Paid by Employees:	\$3,308,400

▪ **Purchased Services of \$47,432,000, including:**

Contracted Labor: \$40,745,000
Pharmaceutical Drugs: \$4,944,000
Dietary/Laundry/Housekeeping Supplies: \$177,000
Building Supplies: \$272,000
Utilities: \$1,294,000 including:
\$929,000 in Electric
\$235,000 in Oil & Gas
\$134,000 in Water/Sewage/Disposal

ANNUAL CONTRIBUTIONS AS A HEALTHCARE SAFETY NET

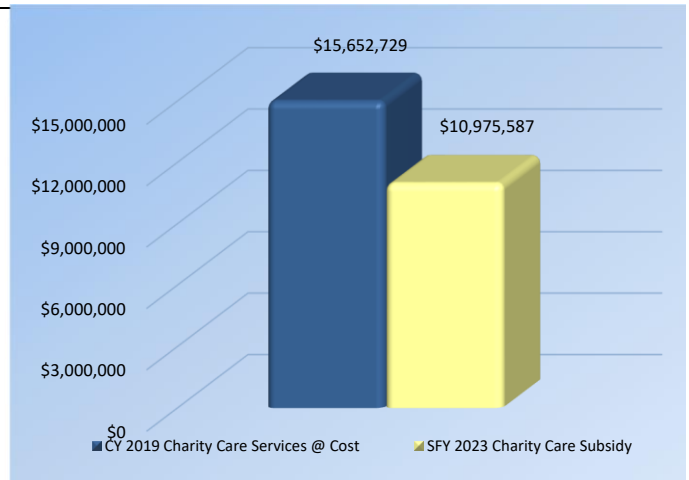
- Hospitals also give back to the community by serving as the primary source of medical services for the state's 657,000 uninsured, thus serving as the healthcare safety net for the most needy.
- In 2021, uninsured patients presented at CarePoint Health Hoboken University Medical Center on 21,877 occasions.
- New Jersey's general hospitals are predominantly not-for-profit entities — any excess revenue over expenses is returned to the community in the form of new medical technology, expanded hospital services, maintenance and expansion of physical infrastructure and the enhanced ability to hire and maintain skilled workforce.

ANNUAL TAXES

CarePoint Health Hoboken University Medical Center pays \$1,282,900 annually in taxes including:

- 0.53 Percent Assessment: \$1,010,800
- Adjusted Admissions Assessment: \$140,900
- Newborn Screening Fees: \$131,300
- Other assessments such as New Jersey Poison Information & Education System (NJPIES) and Maternal and Child Health Consortium Assessment
- In addition, hospitals support their local municipalities through voluntary, negotiated payments and in-kind contributions.

SFY 2023 CHARITY CARE SUBSIDY SHORTFALL



CareWell Health Medical Center

ANNUAL CONTRIBUTIONS TO THE LOCAL AND STATE ECONOMY

Total Expenditures: \$112,858,000

▪ **628 full-time equivalent jobs, including:**

Nursing:	213
Therapy:	23
Radiology:	33
Pharmacy:	0
Pathology and Laboratory:	19
Dietary/Housekeeping/Maintenance:	80
Total Employee Payroll:	\$46,510,000
Estimated State Income Taxes Paid by Employees:	\$2,569,700

▪ **Purchased Services of \$17,034,000, including:**

Contracted Labor: \$11,508,000
Pharmaceutical Drugs: \$2,727,000
Dietary/Laundry/Housekeeping Supplies: \$889,000
Building Supplies: \$289,000
Utilities: \$1,621,000 including:
\$661,000 in Electric
\$301,000 in Oil & Gas
\$659,000 in Water/Sewage/Disposal

ANNUAL CONTRIBUTIONS AS A HEALTHCARE SAFETY NET

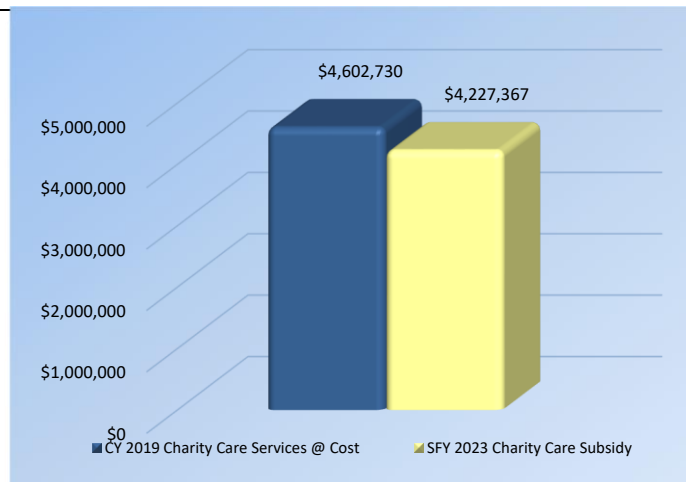
- Hospitals also give back to the community by serving as the primary source of medical services for the state's 657,000 uninsured, thus serving as the healthcare safety net for the most needy.
- In 2021, uninsured patients presented at CareWell Health Medical Center on 5,384 occasions.
- New Jersey's general hospitals are predominantly not-for-profit entities — any excess revenue over expenses is returned to the community in the form of new medical technology, expanded hospital services, maintenance and expansion of physical infrastructure and the enhanced ability to hire and maintain skilled workforce.

ANNUAL TAXES

CareWell Health Medical Center pays \$608,000 annually in taxes including:

- 0.53 Percent Assessment: \$548,900
- Adjusted Admissions Assessment: \$59,100
- Newborn Screening Fees: \$0
- Other assessments such as New Jersey Poison Information & Education System (NJPIES) and Maternal and Child Health Consortium Assessment
- In addition, hospitals support their local municipalities through voluntary, negotiated payments and in-kind contributions.

SFY 2023 CHARITY CARE SUBSIDY SHORTFALL



CentraState Medical Center

ANNUAL CONTRIBUTIONS TO THE LOCAL AND STATE ECONOMY

Total Expenditures: \$347,591,000

▪ **1,549 full-time equivalent jobs, including:**

Nursing:	487
Therapy:	115
Radiology:	98
Pharmacy:	38
Pathology and Laboratory:	71
Dietary/Housekeeping/Maintenance:	157
Total Employee Payroll:	\$126,415,000
Estimated State Income Taxes Paid by Employees:	\$6,984,400

▪ **Purchased Services of \$79,528,000, including:**

Contracted Labor: \$29,351,000
Pharmaceutical Drugs: \$45,671,000
Dietary/Laundry/Housekeeping Supplies: \$1,691,000
Building Supplies: \$332,000
Utilities: \$2,483,000 including:
\$1,892,000 in Electric
\$343,000 in Oil & Gas
\$248,000 in Water/Sewage/Disposal

ANNUAL CONTRIBUTIONS AS A HEALTHCARE SAFETY NET

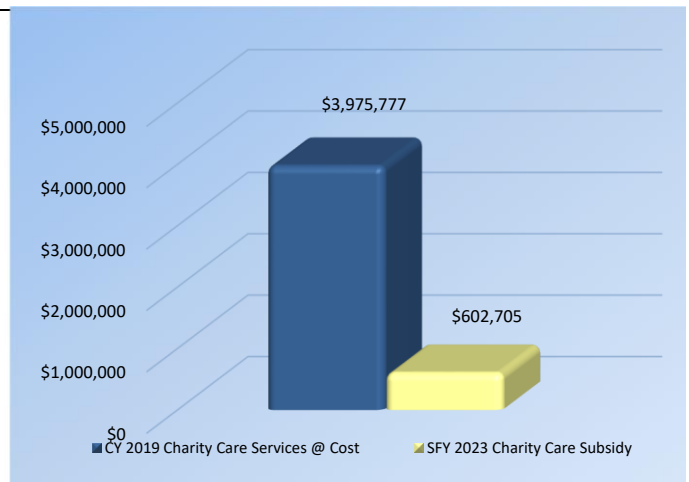
- Hospitals also give back to the community by serving as the primary source of medical services for the state's 657,000 uninsured, thus serving as the healthcare safety net for the most needy.
- In 2021, uninsured patients presented at CentraState Medical Center on 10,664 occasions.
- New Jersey's general hospitals are predominantly not-for-profit entities — any excess revenue over expenses is returned to the community in the form of new medical technology, expanded hospital services, maintenance and expansion of physical infrastructure and the enhanced ability to hire and maintain skilled workforce.

ANNUAL TAXES

CentraState Medical Center pays \$2,174,300 annually in taxes including:

- 0.53 Percent Assessment: \$1,865,000
- Adjusted Admissions Assessment: \$220,200
- Newborn Screening Fees: \$89,100
- Other assessments such as New Jersey Poison Information & Education System (NJPIES) and Maternal and Child Health Consortium Assessment
- In addition, hospitals support their local municipalities through voluntary, negotiated payments and in-kind contributions.

SFY 2023 CHARITY CARE SUBSIDY SHORTFALL



Chilton Medical Center

ANNUAL CONTRIBUTIONS TO THE LOCAL AND STATE ECONOMY

Total Expenditures: \$213,193,000

▪ **954 full-time equivalent jobs, including:**

Nursing:	239
Therapy:	43
Radiology:	57
Pharmacy:	25
Pathology and Laboratory:	39
Dietary/Housekeeping/Maintenance:	122
Total Employee Payroll:	\$82,600,000
Estimated State Income Taxes Paid by Employees:	\$4,563,700

▪ **Purchased Services of \$20,134,000, including:**

Contracted Labor: \$3,788,000
Pharmaceutical Drugs: \$12,719,000
Dietary/Laundry/Housekeeping Supplies: \$1,415,000
Building Supplies: \$155,000
Utilities: \$2,057,000 including:
\$1,133,000 in Electric
\$636,000 in Oil & Gas
\$288,000 in Water/Sewage/Disposal

ANNUAL CONTRIBUTIONS AS A HEALTHCARE SAFETY NET

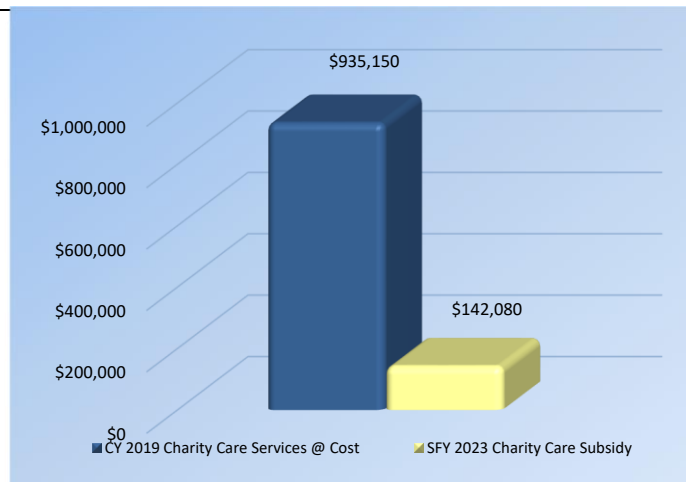
- Hospitals also give back to the community by serving as the primary source of medical services for the state's 657,000 uninsured, thus serving as the healthcare safety net for the most needy.
- In 2021, uninsured patients presented at Chilton Medical Center on 729 occasions.
- New Jersey's general hospitals are predominantly not-for-profit entities — any excess revenue over expenses is returned to the community in the form of new medical technology, expanded hospital services, maintenance and expansion of physical infrastructure and the enhanced ability to hire and maintain skilled workforce.

ANNUAL TAXES

Chilton Medical Center pays \$1,404,200 annually in taxes including:

- 0.53 Percent Assessment: \$1,261,300
- Adjusted Admissions Assessment: \$142,200
- Newborn Screening Fees: \$800
- Other assessments such as New Jersey Poison Information & Education System (NJPIES) and Maternal and Child Health Consortium Assessment
- In addition, hospitals support their local municipalities through voluntary, negotiated payments and in-kind contributions.

SFY 2023 CHARITY CARE SUBSIDY SHORTFALL



Clara Maass Medical Center

ANNUAL CONTRIBUTIONS TO THE LOCAL AND STATE ECONOMY

Total Expenditures: \$360,922,000

▪ **1,409 full-time equivalent jobs, including:**

Nursing:	406
Therapy:	40
Radiology:	75
Pharmacy:	46
Pathology and Laboratory:	41
Dietary/Housekeeping/Maintenance:	138
Total Employee Payroll:	\$118,914,000
Estimated State Income Taxes Paid by Employees:	\$6,570,000

▪ **Purchased Services of \$66,331,000, including:**

Contracted Labor: \$39,274,000
Pharmaceutical Drugs: \$19,745,000
Dietary/Laundry/Housekeeping Supplies: \$3,706,000
Building Supplies: \$0
Utilities: \$3,606,000 including:
\$2,438,000 in Electric
\$486,000 in Oil & Gas
\$682,000 in Water/Sewage/Disposal

ANNUAL CONTRIBUTIONS AS A HEALTHCARE SAFETY NET

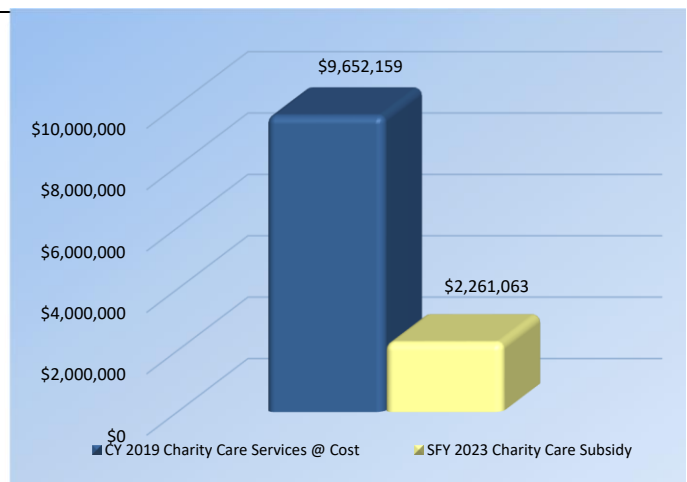
- Hospitals also give back to the community by serving as the primary source of medical services for the state's 657,000 uninsured, thus serving as the healthcare safety net for the most needy.
- In 2021, uninsured patients presented at Clara Maass Medical Center on 15,374 occasions.
- New Jersey's general hospitals are predominantly not-for-profit entities — any excess revenue over expenses is returned to the community in the form of new medical technology, expanded hospital services, maintenance and expansion of physical infrastructure and the enhanced ability to hire and maintain skilled workforce.

ANNUAL TAXES

Clara Maass Medical Center pays \$2,537,500 annually in taxes including:

- 0.53 Percent Assessment: \$1,928,600
- Adjusted Admissions Assessment: \$273,000
- Newborn Screening Fees: \$335,900
- Other assessments such as New Jersey Poison Information & Education System (NJPIES) and Maternal and Child Health Consortium Assessment
- In addition, hospitals support their local municipalities through voluntary, negotiated payments and in-kind contributions.

SFY 2023 CHARITY CARE SUBSIDY SHORTFALL



Community Medical Center

ANNUAL CONTRIBUTIONS TO THE LOCAL AND STATE ECONOMY

Total Expenditures: \$478,464,000

▪ **1,960 full-time equivalent jobs, including:**

Nursing:	665
Therapy:	88
Radiology:	125
Pharmacy:	58
Pathology and Laboratory:	77
Dietary/Housekeeping/Maintenance:	181
Total Employee Payroll:	\$157,029,000
Estimated State Income Taxes Paid by Employees:	\$8,675,900

▪ **Purchased Services of \$99,127,000, including:**

Contracted Labor: \$45,148,000
Pharmaceutical Drugs: \$46,700,000
Dietary/Laundry/Housekeeping Supplies: \$2,978,000
Building Supplies: \$0
Utilities: \$4,301,000 including:
\$3,099,000 in Electric
\$588,000 in Oil & Gas
\$614,000 in Water/Sewage/Disposal

ANNUAL CONTRIBUTIONS AS A HEALTHCARE SAFETY NET

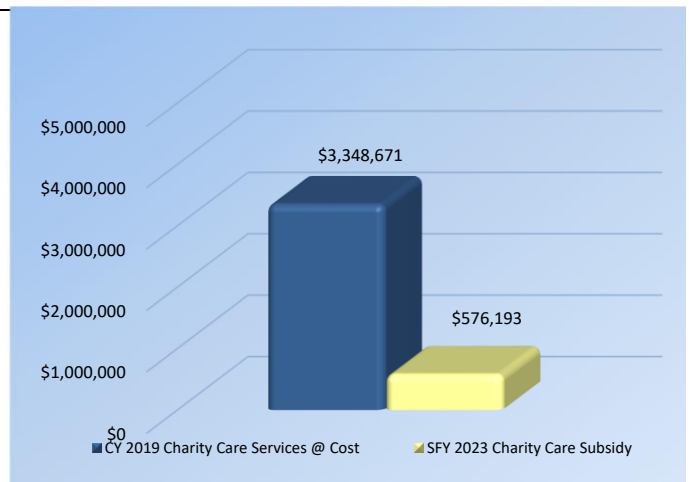
- Hospitals also give back to the community by serving as the primary source of medical services for the state's 657,000 uninsured, thus serving as the healthcare safety net for the most needy.
- In 2021, uninsured patients presented at Community Medical Center on 6,764 occasions.
- New Jersey's general hospitals are predominantly not-for-profit entities — any excess revenue over expenses is returned to the community in the form of new medical technology, expanded hospital services, maintenance and expansion of physical infrastructure and the enhanced ability to hire and maintain skilled workforce.

ANNUAL TAXES

Community Medical Center pays \$3,248,600 annually in taxes including:

- 0.53 Percent Assessment: \$2,488,100
- Adjusted Admissions Assessment: \$361,100
- Newborn Screening Fees: \$399,500
- Other assessments such as New Jersey Poison Information & Education System (NJPIES) and Maternal and Child Health Consortium Assessment
- In addition, hospitals support their local municipalities through voluntary, negotiated payments and in-kind contributions.

SFY 2023 CHARITY CARE SUBSIDY SHORTFALL



Cooper University Hospital

ANNUAL CONTRIBUTIONS TO THE LOCAL AND STATE ECONOMY

Total Expenditures: \$1,236,245,000

▪ **5,206 full-time equivalent jobs, including:**

Nursing:	1,223
Therapy:	163
Radiology:	233
Pharmacy:	89
Pathology and Laboratory:	158
Dietary/Housekeeping/Maintenance:	481
Total Employee Payroll:	\$530,355,000
Estimated State Income Taxes Paid by Employees:	\$29,302,100

▪ **Purchased Services of \$93,376,000, including:**

Contracted Labor: \$42,410,000
Pharmaceutical Drugs: \$36,602,000
Dietary/Laundry/Housekeeping Supplies: \$7,001,000
Building Supplies: \$69,000
Utilities: \$7,294,000 including:
\$4,894,000 in Electric
\$850,000 in Oil & Gas
\$1,550,000 in Water/Sewage/Disposal

ANNUAL CONTRIBUTIONS AS A HEALTHCARE SAFETY NET

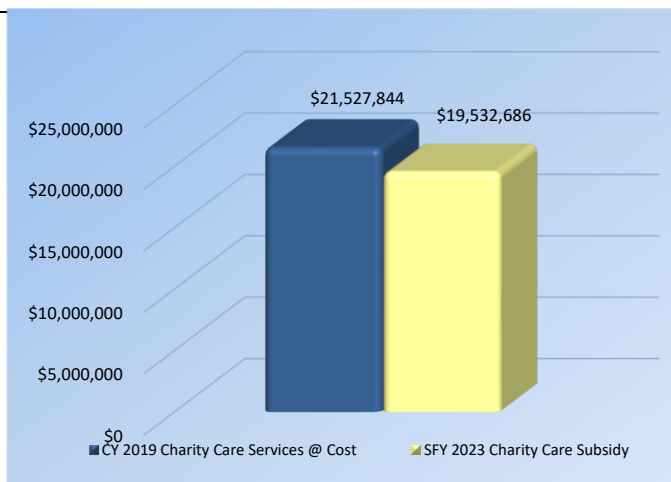
- Hospitals also give back to the community by serving as the primary source of medical services for the state's 657,000 uninsured, thus serving as the healthcare safety net for the most needy.
- In 2021, uninsured patients presented at Cooper University Hospital on 27,703 occasions.
- New Jersey's general hospitals are predominantly not-for-profit entities — any excess revenue over expenses is returned to the community in the form of new medical technology, expanded hospital services, maintenance and expansion of physical infrastructure and the enhanced ability to hire and maintain skilled workforce.

ANNUAL TAXES

Cooper University Hospital pays \$8,211,400 annually in taxes including:

- 0.53 Percent Assessment: \$7,402,500
- Adjusted Admissions Assessment: \$574,100
- Newborn Screening Fees: \$234,800
- Other assessments such as New Jersey Poison Information & Education System (NJPIES) and Maternal and Child Health Consortium Assessment
- In addition, hospitals support their local municipalities through voluntary, negotiated payments and in-kind contributions.

SFY 2023 CHARITY CARE SUBSIDY SHORTFALL



Cooperman Barnabas Medical Center

ANNUAL CONTRIBUTIONS TO THE LOCAL AND STATE ECONOMY

Total Expenditures: \$1,049,960,000

▪ **3,147 full-time equivalent jobs, including:**

Nursing:	983
Therapy:	155
Radiology:	135
Pharmacy:	77
Pathology and Laboratory:	139
Dietary/Housekeeping/Maintenance:	0
Total Employee Payroll:	\$302,452,000
Estimated State Income Taxes Paid by Employees:	\$16,710,500

▪ **Purchased Services of \$235,159,000, including:**

Contracted Labor: \$110,915,000
Pharmaceutical Drugs: \$112,177,000
Dietary/Laundry/Housekeeping Supplies: \$3,141,000
Building Supplies: \$0
Utilities: \$8,926,000 including:
\$5,677,000 in Electric
\$954,000 in Oil & Gas
\$2,295,000 in Water/Sewage/Disposal

ANNUAL CONTRIBUTIONS AS A HEALTHCARE SAFETY NET

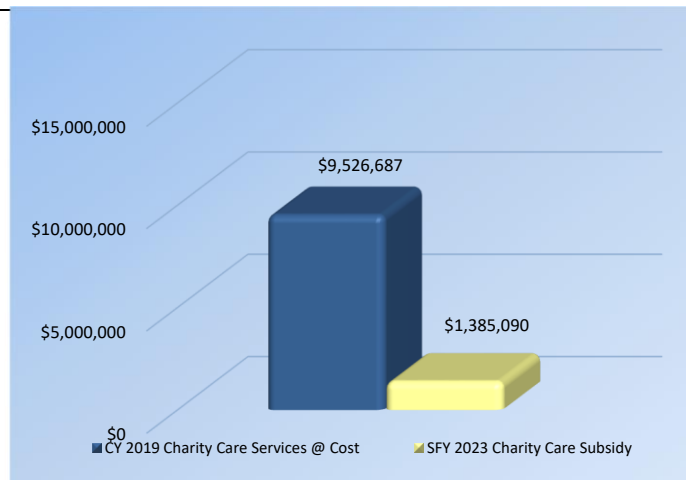
- Hospitals also give back to the community by serving as the primary source of medical services for the state's 657,000 uninsured, thus serving as the healthcare safety net for the most needy.
- In 2021, uninsured patients presented at Cooperman Barnabas Medical Center on 30,906 occasions.
- New Jersey's general hospitals are predominantly not-for-profit entities — any excess revenue over expenses is returned to the community in the form of new medical technology, expanded hospital services, maintenance and expansion of physical infrastructure and the enhanced ability to hire and maintain skilled workforce.

ANNUAL TAXES

Cooperman Barnabas Medical Center pays \$7,101,700 annually in taxes including:

- 0.53 Percent Assessment: \$5,541,500
- Adjusted Admissions Assessment: \$523,700
- Newborn Screening Fees: \$1,036,500
- Other assessments such as New Jersey Poison Information & Education System (NJPIES) and Maternal and Child Health Consortium Assessment
- In addition, hospitals support their local municipalities through voluntary, negotiated payments and in-kind contributions.

SFY 2023 CHARITY CARE SUBSIDY SHORTFALL



Deborah Heart and Lung Center

ANNUAL CONTRIBUTIONS TO THE LOCAL AND STATE ECONOMY

Total Expenditures: \$214,998,000

▪ **905 full-time equivalent jobs, including:**

Nursing:	182
Therapy:	31
Radiology:	40
Pharmacy:	19
Pathology and Laboratory:	36
Dietary/Housekeeping/Maintenance:	101
Total Employee Payroll:	\$91,720,000
Estimated State Income Taxes Paid by Employees:	\$5,067,500

▪ **Purchased Services of \$10,125,000, including:**

Contracted Labor: \$1,600,000
Pharmaceutical Drugs: \$5,725,000
Dietary/Laundry/Housekeeping Supplies: \$853,000
Building Supplies: \$352,000
Utilities: \$1,595,000 including:
\$1,170,000 in Electric
\$0 in Oil & Gas
\$425,000 in Water/Sewage/Disposal

ANNUAL CONTRIBUTIONS AS A HEALTHCARE SAFETY NET

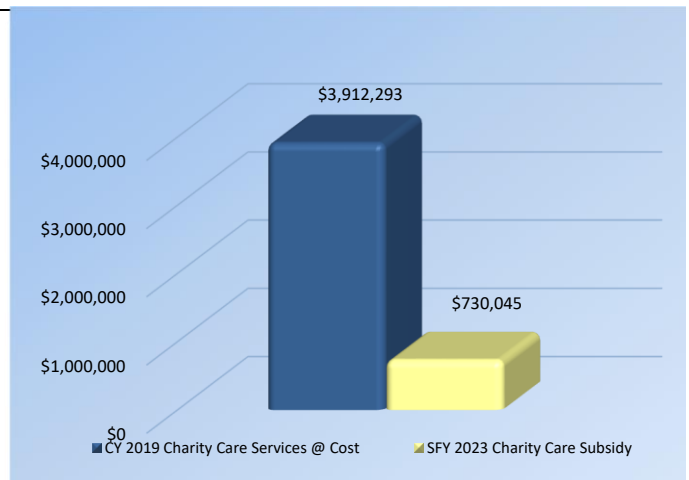
- Hospitals also give back to the community by serving as the primary source of medical services for the state's 657,000 uninsured, thus serving as the healthcare safety net for the most needy.
- In 2021, uninsured patients presented at Deborah Heart and Lung Center on 3,192 occasions.
- New Jersey's general hospitals are predominantly not-for-profit entities — any excess revenue over expenses is returned to the community in the form of new medical technology, expanded hospital services, maintenance and expansion of physical infrastructure and the enhanced ability to hire and maintain skilled workforce.

ANNUAL TAXES

Deborah Heart and Lung Center pays \$1,239,400 annually in taxes including:

- 0.53 Percent Assessment: \$1,168,600
- Adjusted Admissions Assessment: \$70,700
- Newborn Screening Fees: \$0
- Other assessments such as New Jersey Poison Information & Education System (NJPIES) and Maternal and Child Health Consortium Assessment
- In addition, hospitals support their local municipalities through voluntary, negotiated payments and in-kind contributions.

SFY 2023 CHARITY CARE SUBSIDY SHORTFALL



Englewood Hospital

ANNUAL CONTRIBUTIONS TO THE LOCAL AND STATE ECONOMY

Total Expenditures: \$907,011,000

▪ **2,302 full-time equivalent jobs, including:**

Nursing:	578
Therapy:	71
Radiology:	224
Pharmacy:	46
Pathology and Laboratory:	116
Dietary/Housekeeping/Maintenance:	131
Total Employee Payroll:	\$185,786,000
Estimated State Income Taxes Paid by Employees:	\$10,264,700

▪ **Purchased Services of \$153,965,000, including:**

Contracted Labor: \$80,212,000
Pharmaceutical Drugs: \$63,616,000
Dietary/Laundry/Housekeeping Supplies: \$3,512,000
Building Supplies: \$199,000
Utilities: \$6,426,000 including:
\$3,792,000 in Electric
\$1,343,000 in Oil & Gas
\$1,291,000 in Water/Sewage/Disposal

ANNUAL CONTRIBUTIONS AS A HEALTHCARE SAFETY NET

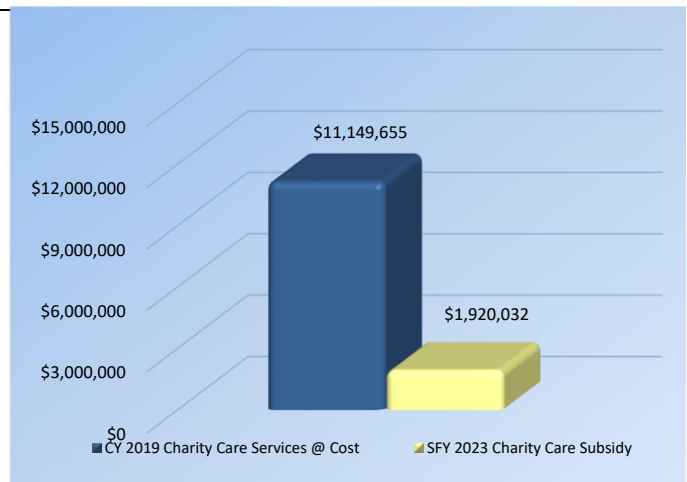
- Hospitals also give back to the community by serving as the primary source of medical services for the state's 657,000 uninsured, thus serving as the healthcare safety net for the most needy.
- In 2021, uninsured patients presented at Englewood Hospital on 79,082 occasions.
- New Jersey's general hospitals are predominantly not-for-profit entities — any excess revenue over expenses is returned to the community in the form of new medical technology, expanded hospital services, maintenance and expansion of physical infrastructure and the enhanced ability to hire and maintain skilled workforce.

ANNUAL TAXES

Englewood Hospital pays \$6,094,400 annually in taxes including:

- 0.53 Percent Assessment: \$4,847,200
- Adjusted Admissions Assessment: \$823,700
- Newborn Screening Fees: \$423,500
- Other assessments such as New Jersey Poison Information & Education System (NJPIES) and Maternal and Child Health Consortium Assessment
- In addition, hospitals support their local municipalities through voluntary, negotiated payments and in-kind contributions.

SFY 2023 CHARITY CARE SUBSIDY SHORTFALL



Hackensack Meridian Health Bayshore Medical Center

ANNUAL CONTRIBUTIONS TO THE LOCAL AND STATE ECONOMY

Total Expenditures: \$189,514,000

▪ **910 full-time equivalent jobs, including:**

Nursing:	354
Therapy:	42
Radiology:	55
Pharmacy:	22
Pathology and Laboratory:	2
Dietary/Housekeeping/Maintenance:	78
Total Employee Payroll:	\$70,796,000
Estimated State Income Taxes Paid by Employees:	\$3,911,500

▪ **Purchased Services of \$35,072,000, including:**

Contracted Labor: \$23,455,000
Pharmaceutical Drugs: \$7,975,000
Dietary/Laundry/Housekeeping Supplies: \$535,000
Building Supplies: \$1,607,000
Utilities: \$1,500,000 including:
\$951,000 in Electric
\$301,000 in Oil & Gas
\$248,000 in Water/Sewage/Disposal

ANNUAL CONTRIBUTIONS AS A HEALTHCARE SAFETY NET

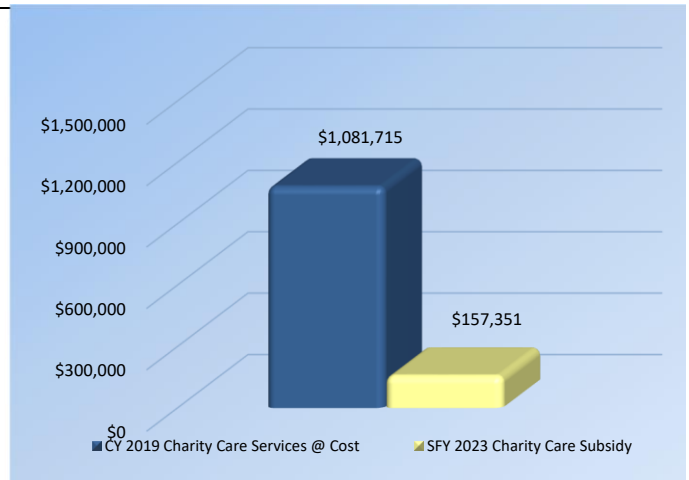
- Hospitals also give back to the community by serving as the primary source of medical services for the state's 657,000 uninsured, thus serving as the healthcare safety net for the most needy.
- In 2021, uninsured patients presented at Hackensack Meridian Health Bayshore Medical Center on 2,255 occasions.
- New Jersey's general hospitals are predominantly not-for-profit entities — any excess revenue over expenses is returned to the community in the form of new medical technology, expanded hospital services, maintenance and expansion of physical infrastructure and the enhanced ability to hire and maintain skilled workforce.

ANNUAL TAXES

Hackensack Meridian Health Bayshore Medical Center pays \$1,161,000 annually in taxes including:

- 0.53 Percent Assessment: \$1,042,100
- Adjusted Admissions Assessment: \$118,900
- Newborn Screening Fees: \$0
- Other assessments such as New Jersey Poison Information & Education System (NJPIES) and Maternal and Child Health Consortium Assessment
- In addition, hospitals support their local municipalities through voluntary, negotiated payments and in-kind contributions.

SFY 2023 CHARITY CARE SUBSIDY SHORTFALL



Hackensack Meridian Health Hackensack University Medical Center

ANNUAL CONTRIBUTIONS TO THE LOCAL AND STATE ECONOMY

Total Expenditures: \$2,054,362,000

▪ **5,834 full-time equivalent jobs, including:**

Nursing:	1,080
Therapy:	207
Radiology:	654
Pharmacy:	177
Pathology and Laboratory:	221
Dietary/Housekeeping/Maintenance:	457
Total Employee Payroll:	\$669,619,000
Estimated State Income Taxes Paid by Employees:	\$36,996,400

▪ **Purchased Services of \$319,935,000, including:**

Contracted Labor: \$23,536,000
Pharmaceutical Drugs: \$280,837,000
Dietary/Laundry/Housekeeping Supplies: \$4,346,000
Building Supplies: \$944,000
Utilities: \$10,272,000 including:
\$6,572,000 in Electric
\$2,838,000 in Oil & Gas
\$862,000 in Water/Sewage/Disposal

ANNUAL CONTRIBUTIONS AS A HEALTHCARE SAFETY NET

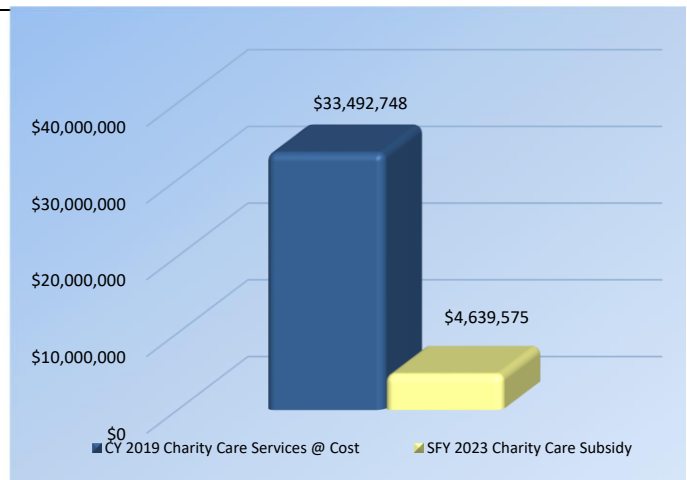
- Hospitals also give back to the community by serving as the primary source of medical services for the state's 657,000 uninsured, thus serving as the healthcare safety net for the most needy.
- In 2021, uninsured patients presented at Hackensack Meridian Health Hackensack University Medical Center on 92,316 occasions.
- New Jersey's general hospitals are predominantly not-for-profit entities — any excess revenue over expenses is returned to the community in the form of new medical technology, expanded hospital services, maintenance and expansion of physical infrastructure and the enhanced ability to hire and maintain skilled workforce.

ANNUAL TAXES

Hackensack Meridian Health Hackensack University Medical Center pays \$13,288,000 annually in taxes including:

- 0.53 Percent Assessment: \$11,708,900
- Adjusted Admissions Assessment: \$928,100
- Newborn Screening Fees: \$651,000
- Other assessments such as New Jersey Poison Information & Education System (NJPIES) and Maternal and Child Health Consortium Assessment
- In addition, hospitals support their local municipalities through voluntary, negotiated payments and in-kind contributions.

SFY 2023 CHARITY CARE SUBSIDY SHORTFALL



Hackensack Meridian Health Jersey Shore University Medical Center

ANNUAL CONTRIBUTIONS TO THE LOCAL AND STATE ECONOMY

Total Expenditures: \$1,106,988,000

▪ **4,064 full-time equivalent jobs, including:**

Nursing:	1,477
Therapy:	118
Radiology:	191
Pharmacy:	111
Pathology and Laboratory:	33
Dietary/Housekeeping/Maintenance:	305
Total Employee Payroll:	\$383,401,000
Estimated State Income Taxes Paid by Employees:	\$21,182,900

▪ **Purchased Services of \$174,565,000, including:**

Contracted Labor: \$75,217,000
Pharmaceutical Drugs: \$75,756,000
Dietary/Laundry/Housekeeping Supplies: \$8,749,000
Building Supplies: \$9,163,000
Utilities: \$5,680,000 including:
\$2,471,000 in Electric
\$2,265,000 in Oil & Gas
\$944,000 in Water/Sewage/Disposal

ANNUAL CONTRIBUTIONS AS A HEALTHCARE SAFETY NET

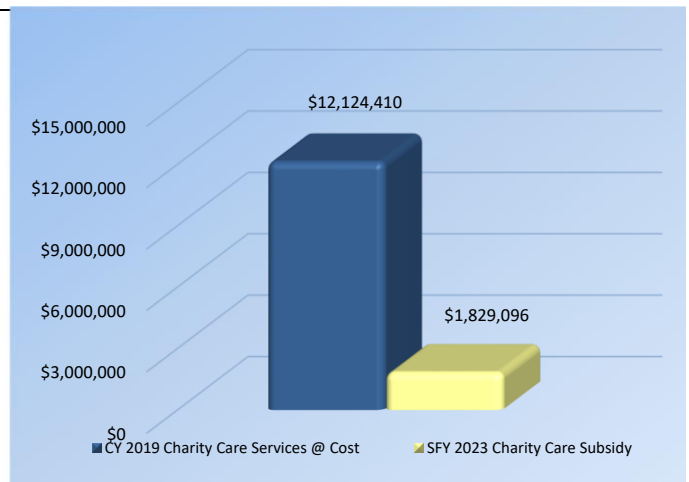
- Hospitals also give back to the community by serving as the primary source of medical services for the state's 657,000 uninsured, thus serving as the healthcare safety net for the most needy.
- In 2021, uninsured patients presented at Hackensack Meridian Health Jersey Shore University Medical Center on 24,196 occasions.
- New Jersey's general hospitals are predominantly not-for-profit entities — any excess revenue over expenses is returned to the community in the form of new medical technology, expanded hospital services, maintenance and expansion of physical infrastructure and the enhanced ability to hire and maintain skilled workforce.

ANNUAL TAXES

Hackensack Meridian Health Jersey Shore University Medical Center pays \$6,941,700 annually in taxes including:

- 0.53 Percent Assessment: \$6,024,400
- Adjusted Admissions Assessment: \$487,200
- Newborn Screening Fees: \$430,100
- Other assessments such as New Jersey Poison Information & Education System (NJPIES) and Maternal and Child Health Consortium Assessment
- In addition, hospitals support their local municipalities through voluntary, negotiated payments and in-kind contributions.

SFY 2023 CHARITY CARE SUBSIDY SHORTFALL



Hackensack Meridian Health JFK University Medical Center

ANNUAL CONTRIBUTIONS TO THE LOCAL AND STATE ECONOMY

Total Expenditures: \$800,704,000

▪ **3,638 full-time equivalent jobs, including:**

Nursing:	688
Therapy:	279
Radiology:	138
Pharmacy:	60
Pathology and Laboratory:	38
Dietary/Housekeeping/Maintenance:	217
Total Employee Payroll:	\$314,033,000
Estimated State Income Taxes Paid by Employees:	\$17,350,300

▪ **Purchased Services of \$120,939,000, including:**

Contracted Labor: \$70,730,000
Pharmaceutical Drugs: \$40,011,000
Dietary/Laundry/Housekeeping Supplies: \$5,250,000
Building Supplies: \$538,000
Utilities: \$4,410,000 including:
\$2,520,000 in Electric
\$1,052,000 in Oil & Gas
\$963,000 in Water/Sewage/Disposal

ANNUAL CONTRIBUTIONS AS A HEALTHCARE SAFETY NET

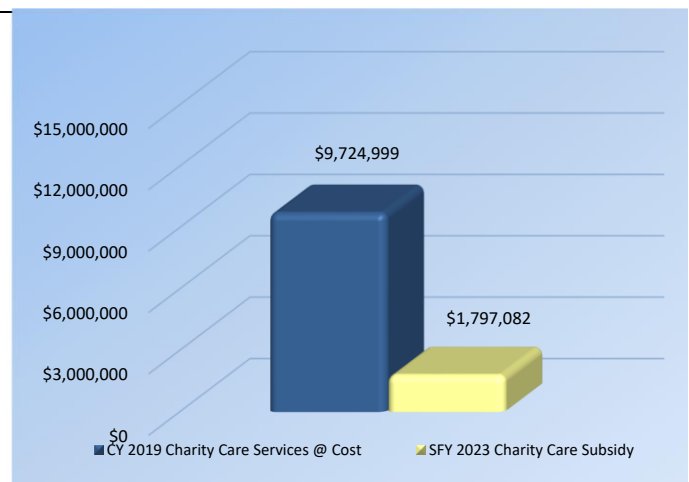
- Hospitals also give back to the community by serving as the primary source of medical services for the state's 657,000 uninsured, thus serving as the healthcare safety net for the most needy.
- In 2021, uninsured patients presented at Hackensack Meridian Health JFK University Medical Center on 36,669 occasions.
- New Jersey's general hospitals are predominantly not-for-profit entities — any excess revenue over expenses is returned to the community in the form of new medical technology, expanded hospital services, maintenance and expansion of physical infrastructure and the enhanced ability to hire and maintain skilled workforce.

ANNUAL TAXES

Hackensack Meridian Health JFK University Medical Center pays \$4,470,200 annually in taxes including:

- 0.53 Percent Assessment: \$3,904,900
- Adjusted Admissions Assessment: \$328,300
- Newborn Screening Fees: \$237,000
- Other assessments such as New Jersey Poison Information & Education System (NJPIES) and Maternal and Child Health Consortium Assessment
- In addition, hospitals support their local municipalities through voluntary, negotiated payments and in-kind contributions.

SFY 2023 CHARITY CARE SUBSIDY SHORTFALL



Hackensack Meridian Health Mountainside Medical Center

ANNUAL CONTRIBUTIONS TO THE LOCAL AND STATE ECONOMY

Total Expenditures: \$238,031,000

▪ **1,064 full-time equivalent jobs, including:**

Nursing:	274
Therapy:	34
Radiology:	49
Pharmacy:	27
Pathology and Laboratory:	51
Dietary/Housekeeping/Maintenance:	140
Total Employee Payroll:	\$90,266,000
Estimated State Income Taxes Paid by Employees:	\$4,987,200

▪ **Purchased Services of \$51,277,000, including:**

Contracted Labor: \$32,190,000
Pharmaceutical Drugs: \$15,283,000
Dietary/Laundry/Housekeeping Supplies: \$343,000
Building Supplies: \$498,000
Utilities: \$2,963,000 including:
\$2,230,000 in Electric
\$490,000 in Oil & Gas
\$243,000 in Water/Sewage/Disposal

ANNUAL CONTRIBUTIONS AS A HEALTHCARE SAFETY NET

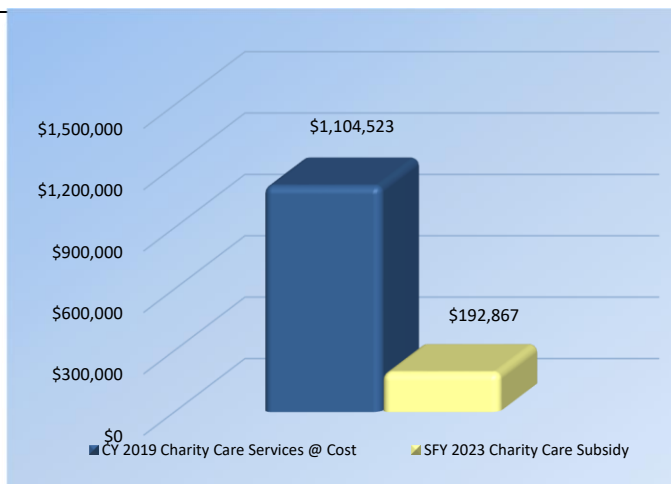
- Hospitals also give back to the community by serving as the primary source of medical services for the state's 657,000 uninsured, thus serving as the healthcare safety net for the most needy.
- In 2021, uninsured patients presented at Hackensack Meridian Health Mountainside Medical Center on 4,233 occasions.
- New Jersey's general hospitals are predominantly not-for-profit entities — any excess revenue over expenses is returned to the community in the form of new medical technology, expanded hospital services, maintenance and expansion of physical infrastructure and the enhanced ability to hire and maintain skilled workforce.

ANNUAL TAXES

Hackensack Meridian Health Mountainside Medical Center pays \$1,879,000 annually in taxes including:

- 0.53 Percent Assessment: \$1,563,800
- Adjusted Admissions Assessment: \$195,000
- Newborn Screening Fees: \$120,200
- Other assessments such as New Jersey Poison Information & Education System (NJPIES) and Maternal and Child Health Consortium Assessment
- In addition, hospitals support their local municipalities through voluntary, negotiated payments and in-kind contributions.

SFY 2023 CHARITY CARE SUBSIDY SHORTFALL



Hackensack Meridian Health Ocean University Medical Center

ANNUAL CONTRIBUTIONS TO THE LOCAL AND STATE ECONOMY

Total Expenditures: \$449,872,000

▪ **1,977 full-time equivalent jobs, including:**

Nursing:	627
Therapy:	129
Radiology:	117
Pharmacy:	64
Pathology and Laboratory:	4
Dietary/Housekeeping/Maintenance:	132
Total Employee Payroll:	\$175,109,000
Estimated State Income Taxes Paid by Employees:	\$9,674,800

▪ **Purchased Services of \$98,267,000, including:**

Contracted Labor: \$45,235,000
Pharmaceutical Drugs: \$42,407,000
Dietary/Laundry/Housekeeping Supplies: \$3,672,000
Building Supplies: \$3,847,000
Utilities: \$3,106,000 including:
\$2,043,000 in Electric
\$423,000 in Oil & Gas
\$640,000 in Water/Sewage/Disposal

ANNUAL CONTRIBUTIONS AS A HEALTHCARE SAFETY NET

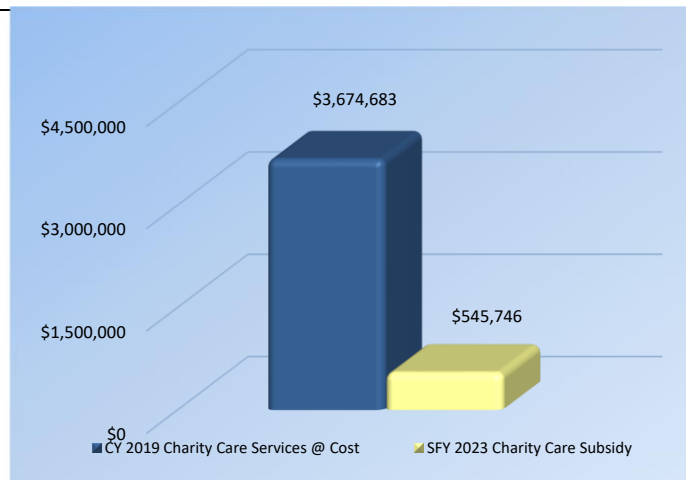
- Hospitals also give back to the community by serving as the primary source of medical services for the state's 657,000 uninsured, thus serving as the healthcare safety net for the most needy.
- In 2021, uninsured patients presented at Hackensack Meridian Health Ocean University Medical Center on 11,209 occasions.
- New Jersey's general hospitals are predominantly not-for-profit entities — any excess revenue over expenses is returned to the community in the form of new medical technology, expanded hospital services, maintenance and expansion of physical infrastructure and the enhanced ability to hire and maintain skilled workforce.

ANNUAL TAXES

Hackensack Meridian Health Ocean University Medical Center pays \$2,825,300 annually in taxes including:

- 0.53 Percent Assessment: \$2,430,100
- Adjusted Admissions Assessment: \$263,900
- Newborn Screening Fees: \$131,300
- Other assessments such as New Jersey Poison Information & Education System (NJPIES) and Maternal and Child Health Consortium Assessment
- In addition, hospitals support their local municipalities through voluntary, negotiated payments and in-kind contributions.

SFY 2023 CHARITY CARE SUBSIDY SHORTFALL



Hackensack Meridian Health Old Bridge Medical Center

ANNUAL CONTRIBUTIONS TO THE LOCAL AND STATE ECONOMY

Total Expenditures: \$117,434,000

▪ **527 full-time equivalent jobs, including:**

Nursing:	156
Therapy:	20
Radiology:	32
Pharmacy:	14
Pathology and Laboratory:	1
Dietary/Housekeeping/Maintenance:	47
Total Employee Payroll:	\$46,766,000
Estimated State Income Taxes Paid by Employees:	\$2,583,800

▪ **Purchased Services of \$15,819,000, including:**

Contracted Labor: \$8,887,000
Pharmaceutical Drugs: \$4,979,000
Dietary/Laundry/Housekeeping Supplies: \$899,000
Building Supplies: \$114,000
Utilities: \$940,000 including:
\$666,000 in Electric
\$158,000 in Oil & Gas
\$116,000 in Water/Sewage/Disposal

ANNUAL CONTRIBUTIONS AS A HEALTHCARE SAFETY NET

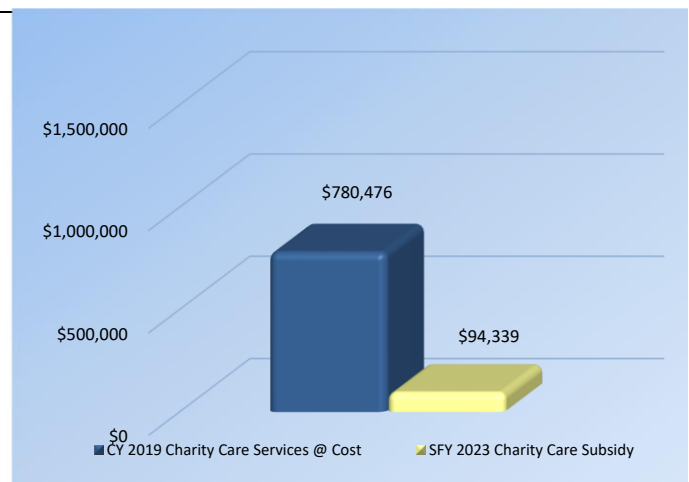
- Hospitals also give back to the community by serving as the primary source of medical services for the state's 657,000 uninsured, thus serving as the healthcare safety net for the most needy.
- In 2021, uninsured patients presented at Hackensack Meridian Health Old Bridge Medical Center on 4,403 occasions.
- New Jersey's general hospitals are predominantly not-for-profit entities — any excess revenue over expenses is returned to the community in the form of new medical technology, expanded hospital services, maintenance and expansion of physical infrastructure and the enhanced ability to hire and maintain skilled workforce.

ANNUAL TAXES

Hackensack Meridian Health Old Bridge Medical Center pays \$850,900 annually in taxes including:

- 0.53 Percent Assessment: \$769,900
- Adjusted Admissions Assessment: \$81,000
- Newborn Screening Fees: \$0
- Other assessments such as New Jersey Poison Information & Education System (NJPIES) and Maternal and Child Health Consortium Assessment
- In addition, hospitals support their local municipalities through voluntary, negotiated payments and in-kind contributions.

SFY 2023 CHARITY CARE SUBSIDY SHORTFALL



Hackensack Meridian Health Palisades Medical Center

ANNUAL CONTRIBUTIONS TO THE LOCAL AND STATE ECONOMY

Total Expenditures: \$217,750,000

▪ **1,005 full-time equivalent jobs, including:**

Nursing:	279
Therapy:	57
Radiology:	48
Pharmacy:	25
Pathology and Laboratory:	7
Dietary/Housekeeping/Maintenance:	135
Total Employee Payroll:	\$82,567,000
Estimated State Income Taxes Paid by Employees:	\$4,561,800

▪ **Purchased Services of \$25,064,000, including:**

Contracted Labor: \$17,550,000
Pharmaceutical Drugs: \$5,527,000
Dietary/Laundry/Housekeeping Supplies: \$183,000
Building Supplies: \$136,000
Utilities: \$1,668,000 including:
\$1,160,000 in Electric
\$215,000 in Oil & Gas
\$293,000 in Water/Sewage/Disposal

ANNUAL CONTRIBUTIONS AS A HEALTHCARE SAFETY NET

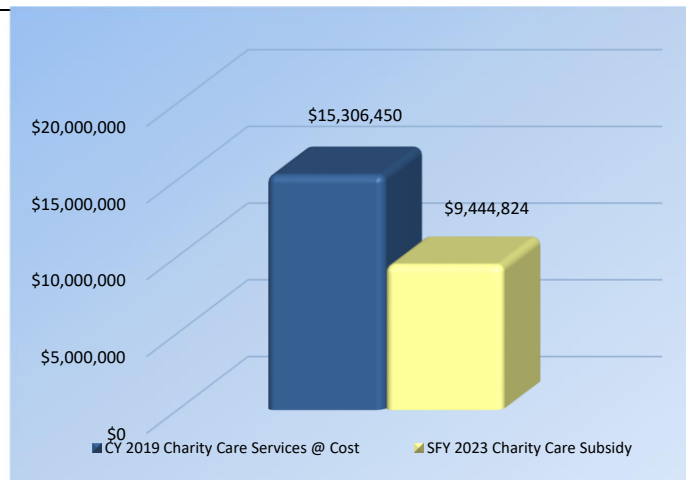
- Hospitals also give back to the community by serving as the primary source of medical services for the state's 657,000 uninsured, thus serving as the healthcare safety net for the most needy.
- In 2021, uninsured patients presented at Hackensack Meridian Health Palisades Medical Center on 18,164 occasions.
- New Jersey's general hospitals are predominantly not-for-profit entities — any excess revenue over expenses is returned to the community in the form of new medical technology, expanded hospital services, maintenance and expansion of physical infrastructure and the enhanced ability to hire and maintain skilled workforce.

ANNUAL TAXES

Hackensack Meridian Health Palisades Medical Center pays \$1,388,200 annually in taxes including:

- 0.53 Percent Assessment: \$1,125,400
- Adjusted Admissions Assessment: \$132,000
- Newborn Screening Fees: \$130,800
- Other assessments such as New Jersey Poison Information & Education System (NJPIES) and Maternal and Child Health Consortium Assessment
- In addition, hospitals support their local municipalities through voluntary, negotiated payments and in-kind contributions.

SFY 2023 CHARITY CARE SUBSIDY SHORTFALL



Hackensack Meridian Health Pascack Valley Medical Center

ANNUAL CONTRIBUTIONS TO THE LOCAL AND STATE ECONOMY

Total Expenditures: \$116,852,000

▪ **425 full-time equivalent jobs, including:**

Nursing:	108
Therapy:	23
Radiology:	36
Pharmacy:	14
Pathology and Laboratory:	24
Dietary/Housekeeping/Maintenance:	44
Total Employee Payroll:	\$38,781,000
Estimated State Income Taxes Paid by Employees:	\$2,142,700

▪ **Purchased Services of \$30,571,000, including:**

Contracted Labor: \$21,080,000
Pharmaceutical Drugs: \$6,845,000
Dietary/Laundry/Housekeeping Supplies: \$459,000
Building Supplies: \$13,000
Utilities: \$2,174,000 including:
\$1,351,000 in Electric
\$384,000 in Oil & Gas
\$439,000 in Water/Sewage/Disposal

ANNUAL CONTRIBUTIONS AS A HEALTHCARE SAFETY NET

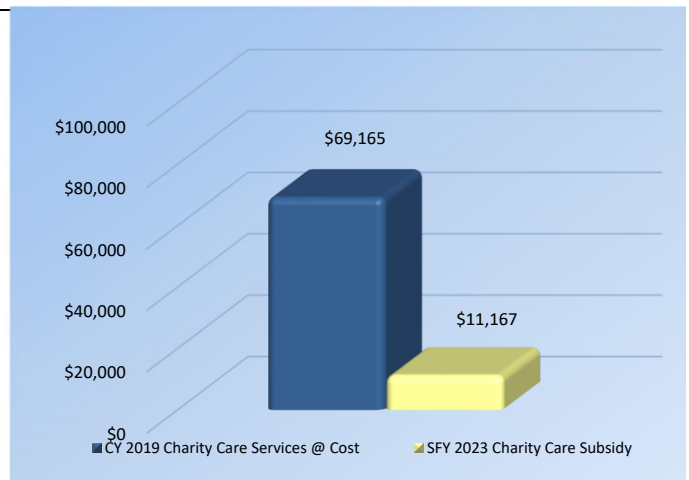
- Hospitals also give back to the community by serving as the primary source of medical services for the state's 657,000 uninsured, thus serving as the healthcare safety net for the most needy.
- In 2021, uninsured patients presented at Hackensack Meridian Health Pascack Valley Medical Center on 1,028 occasions.
- New Jersey's general hospitals are predominantly not-for-profit entities — any excess revenue over expenses is returned to the community in the form of new medical technology, expanded hospital services, maintenance and expansion of physical infrastructure and the enhanced ability to hire and maintain skilled workforce.

ANNUAL TAXES

Hackensack Meridian Health Pascack Valley Medical Center pays \$1,033,800 annually in taxes including:

- 0.53 Percent Assessment: \$764,400
- Adjusted Admissions Assessment: \$92,100
- Newborn Screening Fees: \$177,300
- Other assessments such as New Jersey Poison Information & Education System (NJPIES) and Maternal and Child Health Consortium Assessment
- In addition, hospitals support their local municipalities through voluntary, negotiated payments and in-kind contributions.

SFY 2023 CHARITY CARE SUBSIDY SHORTFALL



Hackensack Meridian Health Raritan Bay Medical Center

ANNUAL CONTRIBUTIONS TO THE LOCAL AND STATE ECONOMY

Total Expenditures: \$179,544,000

▪ **910 full-time equivalent jobs, including:**

Nursing:	284
Therapy:	27
Radiology:	37
Pharmacy:	17
Pathology and Laboratory:	2
Dietary/Housekeeping/Maintenance:	100
Total Employee Payroll:	\$71,954,000
Estimated State Income Taxes Paid by Employees:	\$3,975,500

▪ **Purchased Services of \$23,383,000, including:**

Contracted Labor: \$16,098,000
Pharmaceutical Drugs: \$3,179,000
Dietary/Laundry/Housekeeping Supplies: \$1,582,000
Building Supplies: \$360,000
Utilities: \$2,164,000 including:
\$1,458,000 in Electric
\$301,000 in Oil & Gas
\$405,000 in Water/Sewage/Disposal

ANNUAL CONTRIBUTIONS AS A HEALTHCARE SAFETY NET

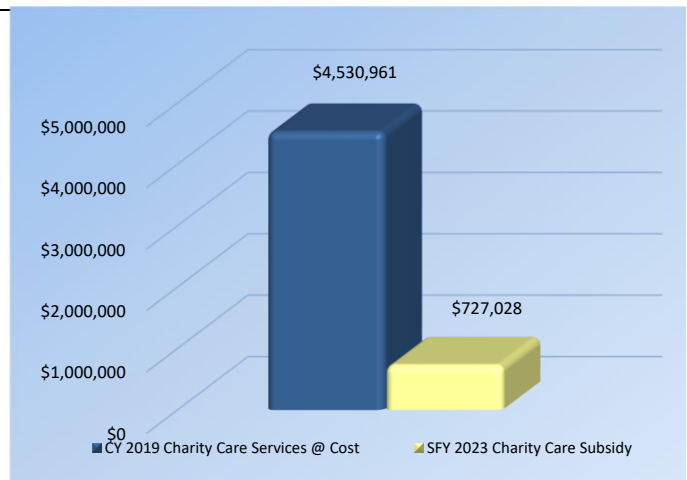
- Hospitals also give back to the community by serving as the primary source of medical services for the state's 657,000 uninsured, thus serving as the healthcare safety net for the most needy.
- In 2021, uninsured patients presented at Hackensack Meridian Health Raritan Bay Medical Center on 11,047 occasions.
- New Jersey's general hospitals are predominantly not-for-profit entities — any excess revenue over expenses is returned to the community in the form of new medical technology, expanded hospital services, maintenance and expansion of physical infrastructure and the enhanced ability to hire and maintain skilled workforce.

ANNUAL TAXES

Hackensack Meridian Health Raritan Bay Medical Center pays \$1,084,700 annually in taxes including:

- 0.53 Percent Assessment: \$819,800
- Adjusted Admissions Assessment: \$112,800
- Newborn Screening Fees: \$152,100
- Other assessments such as New Jersey Poison Information & Education System (NJPIES) and Maternal and Child Health Consortium Assessment
- In addition, hospitals support their local municipalities through voluntary, negotiated payments and in-kind contributions.

SFY 2023 CHARITY CARE SUBSIDY SHORTFALL



Hackensack Meridian Health Riverview Medical Center

ANNUAL CONTRIBUTIONS TO THE LOCAL AND STATE ECONOMY

Total Expenditures: \$354,134,000

▪ **1,447 full-time equivalent jobs, including:**

Nursing:	440
Therapy:	46
Radiology:	83
Pharmacy:	38
Pathology and Laboratory:	2
Dietary/Housekeeping/Maintenance:	102
Total Employee Payroll:	\$131,278,000
Estimated State Income Taxes Paid by Employees:	\$7,253,100

▪ **Purchased Services of \$44,545,000, including:**

Contracted Labor: \$21,862,000
Pharmaceutical Drugs: \$17,052,000
Dietary/Laundry/Housekeeping Supplies: \$547,000
Building Supplies: \$2,669,000
Utilities: \$2,415,000 including:
\$1,578,000 in Electric
\$458,000 in Oil & Gas
\$379,000 in Water/Sewage/Disposal

ANNUAL CONTRIBUTIONS AS A HEALTHCARE SAFETY NET

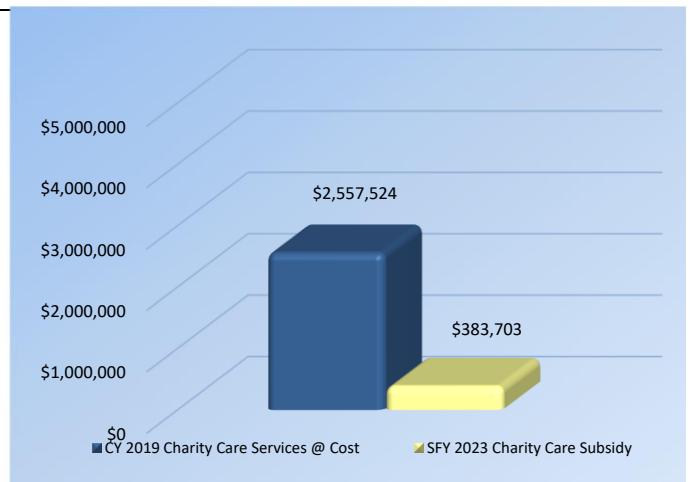
- Hospitals also give back to the community by serving as the primary source of medical services for the state's 657,000 uninsured, thus serving as the healthcare safety net for the most needy.
- In 2021, uninsured patients presented at Hackensack Meridian Health Riverview Medical Center on 5,000 occasions.
- New Jersey's general hospitals are predominantly not-for-profit entities — any excess revenue over expenses is returned to the community in the form of new medical technology, expanded hospital services, maintenance and expansion of physical infrastructure and the enhanced ability to hire and maintain skilled workforce.

ANNUAL TAXES

Hackensack Meridian Health Riverview Medical Center pays \$2,613,500 annually in taxes including:

- 0.53 Percent Assessment: \$1,946,300
- Adjusted Admissions Assessment: \$226,200
- Newborn Screening Fees: \$441,000
- Other assessments such as New Jersey Poison Information & Education System (NJPIES) and Maternal and Child Health Consortium Assessment
- In addition, hospitals support their local municipalities through voluntary, negotiated payments and in-kind contributions.

SFY 2023 CHARITY CARE SUBSIDY SHORTFALL



Hackensack Meridian Health Southern Ocean Medical Center

ANNUAL CONTRIBUTIONS TO THE LOCAL AND STATE ECONOMY

Total Expenditures: \$220,641,000

▪ **901 full-time equivalent jobs, including:**

Nursing:	280
Therapy:	40
Radiology:	61
Pharmacy:	27
Pathology and Laboratory:	1
Dietary/Housekeeping/Maintenance:	69
Total Employee Payroll:	\$78,461,000
Estimated State Income Taxes Paid by Employees:	\$4,335,000

▪ **Purchased Services of \$57,741,000, including:**

Contracted Labor: \$16,712,000
Pharmaceutical Drugs: \$33,940,000
Dietary/Laundry/Housekeeping Supplies: \$2,293,000
Building Supplies: \$2,117,000
Utilities: \$2,679,000 including:
\$1,776,000 in Electric
\$386,000 in Oil & Gas
\$517,000 in Water/Sewage/Disposal

ANNUAL CONTRIBUTIONS AS A HEALTHCARE SAFETY NET

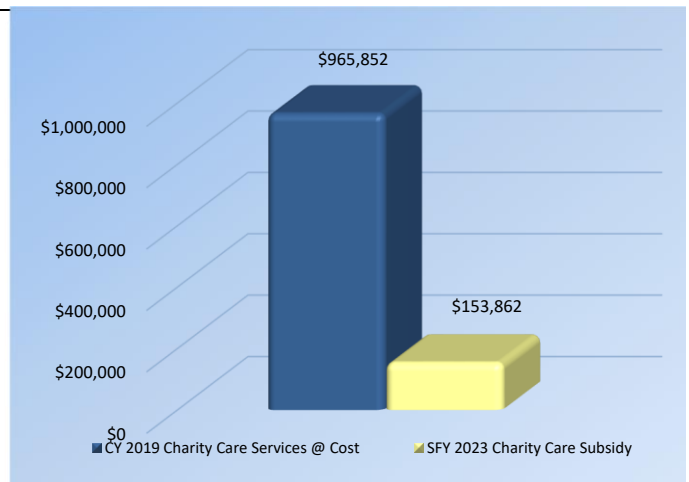
- Hospitals also give back to the community by serving as the primary source of medical services for the state's 657,000 uninsured, thus serving as the healthcare safety net for the most needy.
- In 2021, uninsured patients presented at Hackensack Meridian Health Southern Ocean Medical Center on 2,979 occasions.
- New Jersey's general hospitals are predominantly not-for-profit entities — any excess revenue over expenses is returned to the community in the form of new medical technology, expanded hospital services, maintenance and expansion of physical infrastructure and the enhanced ability to hire and maintain skilled workforce.

ANNUAL TAXES

Hackensack Meridian Health Southern Ocean Medical Center pays \$1,488,300 annually in taxes including:

- 0.53 Percent Assessment: \$1,279,400
- Adjusted Admissions Assessment: \$147,700
- Newborn Screening Fees: \$61,200
- Other assessments such as New Jersey Poison Information & Education System (NJPIES) and Maternal and Child Health Consortium Assessment
- In addition, hospitals support their local municipalities through voluntary, negotiated payments and in-kind contributions.

SFY 2023 CHARITY CARE SUBSIDY SHORTFALL



Hackettstown Medical Center

ANNUAL CONTRIBUTIONS TO THE LOCAL AND STATE ECONOMY

Total Expenditures: \$103,146,000

▪ **228 full-time equivalent jobs, including:**

Nursing:	56
Therapy:	8
Radiology:	6
Pharmacy:	1
Pathology and Laboratory:	11
Dietary/Housekeeping/Maintenance:	22
Total Employee Payroll:	\$36,974,000
Estimated State Income Taxes Paid by Employees:	\$2,042,800

▪ **Purchased Services of \$17,214,000, including:**

Contracted Labor: \$1,978,000
Pharmaceutical Drugs: \$13,399,000
Dietary/Laundry/Housekeeping Supplies: \$752,000
Building Supplies: \$102,000
Utilities: \$983,000 including:
\$738,000 in Electric
\$152,000 in Oil & Gas
\$93,000 in Water/Sewage/Disposal

ANNUAL CONTRIBUTIONS AS A HEALTHCARE SAFETY NET

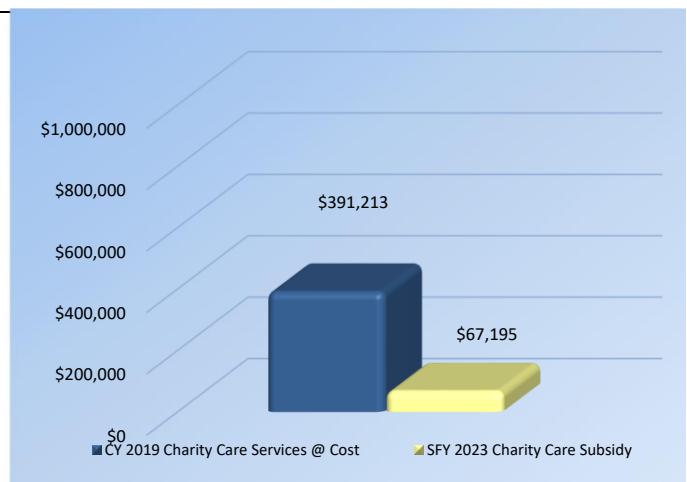
- Hospitals also give back to the community by serving as the primary source of medical services for the state's 657,000 uninsured, thus serving as the healthcare safety net for the most needy.
- In 2021, uninsured patients presented at Hackettstown Medical Center on 2,464 occasions.
- New Jersey's general hospitals are predominantly not-for-profit entities — any excess revenue over expenses is returned to the community in the form of new medical technology, expanded hospital services, maintenance and expansion of physical infrastructure and the enhanced ability to hire and maintain skilled workforce.

ANNUAL TAXES

Hackettstown Medical Center pays \$652,200 annually in taxes including:

- 0.53 Percent Assessment: \$578,300
- Adjusted Admissions Assessment: \$73,800
- Newborn Screening Fees: \$0
- Other assessments such as New Jersey Poison Information & Education System (NJPIES) and Maternal and Child Health Consortium Assessment
- In addition, hospitals support their local municipalities through voluntary, negotiated payments and in-kind contributions.

SFY 2023 CHARITY CARE SUBSIDY SHORTFALL



Holy Name Medical Center

ANNUAL CONTRIBUTIONS TO THE LOCAL AND STATE ECONOMY

Total Expenditures: \$462,623,000

▪ **2,211 full-time equivalent jobs, including:**

Nursing:	593
Therapy:	32
Radiology:	112
Pharmacy:	102
Pathology and Laboratory:	100
Dietary/Housekeeping/Maintenance:	180
Total Employee Payroll:	\$176,771,000
Estimated State Income Taxes Paid by Employees:	\$9,766,600

▪ **Purchased Services of \$117,978,000, including:**

Contracted Labor: \$40,916,000
Pharmaceutical Drugs: \$69,172,000
Dietary/Laundry/Housekeeping Supplies: \$3,390,000
Building Supplies: \$831,000
Utilities: \$3,669,000 including:
\$0 in Electric
\$2,932,000 in Oil & Gas
\$737,000 in Water/Sewage/Disposal

ANNUAL CONTRIBUTIONS AS A HEALTHCARE SAFETY NET

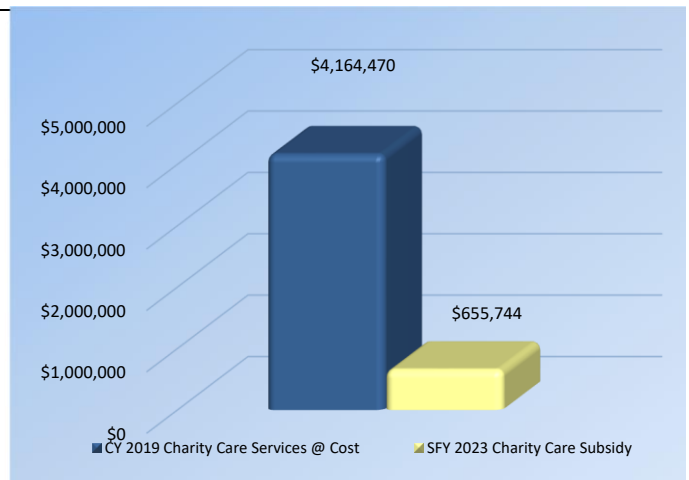
- Hospitals also give back to the community by serving as the primary source of medical services for the state's 657,000 uninsured, thus serving as the healthcare safety net for the most needy.
- In 2021, uninsured patients presented at Holy Name Medical Center on 14,707 occasions.
- New Jersey's general hospitals are predominantly not-for-profit entities — any excess revenue over expenses is returned to the community in the form of new medical technology, expanded hospital services, maintenance and expansion of physical infrastructure and the enhanced ability to hire and maintain skilled workforce.

ANNUAL TAXES

Holy Name Medical Center pays \$3,341,700 annually in taxes including:

- 0.53 Percent Assessment: \$2,783,400
- Adjusted Admissions Assessment: \$323,100
- Newborn Screening Fees: \$235,200
- Other assessments such as New Jersey Poison Information & Education System (NJPIES) and Maternal and Child Health Consortium Assessment
- In addition, hospitals support their local municipalities through voluntary, negotiated payments and in-kind contributions.

SFY 2023 CHARITY CARE SUBSIDY SHORTFALL



Hudson Regional Hospital

ANNUAL CONTRIBUTIONS TO THE LOCAL AND STATE ECONOMY

Total Expenditures: \$133,330,000

▪ **515 full-time equivalent jobs, including:**

Nursing:	96
Therapy:	16
Radiology:	29
Pharmacy:	12
Pathology and Laboratory:	33
Dietary/Housekeeping/Maintenance:	64
Total Employee Payroll:	\$36,431,000
Estimated State Income Taxes Paid by Employees:	\$2,012,800

▪ **Purchased Services of \$19,362,000, including:**

Contracted Labor: \$14,197,000
Pharmaceutical Drugs: \$2,421,000
Dietary/Laundry/Housekeeping Supplies: \$1,015,000
Building Supplies: \$24,000
Utilities: \$1,705,000 including:
\$804,000 in Electric
\$5,000 in Oil & Gas
\$896,000 in Water/Sewage/Disposal

ANNUAL CONTRIBUTIONS AS A HEALTHCARE SAFETY NET

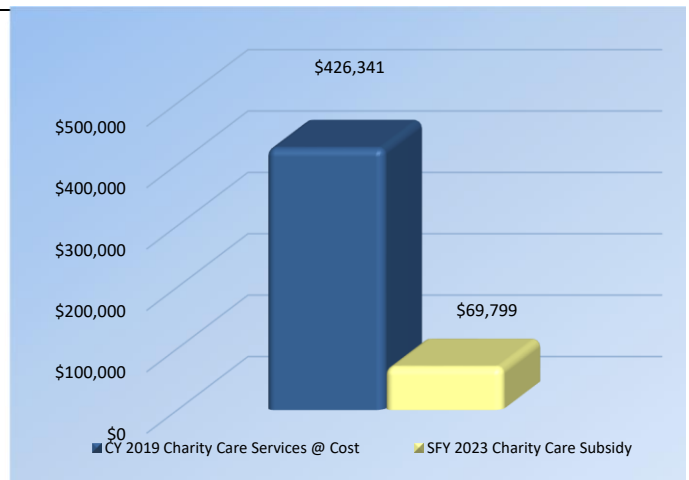
- Hospitals also give back to the community by serving as the primary source of medical services for the state's 657,000 uninsured, thus serving as the healthcare safety net for the most needy.
- In 2021, uninsured patients presented at Hudson Regional Hospital on 7,035 occasions.
- New Jersey's general hospitals are predominantly not-for-profit entities — any excess revenue over expenses is returned to the community in the form of new medical technology, expanded hospital services, maintenance and expansion of physical infrastructure and the enhanced ability to hire and maintain skilled workforce.

ANNUAL TAXES

Hudson Regional Hospital pays \$961,900 annually in taxes including:

- 0.53 Percent Assessment: \$829,000
- Adjusted Admissions Assessment: \$80,200
- Newborn Screening Fees: \$52,700
- Other assessments such as New Jersey Poison Information & Education System (NJPIES) and Maternal and Child Health Consortium Assessment
- In addition, hospitals support their local municipalities through voluntary, negotiated payments and in-kind contributions.

SFY 2023 CHARITY CARE SUBSIDY SHORTFALL



Hunterdon Medical Center

ANNUAL CONTRIBUTIONS TO THE LOCAL AND STATE ECONOMY

Total Expenditures: \$404,869,000

▪ **2,019 full-time equivalent jobs, including:**

Nursing:	274
Therapy:	81
Radiology:	88
Pharmacy:	28
Pathology and Laboratory:	74
Dietary/Housekeeping/Maintenance:	158
Total Employee Payroll:	\$177,127,000
Estimated State Income Taxes Paid by Employees:	\$9,786,300

▪ **Purchased Services of \$21,025,000, including:**

Contracted Labor: \$8,534,000
Pharmaceutical Drugs: \$8,341,000
Dietary/Laundry/Housekeeping Supplies: \$1,107,000
Building Supplies: \$541,000
Utilities: \$2,502,000 including:
\$1,610,000 in Electric
\$599,000 in Oil & Gas
\$293,000 in Water/Sewage/Disposal

ANNUAL CONTRIBUTIONS AS A HEALTHCARE SAFETY NET

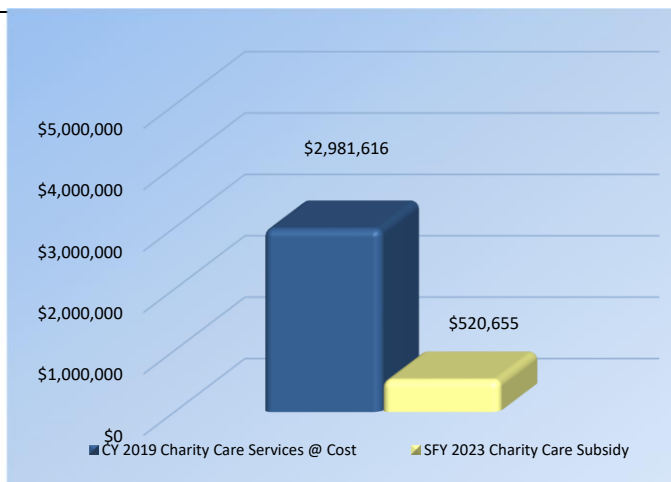
- Hospitals also give back to the community by serving as the primary source of medical services for the state's 657,000 uninsured, thus serving as the healthcare safety net for the most needy.
- In 2021, uninsured patients presented at Hunterdon Medical Center on 13,783 occasions.
- New Jersey's general hospitals are predominantly not-for-profit entities — any excess revenue over expenses is returned to the community in the form of new medical technology, expanded hospital services, maintenance and expansion of physical infrastructure and the enhanced ability to hire and maintain skilled workforce.

ANNUAL TAXES

Hunterdon Medical Center pays \$2,657,600 annually in taxes including:

- 0.53 Percent Assessment: \$2,200,400
- Adjusted Admissions Assessment: \$302,700
- Newborn Screening Fees: \$154,500
- Other assessments such as New Jersey Poison Information & Education System (NJPIES) and Maternal and Child Health Consortium Assessment
- In addition, hospitals support their local municipalities through voluntary, negotiated payments and in-kind contributions.

SFY 2023 CHARITY CARE SUBSIDY SHORTFALL



Inspira Medical Center Elmer

ANNUAL CONTRIBUTIONS TO THE LOCAL AND STATE ECONOMY

Total Expenditures: \$57,979,000

▪ **315 full-time equivalent jobs, including:**

Nursing:	83
Therapy:	10
Radiology:	26
Pharmacy:	6
Pathology and Laboratory:	14
Dietary/Housekeeping/Maintenance:	34
Total Employee Payroll:	\$25,713,000
Estimated State Income Taxes Paid by Employees:	\$1,420,600

▪ **Purchased Services of \$9,371,000, including:**

Contracted Labor: \$6,101,000
Pharmaceutical Drugs: \$1,827,000
Dietary/Laundry/Housekeeping Supplies: \$493,000
Building Supplies: \$5,000
Utilities: \$945,000 including:
\$641,000 in Electric
\$170,000 in Oil & Gas
\$134,000 in Water/Sewage/Disposal

ANNUAL CONTRIBUTIONS AS A HEALTHCARE SAFETY NET

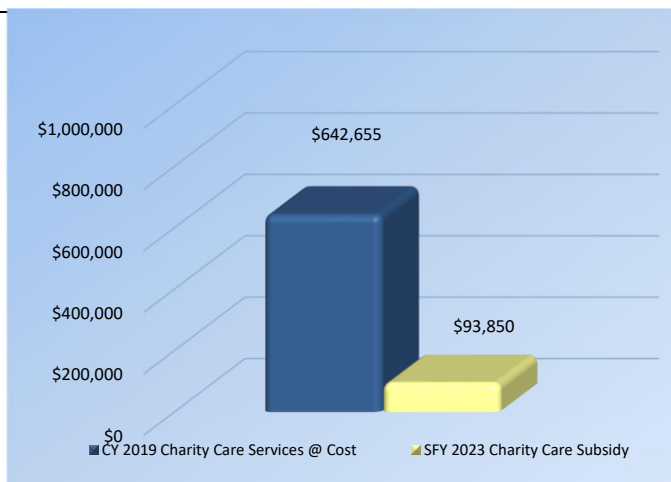
- Hospitals also give back to the community by serving as the primary source of medical services for the state's 657,000 uninsured, thus serving as the healthcare safety net for the most needy.
- In 2021, uninsured patients presented at Inspira Medical Center Elmer on 1,408 occasions.
- New Jersey's general hospitals are predominantly not-for-profit entities — any excess revenue over expenses is returned to the community in the form of new medical technology, expanded hospital services, maintenance and expansion of physical infrastructure and the enhanced ability to hire and maintain skilled workforce.

ANNUAL TAXES

Inspira Medical Center Elmer pays \$456,100 annually in taxes including:

- 0.53 Percent Assessment: \$361,600
- Adjusted Admissions Assessment: \$52,700
- Newborn Screening Fees: \$41,900
- Other assessments such as New Jersey Poison Information & Education System (NJPIES) and Maternal and Child Health Consortium Assessment
- In addition, hospitals support their local municipalities through voluntary, negotiated payments and in-kind contributions.

SFY 2023 CHARITY CARE SUBSIDY SHORTFALL



Inspira Medical Center Mullica Hill

ANNUAL CONTRIBUTIONS TO THE LOCAL AND STATE ECONOMY

Total Expenditures: \$303,825,000

▪ **1,454 full-time equivalent jobs, including:**

Nursing:	420
Therapy:	57
Radiology:	70
Pharmacy:	31
Pathology and Laboratory:	51
Dietary/Housekeeping/Maintenance:	122
Total Employee Payroll:	\$119,526,000
Estimated State Income Taxes Paid by Employees:	\$6,603,800

▪ **Purchased Services of \$48,940,000, including:**

Contracted Labor: \$25,058,000
Pharmaceutical Drugs: \$18,011,000
Dietary/Laundry/Housekeeping Supplies: \$2,789,000
Building Supplies: \$0
Utilities: \$3,082,000 including:
\$1,465,000 in Electric
\$1,036,000 in Oil & Gas
\$581,000 in Water/Sewage/Disposal

ANNUAL CONTRIBUTIONS AS A HEALTHCARE SAFETY NET

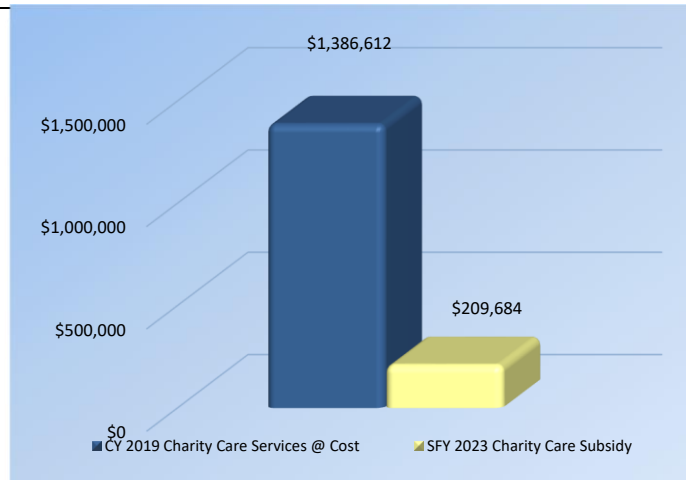
- Hospitals also give back to the community by serving as the primary source of medical services for the state's 657,000 uninsured, thus serving as the healthcare safety net for the most needy.
- In 2021, uninsured patients presented at Inspira Medical Center Mullica Hill on 2,855 occasions.
- New Jersey's general hospitals are predominantly not-for-profit entities — any excess revenue over expenses is returned to the community in the form of new medical technology, expanded hospital services, maintenance and expansion of physical infrastructure and the enhanced ability to hire and maintain skilled workforce.

ANNUAL TAXES

Inspira Medical Center Mullica Hill pays \$2,162,300 annually in taxes including:

- 0.53 Percent Assessment: \$1,762,000
- Adjusted Admissions Assessment: \$202,900
- Newborn Screening Fees: \$197,400
- Other assessments such as New Jersey Poison Information & Education System (NJPIES) and Maternal and Child Health Consortium Assessment
- In addition, hospitals support their local municipalities through voluntary, negotiated payments and in-kind contributions.

SFY 2023 CHARITY CARE SUBSIDY SHORTFALL



Inspira Medical Center Vineland

ANNUAL CONTRIBUTIONS TO THE LOCAL AND STATE ECONOMY

Total Expenditures: \$506,160,000

▪ **2,787 full-time equivalent jobs, including:**

Nursing:	726
Therapy:	42
Radiology:	187
Pharmacy:	37
Pathology and Laboratory:	81
Dietary/Housekeeping/Maintenance:	198
Total Employee Payroll:	\$215,723,000
Estimated State Income Taxes Paid by Employees:	\$11,918,700

▪ **Purchased Services of \$68,871,000, including:**

Contracted Labor: \$41,280,000
Pharmaceutical Drugs: \$15,063,000
Dietary/Laundry/Housekeeping Supplies: \$4,274,000
Building Supplies: \$7,000
Utilities: \$8,247,000 including:
\$5,365,000 in Electric
\$1,794,000 in Oil & Gas
\$1,088,000 in Water/Sewage/Disposal

ANNUAL CONTRIBUTIONS AS A HEALTHCARE SAFETY NET

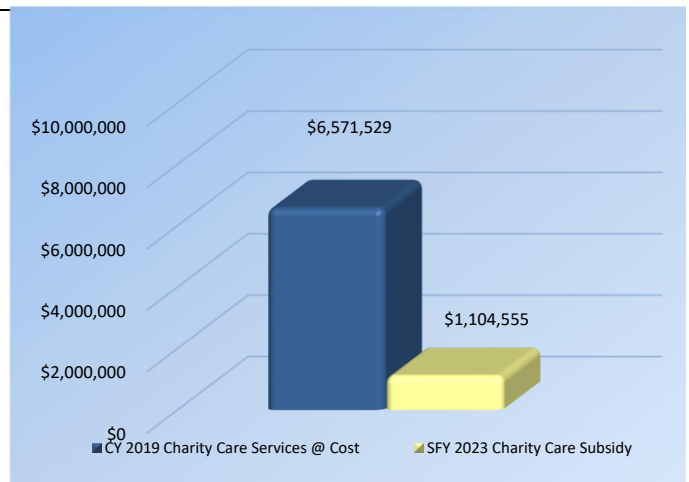
- Hospitals also give back to the community by serving as the primary source of medical services for the state's 657,000 uninsured, thus serving as the healthcare safety net for the most needy.
- In 2021, uninsured patients presented at Inspira Medical Center Vineland on 17,907 occasions.
- New Jersey's general hospitals are predominantly not-for-profit entities — any excess revenue over expenses is returned to the community in the form of new medical technology, expanded hospital services, maintenance and expansion of physical infrastructure and the enhanced ability to hire and maintain skilled workforce.

ANNUAL TAXES

Inspira Medical Center Vineland pays \$3,338,700 annually in taxes including:

- 0.53 Percent Assessment: \$2,760,600
- Adjusted Admissions Assessment: \$338,500
- Newborn Screening Fees: \$239,600
- Other assessments such as New Jersey Poison Information & Education System (NJPIES) and Maternal and Child Health Consortium Assessment
- In addition, hospitals support their local municipalities through voluntary, negotiated payments and in-kind contributions.

SFY 2023 CHARITY CARE SUBSIDY SHORTFALL



Jefferson Cherry Hill Hospital

ANNUAL CONTRIBUTIONS TO THE LOCAL AND STATE ECONOMY

Total Expenditures: \$207,120,000

▪ **942 full-time equivalent jobs, including:**

Nursing:	252
Therapy:	20
Radiology:	70
Pharmacy:	21
Pathology and Laboratory:	37
Dietary/Housekeeping/Maintenance:	110
Total Employee Payroll:	\$70,136,000
Estimated State Income Taxes Paid by Employees:	\$3,875,000

▪ **Purchased Services of \$41,054,000, including:**

Contracted Labor: \$32,072,000
Pharmaceutical Drugs: \$5,229,000
Dietary/Laundry/Housekeeping Supplies: \$989,000
Building Supplies: \$72,000
Utilities: \$2,692,000 including:
\$2,155,000 in Electric
\$234,000 in Oil & Gas
\$303,000 in Water/Sewage/Disposal

ANNUAL CONTRIBUTIONS AS A HEALTHCARE SAFETY NET

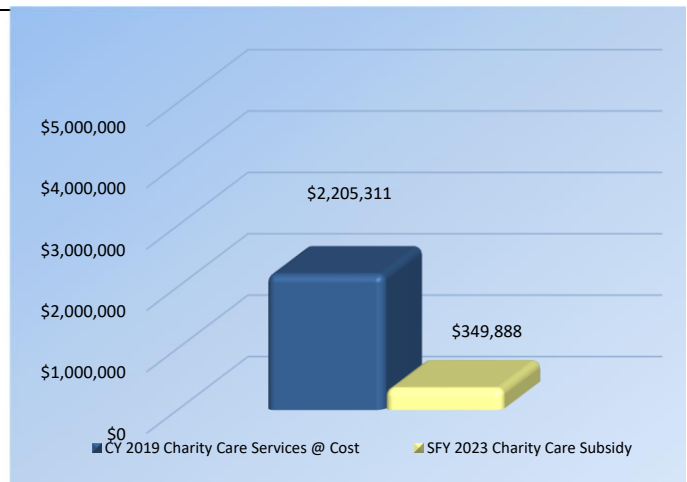
- Hospitals also give back to the community by serving as the primary source of medical services for the state's 657,000 uninsured, thus serving as the healthcare safety net for the most needy.
- In 2021, uninsured patients presented at Jefferson Cherry Hill Hospital on 4,600 occasions.
- New Jersey's general hospitals are predominantly not-for-profit entities — any excess revenue over expenses is returned to the community in the form of new medical technology, expanded hospital services, maintenance and expansion of physical infrastructure and the enhanced ability to hire and maintain skilled workforce.

ANNUAL TAXES

Jefferson Cherry Hill Hospital pays **\$1,308,800** annually in taxes including:

- 0.53 Percent Assessment: \$1,201,200
- Adjusted Admissions Assessment: \$107,600
- Newborn Screening Fees: \$0
- Other assessments such as New Jersey Poison Information & Education System (NJPIES) and Maternal and Child Health Consortium Assessment
- In addition, hospitals support their local municipalities through voluntary, negotiated payments and in-kind contributions.

SFY 2023 CHARITY CARE SUBSIDY SHORTFALL



Jefferson Stratford Hospital

ANNUAL CONTRIBUTIONS TO THE LOCAL AND STATE ECONOMY

Total Expenditures: \$150,029,000

▪ **604 full-time equivalent jobs, including:**

Nursing:	162
Therapy:	13
Radiology:	45
Pharmacy:	14
Pathology and Laboratory:	24
Dietary/Housekeeping/Maintenance:	71
Total Employee Payroll:	\$45,189,000
Estimated State Income Taxes Paid by Employees:	\$2,496,700

▪ **Purchased Services of \$24,261,000, including:**

Contracted Labor: \$15,526,000
Pharmaceutical Drugs: \$6,350,000
Dietary/Laundry/Housekeeping Supplies: \$713,000
Building Supplies: \$61,000
Utilities: \$1,611,000 including:
\$1,067,000 in Electric
\$327,000 in Oil & Gas
\$217,000 in Water/Sewage/Disposal

ANNUAL CONTRIBUTIONS AS A HEALTHCARE SAFETY NET

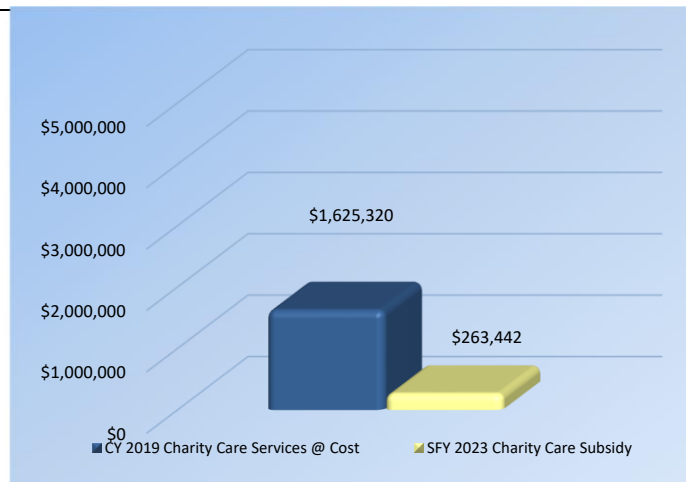
- Hospitals also give back to the community by serving as the primary source of medical services for the state's 657,000 uninsured, thus serving as the healthcare safety net for the most needy.
- In 2021, uninsured patients presented at Jefferson Stratford Hospital on 3,189 occasions.
- New Jersey's general hospitals are predominantly not-for-profit entities — any excess revenue over expenses is returned to the community in the form of new medical technology, expanded hospital services, maintenance and expansion of physical infrastructure and the enhanced ability to hire and maintain skilled workforce.

ANNUAL TAXES

Jefferson Stratford Hospital pays \$683,700 annually in taxes including:

- 0.53 Percent Assessment: \$598,300
- Adjusted Admissions Assessment: \$85,400
- Newborn Screening Fees: \$0
- Other assessments such as New Jersey Poison Information & Education System (NJPIES) and Maternal and Child Health Consortium Assessment
- In addition, hospitals support their local municipalities through voluntary, negotiated payments and in-kind contributions.

SFY 2023 CHARITY CARE SUBSIDY SHORTFALL



Jefferson Washington Township Hospital

ANNUAL CONTRIBUTIONS TO THE LOCAL AND STATE ECONOMY

Total Expenditures: \$331,238,000

▪ **1,553 full-time equivalent jobs, including:**

Nursing:	424
Therapy:	33
Radiology:	116
Pharmacy:	35
Pathology and Laboratory:	62
Dietary/Housekeeping/Maintenance:	183
Total Employee Payroll:	\$117,121,000
Estimated State Income Taxes Paid by Employees:	\$6,470,900

▪ **Purchased Services of \$79,680,000, including:**

Contracted Labor: \$48,999,000
Pharmaceutical Drugs: \$25,383,000
Dietary/Laundry/Housekeeping Supplies: \$1,738,000
Building Supplies: \$554,000
Utilities: \$3,006,000 including:
\$2,109,000 in Electric
\$554,000 in Oil & Gas
\$343,000 in Water/Sewage/Disposal

ANNUAL CONTRIBUTIONS AS A HEALTHCARE SAFETY NET

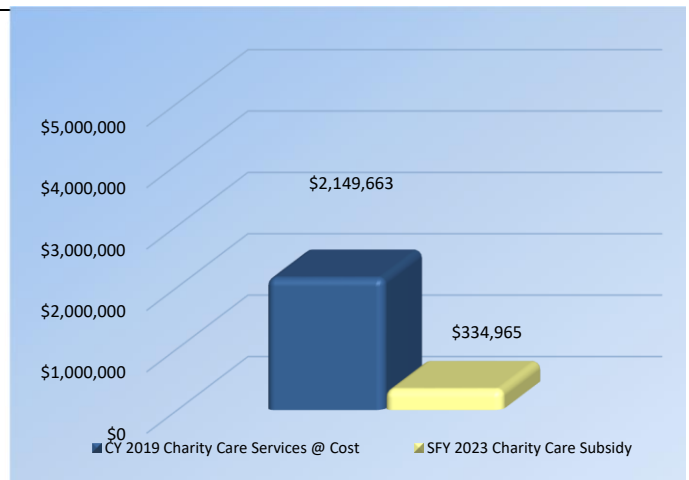
- Hospitals also give back to the community by serving as the primary source of medical services for the state's 657,000 uninsured, thus serving as the healthcare safety net for the most needy.
- In 2021, uninsured patients presented at Jefferson Washington Township Hospital on 2,677 occasions.
- New Jersey's general hospitals are predominantly not-for-profit entities — any excess revenue over expenses is returned to the community in the form of new medical technology, expanded hospital services, maintenance and expansion of physical infrastructure and the enhanced ability to hire and maintain skilled workforce.

ANNUAL TAXES

Jefferson Washington Township Hospital pays **\$2,116,000** annually in taxes including:

- 0.53 Percent Assessment: \$1,813,700
- Adjusted Admissions Assessment: \$191,000
- Newborn Screening Fees: \$111,300
- Other assessments such as New Jersey Poison Information & Education System (NJPIES) and Maternal and Child Health Consortium Assessment
- In addition, hospitals support their local municipalities through voluntary, negotiated payments and in-kind contributions.

SFY 2023 CHARITY CARE SUBSIDY SHORTFALL



Jersey City Medical Center

ANNUAL CONTRIBUTIONS TO THE LOCAL AND STATE ECONOMY

Total Expenditures: \$486,588,000

▪ **2,077 full-time equivalent jobs, including:**

Nursing:	504
Therapy:	50
Radiology:	69
Pharmacy:	47
Pathology and Laboratory:	48
Dietary/Housekeeping/Maintenance:	125
Total Employee Payroll:	\$160,678,000
Estimated State Income Taxes Paid by Employees:	\$8,877,500

▪ **Purchased Services of \$66,354,000, including:**

Contracted Labor: \$38,956,000
Pharmaceutical Drugs: \$19,966,000
Dietary/Laundry/Housekeeping Supplies: \$4,045,000
Building Supplies: \$0
Utilities: \$3,387,000 including:
\$2,537,000 in Electric
\$366,000 in Oil & Gas
\$484,000 in Water/Sewage/Disposal

ANNUAL CONTRIBUTIONS AS A HEALTHCARE SAFETY NET

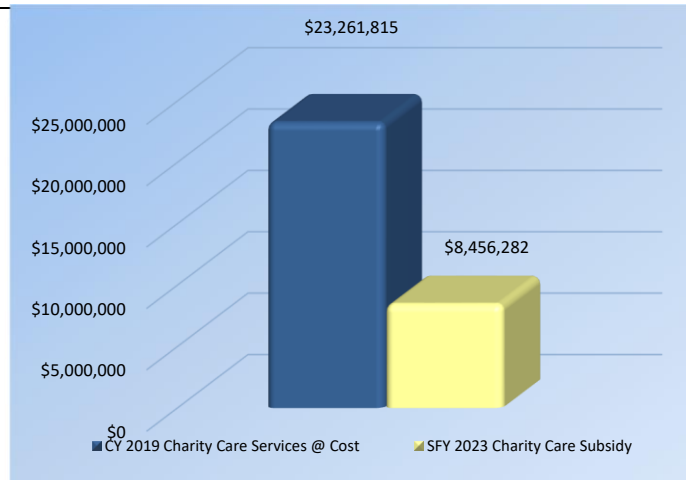
- Hospitals also give back to the community by serving as the primary source of medical services for the state's 657,000 uninsured, thus serving as the healthcare safety net for the most needy.
- In 2021, uninsured patients presented at Jersey City Medical Center on 24,523 occasions.
- New Jersey's general hospitals are predominantly not-for-profit entities — any excess revenue over expenses is returned to the community in the form of new medical technology, expanded hospital services, maintenance and expansion of physical infrastructure and the enhanced ability to hire and maintain skilled workforce.

ANNUAL TAXES

Jersey City Medical Center pays \$2,965,200 annually in taxes including:

- 0.53 Percent Assessment: \$2,408,100
- Adjusted Admissions Assessment: \$287,300
- Newborn Screening Fees: \$269,700
- Other assessments such as New Jersey Poison Information & Education System (NJPIES) and Maternal and Child Health Consortium Assessment
- In addition, hospitals support their local municipalities through voluntary, negotiated payments and in-kind contributions.

SFY 2023 CHARITY CARE SUBSIDY SHORTFALL



Monmouth Medical Center

ANNUAL CONTRIBUTIONS TO THE LOCAL AND STATE ECONOMY

Total Expenditures: \$474,799,000

▪ **1,955 full-time equivalent jobs, including:**

Nursing:	534
Therapy:	49
Radiology:	80
Pharmacy:	37
Pathology and Laboratory:	77
Dietary/Housekeeping/Maintenance:	129
Total Employee Payroll:	\$168,430,000
Estimated State Income Taxes Paid by Employees:	\$9,305,800

▪ **Purchased Services of \$73,040,000, including:**

Contracted Labor: \$30,446,000
Pharmaceutical Drugs: \$33,751,000
Dietary/Laundry/Housekeeping Supplies: \$4,077,000
Building Supplies: \$3,000
Utilities: \$4,763,000 including:
\$2,712,000 in Electric
\$718,000 in Oil & Gas
\$1,333,000 in Water/Sewage/Disposal

ANNUAL CONTRIBUTIONS AS A HEALTHCARE SAFETY NET

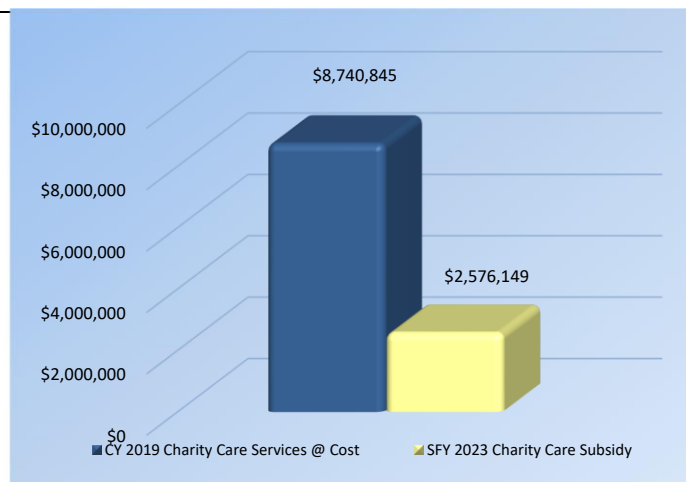
- Hospitals also give back to the community by serving as the primary source of medical services for the state's 657,000 uninsured, thus serving as the healthcare safety net for the most needy.
- In 2021, uninsured patients presented at Monmouth Medical Center on 10,500 occasions.
- New Jersey's general hospitals are predominantly not-for-profit entities — any excess revenue over expenses is returned to the community in the form of new medical technology, expanded hospital services, maintenance and expansion of physical infrastructure and the enhanced ability to hire and maintain skilled workforce.

ANNUAL TAXES

Monmouth Medical Center pays \$4,579,300 annually in taxes including:

- 0.53 Percent Assessment: \$2,441,400
- Adjusted Admissions Assessment: \$415,700
- Newborn Screening Fees: \$1,722,200
- Other assessments such as New Jersey Poison Information & Education System (NJPIES) and Maternal and Child Health Consortium Assessment
- In addition, hospitals support their local municipalities through voluntary, negotiated payments and in-kind contributions.

SFY 2023 CHARITY CARE SUBSIDY SHORTFALL



Monmouth Medical Center, Southern Campus

ANNUAL CONTRIBUTIONS TO THE LOCAL AND STATE ECONOMY

Total Expenditures: \$152,379,000

▪ **636 full-time equivalent jobs, including:**

Nursing:	227
Therapy:	31
Radiology:	38
Pharmacy:	18
Pathology and Laboratory:	21
Dietary/Housekeeping/Maintenance:	50
Total Employee Payroll:	\$53,521,000
Estimated State Income Taxes Paid by Employees:	\$2,957,000

▪ **Purchased Services of \$30,878,000, including:**

Contracted Labor: \$11,105,000
Pharmaceutical Drugs: \$16,787,000
Dietary/Laundry/Housekeeping Supplies: \$992,000
Building Supplies: \$0
Utilities: \$1,994,000 including:
\$1,064,000 in Electric
\$306,000 in Oil & Gas
\$624,000 in Water/Sewage/Disposal

ANNUAL CONTRIBUTIONS AS A HEALTHCARE SAFETY NET

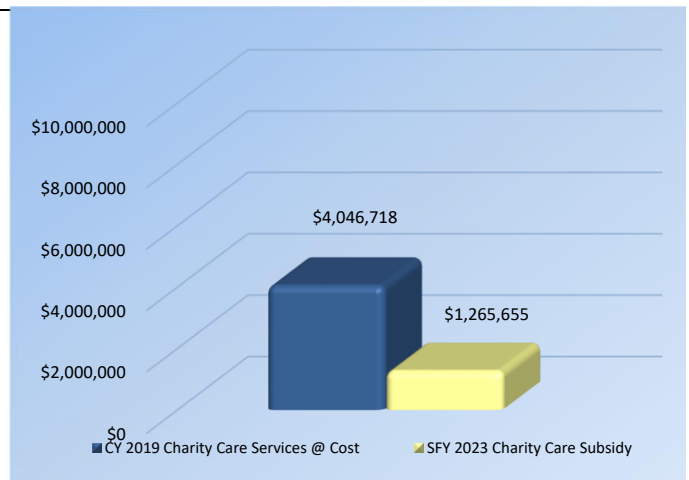
- Hospitals also give back to the community by serving as the primary source of medical services for the state's 657,000 uninsured, thus serving as the healthcare safety net for the most needy.
- In 2021, uninsured patients presented at Monmouth Medical Center, Southern Campus on 4,965 occasions.
- New Jersey's general hospitals are predominantly not-for-profit entities — any excess revenue over expenses is returned to the community in the form of new medical technology, expanded hospital services, maintenance and expansion of physical infrastructure and the enhanced ability to hire and maintain skilled workforce.

ANNUAL TAXES

Monmouth Medical Center, Southern Campus pays \$817,700 annually in taxes including:

- 0.53 Percent Assessment: \$724,700
- Adjusted Admissions Assessment: \$93,100
- Newborn Screening Fees: \$0
- Other assessments such as New Jersey Poison Information & Education System (NJPIES) and Maternal and Child Health Consortium Assessment
- In addition, hospitals support their local municipalities through voluntary, negotiated payments and in-kind contributions.

SFY 2023 CHARITY CARE SUBSIDY SHORTFALL



Morristown Medical Center

ANNUAL CONTRIBUTIONS TO THE LOCAL AND STATE ECONOMY

Total Expenditures: \$1,381,655,000

▪ **5,173 full-time equivalent jobs, including:**

Nursing:	1,290
Therapy:	223
Radiology:	218
Pharmacy:	143
Pathology and Laboratory:	304
Dietary/Housekeeping/Maintenance:	487
Total Employee Payroll:	\$424,681,000
Estimated State Income Taxes Paid by Employees:	\$23,463,600

▪ **Purchased Services of \$177,661,000, including:**

Contracted Labor: \$22,255,000
Pharmaceutical Drugs: \$138,734,000
Dietary/Laundry/Housekeeping Supplies: \$7,100,000
Building Supplies: \$1,422,000
Utilities: \$8,150,000 including:
\$5,148,000 in Electric
\$2,711,000 in Oil & Gas
\$291,000 in Water/Sewage/Disposal

ANNUAL CONTRIBUTIONS AS A HEALTHCARE SAFETY NET

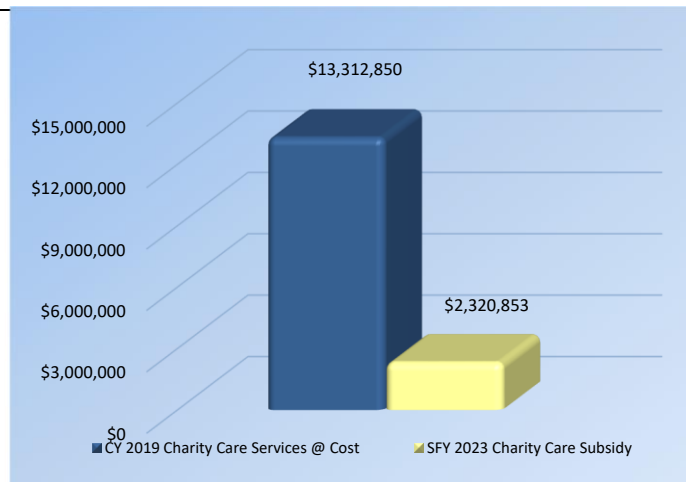
- Hospitals also give back to the community by serving as the primary source of medical services for the state's 657,000 uninsured, thus serving as the healthcare safety net for the most needy.
- In 2021, uninsured patients presented at Morristown Medical Center on 29,848 occasions.
- New Jersey's general hospitals are predominantly not-for-profit entities — any excess revenue over expenses is returned to the community in the form of new medical technology, expanded hospital services, maintenance and expansion of physical infrastructure and the enhanced ability to hire and maintain skilled workforce.

ANNUAL TAXES

Morristown Medical Center pays \$13,064,000 annually in taxes including:

- 0.53 Percent Assessment: \$11,588,900
- Adjusted Admissions Assessment: \$782,700
- Newborn Screening Fees: \$692,400
- Other assessments such as New Jersey Poison Information & Education System (NJPIES) and Maternal and Child Health Consortium Assessment
- In addition, hospitals support their local municipalities through voluntary, negotiated payments and in-kind contributions.

SFY 2023 CHARITY CARE SUBSIDY SHORTFALL



Newark Beth Israel Medical Center

ANNUAL CONTRIBUTIONS TO THE LOCAL AND STATE ECONOMY

Total Expenditures: \$719,524,000

▪ **3,215 full-time equivalent jobs, including:**

Nursing:	829
Therapy:	71
Radiology:	170
Pharmacy:	68
Pathology and Laboratory:	66
Dietary/Housekeeping/Maintenance:	188
Total Employee Payroll:	\$276,138,000
Estimated State Income Taxes Paid by Employees:	\$15,256,600

▪ **Purchased Services of \$95,556,000, including:**

Contracted Labor: \$47,663,000
Pharmaceutical Drugs: \$38,418,000
Dietary/Laundry/Housekeeping Supplies: \$4,820,000
Building Supplies: \$0
Utilities: \$4,655,000 including:
\$3,590,000 in Electric
\$778,000 in Oil & Gas
\$287,000 in Water/Sewage/Disposal

ANNUAL CONTRIBUTIONS AS A HEALTHCARE SAFETY NET

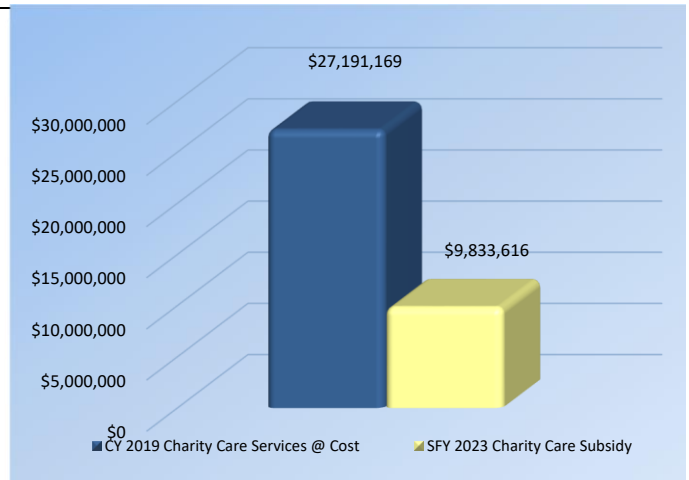
- Hospitals also give back to the community by serving as the primary source of medical services for the state's 657,000 uninsured, thus serving as the healthcare safety net for the most needy.
- In 2021, uninsured patients presented at Newark Beth Israel Medical Center on 32,004 occasions.
- New Jersey's general hospitals are predominantly not-for-profit entities — any excess revenue over expenses is returned to the community in the form of new medical technology, expanded hospital services, maintenance and expansion of physical infrastructure and the enhanced ability to hire and maintain skilled workforce.

ANNUAL TAXES

Newark Beth Israel Medical Center pays \$4,547,100 annually in taxes including:

- 0.53 Percent Assessment: \$3,833,100
- Adjusted Admissions Assessment: \$298,800
- Newborn Screening Fees: \$415,200
- Other assessments such as New Jersey Poison Information & Education System (NJPIES) and Maternal and Child Health Consortium Assessment
- In addition, hospitals support their local municipalities through voluntary, negotiated payments and in-kind contributions.

SFY 2023 CHARITY CARE SUBSIDY SHORTFALL



Newton Medical Center

ANNUAL CONTRIBUTIONS TO THE LOCAL AND STATE ECONOMY

Total Expenditures: \$188,963,000

▪ **882 full-time equivalent jobs, including:**

Nursing:	258
Therapy:	57
Radiology:	37
Pharmacy:	32
Pathology and Laboratory:	29
Dietary/Housekeeping/Maintenance:	108
Total Employee Payroll:	\$79,627,000
Estimated State Income Taxes Paid by Employees:	\$4,399,400

▪ **Purchased Services of \$22,622,000, including:**

Contracted Labor: \$2,015,000
Pharmaceutical Drugs: \$17,597,000
Dietary/Laundry/Housekeeping Supplies: \$1,769,000
Building Supplies: \$149,000
Utilities: \$1,092,000 including:
\$196,000 in Electric
\$456,000 in Oil & Gas
\$440,000 in Water/Sewage/Disposal

ANNUAL CONTRIBUTIONS AS A HEALTHCARE SAFETY NET

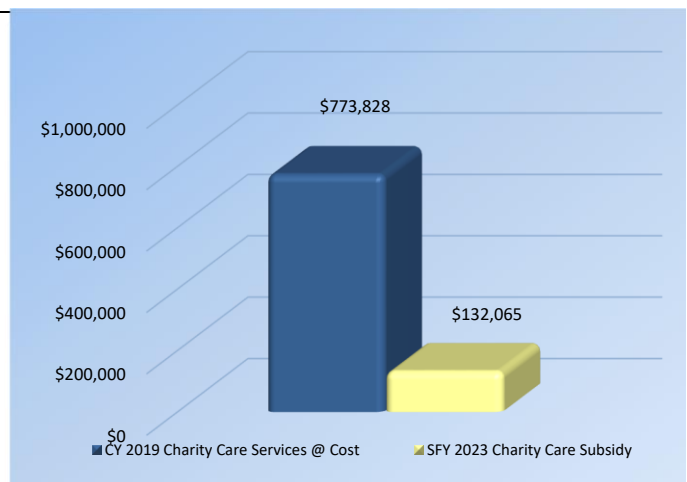
- Hospitals also give back to the community by serving as the primary source of medical services for the state's 657,000 uninsured, thus serving as the healthcare safety net for the most needy.
- In 2021, uninsured patients presented at Newton Medical Center on 2,712 occasions.
- New Jersey's general hospitals are predominantly not-for-profit entities — any excess revenue over expenses is returned to the community in the form of new medical technology, expanded hospital services, maintenance and expansion of physical infrastructure and the enhanced ability to hire and maintain skilled workforce.

ANNUAL TAXES

Newton Medical Center pays \$1,255,000 annually in taxes including:

- 0.53 Percent Assessment: \$1,033,200
- Adjusted Admissions Assessment: \$145,000
- Newborn Screening Fees: \$76,800
- Other assessments such as New Jersey Poison Information & Education System (NJPIES) and Maternal and Child Health Consortium Assessment
- In addition, hospitals support their local municipalities through voluntary, negotiated payments and in-kind contributions.

SFY 2023 CHARITY CARE SUBSIDY SHORTFALL



Overlook Medical Center

ANNUAL CONTRIBUTIONS TO THE LOCAL AND STATE ECONOMY

Total Expenditures: \$731,609,000

▪ **2,807 full-time equivalent jobs, including:**

Nursing:	585
Therapy:	97
Radiology:	320
Pharmacy:	71
Pathology and Laboratory:	53
Dietary/Housekeeping/Maintenance:	152
Total Employee Payroll:	\$262,421,000
Estimated State Income Taxes Paid by Employees:	\$14,498,800

▪ **Purchased Services of \$117,490,000, including:**

Contracted Labor: \$17,259,000
Pharmaceutical Drugs: \$90,674,000
Dietary/Laundry/Housekeeping Supplies: \$4,619,000
Building Supplies: \$578,000
Utilities: \$4,360,000 including:
\$2,425,000 in Electric
\$1,469,000 in Oil & Gas
\$466,000 in Water/Sewage/Disposal

ANNUAL CONTRIBUTIONS AS A HEALTHCARE SAFETY NET

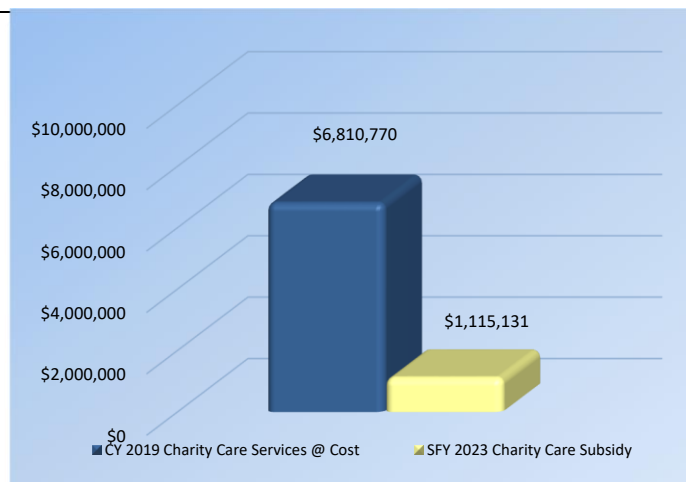
- Hospitals also give back to the community by serving as the primary source of medical services for the state's 657,000 uninsured, thus serving as the healthcare safety net for the most needy.
- In 2021, uninsured patients presented at Overlook Medical Center on 10,067 occasions.
- New Jersey's general hospitals are predominantly not-for-profit entities — any excess revenue over expenses is returned to the community in the form of new medical technology, expanded hospital services, maintenance and expansion of physical infrastructure and the enhanced ability to hire and maintain skilled workforce.

ANNUAL TAXES

Overlook Medical Center pays \$5,408,400 annually in taxes including:

- 0.53 Percent Assessment: \$4,574,300
- Adjusted Admissions Assessment: \$481,300
- Newborn Screening Fees: \$352,800
- Other assessments such as New Jersey Poison Information & Education System (NJPIES) and Maternal and Child Health Consortium Assessment
- In addition, hospitals support their local municipalities through voluntary, negotiated payments and in-kind contributions.

SFY 2023 CHARITY CARE SUBSIDY SHORTFALL



Penn Medicine Princeton Medical Center

ANNUAL CONTRIBUTIONS TO THE LOCAL AND STATE ECONOMY

Total Expenditures: \$428,612,000

▪ **1,907 full-time equivalent jobs, including:**

Nursing:	634
Therapy:	110
Radiology:	97
Pharmacy:	52
Pathology and Laboratory:	102
Dietary/Housekeeping/Maintenance:	160
Total Employee Payroll:	\$143,967,000
Estimated State Income Taxes Paid by Employees:	\$7,954,200

▪ **Purchased Services of \$46,502,000, including:**

Contracted Labor: \$11,303,000
Pharmaceutical Drugs: \$24,374,000
Dietary/Laundry/Housekeeping Supplies: \$4,530,000
Building Supplies: \$22,000
Utilities: \$6,273,000 including:
\$597,000 in Electric
\$4,122,000 in Oil & Gas
\$1,554,000 in Water/Sewage/Disposal

ANNUAL CONTRIBUTIONS AS A HEALTHCARE SAFETY NET

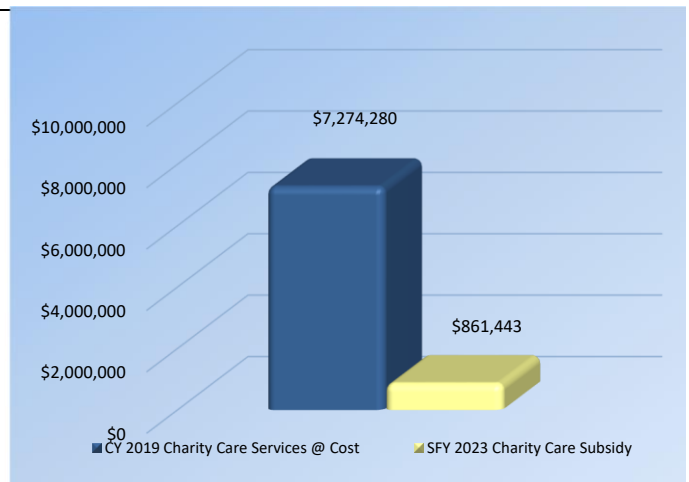
- Hospitals also give back to the community by serving as the primary source of medical services for the state's 657,000 uninsured, thus serving as the healthcare safety net for the most needy.
- In 2021, uninsured patients presented at Penn Medicine Princeton Medical Center on 18,822 occasions.
- New Jersey's general hospitals are predominantly not-for-profit entities — any excess revenue over expenses is returned to the community in the form of new medical technology, expanded hospital services, maintenance and expansion of physical infrastructure and the enhanced ability to hire and maintain skilled workforce.

ANNUAL TAXES

Penn Medicine Princeton Medical Center pays \$2,824,800 annually in taxes including:

- 0.53 Percent Assessment: \$2,192,000
- Adjusted Admissions Assessment: \$367,600
- Newborn Screening Fees: \$265,200
- Other assessments such as New Jersey Poison Information & Education System (NJPIES) and Maternal and Child Health Consortium Assessment
- In addition, hospitals support their local municipalities through voluntary, negotiated payments and in-kind contributions.

SFY 2023 CHARITY CARE SUBSIDY SHORTFALL



R.W.J. University Hospital

ANNUAL CONTRIBUTIONS TO THE LOCAL AND STATE ECONOMY

Total Expenditures: \$1,374,643,000

▪ **4,302 full-time equivalent jobs, including:**

Nursing:	1,675
Therapy:	155
Radiology:	150
Pharmacy:	118
Pathology and Laboratory:	220
Dietary/Housekeeping/Maintenance:	386
Total Employee Payroll:	\$420,251,000
Estimated State Income Taxes Paid by Employees:	\$23,218,900

▪ **Purchased Services of \$229,099,000, including:**

Contracted Labor: \$58,311,000
Pharmaceutical Drugs: \$151,774,000
Dietary/Laundry/Housekeeping Supplies: \$7,242,000
Building Supplies: \$1,013,000
Utilities: \$10,759,000 including:
\$6,888,000 in Electric
\$1,332,000 in Oil & Gas
\$2,539,000 in Water/Sewage/Disposal

ANNUAL CONTRIBUTIONS AS A HEALTHCARE SAFETY NET

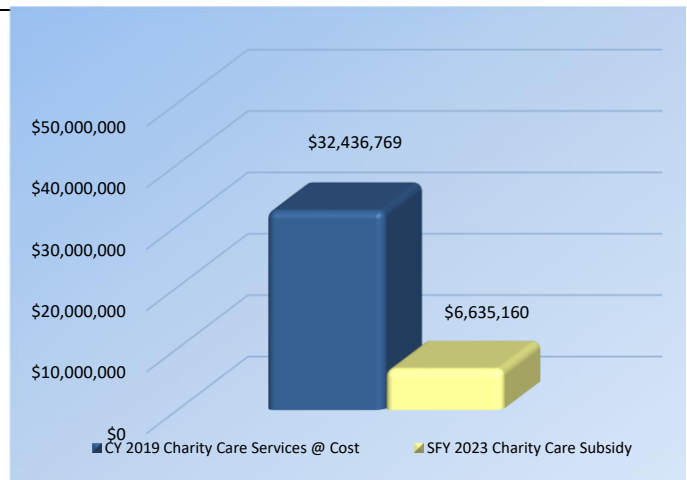
- Hospitals also give back to the community by serving as the primary source of medical services for the state's 657,000 uninsured, thus serving as the healthcare safety net for the most needy.
- In 2021, uninsured patients presented at R.W.J. University Hospital on 32,137 occasions.
- New Jersey's general hospitals are predominantly not-for-profit entities — any excess revenue over expenses is returned to the community in the form of new medical technology, expanded hospital services, maintenance and expansion of physical infrastructure and the enhanced ability to hire and maintain skilled workforce.

ANNUAL TAXES

R.W.J. University Hospital pays \$8,328,900 annually in taxes including:

- 0.53 Percent Assessment: \$7,422,500
- Adjusted Admissions Assessment: \$567,800
- Newborn Screening Fees: \$338,600
- Other assessments such as New Jersey Poison Information & Education System (NJPIES) and Maternal and Child Health Consortium Assessment
- In addition, hospitals support their local municipalities through voluntary, negotiated payments and in-kind contributions.

SFY 2023 CHARITY CARE SUBSIDY SHORTFALL



R.W.J. University Hospital Hamilton

ANNUAL CONTRIBUTIONS TO THE LOCAL AND STATE ECONOMY

Total Expenditures: \$222,476,000

▪ **916 full-time equivalent jobs, including:**

Nursing:	226
Therapy:	86
Radiology:	99
Pharmacy:	34
Pathology and Laboratory:	50
Dietary/Housekeeping/Maintenance:	94
Total Employee Payroll:	\$70,478,000
Estimated State Income Taxes Paid by Employees:	\$3,893,900

▪ **Purchased Services of \$48,773,000, including:**

Contracted Labor: \$18,984,000
Pharmaceutical Drugs: \$24,504,000
Dietary/Laundry/Housekeeping Supplies: \$1,692,000
Building Supplies: \$470,000
Utilities: \$3,123,000 including:
\$2,550,000 in Electric
\$162,000 in Oil & Gas
\$411,000 in Water/Sewage/Disposal

ANNUAL CONTRIBUTIONS AS A HEALTHCARE SAFETY NET

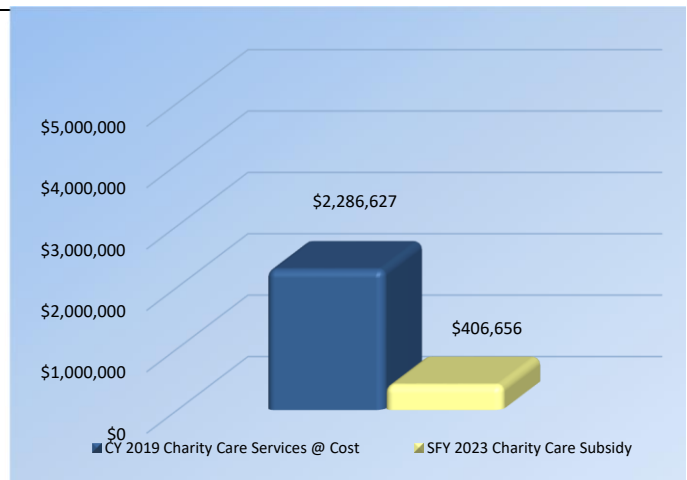
- Hospitals also give back to the community by serving as the primary source of medical services for the state's 657,000 uninsured, thus serving as the healthcare safety net for the most needy.
- In 2021, uninsured patients presented at R.W.J. University Hospital Hamilton on 5,804 occasions.
- New Jersey's general hospitals are predominantly not-for-profit entities — any excess revenue over expenses is returned to the community in the form of new medical technology, expanded hospital services, maintenance and expansion of physical infrastructure and the enhanced ability to hire and maintain skilled workforce.

ANNUAL TAXES

R.W.J. University Hospital Hamilton pays \$1,229,100 annually in taxes including:

- 0.53 Percent Assessment: \$1,113,100
- Adjusted Admissions Assessment: \$115,900
- Newborn Screening Fees: \$0
- Other assessments such as New Jersey Poison Information & Education System (NJPIES) and Maternal and Child Health Consortium Assessment
- In addition, hospitals support their local municipalities through voluntary, negotiated payments and in-kind contributions.

SFY 2023 CHARITY CARE SUBSIDY SHORTFALL



R.W.J. University Hospital Rahway

ANNUAL CONTRIBUTIONS TO THE LOCAL AND STATE ECONOMY

Total Expenditures: \$143,911,000

▪ **590 full-time equivalent jobs, including:**

Nursing:	158
Therapy:	49
Radiology:	30
Pharmacy:	20
Pathology and Laboratory:	42
Dietary/Housekeeping/Maintenance:	83
Total Employee Payroll:	\$45,941,000
Estimated State Income Taxes Paid by Employees:	\$2,538,200

▪ **Purchased Services of \$32,271,000, including:**

Contracted Labor: \$17,911,000
Pharmaceutical Drugs: \$10,925,000
Dietary/Laundry/Housekeeping Supplies: \$1,438,000
Building Supplies: \$270,000
Utilities: \$1,727,000 including:
\$1,199,000 in Electric
\$267,000 in Oil & Gas
\$261,000 in Water/Sewage/Disposal

ANNUAL CONTRIBUTIONS AS A HEALTHCARE SAFETY NET

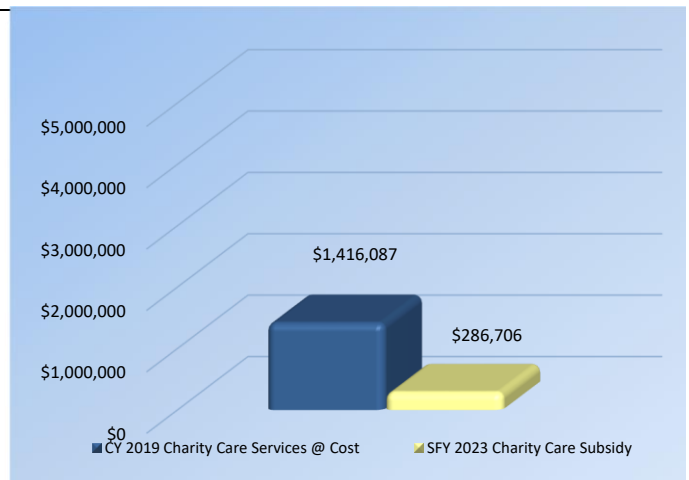
- Hospitals also give back to the community by serving as the primary source of medical services for the state's 657,000 uninsured, thus serving as the healthcare safety net for the most needy.
- In 2021, uninsured patients presented at R.W.J. University Hospital Rahway on 5,370 occasions.
- New Jersey's general hospitals are predominantly not-for-profit entities — any excess revenue over expenses is returned to the community in the form of new medical technology, expanded hospital services, maintenance and expansion of physical infrastructure and the enhanced ability to hire and maintain skilled workforce.

ANNUAL TAXES

R.W.J. University Hospital Rahway pays \$837,600 annually in taxes including:

- 0.53 Percent Assessment: \$760,600
- Adjusted Admissions Assessment: \$77,100
- Newborn Screening Fees: \$0
- Other assessments such as New Jersey Poison Information & Education System (NJPIES) and Maternal and Child Health Consortium Assessment
- In addition, hospitals support their local municipalities through voluntary, negotiated payments and in-kind contributions.

SFY 2023 CHARITY CARE SUBSIDY SHORTFALL



R.W.J. University Hospital Somerset

ANNUAL CONTRIBUTIONS TO THE LOCAL AND STATE ECONOMY

Total Expenditures: \$371,071,000

▪ **1,675 full-time equivalent jobs, including:**

Nursing:	464
Therapy:	121
Radiology:	129
Pharmacy:	35
Pathology and Laboratory:	91
Dietary/Housekeeping/Maintenance:	148
Total Employee Payroll:	\$134,497,000
Estimated State Income Taxes Paid by Employees:	\$7,431,000

▪ **Purchased Services of \$64,970,000, including:**

Contracted Labor: \$29,846,000
Pharmaceutical Drugs: \$27,507,000
Dietary/Laundry/Housekeeping Supplies: \$3,058,000
Building Supplies: \$593,000
Utilities: \$3,966,000 including:
\$2,785,000 in Electric
\$636,000 in Oil & Gas
\$545,000 in Water/Sewage/Disposal

ANNUAL CONTRIBUTIONS AS A HEALTHCARE SAFETY NET

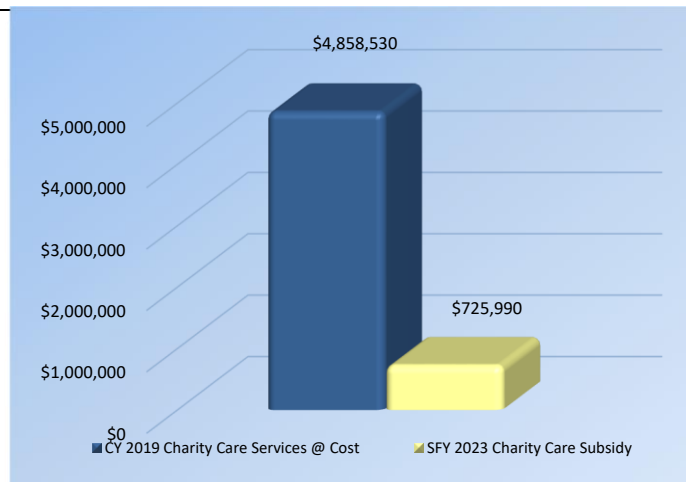
- Hospitals also give back to the community by serving as the primary source of medical services for the state's 657,000 uninsured, thus serving as the healthcare safety net for the most needy.
- In 2021, uninsured patients presented at R.W.J. University Hospital Somerset on 11,987 occasions.
- New Jersey's general hospitals are predominantly not-for-profit entities — any excess revenue over expenses is returned to the community in the form of new medical technology, expanded hospital services, maintenance and expansion of physical infrastructure and the enhanced ability to hire and maintain skilled workforce.

ANNUAL TAXES

R.W.J. University Hospital Somerset pays \$2,284,300 annually in taxes including:

- 0.53 Percent Assessment: \$1,931,300
- Adjusted Admissions Assessment: \$219,200
- Newborn Screening Fees: \$133,800
- Other assessments such as New Jersey Poison Information & Education System (NJPIES) and Maternal and Child Health Consortium Assessment
- In addition, hospitals support their local municipalities through voluntary, negotiated payments and in-kind contributions.

SFY 2023 CHARITY CARE SUBSIDY SHORTFALL



Saint Clare's Hospital/Denville

ANNUAL CONTRIBUTIONS TO THE LOCAL AND STATE ECONOMY

Total Expenditures: \$175,680,000

▪ **972 full-time equivalent jobs, including:**

Nursing:	252
Therapy:	21
Radiology:	65
Pharmacy:	27
Pathology and Laboratory:	31
Dietary/Housekeeping/Maintenance:	100
Total Employee Payroll:	\$72,928,000
Estimated State Income Taxes Paid by Employees:	\$4,029,300

▪ **Purchased Services of \$12,218,000, including:**

Contracted Labor: \$4,399,000
Pharmaceutical Drugs: \$3,666,000
Dietary/Laundry/Housekeeping Supplies: \$1,492,000
Building Supplies: \$1,000
Utilities: \$2,660,000 including:
\$1,770,000 in Electric
\$602,000 in Oil & Gas
\$288,000 in Water/Sewage/Disposal

ANNUAL CONTRIBUTIONS AS A HEALTHCARE SAFETY NET

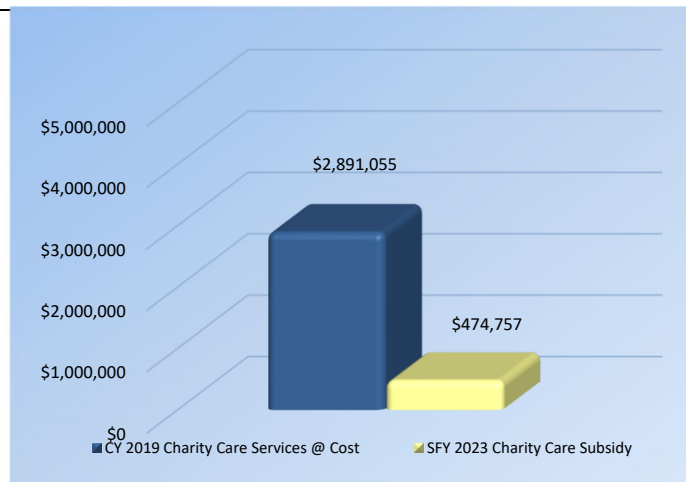
- Hospitals also give back to the community by serving as the primary source of medical services for the state's 657,000 uninsured, thus serving as the healthcare safety net for the most needy.
- In 2021, uninsured patients presented at Saint Clare's Hospital/Denville on 3,830 occasions.
- New Jersey's general hospitals are predominantly not-for-profit entities — any excess revenue over expenses is returned to the community in the form of new medical technology, expanded hospital services, maintenance and expansion of physical infrastructure and the enhanced ability to hire and maintain skilled workforce.

ANNUAL TAXES

Saint Clare's Hospital/Denville pays \$1,545,200 annually in taxes including:

- 0.53 Percent Assessment: \$1,224,300
- Adjusted Admissions Assessment: \$148,900
- Newborn Screening Fees: \$172,100
- Other assessments such as New Jersey Poison Information & Education System (NJPIES) and Maternal and Child Health Consortium Assessment
- In addition, hospitals support their local municipalities through voluntary, negotiated payments and in-kind contributions.

SFY 2023 CHARITY CARE SUBSIDY SHORTFALL



Saint Clare's Hospital/Dover

ANNUAL CONTRIBUTIONS TO THE LOCAL AND STATE ECONOMY

Total Expenditures: \$86,147,000

▪ **521 full-time equivalent jobs, including:**

Nursing:	97
Therapy:	16
Radiology:	29
Pharmacy:	12
Pathology and Laboratory:	10
Dietary/Housekeeping/Maintenance:	64
Total Employee Payroll:	\$37,590,000
Estimated State Income Taxes Paid by Employees:	\$2,076,800

▪ **Purchased Services of \$5,793,000, including:**

Contracted Labor: \$1,225,000
Pharmaceutical Drugs: \$1,567,000
Dietary/Laundry/Housekeeping Supplies: \$990,000
Building Supplies: \$1,000
Utilities: \$2,010,000 including:
\$1,269,000 in Electric
\$454,000 in Oil & Gas
\$287,000 in Water/Sewage/Disposal

ANNUAL CONTRIBUTIONS AS A HEALTHCARE SAFETY NET

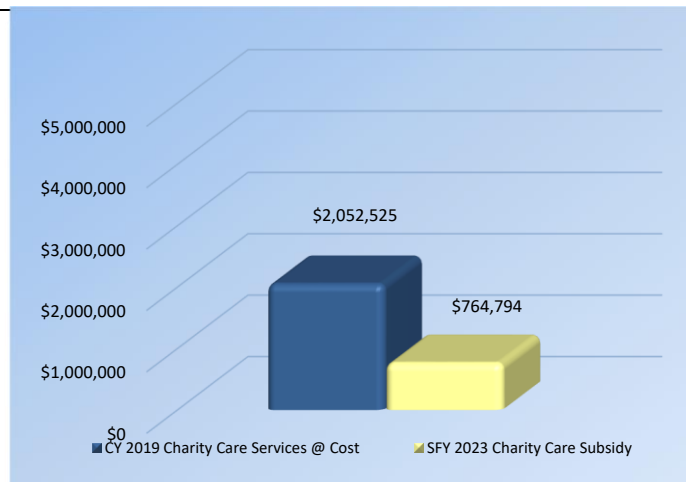
- Hospitals also give back to the community by serving as the primary source of medical services for the state's 657,000 uninsured, thus serving as the healthcare safety net for the most needy.
- In 2021, uninsured patients presented at Saint Clare's Hospital/Dover on 8,088 occasions.
- New Jersey's general hospitals are predominantly not-for-profit entities — any excess revenue over expenses is returned to the community in the form of new medical technology, expanded hospital services, maintenance and expansion of physical infrastructure and the enhanced ability to hire and maintain skilled workforce.

ANNUAL TAXES

Saint Clare's Hospital/Dover pays \$540,500 annually in taxes including:

- 0.53 Percent Assessment: \$472,900
- Adjusted Admissions Assessment: \$67,600
- Newborn Screening Fees: \$0
- Other assessments such as New Jersey Poison Information & Education System (NJPIES) and Maternal and Child Health Consortium Assessment
- In addition, hospitals support their local municipalities through voluntary, negotiated payments and in-kind contributions.

SFY 2023 CHARITY CARE SUBSIDY SHORTFALL



Saint Michael's Medical Center

ANNUAL CONTRIBUTIONS TO THE LOCAL AND STATE ECONOMY

Total Expenditures: \$198,890,000

▪ **910 full-time equivalent jobs, including:**

Nursing:	124
Therapy:	29
Radiology:	73
Pharmacy:	23
Pathology and Laboratory:	42
Dietary/Housekeeping/Maintenance:	109
Total Employee Payroll:	\$75,290,000
Estimated State Income Taxes Paid by Employees:	\$4,159,800

▪ **Purchased Services of \$34,318,000, including:**

Contracted Labor: \$20,104,000
Pharmaceutical Drugs: \$9,492,000
Dietary/Laundry/Housekeeping Supplies: \$1,238,000
Building Supplies: \$280,000
Utilities: \$3,204,000 including:
\$2,452,000 in Electric
\$439,000 in Oil & Gas
\$313,000 in Water/Sewage/Disposal

ANNUAL CONTRIBUTIONS AS A HEALTHCARE SAFETY NET

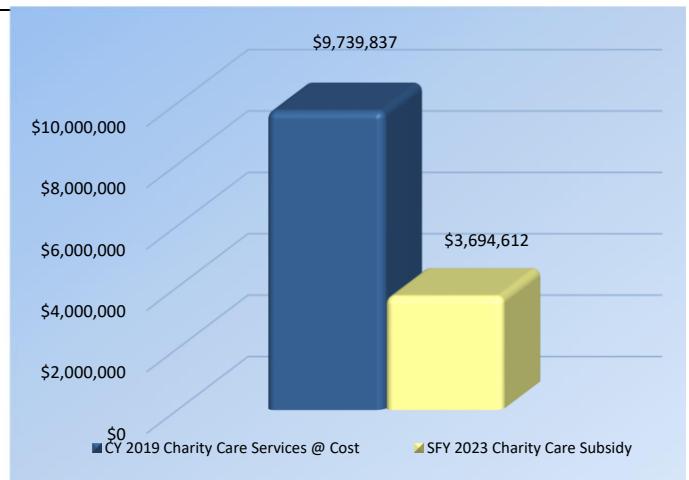
- Hospitals also give back to the community by serving as the primary source of medical services for the state's 657,000 uninsured, thus serving as the healthcare safety net for the most needy.
- In 2021, uninsured patients presented at Saint Michael's Medical Center on 4,902 occasions.
- New Jersey's general hospitals are predominantly not-for-profit entities — any excess revenue over expenses is returned to the community in the form of new medical technology, expanded hospital services, maintenance and expansion of physical infrastructure and the enhanced ability to hire and maintain skilled workforce.

ANNUAL TAXES

Saint Michael's Medical Center pays \$1,209,900 annually in taxes including:

- 0.53 Percent Assessment: \$1,109,200
- Adjusted Admissions Assessment: \$100,600
- Newborn Screening Fees: \$0
- Other assessments such as New Jersey Poison Information & Education System (NJPIES) and Maternal and Child Health Consortium Assessment
- In addition, hospitals support their local municipalities through voluntary, negotiated payments and in-kind contributions.

SFY 2023 CHARITY CARE SUBSIDY SHORTFALL



Saint Peter's University Hospital

ANNUAL CONTRIBUTIONS TO THE LOCAL AND STATE ECONOMY

Total Expenditures: \$522,778,000

▪ **2,632 full-time equivalent jobs, including:**

Nursing:	588
Therapy:	88
Radiology:	118
Pharmacy:	56
Pathology and Laboratory:	81
Dietary/Housekeeping/Maintenance:	200
Total Employee Payroll:	\$238,605,000
Estimated State Income Taxes Paid by Employees:	\$13,182,900

▪ **Purchased Services of \$60,310,000, including:**

Contracted Labor: \$31,402,000
Pharmaceutical Drugs: \$21,479,000
Dietary/Laundry/Housekeeping Supplies: \$1,665,000
Building Supplies: \$663,000
Utilities: \$5,101,000 including:
\$1,793,000 in Electric
\$1,783,000 in Oil & Gas
\$1,557,000 in Water/Sewage/Disposal

ANNUAL CONTRIBUTIONS AS A HEALTHCARE SAFETY NET

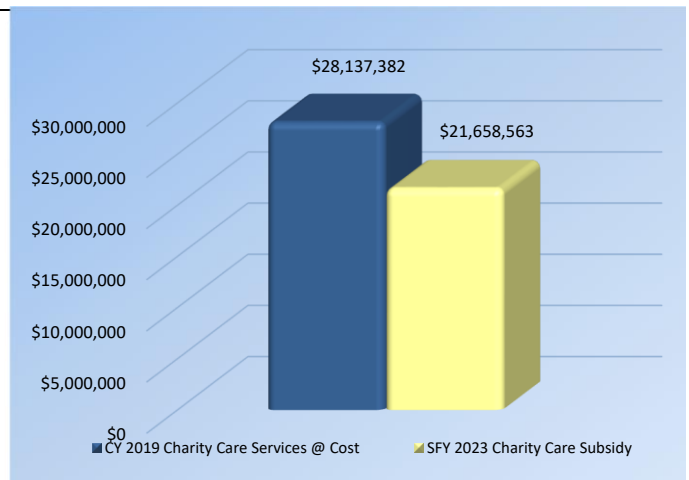
- Hospitals also give back to the community by serving as the primary source of medical services for the state's 657,000 uninsured, thus serving as the healthcare safety net for the most needy.
- In 2021, uninsured patients presented at Saint Peter's University Hospital on 37,460 occasions.
- New Jersey's general hospitals are predominantly not-for-profit entities — any excess revenue over expenses is returned to the community in the form of new medical technology, expanded hospital services, maintenance and expansion of physical infrastructure and the enhanced ability to hire and maintain skilled workforce.

ANNUAL TAXES

Saint Peter's University Hospital pays \$4,221,200 annually in taxes including:

- 0.53 Percent Assessment: \$3,142,100
- Adjusted Admissions Assessment: \$393,700
- Newborn Screening Fees: \$685,400
- Other assessments such as New Jersey Poison Information & Education System (NJPIES) and Maternal and Child Health Consortium Assessment
- In addition, hospitals support their local municipalities through voluntary, negotiated payments and in-kind contributions.

SFY 2023 CHARITY CARE SUBSIDY SHORTFALL



Salem Medical Center

ANNUAL CONTRIBUTIONS TO THE LOCAL AND STATE ECONOMY

Total Expenditures: \$63,525,000

▪ **286 full-time equivalent jobs, including:**

Nursing:	70
Therapy:	6
Radiology:	17
Pharmacy:	11
Pathology and Laboratory:	17
Dietary/Housekeeping/Maintenance:	30
Total Employee Payroll:	\$19,236,000
Estimated State Income Taxes Paid by Employees:	\$1,062,800

▪ **Purchased Services of \$21,054,000, including:**

Contracted Labor: \$17,414,000
Pharmaceutical Drugs: \$1,471,000
Dietary/Laundry/Housekeeping Supplies: \$611,000
Building Supplies: \$69,000
Utilities: \$1,489,000 including:
\$961,000 in Electric
\$322,000 in Oil & Gas
\$206,000 in Water/Sewage/Disposal

ANNUAL CONTRIBUTIONS AS A HEALTHCARE SAFETY NET

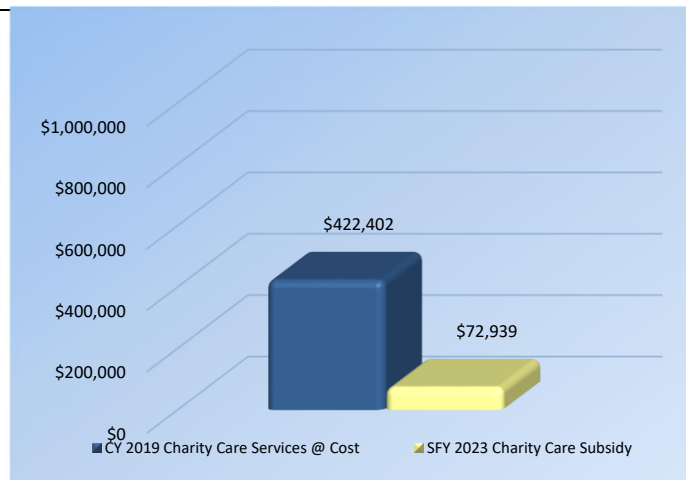
- Hospitals also give back to the community by serving as the primary source of medical services for the state's 657,000 uninsured, thus serving as the healthcare safety net for the most needy.
- In 2021, uninsured patients presented at Salem Medical Center on 2,494 occasions.
- New Jersey's general hospitals are predominantly not-for-profit entities — any excess revenue over expenses is returned to the community in the form of new medical technology, expanded hospital services, maintenance and expansion of physical infrastructure and the enhanced ability to hire and maintain skilled workforce.

ANNUAL TAXES

Salem Medical Center pays \$340,400 annually in taxes including:

- 0.53 Percent Assessment: \$280,100
- Adjusted Admissions Assessment: \$60,200
- Newborn Screening Fees: \$0
- Other assessments such as New Jersey Poison Information & Education System (NJPIES) and Maternal and Child Health Consortium Assessment
- In addition, hospitals support their local municipalities through voluntary, negotiated payments and in-kind contributions.

SFY 2023 CHARITY CARE SUBSIDY SHORTFALL



Shore Medical Center

ANNUAL CONTRIBUTIONS TO THE LOCAL AND STATE ECONOMY

Total Expenditures: \$204,232,000

▪ **843 full-time equivalent jobs, including:**

Nursing:	280
Therapy:	18
Radiology:	49
Pharmacy:	27
Pathology and Laboratory:	40
Dietary/Housekeeping/Maintenance:	31
Total Employee Payroll:	\$69,342,000
Estimated State Income Taxes Paid by Employees:	\$3,831,100

▪ **Purchased Services of \$57,281,000, including:**

Contracted Labor: \$37,024,000
Pharmaceutical Drugs: \$16,847,000
Dietary/Laundry/Housekeeping Supplies: \$283,000
Building Supplies: \$328,000
Utilities: \$2,799,000 including:
\$1,934,000 in Electric
\$549,000 in Oil & Gas
\$316,000 in Water/Sewage/Disposal

ANNUAL CONTRIBUTIONS AS A HEALTHCARE SAFETY NET

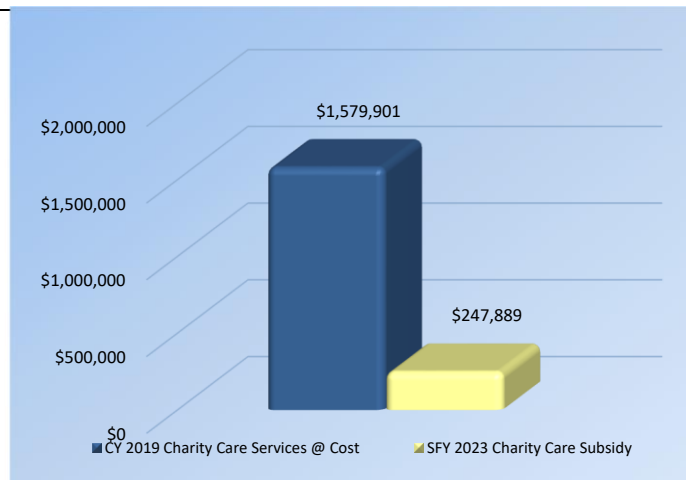
- Hospitals also give back to the community by serving as the primary source of medical services for the state's 657,000 uninsured, thus serving as the healthcare safety net for the most needy.
- In 2021, uninsured patients presented at Shore Medical Center on 4,062 occasions.
- New Jersey's general hospitals are predominantly not-for-profit entities — any excess revenue over expenses is returned to the community in the form of new medical technology, expanded hospital services, maintenance and expansion of physical infrastructure and the enhanced ability to hire and maintain skilled workforce.

ANNUAL TAXES

Shore Medical Center pays \$1,580,100 annually in taxes including:

- 0.53 Percent Assessment: \$1,262,600
- Adjusted Admissions Assessment: \$184,200
- Newborn Screening Fees: \$133,400
- Other assessments such as New Jersey Poison Information & Education System (NJPIES) and Maternal and Child Health Consortium Assessment
- In addition, hospitals support their local municipalities through voluntary, negotiated payments and in-kind contributions.

SFY 2023 CHARITY CARE SUBSIDY SHORTFALL



St. Francis Medical Center

ANNUAL CONTRIBUTIONS TO THE LOCAL AND STATE ECONOMY

Total Expenditures: \$151,621,000

▪ **662 full-time equivalent jobs, including:**

Nursing:	195
Therapy:	35
Radiology:	27
Pharmacy:	14
Pathology and Laboratory:	21
Dietary/Housekeeping/Maintenance:	65
Total Employee Payroll:	\$50,810,000
Estimated State Income Taxes Paid by Employees:	\$2,807,300

▪ **Purchased Services of \$41,924,000, including:**

Contracted Labor: \$31,232,000
Pharmaceutical Drugs: \$8,152,000
Dietary/Laundry/Housekeeping Supplies: \$153,000
Building Supplies: \$124,000
Utilities: \$2,263,000 including:
\$1,292,000 in Electric
\$478,000 in Oil & Gas
\$493,000 in Water/Sewage/Disposal

ANNUAL CONTRIBUTIONS AS A HEALTHCARE SAFETY NET

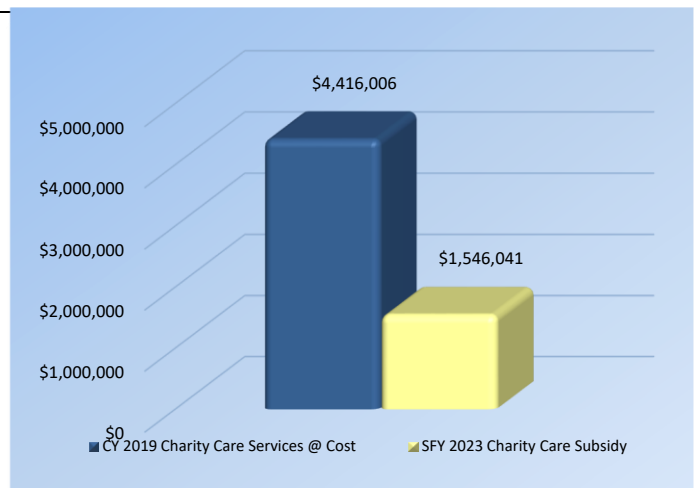
- Hospitals also give back to the community by serving as the primary source of medical services for the state's 657,000 uninsured, thus serving as the healthcare safety net for the most needy.
- In 2021, uninsured patients presented at St. Francis Medical Center on 18,516 occasions.
- New Jersey's general hospitals are predominantly not-for-profit entities — any excess revenue over expenses is returned to the community in the form of new medical technology, expanded hospital services, maintenance and expansion of physical infrastructure and the enhanced ability to hire and maintain skilled workforce.

ANNUAL TAXES

St. Francis Medical Center pays \$848,400 annually in taxes including:

- 0.53 Percent Assessment: \$785,400
- Adjusted Admissions Assessment: \$63,000
- Newborn Screening Fees: \$0
- Other assessments such as New Jersey Poison Information & Education System (NJPIES) and Maternal and Child Health Consortium Assessment
- In addition, hospitals support their local municipalities through voluntary, negotiated payments and in-kind contributions.

SFY 2023 CHARITY CARE SUBSIDY SHORTFALL



Note: On December 21, 2022, inpatient acute care services at St. Francis Medical Center were relocated to Capital Health Regional Medical Center. Effective the same day, St. Francis Medical Center was closed as an acute care hospital.

St. Joseph's University Medical Center

ANNUAL CONTRIBUTIONS TO THE LOCAL AND STATE ECONOMY

Total Expenditures: \$819,817,000

▪ **3,918 full-time equivalent jobs, including:**

Nursing:	903
Therapy:	120
Radiology:	162
Pharmacy:	105
Pathology and Laboratory:	128
Dietary/Housekeeping/Maintenance:	254
Total Employee Payroll:	\$383,158,000
Estimated State Income Taxes Paid by Employees:	\$21,169,500

▪ **Purchased Services of \$113,171,000, including:**

Contracted Labor: \$73,428,000
Pharmaceutical Drugs: \$30,441,000
Dietary/Laundry/Housekeeping Supplies: \$2,568,000
Building Supplies: \$999,000
Utilities: \$5,735,000 including:
\$4,168,000 in Electric
\$1,131,000 in Oil & Gas
\$436,000 in Water/Sewage/Disposal

ANNUAL CONTRIBUTIONS AS A HEALTHCARE SAFETY NET

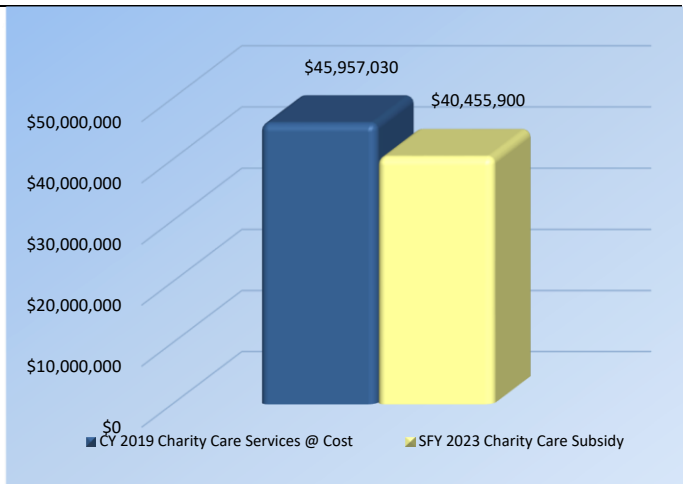
- Hospitals also give back to the community by serving as the primary source of medical services for the state's 657,000 uninsured, thus serving as the healthcare safety net for the most needy.
- In 2021, uninsured patients presented at St. Joseph's University Medical Center on 84,904 occasions.
- New Jersey's general hospitals are predominantly not-for-profit entities — any excess revenue over expenses is returned to the community in the form of new medical technology, expanded hospital services, maintenance and expansion of physical infrastructure and the enhanced ability to hire and maintain skilled workforce.

ANNUAL TAXES

St. Joseph's University Medical Center pays \$5,139,200 annually in taxes including:

- 0.53 Percent Assessment: \$4,422,300
- Adjusted Admissions Assessment: \$318,800
- Newborn Screening Fees: \$398,100
- Other assessments such as New Jersey Poison Information & Education System (NJPIES) and Maternal and Child Health Consortium Assessment
- In addition, hospitals support their local municipalities through voluntary, negotiated payments and in-kind contributions.

SFY 2023 CHARITY CARE SUBSIDY SHORTFALL



St. Joseph's Wayne Medical Center

ANNUAL CONTRIBUTIONS TO THE LOCAL AND STATE ECONOMY

Total Expenditures: \$133,472,000

▪ **599 full-time equivalent jobs, including:**

Nursing:	164
Therapy:	35
Radiology:	65
Pharmacy:	19
Pathology and Laboratory:	16
Dietary/Housekeeping/Maintenance:	73
Total Employee Payroll:	\$58,714,000
Estimated State Income Taxes Paid by Employees:	\$3,243,900

▪ **Purchased Services of \$21,711,000, including:**

Contracted Labor: \$11,656,000
Pharmaceutical Drugs: \$7,693,000
Dietary/Laundry/Housekeeping Supplies: \$731,000
Building Supplies: \$209,000
Utilities: \$1,422,000 including:
\$1,041,000 in Electric
\$230,000 in Oil & Gas
\$151,000 in Water/Sewage/Disposal

ANNUAL CONTRIBUTIONS AS A HEALTHCARE SAFETY NET

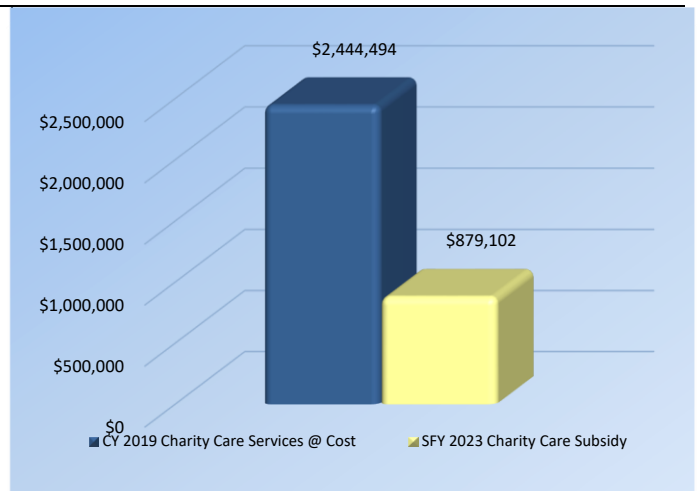
- Hospitals also give back to the community by serving as the primary source of medical services for the state's 657,000 uninsured, thus serving as the healthcare safety net for the most needy.
- In 2021, uninsured patients presented at St. Joseph's Wayne Medical Center on 5,150 occasions.
- New Jersey's general hospitals are predominantly not-for-profit entities — any excess revenue over expenses is returned to the community in the form of new medical technology, expanded hospital services, maintenance and expansion of physical infrastructure and the enhanced ability to hire and maintain skilled workforce.

ANNUAL TAXES

St. Joseph's Wayne Medical Center pays \$863,800 annually in taxes including:

- 0.53 Percent Assessment: \$753,200
- Adjusted Admissions Assessment: \$110,500
- Newborn Screening Fees: \$0
- Other assessments such as New Jersey Poison Information & Education System (NJPIES) and Maternal and Child Health Consortium Assessment
- In addition, hospitals support their local municipalities through voluntary, negotiated payments and in-kind contributions.

SFY 2023 CHARITY CARE SUBSIDY SHORTFALL



St. Luke's Warren Hospital

ANNUAL CONTRIBUTIONS TO THE LOCAL AND STATE ECONOMY

Total Expenditures: \$125,768,000

▪ **501 full-time equivalent jobs, including:**

Nursing:	117
Therapy:	64
Radiology:	46
Pharmacy:	14
Pathology and Laboratory:	20
Dietary/Housekeeping/Maintenance:	57
Total Employee Payroll:	\$48,163,000
Estimated State Income Taxes Paid by Employees:	\$2,661,000

▪ **Purchased Services of \$18,164,000, including:**

Contracted Labor: \$4,447,000
Pharmaceutical Drugs: \$11,469,000
Dietary/Laundry/Housekeeping Supplies: \$482,000
Building Supplies: \$194,000
Utilities: \$1,572,000 including:
\$976,000 in Electric
\$299,000 in Oil & Gas
\$297,000 in Water/Sewage/Disposal

ANNUAL CONTRIBUTIONS AS A HEALTHCARE SAFETY NET

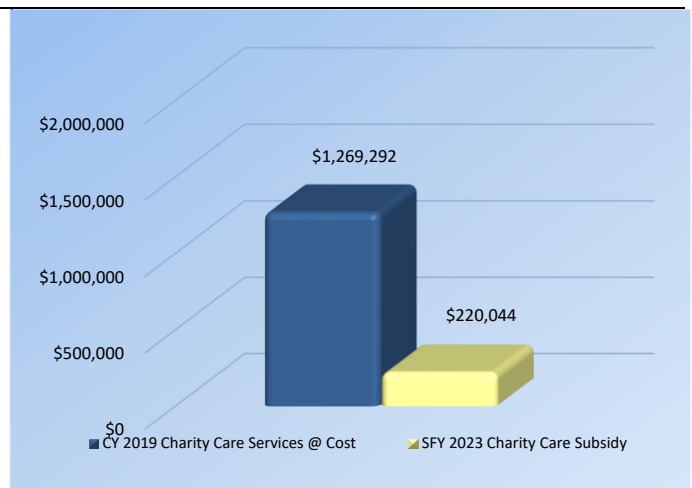
- Hospitals also give back to the community by serving as the primary source of medical services for the state's 657,000 uninsured, thus serving as the healthcare safety net for the most needy.
- In 2021, uninsured patients presented at St. Luke's Warren Hospital on 3,169 occasions.
- New Jersey's general hospitals are predominantly not-for-profit entities — any excess revenue over expenses is returned to the community in the form of new medical technology, expanded hospital services, maintenance and expansion of physical infrastructure and the enhanced ability to hire and maintain skilled workforce.

ANNUAL TAXES

St. Luke's Warren Hospital pays \$922,100 annually in taxes including:

- 0.53 Percent Assessment: \$808,200
- Adjusted Admissions Assessment: \$113,800
- Newborn Screening Fees: \$0
- Other assessments such as New Jersey Poison Information & Education System (NJPIES) and Maternal and Child Health Consortium Assessment
- In addition, hospitals support their local municipalities through voluntary, negotiated payments and in-kind contributions.

SFY 2023 CHARITY CARE SUBSIDY SHORTFALL



St. Mary's General Hospital

ANNUAL CONTRIBUTIONS TO THE LOCAL AND STATE ECONOMY

Total Expenditures: \$159,093,000

▪ **698 full-time equivalent jobs, including:**

Nursing:	190
Therapy:	22
Radiology:	41
Pharmacy:	19
Pathology and Laboratory:	28
Dietary/Housekeeping/Maintenance:	70
Total Employee Payroll:	\$56,572,000
Estimated State Income Taxes Paid by Employees:	\$3,125,600

▪ **Purchased Services of \$32,855,000, including:**

Contracted Labor: \$21,401,000
Pharmaceutical Drugs: \$7,839,000
Dietary/Laundry/Housekeeping Supplies: \$1,178,000
Building Supplies: \$142,000
Utilities: \$2,295,000 including:
\$1,498,000 in Electric
\$221,000 in Oil & Gas
\$576,000 in Water/Sewage/Disposal

ANNUAL CONTRIBUTIONS AS A HEALTHCARE SAFETY NET

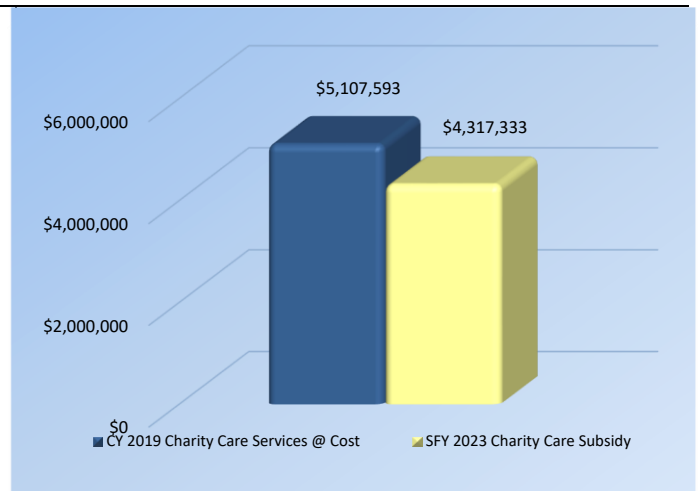
- Hospitals also give back to the community by serving as the primary source of medical services for the state's 657,000 uninsured, thus serving as the healthcare safety net for the most needy.
- In 2021, uninsured patients presented at St. Mary's General Hospital on 16,608 occasions.
- New Jersey's general hospitals are predominantly not-for-profit entities — any excess revenue over expenses is returned to the community in the form of new medical technology, expanded hospital services, maintenance and expansion of physical infrastructure and the enhanced ability to hire and maintain skilled workforce.

ANNUAL TAXES

St. Mary's General Hospital pays \$1,100,100 annually in taxes including:

- 0.53 Percent Assessment: \$902,800
- Adjusted Admissions Assessment: \$112,700
- Newborn Screening Fees: \$84,600
- Other assessments such as New Jersey Poison Information & Education System (NJPIES) and Maternal and Child Health Consortium Assessment
- In addition, hospitals support their local municipalities through voluntary, negotiated payments and in-kind contributions.

SFY 2023 CHARITY CARE SUBSIDY SHORTFALL



Trinitas Regional Medical Center | RWJBarnabas Health

ANNUAL CONTRIBUTIONS TO THE LOCAL AND STATE ECONOMY

Total Expenditures: \$332,664,000

▪ **1,963 full-time equivalent jobs, including:**

Nursing:	401
Therapy:	45
Radiology:	87
Pharmacy:	27
Pathology and Laboratory:	39
Dietary/Housekeeping/Maintenance:	191
Total Employee Payroll:	\$144,196,000
Estimated State Income Taxes Paid by Employees:	\$7,966,800

▪ **Purchased Services of \$31,673,000, including:**

Contracted Labor: \$8,347,000
Pharmaceutical Drugs: \$15,442,000
Dietary/Laundry/Housekeeping Supplies: \$2,315,000
Building Supplies: \$755,000
Utilities: \$4,814,000 including:
\$3,162,000 in Electric
\$493,000 in Oil & Gas
\$1,159,000 in Water/Sewage/Disposal

ANNUAL CONTRIBUTIONS AS A HEALTHCARE SAFETY NET

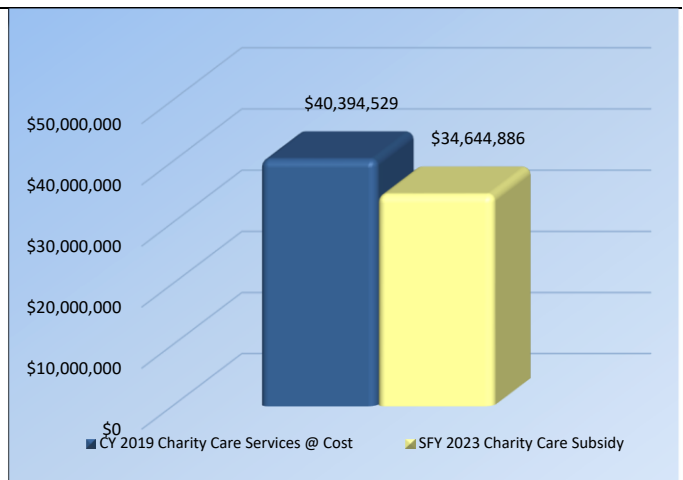
- Hospitals also give back to the community by serving as the primary source of medical services for the state's 657,000 uninsured, thus serving as the healthcare safety net for the most needy.
- In 2021, uninsured patients presented at Trinitas Regional Medical Center | RWJBarnabas Health on 69,563 occasions.
- New Jersey's general hospitals are predominantly not-for-profit entities — any excess revenue over expenses is returned to the community in the form of new medical technology, expanded hospital services, maintenance and expansion of physical infrastructure and the enhanced ability to hire and maintain skilled workforce.

ANNUAL TAXES

Trinitas Regional Medical Center | RWJBarnabas Health pays \$2,180,700 annually in taxes including:

- 0.53 Percent Assessment: \$1,807,800
- Adjusted Admissions Assessment: \$212,000
- Newborn Screening Fees: \$161,000
- Other assessments such as New Jersey Poison Information & Education System (NJPIES) and Maternal and Child Health Consortium Assessment
- In addition, hospitals support their local municipalities through voluntary, negotiated payments and in-kind contributions.

SFY 2023 CHARITY CARE SUBSIDY SHORTFALL



University Hospital

ANNUAL CONTRIBUTIONS TO THE LOCAL AND STATE ECONOMY

Total Expenditures: \$1,045,487,000

▪ **3,284 full-time equivalent jobs, including:**

Nursing:	779
Therapy:	99
Radiology:	154
Pharmacy:	67
Pathology and Laboratory:	115
Dietary/Housekeeping/Maintenance:	282
Total Employee Payroll:	\$287,136,000
Estimated State Income Taxes Paid by Employees:	\$15,864,300

▪ **Purchased Services of \$104,757,000, including:**

Contracted Labor: \$47,361,000
Pharmaceutical Drugs: \$40,847,000
Dietary/Laundry/Housekeeping Supplies: \$7,011,000
Building Supplies: \$3,232,000
Utilities: \$6,306,000 including:
\$2,274,000 in Electric
\$2,368,000 in Oil & Gas
\$1,664,000 in Water/Sewage/Disposal

ANNUAL CONTRIBUTIONS AS A HEALTHCARE SAFETY NET

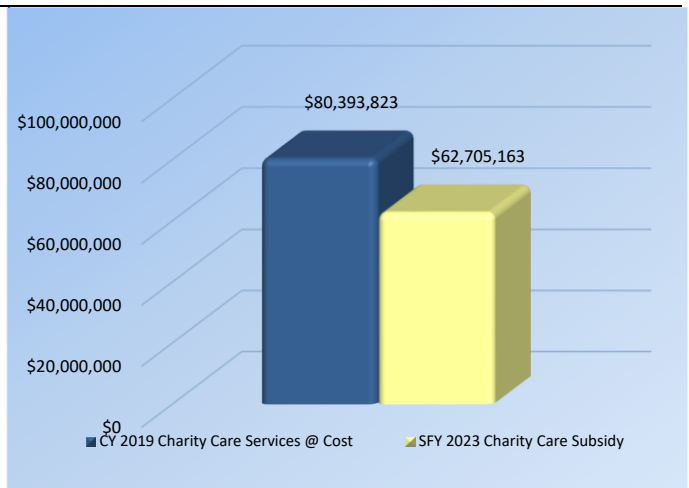
- Hospitals also give back to the community by serving as the primary source of medical services for the state's 657,000 uninsured, thus serving as the healthcare safety net for the most needy.
- In 2021, uninsured patients presented at University Hospital on 90,537 occasions.
- New Jersey's general hospitals are predominantly not-for-profit entities — any excess revenue over expenses is returned to the community in the form of new medical technology, expanded hospital services, maintenance and expansion of physical infrastructure and the enhanced ability to hire and maintain skilled workforce.

ANNUAL TAXES

University Hospital pays **\$4,850,400** annually in taxes including:

- 0.53 Percent Assessment: \$4,164,000
- Adjusted Admissions Assessment: \$253,100
- Newborn Screening Fees: \$433,400
- Other assessments such as New Jersey Poison Information & Education System (NJPIES) and Maternal and Child Health Consortium Assessment
- In addition, hospitals support their local municipalities through voluntary, negotiated payments and in-kind contributions.

SFY 2023 CHARITY CARE SUBSIDY SHORTFALL



Valley Hospital

ANNUAL CONTRIBUTIONS TO THE LOCAL AND STATE ECONOMY

Total Expenditures: \$773,045,000

▪ **3,201 full-time equivalent jobs, including:**

Nursing:	882
Therapy:	134
Radiology:	268
Pharmacy:	78
Pathology and Laboratory:	145
Dietary/Housekeeping/Maintenance:	278
Total Employee Payroll:	\$288,597,000
Estimated State Income Taxes Paid by Employees:	\$15,945,000

▪ **Purchased Services of \$172,319,000, including:**

Contracted Labor: \$88,455,000
Pharmaceutical Drugs: \$71,835,000
Dietary/Laundry/Housekeeping Supplies: \$4,919,000
Building Supplies: \$366,000
Utilities: \$6,744,000 including:
\$4,659,000 in Electric
\$1,181,000 in Oil & Gas
\$904,000 in Water/Sewage/Disposal

ANNUAL CONTRIBUTIONS AS A HEALTHCARE SAFETY NET

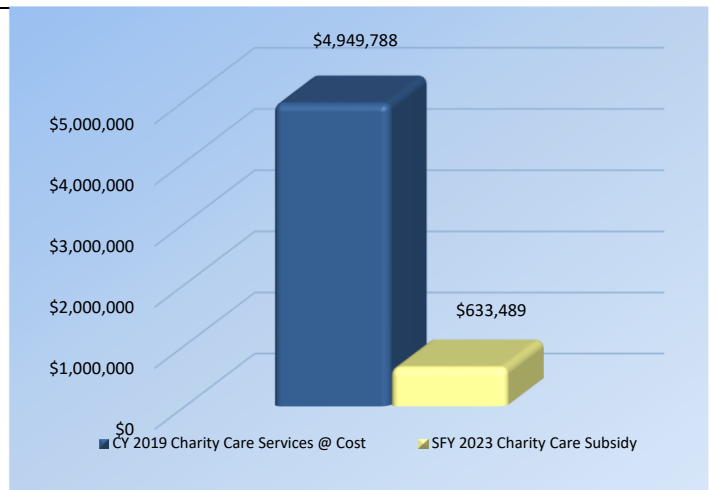
- Hospitals also give back to the community by serving as the primary source of medical services for the state's 657,000 uninsured, thus serving as the healthcare safety net for the most needy.
- In 2021, uninsured patients presented at Valley Hospital on 11,200 occasions.
- New Jersey's general hospitals are predominantly not-for-profit entities — any excess revenue over expenses is returned to the community in the form of new medical technology, expanded hospital services, maintenance and expansion of physical infrastructure and the enhanced ability to hire and maintain skilled workforce.

ANNUAL TAXES

Valley Hospital pays \$6,080,000 annually in taxes including:

- 0.53 Percent Assessment: \$5,025,500
- Adjusted Admissions Assessment: \$532,400
- Newborn Screening Fees: \$522,000
- Other assessments such as New Jersey Poison Information & Education System (NJPIES) and Maternal and Child Health Consortium Assessment
- In addition, hospitals support their local municipalities through voluntary, negotiated payments and in-kind contributions.

SFY 2023 CHARITY CARE SUBSIDY SHORTFALL



Virtua Marlton

ANNUAL CONTRIBUTIONS TO THE LOCAL AND STATE ECONOMY

Total Expenditures: \$138,578,000

▪ **607 full-time equivalent jobs, including:**

Nursing:	283
Therapy:	34
Radiology:	27
Pharmacy:	20
Pathology and Laboratory:	27
Dietary/Housekeeping/Maintenance:	60
Total Employee Payroll:	\$51,463,000
Estimated State Income Taxes Paid by Employees:	\$2,843,300

▪ **Purchased Services of \$18,571,000, including:**

Contracted Labor: \$10,545,000
Pharmaceutical Drugs: \$5,608,000
Dietary/Laundry/Housekeeping Supplies: \$176,000
Building Supplies: \$651,000
Utilities: \$1,591,000 including:
\$1,105,000 in Electric
\$323,000 in Oil & Gas
\$163,000 in Water/Sewage/Disposal

ANNUAL CONTRIBUTIONS AS A HEALTHCARE SAFETY NET

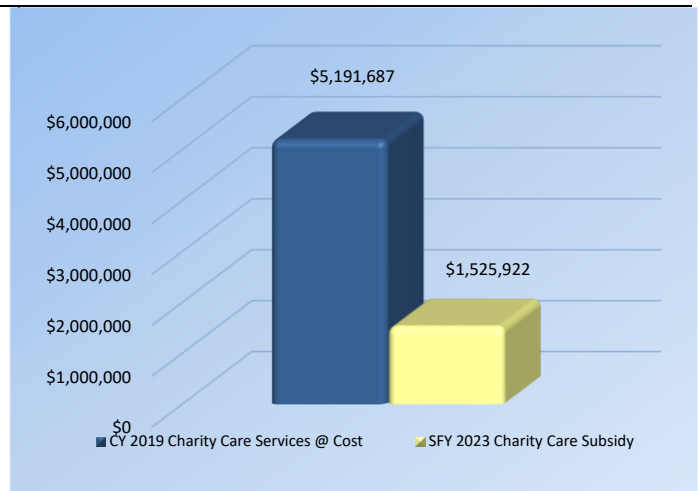
- Hospitals also give back to the community by serving as the primary source of medical services for the state's 657,000 uninsured, thus serving as the healthcare safety net for the most needy.
- In 2021, uninsured patients presented at Virtua Marlton on 661 occasions.
- New Jersey's general hospitals are predominantly not-for-profit entities — any excess revenue over expenses is returned to the community in the form of new medical technology, expanded hospital services, maintenance and expansion of physical infrastructure and the enhanced ability to hire and maintain skilled workforce.

ANNUAL TAXES

Virtua Marlton pays \$933,800 annually in taxes including:

- 0.53 Percent Assessment: \$834,400
- Adjusted Admissions Assessment: \$99,400
- Newborn Screening Fees: \$0
- Other assessments such as New Jersey Poison Information & Education System (NJPIES) and Maternal and Child Health Consortium Assessment
- In addition, hospitals support their local municipalities through voluntary, negotiated payments and in-kind contributions.

SFY 2023 CHARITY CARE SUBSIDY SHORTFALL



Virtua Mount Holly

ANNUAL CONTRIBUTIONS TO THE LOCAL AND STATE ECONOMY

Total Expenditures: \$355,074,000

▪ **1,353 full-time equivalent jobs, including:**

Nursing:	576
Therapy:	61
Radiology:	69
Pharmacy:	35
Pathology and Laboratory:	51
Dietary/Housekeeping/Maintenance:	142
Total Employee Payroll:	\$113,920,000
Estimated State Income Taxes Paid by Employees:	\$6,294,100

▪ **Purchased Services of \$46,613,000, including:**

Contracted Labor: \$22,012,000
Pharmaceutical Drugs: \$20,714,000
Dietary/Laundry/Housekeeping Supplies: \$407,000
Building Supplies: \$269,000
Utilities: \$3,211,000 including:
\$2,231,000 in Electric
\$651,000 in Oil & Gas
\$329,000 in Water/Sewage/Disposal

ANNUAL CONTRIBUTIONS AS A HEALTHCARE SAFETY NET

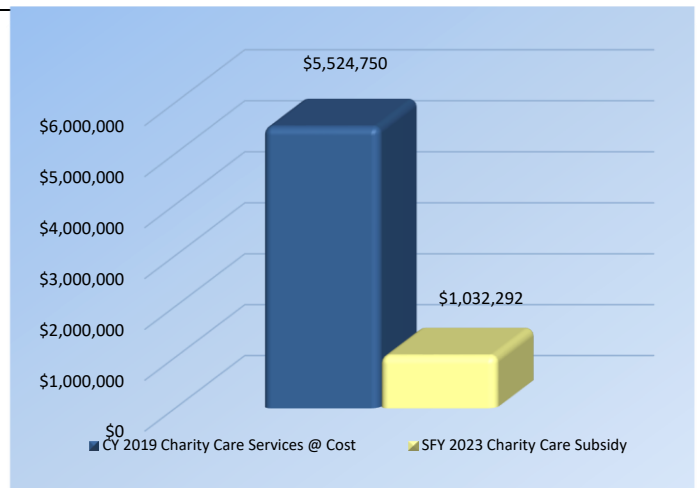
- Hospitals also give back to the community by serving as the primary source of medical services for the state's 657,000 uninsured, thus serving as the healthcare safety net for the most needy.
- In 2021, uninsured patients presented at Virtua Mount Holly on 6,627 occasions.
- New Jersey's general hospitals are predominantly not-for-profit entities — any excess revenue over expenses is returned to the community in the form of new medical technology, expanded hospital services, maintenance and expansion of physical infrastructure and the enhanced ability to hire and maintain skilled workforce.

ANNUAL TAXES

Virtua Mount Holly pays **\$2,814,100** annually in taxes including:

- 0.53 Percent Assessment: \$2,177,000
- Adjusted Admissions Assessment: \$309,300
- Newborn Screening Fees: \$327,900
- Other assessments such as New Jersey Poison Information & Education System (NJPIES) and Maternal and Child Health Consortium Assessment
- In addition, hospitals support their local municipalities through voluntary, negotiated payments and in-kind contributions.

SFY 2023 CHARITY CARE SUBSIDY SHORTFALL



Virtua Our Lady of Lourdes Hospital

ANNUAL CONTRIBUTIONS TO THE LOCAL AND STATE ECONOMY

Total Expenditures: \$398,820,000

▪ **1,262 full-time equivalent jobs, including:**

Nursing:	388
Therapy:	52
Radiology:	53
Pharmacy:	29
Pathology and Laboratory:	53
Dietary/Housekeeping/Maintenance:	121
Total Employee Payroll:	\$105,461,000
Estimated State Income Taxes Paid by Employees:	\$5,826,700

▪ **Purchased Services of \$41,192,000, including:**

Contracted Labor: \$27,302,000
Pharmaceutical Drugs: \$9,624,000
Dietary/Laundry/Housekeeping Supplies: \$432,000
Building Supplies: \$160,000
Utilities: \$3,674,000 including:
\$2,552,000 in Electric
\$745,000 in Oil & Gas
\$377,000 in Water/Sewage/Disposal

ANNUAL CONTRIBUTIONS AS A HEALTHCARE SAFETY NET

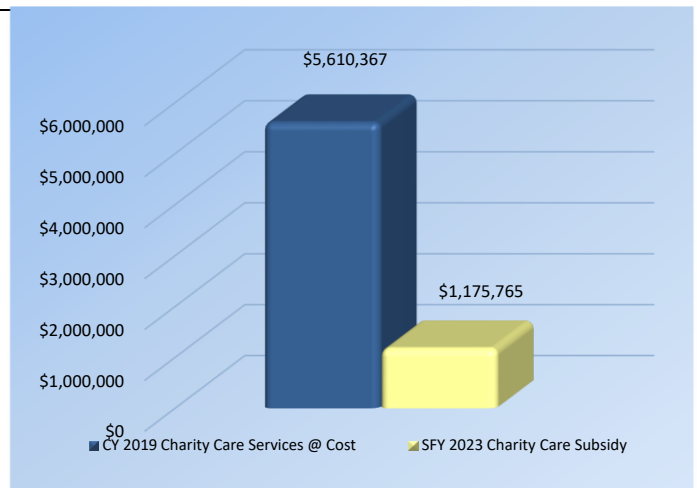
- Hospitals also give back to the community by serving as the primary source of medical services for the state's 657,000 uninsured, thus serving as the healthcare safety net for the most needy.
- In 2021, uninsured patients presented at Virtua Our Lady of Lourdes Hospital on 8,601 occasions.
- New Jersey's general hospitals are predominantly not-for-profit entities — any excess revenue over expenses is returned to the community in the form of new medical technology, expanded hospital services, maintenance and expansion of physical infrastructure and the enhanced ability to hire and maintain skilled workforce.

ANNUAL TAXES

Virtua Our Lady of Lourdes Hospital pays \$2,732,300 annually in taxes including:

- 0.53 Percent Assessment: \$2,288,800
- Adjusted Admissions Assessment: \$196,400
- Newborn Screening Fees: \$247,100
- Other assessments such as New Jersey Poison Information & Education System (NJPIES) and Maternal and Child Health Consortium Assessment
- In addition, hospitals support their local municipalities through voluntary, negotiated payments and in-kind contributions.

SFY 2023 CHARITY CARE SUBSIDY SHORTFALL



Virtua Voorhees

ANNUAL CONTRIBUTIONS TO THE LOCAL AND STATE ECONOMY

Total Expenditures: \$731,733,000

▪ 2,629 full-time equivalent jobs, including:

Nursing:	712
Therapy:	137
Radiology:	93
Pharmacy:	51
Pathology and Laboratory:	164
Dietary/Housekeeping/Maintenance:	218
Total Employee Payroll:	\$218,488,000
Estimated State Income Taxes Paid by Employees:	\$12,071,500

▪ Purchased Services of \$83,713,000, including:

Contracted Labor: \$40,864,000
Pharmaceutical Drugs: \$33,763,000
Dietary/Laundry/Housekeeping Supplies: \$1,444,000
Building Supplies: \$523,000
Utilities: \$7,119,000 including:
\$5,776,000 in Electric
\$727,000 in Oil & Gas
\$616,000 in Water/Sewage/Disposal

ANNUAL CONTRIBUTIONS AS A HEALTHCARE SAFETY NET

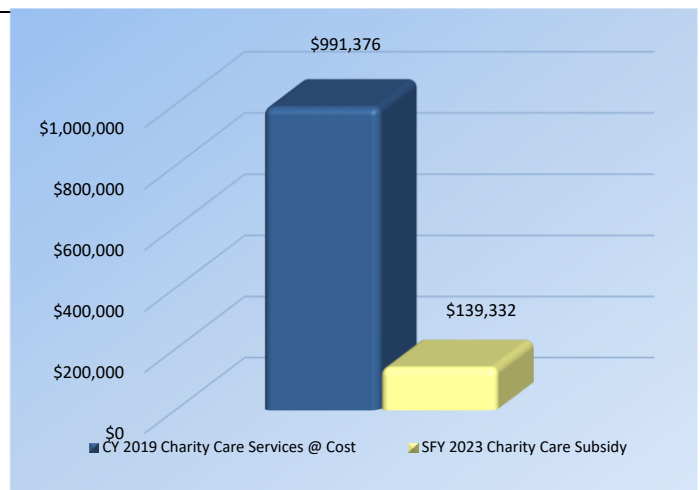
- Hospitals also give back to the community by serving as the primary source of medical services for the state's 657,000 uninsured, thus serving as the healthcare safety net for the most needy.
- In 2021, uninsured patients presented at Virtua Voorhees on 17,476 occasions.
- New Jersey's general hospitals are predominantly not-for-profit entities — any excess revenue over expenses is returned to the community in the form of new medical technology, expanded hospital services, maintenance and expansion of physical infrastructure and the enhanced ability to hire and maintain skilled workforce.

ANNUAL TAXES

Virtua Voorhees pays \$6,506,000 annually in taxes including:

- 0.53 Percent Assessment: \$4,602,700
- Adjusted Admissions Assessment: \$593,700
- Newborn Screening Fees: \$1,309,700
- Other assessments such as New Jersey Poison Information & Education System (NJPIES) and Maternal and Child Health Consortium Assessment
- In addition, hospitals support their local municipalities through voluntary, negotiated payments and in-kind contributions.

SFY 2023 CHARITY CARE SUBSIDY SHORTFALL



Virtua Willingboro Hospital

ANNUAL CONTRIBUTIONS TO THE LOCAL AND STATE ECONOMY

Total Expenditures: \$115,526,000

▪ **532 full-time equivalent jobs, including:**

Nursing:	213
Therapy:	16
Radiology:	35
Pharmacy:	14
Pathology and Laboratory:	21
Dietary/Housekeeping/Maintenance:	68
Total Employee Payroll:	\$38,793,000
Estimated State Income Taxes Paid by Employees:	\$2,143,300

▪ **Purchased Services of \$14,867,000, including:**

Contracted Labor: \$9,655,000
Pharmaceutical Drugs: \$3,130,000
Dietary/Laundry/Housekeeping Supplies: \$199,000
Building Supplies: \$222,000
Utilities: \$1,661,000 including:
\$1,154,000 in Electric
\$337,000 in Oil & Gas
\$170,000 in Water/Sewage/Disposal

ANNUAL CONTRIBUTIONS AS A HEALTHCARE SAFETY NET

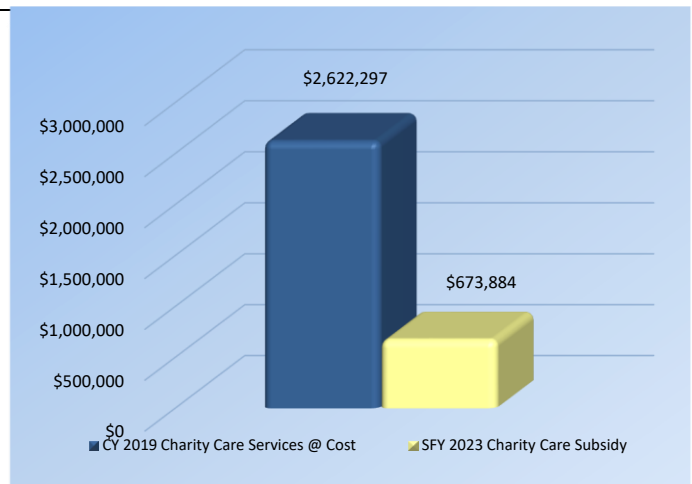
- Hospitals also give back to the community by serving as the primary source of medical services for the state's 657,000 uninsured, thus serving as the healthcare safety net for the most needy.
- In 2021, uninsured patients presented at Virtua Willingboro Hospital on 3,210 occasions.
- New Jersey's general hospitals are predominantly not-for-profit entities — any excess revenue over expenses is returned to the community in the form of new medical technology, expanded hospital services, maintenance and expansion of physical infrastructure and the enhanced ability to hire and maintain skilled workforce.

ANNUAL TAXES

Virtua Willingboro Hospital pays \$738,900 annually in taxes including:

- 0.53 Percent Assessment: \$646,600
- Adjusted Admissions Assessment: \$92,300
- Newborn Screening Fees: \$0
- Other assessments such as New Jersey Poison Information & Education System (NJPIES) and Maternal and Child Health Consortium Assessment
- In addition, hospitals support their local municipalities through voluntary, negotiated payments and in-kind contributions.

SFY 2023 CHARITY CARE SUBSIDY SHORTFALL



Atlantic County Hospitals

ANNUAL CONTRIBUTIONS TO THE LOCAL AND STATE ECONOMY

Total Expenditures: \$981,988,000

▪ **3,938 full-time equivalent jobs, including:**

Nursing:	1,385
Therapy:	96
Radiology:	279
Pharmacy:	176
Pathology and Laboratory:	150
Dietary/Housekeeping/Maintenance:	140
Total Employee Payroll:	\$330,710,000
Estimated State Income Taxes Paid by Employees:	\$18,271,700

▪ **Purchased Services of \$176,332,000, including:**

Contracted Labor: \$85,907,000
Pharmaceutical Drugs: \$71,735,000
Dietary/Laundry/Housekeeping Supplies: \$3,797,000
Building Supplies: \$337,000
Utilities: \$14,556,000 including:
\$9,018,000 in Electric
\$3,533,000 in Oil & Gas
\$2,005,000 in Water/Sewage/Disposal

ANNUAL CONTRIBUTIONS AS A HEALTHCARE SAFETY NET

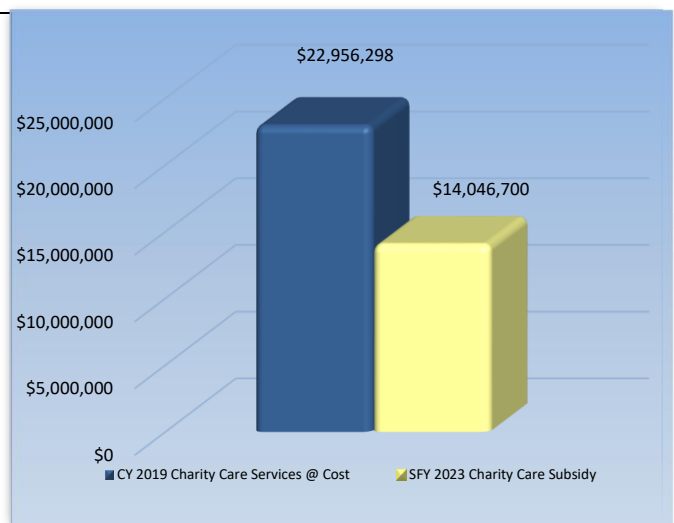
- Hospitals also give back to the community by serving as the primary source of medical services for the state's 657,000 uninsured, thus serving as the healthcare safety net for the most needy.
- In 2021, uninsured patients presented at Atlantic County Hospitals on 30,023 occasions.
- New Jersey's general hospitals are predominantly not-for-profit entities — any excess revenue over expenses is returned to the community in the form of new medical technology, expanded hospital services, maintenance and expansion of physical infrastructure and the enhanced ability to hire and maintain skilled workforce.

ANNUAL TAXES

Atlantic County Hospitals pay \$6,739,400 annually in taxes including:

- 0.53 Percent Assessment: \$5,598,500
- Adjusted Admissions Assessment: \$635,300
- Newborn Screening Fees: \$505,700
- Other assessments such as New Jersey Poison Information & Education System (NJPIES) and Maternal and Child Health Consortium Assessment
- In addition, hospitals support their local municipalities through voluntary, negotiated payments and in-kind contributions.

SFY 2023 CHARITY CARE SUBSIDY SHORTFALL



Bergen County Hospitals

ANNUAL CONTRIBUTIONS TO THE LOCAL AND STATE ECONOMY

Total Expenditures: \$4,552,181,000

▪ **15,635 full-time equivalent jobs, including:**

Nursing:	3,595
Therapy:	495
Radiology:	1,310
Pharmacy:	453
Pathology and Laboratory:	628
Dietary/Housekeeping/Maintenance:	1,325
Total Employee Payroll:	\$1,482,619,000
Estimated State Income Taxes Paid by Employees:	\$81,914,700

▪ **Purchased Services of \$828,231,000, including:**

Contracted Labor: \$270,445,000
Pharmaceutical Drugs: \$501,962,000
Dietary/Laundry/Housekeeping Supplies: \$21,301,000
Building Supplies: \$2,360,000
Utilities: \$32,163,000 including:
\$18,129,000 in Electric
\$9,359,000 in Oil & Gas
\$4,675,000 in Water/Sewage/Disposal

ANNUAL CONTRIBUTIONS AS A HEALTHCARE SAFETY NET

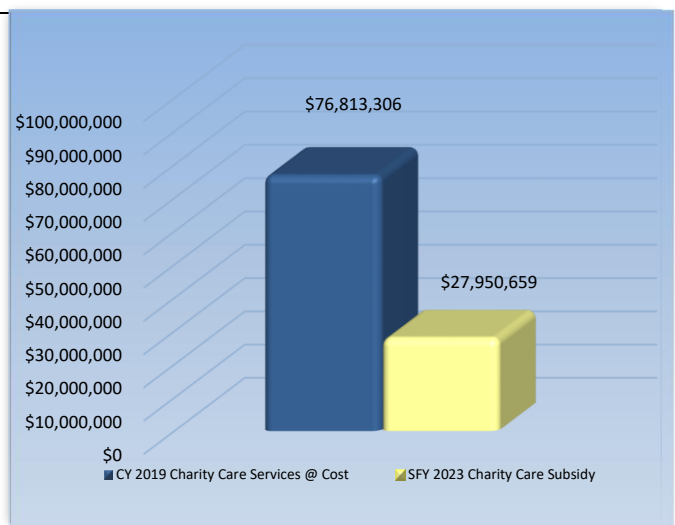
- Hospitals also give back to the community by serving as the primary source of medical services for the state's 657,000 uninsured, thus serving as the healthcare safety net for the most needy.
- In 2021, uninsured patients presented at Bergen County Hospitals on 258,790 occasions.
- New Jersey's general hospitals are predominantly not-for-profit entities — any excess revenue over expenses is returned to the community in the form of new medical technology, expanded hospital services, maintenance and expansion of physical infrastructure and the enhanced ability to hire and maintain skilled workforce.

ANNUAL TAXES

Bergen County Hospitals pay \$31,268,600 annually in taxes including:

- 0.53 Percent Assessment: \$26,406,000
- Adjusted Admissions Assessment: \$2,853,600
- Newborn Screening Fees: \$2,009,000
- Other assessments such as New Jersey Poison Information & Education System (NJPIES) and Maternal and Child Health Consortium Assessment
- In addition, hospitals support their local municipalities through voluntary, negotiated payments and in-kind contributions.

SFY 2023 CHARITY CARE SUBSIDY SHORTFALL



Burlington County Hospitals

ANNUAL CONTRIBUTIONS TO THE LOCAL AND STATE ECONOMY

Total Expenditures: \$824,176,000

▪ **3,397 full-time equivalent jobs, including:**

Nursing:	1,254
Therapy:	142
Radiology:	171
Pharmacy:	88
Pathology and Laboratory:	135
Dietary/Housekeeping/Maintenance:	371
Total Employee Payroll:	\$295,896,000
Estimated State Income Taxes Paid by Employees:	\$16,348,300

▪ **Purchased Services of \$90,176,000, including:**

Contracted Labor: \$43,812,000
Pharmaceutical Drugs: \$35,177,000
Dietary/Laundry/Housekeeping Supplies: \$1,635,000
Building Supplies: \$1,494,000
Utilities: \$8,058,000 including:
\$5,660,000 in Electric
\$1,311,000 in Oil & Gas
\$1,087,000 in Water/Sewage/Disposal

ANNUAL CONTRIBUTIONS AS A HEALTHCARE SAFETY NET

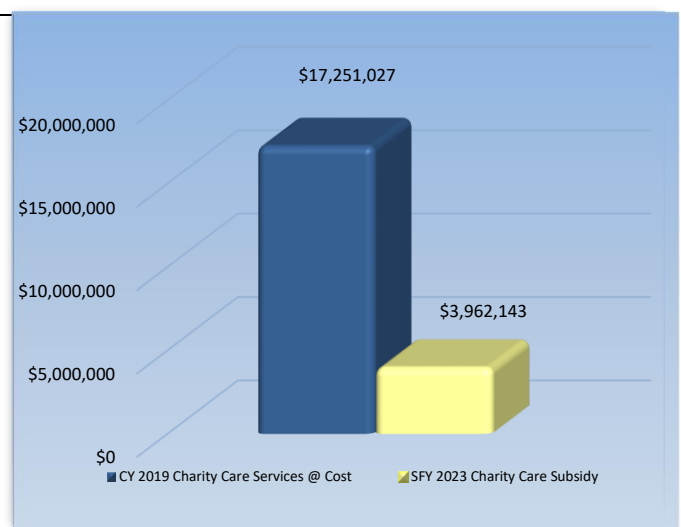
- Hospitals also give back to the community by serving as the primary source of medical services for the state's 657,000 uninsured, thus serving as the healthcare safety net for the most needy.
- In 2021, uninsured patients presented at Burlington County Hospitals on 13,690 occasions.
- New Jersey's general hospitals are predominantly not-for-profit entities — any excess revenue over expenses is returned to the community in the form of new medical technology, expanded hospital services, maintenance and expansion of physical infrastructure and the enhanced ability to hire and maintain skilled workforce.

ANNUAL TAXES

Burlington County Hospitals pay \$5,726,200 annually in taxes including:

- 0.53 Percent Assessment: \$4,826,600
- Adjusted Admissions Assessment: \$571,700
- Newborn Screening Fees: \$327,900
- Other assessments such as New Jersey Poison Information & Education System (NJPIES) and Maternal and Child Health Consortium Assessment
- In addition, hospitals support their local municipalities through voluntary, negotiated payments and in-kind contributions.

SFY 2023 CHARITY CARE SUBSIDY SHORTFALL



Camden County Hospitals

ANNUAL CONTRIBUTIONS TO THE LOCAL AND STATE ECONOMY

Total Expenditures: \$2,723,947,000

▪ **10,643 full-time equivalent jobs, including:**

Nursing:	2,737
Therapy:	385
Radiology:	495
Pharmacy:	204
Pathology and Laboratory:	436
Dietary/Housekeeping/Maintenance:	1,000
Total Employee Payroll:	\$969,629,000
Estimated State Income Taxes Paid by Employees:	\$53,572,000

▪ **Purchased Services of \$283,596,000, including:**

Contracted Labor: \$158,174,000
Pharmaceutical Drugs: \$91,568,000
Dietary/Laundry/Housekeeping Supplies: \$10,579,000
Building Supplies: \$885,000
Utilities: \$22,390,000 including:
\$16,444,000 in Electric
\$2,883,000 in Oil & Gas
\$3,063,000 in Water/Sewage/Disposal

ANNUAL CONTRIBUTIONS AS A HEALTHCARE SAFETY NET

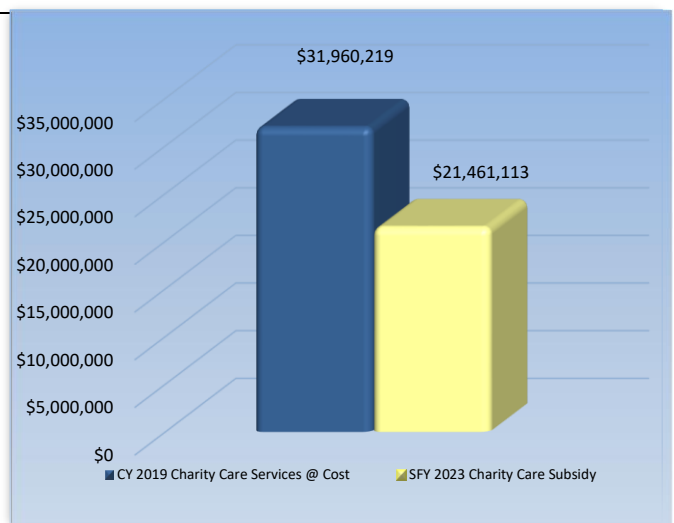
- Hospitals also give back to the community by serving as the primary source of medical services for the state's 657,000 uninsured, thus serving as the healthcare safety net for the most needy.
- In 2021, uninsured patients presented at Camden County Hospitals on 61,569 occasions.
- New Jersey's general hospitals are predominantly not-for-profit entities — any excess revenue over expenses is returned to the community in the form of new medical technology, expanded hospital services, maintenance and expansion of physical infrastructure and the enhanced ability to hire and maintain skilled workforce.

ANNUAL TAXES

Camden County Hospitals pay \$19,442,200 annually in taxes including:

- 0.53 Percent Assessment: \$16,093,500
- Adjusted Admissions Assessment: \$1,557,300
- Newborn Screening Fees: \$1,791,500
- Other assessments such as New Jersey Poison Information & Education System (NJPIES) and Maternal and Child Health Consortium Assessment
- In addition, hospitals support their local municipalities through voluntary, negotiated payments and in-kind contributions.

SFY 2023 CHARITY CARE SUBSIDY SHORTFALL



Cape May County Hospitals

ANNUAL CONTRIBUTIONS TO THE LOCAL AND STATE ECONOMY

Total Expenditures: \$138,518,000

▪ **750 full-time equivalent jobs, including:**

Nursing:	173
Therapy:	34
Radiology:	59
Pharmacy:	18
Pathology and Laboratory:	76
Dietary/Housekeeping/Maintenance:	49
Total Employee Payroll:	\$54,595,000
Estimated State Income Taxes Paid by Employees:	\$3,016,400

▪ **Purchased Services of \$31,826,000, including:**

Contracted Labor: \$20,543,000
Pharmaceutical Drugs: \$7,712,000
Dietary/Laundry/Housekeeping Supplies: \$1,452,000
Building Supplies: \$17,000
Utilities: \$2,102,000 including:
\$1,362,000 in Electric
\$340,000 in Oil & Gas
\$400,000 in Water/Sewage/Disposal

ANNUAL CONTRIBUTIONS AS A HEALTHCARE SAFETY NET

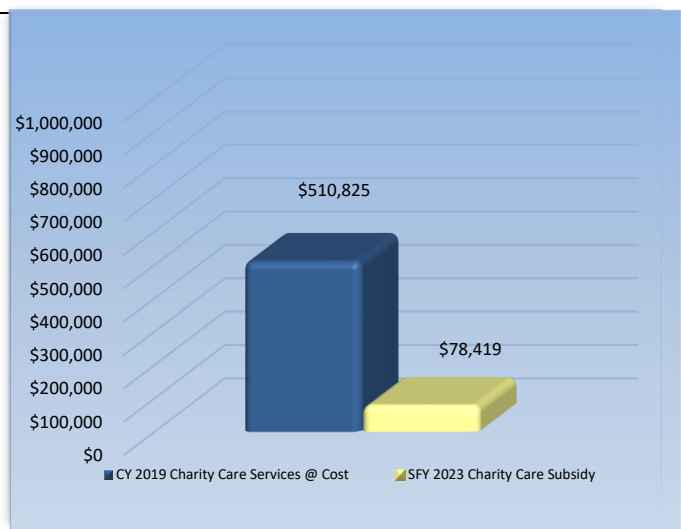
- Hospitals also give back to the community by serving as the primary source of medical services for the state's 657,000 uninsured, thus serving as the healthcare safety net for the most needy.
- In 2021, uninsured patients presented at Cape May County Hospitals on 2,341 occasions.
- New Jersey's general hospitals are predominantly not-for-profit entities — any excess revenue over expenses is returned to the community in the form of new medical technology, expanded hospital services, maintenance and expansion of physical infrastructure and the enhanced ability to hire and maintain skilled workforce.

ANNUAL TAXES

Cape May County Hospitals pay \$969,500 annually in taxes including:

- 0.53 Percent Assessment: \$740,300
- Adjusted Admissions Assessment: \$189,600
- Newborn Screening Fees: \$39,600
- Other assessments such as New Jersey Poison Information & Education System (NJPIES) and Maternal and Child Health Consortium Assessment
- In addition, hospitals support their local municipalities through voluntary, negotiated payments and in-kind contributions.

SFY 2023 CHARITY CARE SUBSIDY SHORTFALL



Cumberland County Hospitals

ANNUAL CONTRIBUTIONS TO THE LOCAL AND STATE ECONOMY

Total Expenditures: \$506,160,000

▪ **2,787 full-time equivalent jobs, including:**

Nursing:	726
Therapy:	42
Radiology:	187
Pharmacy:	37
Pathology and Laboratory:	81
Dietary/Housekeeping/Maintenance:	198
Total Employee Payroll:	\$215,723,000
Estimated State Income Taxes Paid by Employees:	\$11,918,700

▪ **Purchased Services of \$68,871,000, including:**

Contracted Labor: \$41,280,000
Pharmaceutical Drugs: \$15,063,000
Dietary/Laundry/Housekeeping Supplies: \$4,274,000
Building Supplies: \$7,000
Utilities: \$8,247,000 including:
\$5,365,000 in Electric
\$1,794,000 in Oil & Gas
\$1,088,000 in Water/Sewage/Disposal

ANNUAL CONTRIBUTIONS AS A HEALTHCARE SAFETY NET

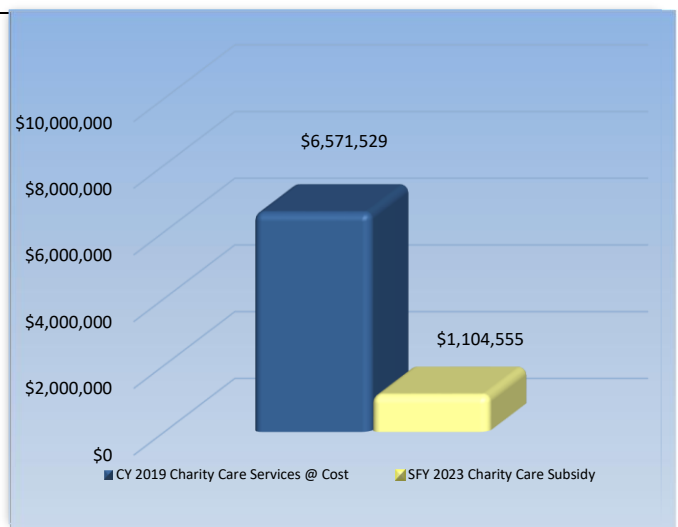
- Hospitals also give back to the community by serving as the primary source of medical services for the state's 657,000 uninsured, thus serving as the healthcare safety net for the most needy.
- In 2021, uninsured patients presented at Cumberland County Hospitals on 17,907 occasions.
- New Jersey's general hospitals are predominantly not-for-profit entities — any excess revenue over expenses is returned to the community in the form of new medical technology, expanded hospital services, maintenance and expansion of physical infrastructure and the enhanced ability to hire and maintain skilled workforce.

ANNUAL TAXES

Cumberland County Hospitals pay \$3,338,700 annually in taxes including:

- 0.53 Percent Assessment: \$2,760,600
- Adjusted Admissions Assessment: \$338,500
- Newborn Screening Fees: \$239,600
- Other assessments such as New Jersey Poison Information & Education System (NJPIES) and Maternal and Child Health Consortium Assessment
- In addition, hospitals support their local municipalities through voluntary, negotiated payments and in-kind contributions.

SFY 2023 CHARITY CARE SUBSIDY SHORTFALL



Essex County Hospitals

ANNUAL CONTRIBUTIONS TO THE LOCAL AND STATE ECONOMY

Total Expenditures: \$3,725,672,000

▪ **13,658 full-time equivalent jobs, including:**

Nursing:	3,608
Therapy:	451
Radiology:	689
Pharmacy:	307
Pathology and Laboratory:	474
Dietary/Housekeeping/Maintenance:	936
Total Employee Payroll:	\$1,196,706,000
Estimated State Income Taxes Paid by Employees:	\$66,118,000

▪ **Purchased Services of \$604,432,000, including:**

Contracted Labor: \$309,015,000
Pharmaceutical Drugs: \$238,689,000
Dietary/Laundry/Housekeeping Supplies: \$21,148,000
Building Supplies: \$4,299,000
Utilities: \$31,281,000 including:
\$19,322,000 in Electric
\$5,816,000 in Oil & Gas
\$6,143,000 in Water/Sewage/Disposal

ANNUAL CONTRIBUTIONS AS A HEALTHCARE SAFETY NET

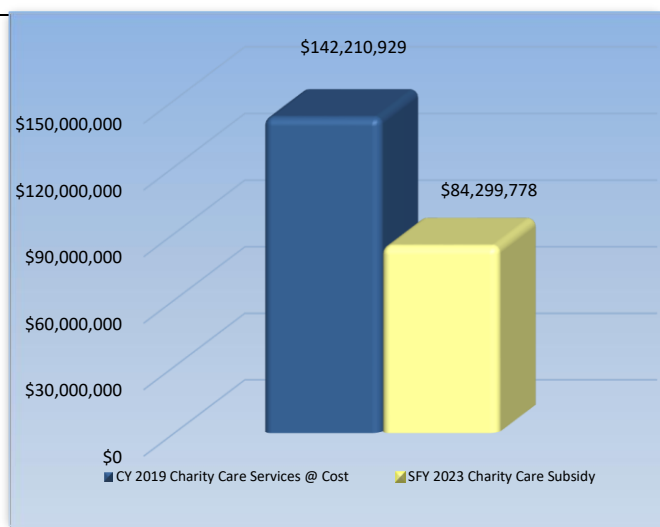
- Hospitals also give back to the community by serving as the primary source of medical services for the state's 657,000 uninsured, thus serving as the healthcare safety net for the most needy.
- In 2021, uninsured patients presented at Essex County Hospitals on 183,340 occasions.
- New Jersey's general hospitals are predominantly not-for-profit entities — any excess revenue over expenses is returned to the community in the form of new medical technology, expanded hospital services, maintenance and expansion of physical infrastructure and the enhanced ability to hire and maintain skilled workforce.

ANNUAL TAXES

Essex County Hospitals pay \$22,733,600 annually in taxes including:

- 0.53 Percent Assessment: \$18,689,200
- Adjusted Admissions Assessment: \$1,703,400
- Newborn Screening Fees: \$2,341,100
- Other assessments such as New Jersey Poison Information & Education System (NJPIES) and Maternal and Child Health Consortium Assessment
- In addition, hospitals support their local municipalities through voluntary, negotiated payments and in-kind contributions.

SFY 2023 CHARITY CARE SUBSIDY SHORTFALL



Gloucester County Hospitals

ANNUAL CONTRIBUTIONS TO THE LOCAL AND STATE ECONOMY

Total Expenditures: \$635,063,000

▪ **3,007 full-time equivalent jobs, including:**

Nursing:	843
Therapy:	91
Radiology:	186
Pharmacy:	66
Pathology and Laboratory:	113
Dietary/Housekeeping/Maintenance:	305
Total Employee Payroll:	\$236,647,000
Estimated State Income Taxes Paid by Employees:	\$13,074,700

▪ **Purchased Services of \$128,620,000, including:**

Contracted Labor: \$74,057,000
Pharmaceutical Drugs: \$43,394,000
Dietary/Laundry/Housekeeping Supplies: \$4,527,000
Building Supplies: \$554,000
Utilities: \$6,088,000 including:
\$3,574,000 in Electric
\$1,590,000 in Oil & Gas
\$924,000 in Water/Sewage/Disposal

ANNUAL CONTRIBUTIONS AS A HEALTHCARE SAFETY NET

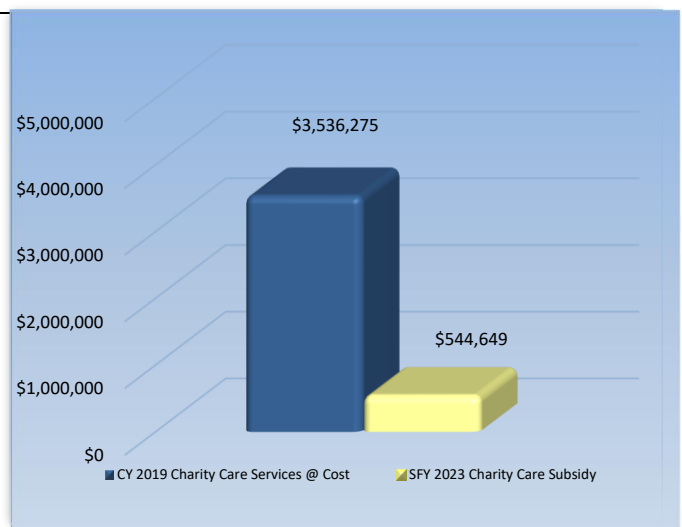
- Hospitals also give back to the community by serving as the primary source of medical services for the state's 657,000 uninsured, thus serving as the healthcare safety net for the most needy.
- In 2021, uninsured patients presented at Gloucester County Hospitals on 5,532 occasions.
- New Jersey's general hospitals are predominantly not-for-profit entities — any excess revenue over expenses is returned to the community in the form of new medical technology, expanded hospital services, maintenance and expansion of physical infrastructure and the enhanced ability to hire and maintain skilled workforce.

ANNUAL TAXES

Gloucester County Hospitals pay \$4,278,300 annually in taxes including:

- 0.53 Percent Assessment: \$3,575,700
- Adjusted Admissions Assessment: \$393,900
- Newborn Screening Fees: \$308,700
- Other assessments such as New Jersey Poison Information & Education System (NJPIES) and Maternal and Child Health Consortium Assessment
- In addition, hospitals support their local municipalities through voluntary, negotiated payments and in-kind contributions.

SFY 2023 CHARITY CARE SUBSIDY SHORTFALL



Hudson County Hospitals

ANNUAL CONTRIBUTIONS TO THE LOCAL AND STATE ECONOMY

Total Expenditures: \$1,367,338,000

▪ **5,797 full-time equivalent jobs, including:**

Nursing:	1,513
Therapy:	194
Radiology:	243
Pharmacy:	147
Pathology and Laboratory:	183
Dietary/Housekeeping/Maintenance:	627
Total Employee Payroll:	\$448,334,000
Estimated State Income Taxes Paid by Employees:	\$24,770,500

▪ **Purchased Services of \$275,675,000, including:**

Contracted Labor: \$214,196,000
Pharmaceutical Drugs: \$42,226,000
Dietary/Laundry/Housekeeping Supplies: \$5,991,000
Building Supplies: \$1,310,000
Utilities: \$11,952,000 including:
\$7,405,000 in Electric
\$1,928,000 in Oil & Gas
\$2,623,000 in Water/Sewage/Disposal

ANNUAL CONTRIBUTIONS AS A HEALTHCARE SAFETY NET

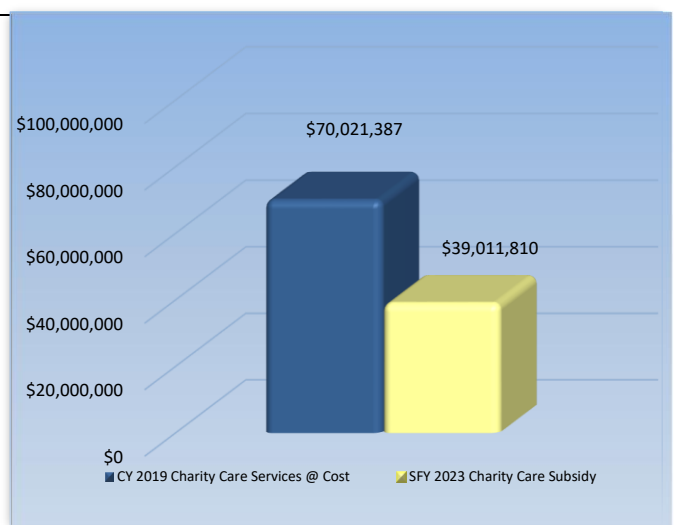
- Hospitals also give back to the community by serving as the primary source of medical services for the state's 657,000 uninsured, thus serving as the healthcare safety net for the most needy.
- In 2021, uninsured patients presented at Hudson County Hospitals on 93,590 occasions.
- New Jersey's general hospitals are predominantly not-for-profit entities — any excess revenue over expenses is returned to the community in the form of new medical technology, expanded hospital services, maintenance and expansion of physical infrastructure and the enhanced ability to hire and maintain skilled workforce.

ANNUAL TAXES

Hudson County Hospitals pay \$8,579,200 annually in taxes including:

- 0.53 Percent Assessment: \$7,159,200
- Adjusted Admissions Assessment: \$835,600
- Newborn Screening Fees: \$584,400
- Other assessments such as New Jersey Poison Information & Education System (NJPIES) and Maternal and Child Health Consortium Assessment
- In addition, hospitals support their local municipalities through voluntary, negotiated payments and in-kind contributions.

SFY 2023 CHARITY CARE SUBSIDY SHORTFALL



Hunterdon County Hospitals

ANNUAL CONTRIBUTIONS TO THE LOCAL AND STATE ECONOMY

Total Expenditures: \$404,869,000

▪ **2,019 full-time equivalent jobs, including:**

Nursing:	274
Therapy:	81
Radiology:	88
Pharmacy:	28
Pathology and Laboratory:	74
Dietary/Housekeeping/Maintenance:	158
Total Employee Payroll:	\$177,127,000
Estimated State Income Taxes Paid by Employees:	\$9,786,300

▪ **Purchased Services of \$21,025,000, including:**

Contracted Labor: \$8,534,000
Pharmaceutical Drugs: \$8,341,000
Dietary/Laundry/Housekeeping Supplies: \$1,107,000
Building Supplies: \$541,000
Utilities: \$2,502,000 including:
\$1,610,000 in Electric
\$599,000 in Oil & Gas
\$293,000 in Water/Sewage/Disposal

ANNUAL CONTRIBUTIONS AS A HEALTHCARE SAFETY NET

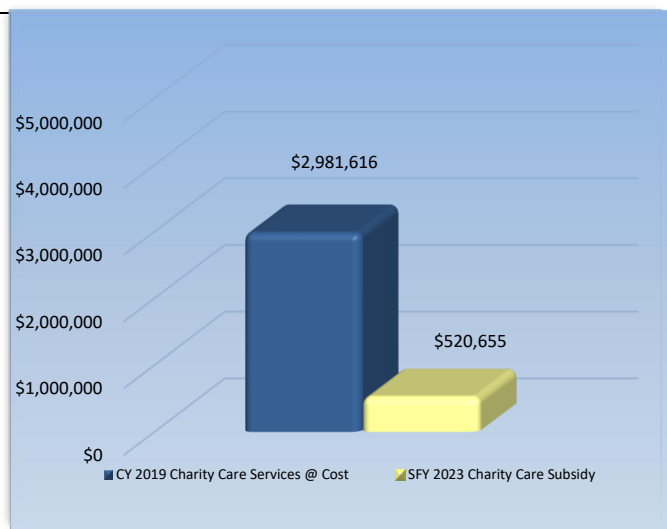
- Hospitals also give back to the community by serving as the primary source of medical services for the state's 657,000 uninsured, thus serving as the healthcare safety net for the most needy.
- In 2021, uninsured patients presented at Hunterdon County Hospitals on 13,783 occasions.
- New Jersey's general hospitals are predominantly not-for-profit entities — any excess revenue over expenses is returned to the community in the form of new medical technology, expanded hospital services, maintenance and expansion of physical infrastructure and the enhanced ability to hire and maintain skilled workforce.

ANNUAL TAXES

Hunterdon County Hospitals pay \$2,657,600 annually in taxes including:

- 0.53 Percent Assessment: \$2,200,400
- Adjusted Admissions Assessment: \$302,700
- Newborn Screening Fees: \$154,500
- Other assessments such as New Jersey Poison Information & Education System (NJPIES) and Maternal and Child Health Consortium Assessment
- In addition, hospitals support their local municipalities through voluntary, negotiated payments and in-kind contributions.

SFY 2023 CHARITY CARE SUBSIDY SHORTFALL



Mercer County Hospitals

ANNUAL CONTRIBUTIONS TO THE LOCAL AND STATE ECONOMY

Total Expenditures: \$1,388,022,000

▪ **6,049 full-time equivalent jobs, including:**

Nursing:	1,306
Therapy:	263
Radiology:	379
Pharmacy:	128
Pathology and Laboratory:	189
Dietary/Housekeeping/Maintenance:	475
Total Employee Payroll:	\$548,602,000
Estimated State Income Taxes Paid by Employees:	\$30,310,300

▪ **Purchased Services of \$210,260,000, including:**

Contracted Labor: \$116,705,000
Pharmaceutical Drugs: \$75,270,000
Dietary/Laundry/Housekeeping Supplies: \$4,560,000
Building Supplies: \$631,000
Utilities: \$13,094,000 including:
\$9,054,000 in Electric
\$2,248,000 in Oil & Gas
\$1,864,000 in Water/Sewage/Disposal

ANNUAL CONTRIBUTIONS AS A HEALTHCARE SAFETY NET

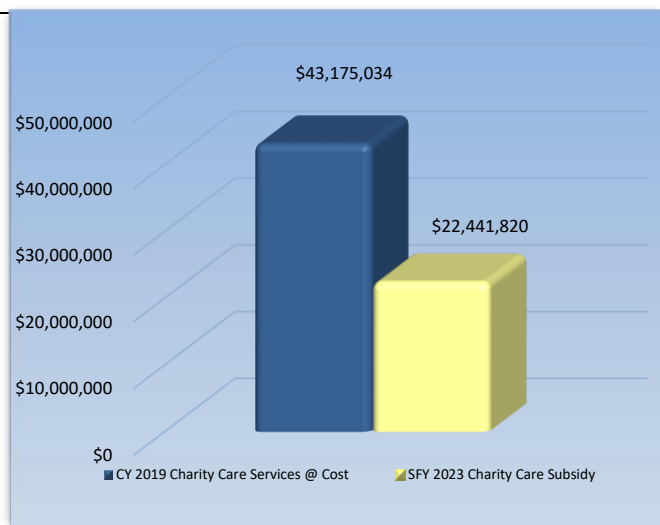
- Hospitals also give back to the community by serving as the primary source of medical services for the state's 657,000 uninsured, thus serving as the healthcare safety net for the most needy.
- In 2021, uninsured patients presented at Mercer County Hospitals on 155,469 occasions.
- New Jersey's general hospitals are predominantly not-for-profit entities — any excess revenue over expenses is returned to the community in the form of new medical technology, expanded hospital services, maintenance and expansion of physical infrastructure and the enhanced ability to hire and maintain skilled workforce.

ANNUAL TAXES

Mercer County Hospitals pay \$8,698,900 annually in taxes including:

- 0.53 Percent Assessment: \$7,396,300
- Adjusted Admissions Assessment: \$719,500
- Newborn Screening Fees: \$583,100
- Other assessments such as New Jersey Poison Information & Education System (NJPIES) and Maternal and Child Health Consortium Assessment
- In addition, hospitals support their local municipalities through voluntary, negotiated payments and in-kind contributions.

SFY 2023 CHARITY CARE SUBSIDY SHORTFALL



Middlesex County Hospitals

ANNUAL CONTRIBUTIONS TO THE LOCAL AND STATE ECONOMY

Total Expenditures: \$3,423,715,000

▪ **13,916 full-time equivalent jobs, including:**

Nursing:	4,024
Therapy:	678
Radiology:	573
Pharmacy:	317
Pathology and Laboratory:	444
Dietary/Housekeeping/Maintenance:	1,111
Total Employee Payroll:	\$1,235,576,000
Estimated State Income Taxes Paid by Employees:	\$68,265,600

▪ **Purchased Services of \$496,052,000, including:**

Contracted Labor: \$196,731,000
Pharmaceutical Drugs: \$245,796,000
Dietary/Laundry/Housekeeping Supplies: \$21,168,000
Building Supplies: \$2,710,000
Utilities: \$29,647,000 including:
\$13,922,000 in Electric
\$8,748,000 in Oil & Gas
\$7,134,000 in Water/Sewage/Disposal

ANNUAL CONTRIBUTIONS AS A HEALTHCARE SAFETY NET

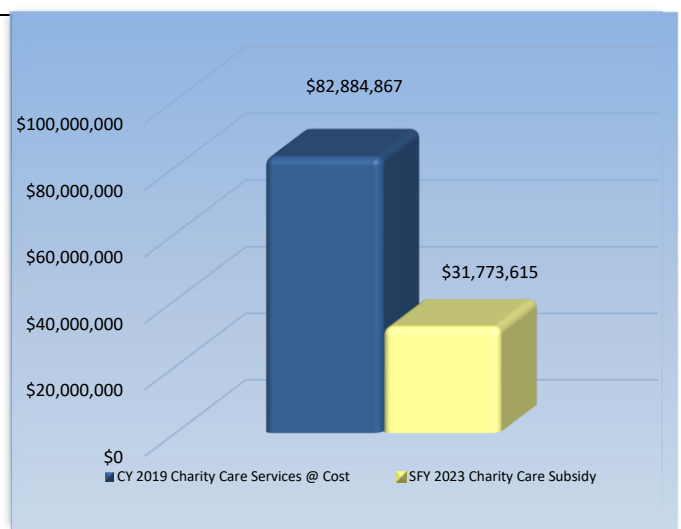
- Hospitals also give back to the community by serving as the primary source of medical services for the state's 657,000 uninsured, thus serving as the healthcare safety net for the most needy.
- In 2021, uninsured patients presented at Middlesex County Hospitals on 140,538 occasions.
- New Jersey's general hospitals are predominantly not-for-profit entities — any excess revenue over expenses is returned to the community in the form of new medical technology, expanded hospital services, maintenance and expansion of physical infrastructure and the enhanced ability to hire and maintain skilled workforce.

ANNUAL TAXES

Middlesex County Hospitals pay \$21,780,600 annually in taxes including:

- 0.53 Percent Assessment: \$18,251,300
- Adjusted Admissions Assessment: \$1,851,100
- Newborn Screening Fees: \$1,678,200
- Other assessments such as New Jersey Poison Information & Education System (NJPIES) and Maternal and Child Health Consortium Assessment
- In addition, hospitals support their local municipalities through voluntary, negotiated payments and in-kind contributions.

SFY 2023 CHARITY CARE SUBSIDY SHORTFALL



Monmouth County Hospitals

ANNUAL CONTRIBUTIONS TO THE LOCAL AND STATE ECONOMY

Total Expenditures: \$2,473,026,000

▪ **9,925 full-time equivalent jobs, including:**

Nursing:	3,292
Therapy:	370
Radiology:	506
Pharmacy:	246
Pathology and Laboratory:	186
Dietary/Housekeeping/Maintenance:	771
Total Employee Payroll:	\$880,320,000
Estimated State Income Taxes Paid by Employees:	\$48,637,700

▪ **Purchased Services of \$406,750,000, including:**

Contracted Labor: \$180,331,000
Pharmaceutical Drugs: \$180,205,000
Dietary/Laundry/Housekeeping Supplies: \$15,599,000
Building Supplies: \$13,774,000
Utilities: \$16,841,000 including:
\$9,604,000 in Electric
\$4,085,000 in Oil & Gas
\$3,152,000 in Water/Sewage/Disposal

ANNUAL CONTRIBUTIONS AS A HEALTHCARE SAFETY NET

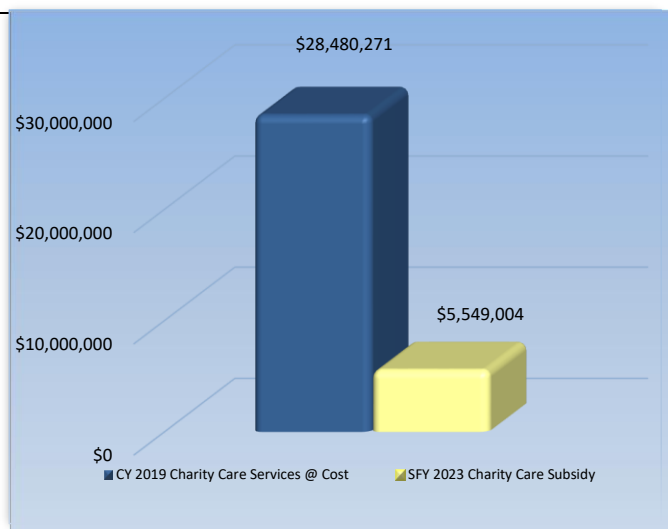
- Hospitals also give back to the community by serving as the primary source of medical services for the state's 657,000 uninsured, thus serving as the healthcare safety net for the most needy.
- In 2021, uninsured patients presented at Monmouth County Hospitals on 52,615 occasions.
- New Jersey's general hospitals are predominantly not-for-profit entities — any excess revenue over expenses is returned to the community in the form of new medical technology, expanded hospital services, maintenance and expansion of physical infrastructure and the enhanced ability to hire and maintain skilled workforce.

ANNUAL TAXES

Monmouth County Hospitals pay \$17,469,800 annually in taxes including:

- 0.53 Percent Assessment: \$13,319,300
- Adjusted Admissions Assessment: \$1,468,200
- Newborn Screening Fees: \$2,682,300
- Other assessments such as New Jersey Poison Information & Education System (NJPIES) and Maternal and Child Health Consortium Assessment
- In addition, hospitals support their local municipalities through voluntary, negotiated payments and in-kind contributions.

SFY 2023 CHARITY CARE SUBSIDY SHORTFALL



Morris County Hospitals

ANNUAL CONTRIBUTIONS TO THE LOCAL AND STATE ECONOMY

Total Expenditures: \$1,856,675,000

▪ **7,621 full-time equivalent jobs, including:**

Nursing:	1,878
Therapy:	302
Radiology:	369
Pharmacy:	208
Pathology and Laboratory:	385
Dietary/Housekeeping/Maintenance:	773
Total Employee Payroll:	\$617,799,000
Estimated State Income Taxes Paid by Employees:	\$34,133,400

▪ **Purchased Services of \$215,806,000, including:**

Contracted Labor: \$31,667,000
Pharmaceutical Drugs: \$156,686,000
Dietary/Laundry/Housekeeping Supplies: \$10,997,000
Building Supplies: \$1,579,000
Utilities: \$14,877,000 including:
\$9,320,000 in Electric
\$4,403,000 in Oil & Gas
\$1,154,000 in Water/Sewage/Disposal

ANNUAL CONTRIBUTIONS AS A HEALTHCARE SAFETY NET

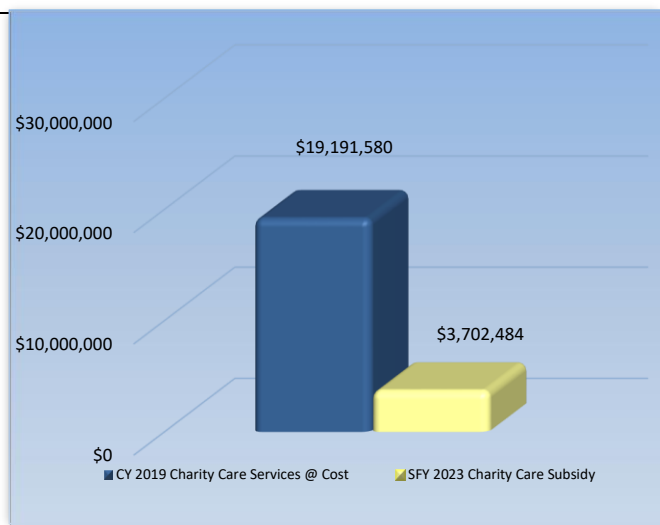
- Hospitals also give back to the community by serving as the primary source of medical services for the state's 657,000 uninsured, thus serving as the healthcare safety net for the most needy.
- In 2021, uninsured patients presented at Morris County Hospitals on 42,495 occasions.
- New Jersey's general hospitals are predominantly not-for-profit entities — any excess revenue over expenses is returned to the community in the form of new medical technology, expanded hospital services, maintenance and expansion of physical infrastructure and the enhanced ability to hire and maintain skilled workforce.

ANNUAL TAXES

Morris County Hospitals pay \$16,554,000 annually in taxes including:

- 0.53 Percent Assessment: \$14,547,400
- Adjusted Admissions Assessment: \$1,141,500
- Newborn Screening Fees: \$865,200
- Other assessments such as New Jersey Poison Information & Education System (NJPIES) and Maternal and Child Health Consortium Assessment
- In addition, hospitals support their local municipalities through voluntary, negotiated payments and in-kind contributions.

SFY 2023 CHARITY CARE SUBSIDY SHORTFALL



Ocean County Hospitals

ANNUAL CONTRIBUTIONS TO THE LOCAL AND STATE ECONOMY

Total Expenditures: \$1,301,356,000

▪ **5,474 full-time equivalent jobs, including:**

Nursing:	1,798
Therapy:	287
Radiology:	341
Pharmacy:	167
Pathology and Laboratory:	102
Dietary/Housekeeping/Maintenance:	432
Total Employee Payroll:	\$464,120,000
Estimated State Income Taxes Paid by Employees:	\$25,642,600

▪ **Purchased Services of \$286,013,000, including:**

Contracted Labor: \$118,200,000
Pharmaceutical Drugs: \$139,834,000
Dietary/Laundry/Housekeeping Supplies: \$9,935,000
Building Supplies: \$5,964,000
Utilities: \$12,080,000 including:
\$7,982,000 in Electric
\$1,703,000 in Oil & Gas
\$2,395,000 in Water/Sewage/Disposal

ANNUAL CONTRIBUTIONS AS A HEALTHCARE SAFETY NET

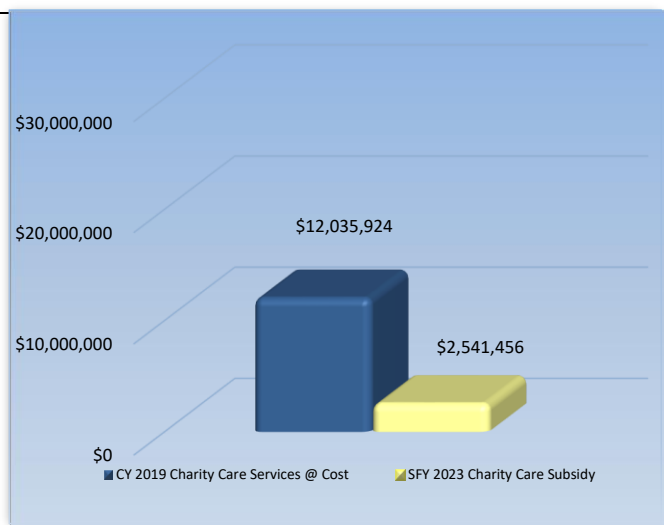
- Hospitals also give back to the community by serving as the primary source of medical services for the state's 657,000 uninsured, thus serving as the healthcare safety net for the most needy.
- In 2021, uninsured patients presented at Ocean County Hospitals on 25,917 occasions.
- New Jersey's general hospitals are predominantly not-for-profit entities — any excess revenue over expenses is returned to the community in the form of new medical technology, expanded hospital services, maintenance and expansion of physical infrastructure and the enhanced ability to hire and maintain skilled workforce.

ANNUAL TAXES

Ocean County Hospitals pay \$8,379,900 annually in taxes including:

- 0.53 Percent Assessment: \$6,922,200
- Adjusted Admissions Assessment: \$865,700
- Newborn Screening Fees: \$591,900
- Other assessments such as New Jersey Poison Information & Education System (NJPIES) and Maternal and Child Health Consortium Assessment
- In addition, hospitals support their local municipalities through voluntary, negotiated payments and in-kind contributions.

SFY 2023 CHARITY CARE SUBSIDY SHORTFALL



Passaic County Hospitals

ANNUAL CONTRIBUTIONS TO THE LOCAL AND STATE ECONOMY

Total Expenditures: \$1,112,382,000

▪ **5,214 full-time equivalent jobs, including:**

Nursing:	1,256
Therapy:	176
Radiology:	268
Pharmacy:	143
Pathology and Laboratory:	172
Dietary/Housekeeping/Maintenance:	397
Total Employee Payroll:	\$498,444,000
Estimated State Income Taxes Paid by Employees:	\$27,539,000

▪ **Purchased Services of \$167,737,000, including:**

Contracted Labor: \$106,485,000
Pharmaceutical Drugs: \$45,973,000
Dietary/Laundry/Housekeeping Supplies: \$4,477,000
Building Supplies: \$1,350,000
Utilities: \$9,452,000 including:
\$6,707,000 in Electric
\$1,582,000 in Oil & Gas
\$1,163,000 in Water/Sewage/Disposal

ANNUAL CONTRIBUTIONS AS A HEALTHCARE SAFETY NET

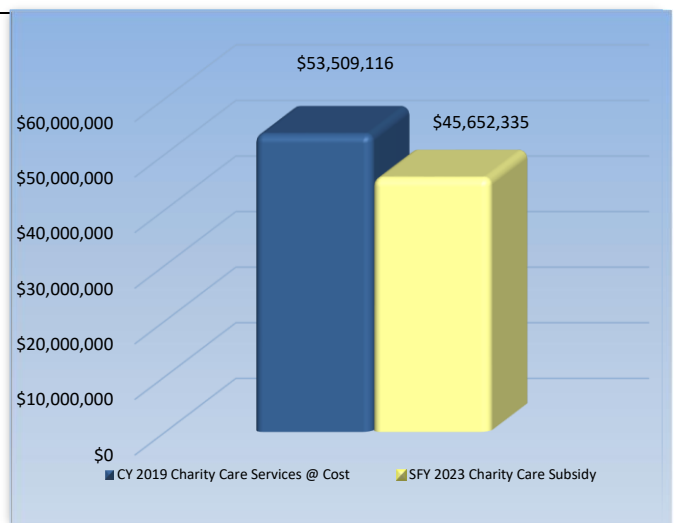
- Hospitals also give back to the community by serving as the primary source of medical services for the state's 657,000 uninsured, thus serving as the healthcare safety net for the most needy.
- In 2021, uninsured patients presented at Passaic County Hospitals on 106,662 occasions.
- New Jersey's general hospitals are predominantly not-for-profit entities — any excess revenue over expenses is returned to the community in the form of new medical technology, expanded hospital services, maintenance and expansion of physical infrastructure and the enhanced ability to hire and maintain skilled workforce.

ANNUAL TAXES

Passaic County Hospitals pay \$7,103,100 annually in taxes including:

- 0.53 Percent Assessment: \$6,078,300
- Adjusted Admissions Assessment: \$542,100
- Newborn Screening Fees: \$482,700
- Other assessments such as New Jersey Poison Information & Education System (NJPIES) and Maternal and Child Health Consortium Assessment
- In addition, hospitals support their local municipalities through voluntary, negotiated payments and in-kind contributions.

SFY 2023 CHARITY CARE SUBSIDY SHORTFALL



Salem County Hospitals

ANNUAL CONTRIBUTIONS TO THE LOCAL AND STATE ECONOMY

Total Expenditures: \$121,504,000

▪ **601 full-time equivalent jobs, including:**

Nursing:	153
Therapy:	16
Radiology:	44
Pharmacy:	17
Pathology and Laboratory:	31
Dietary/Housekeeping/Maintenance:	64
Total Employee Payroll:	\$44,949,000
Estimated State Income Taxes Paid by Employees:	\$2,483,400

▪ **Purchased Services of \$30,425,000, including:**

Contracted Labor: \$23,515,000
Pharmaceutical Drugs: \$3,298,000
Dietary/Laundry/Housekeeping Supplies: \$1,104,000
Building Supplies: \$74,000
Utilities: \$2,434,000 including:
\$1,602,000 in Electric
\$492,000 in Oil & Gas
\$340,000 in Water/Sewage/Disposal

ANNUAL CONTRIBUTIONS AS A HEALTHCARE SAFETY NET

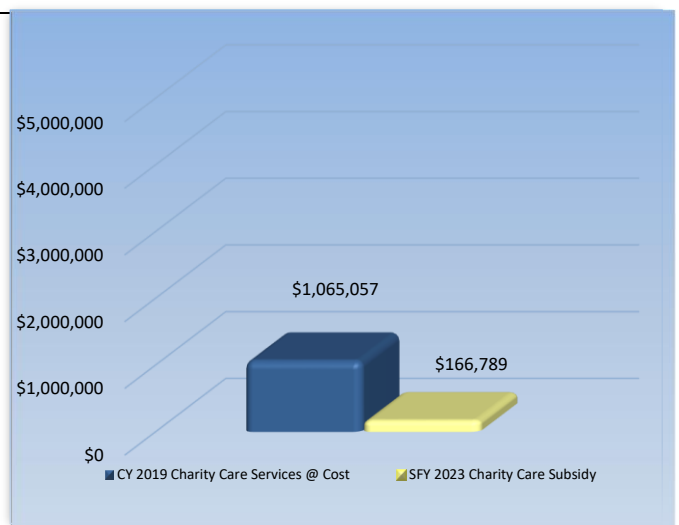
- Hospitals also give back to the community by serving as the primary source of medical services for the state's 657,000 uninsured, thus serving as the healthcare safety net for the most needy.
- In 2021, uninsured patients presented at Salem County Hospitals on 3,902 occasions.
- New Jersey's general hospitals are predominantly not-for-profit entities — any excess revenue over expenses is returned to the community in the form of new medical technology, expanded hospital services, maintenance and expansion of physical infrastructure and the enhanced ability to hire and maintain skilled workforce.

ANNUAL TAXES

Salem County Hospitals pay \$796,500 annually in taxes including:

- 0.53 Percent Assessment: \$641,700
- Adjusted Admissions Assessment: \$113,000
- Newborn Screening Fees: \$41,900
- Other assessments such as New Jersey Poison Information & Education System (NJPIES) and Maternal and Child Health Consortium Assessment
- In addition, hospitals support their local municipalities through voluntary, negotiated payments and in-kind contributions.

SFY 2023 CHARITY CARE SUBSIDY SHORTFALL



Somerset County Hospitals

ANNUAL CONTRIBUTIONS TO THE LOCAL AND STATE ECONOMY

Total Expenditures: \$371,071,000

▪ **1,675 full-time equivalent jobs, including:**

Nursing:	464
Therapy:	121
Radiology:	129
Pharmacy:	35
Pathology and Laboratory:	91
Dietary/Housekeeping/Maintenance:	148
Total Employee Payroll:	\$134,497,000
Estimated State Income Taxes Paid by Employees:	\$7,431,000

▪ **Purchased Services of \$64,970,000, including:**

Contracted Labor: \$29,846,000
Pharmaceutical Drugs: \$27,507,000
Dietary/Laundry/Housekeeping Supplies: \$3,058,000
Building Supplies: \$593,000
Utilities: \$3,966,000 including:
\$2,785,000 in Electric
\$636,000 in Oil & Gas
\$545,000 in Water/Sewage/Disposal

ANNUAL CONTRIBUTIONS AS A HEALTHCARE SAFETY NET

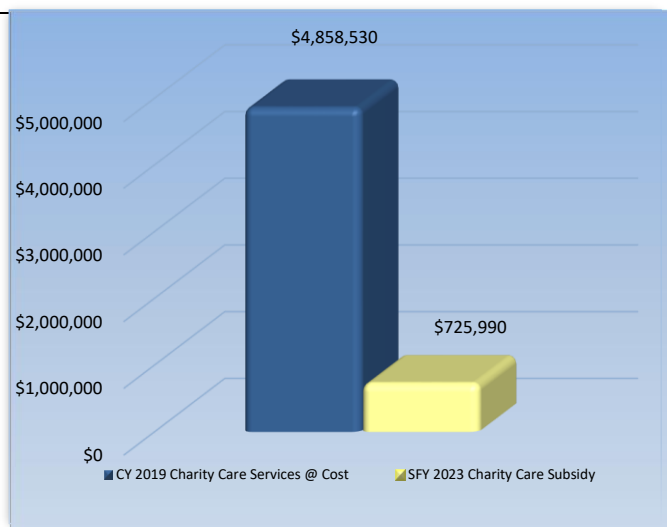
- Hospitals also give back to the community by serving as the primary source of medical services for the state's 657,000 uninsured, thus serving as the healthcare safety net for the most needy.
- In 2021, uninsured patients presented at Somerset County Hospitals on 11,987 occasions.
- New Jersey's general hospitals are predominantly not-for-profit entities — any excess revenue over expenses is returned to the community in the form of new medical technology, expanded hospital services, maintenance and expansion of physical infrastructure and the enhanced ability to hire and maintain skilled workforce.

ANNUAL TAXES

Somerset County Hospitals pay \$2,284,300 annually in taxes including:

- 0.53 Percent Assessment: \$1,931,300
- Adjusted Admissions Assessment: \$219,200
- Newborn Screening Fees: \$133,800
- Other assessments such as New Jersey Poison Information & Education System (NJPIES) and Maternal and Child Health Consortium Assessment
- In addition, hospitals support their local municipalities through voluntary, negotiated payments and in-kind contributions.

SFY 2023 CHARITY CARE SUBSIDY SHORTFALL



Sussex County Hospitals

ANNUAL CONTRIBUTIONS TO THE LOCAL AND STATE ECONOMY

Total Expenditures: \$188,963,000

▪ **882 full-time equivalent jobs, including:**

Nursing:	258
Therapy:	57
Radiology:	37
Pharmacy:	32
Pathology and Laboratory:	29
Dietary/Housekeeping/Maintenance:	108
Total Employee Payroll:	\$79,627,000
Estimated State Income Taxes Paid by Employees:	\$4,399,400

▪ **Purchased Services of \$22,622,000, including:**

Contracted Labor: \$2,015,000
Pharmaceutical Drugs: \$17,597,000
Dietary/Laundry/Housekeeping Supplies: \$1,769,000
Building Supplies: \$149,000
Utilities: \$1,092,000 including:
\$196,000 in Electric
\$456,000 in Oil & Gas
\$440,000 in Water/Sewage/Disposal

ANNUAL CONTRIBUTIONS AS A HEALTHCARE SAFETY NET

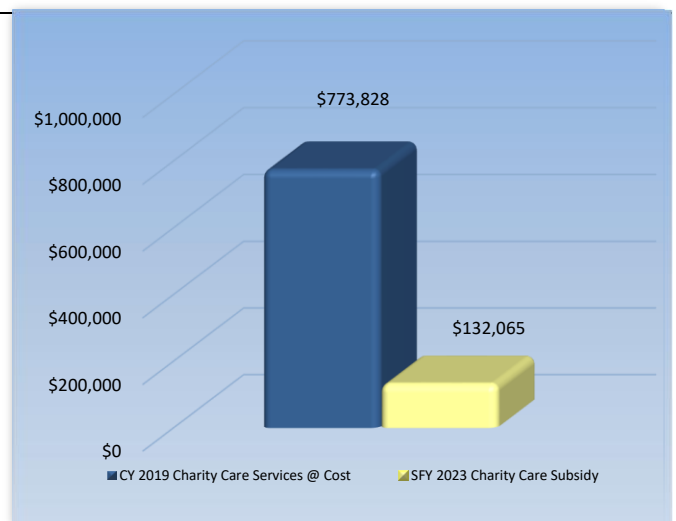
- Hospitals also give back to the community by serving as the primary source of medical services for the state's 657,000 uninsured, thus serving as the healthcare safety net for the most needy.
- In 2021, uninsured patients presented at Sussex County Hospitals on 2,712 occasions.
- New Jersey's general hospitals are predominantly not-for-profit entities — any excess revenue over expenses is returned to the community in the form of new medical technology, expanded hospital services, maintenance and expansion of physical infrastructure and the enhanced ability to hire and maintain skilled workforce.

ANNUAL TAXES

Sussex County Hospitals pay \$1,255,000 annually in taxes including:

- 0.53 Percent Assessment: \$1,033,200
- Adjusted Admissions Assessment: \$145,000
- Newborn Screening Fees: \$76,800
- Other assessments such as New Jersey Poison Information & Education System (NJPIES) and Maternal and Child Health Consortium Assessment
- In addition, hospitals support their local municipalities through voluntary, negotiated payments and in-kind contributions.

SFY 2023 CHARITY CARE SUBSIDY SHORTFALL



Union County Hospitals

ANNUAL CONTRIBUTIONS TO THE LOCAL AND STATE ECONOMY

Total Expenditures: \$1,208,184,000

▪ **5,359 full-time equivalent jobs, including:**

Nursing:	1,145
Therapy:	191
Radiology:	437
Pharmacy:	118
Pathology and Laboratory:	134
Dietary/Housekeeping/Maintenance:	426
Total Employee Payroll:	\$452,558,000
Estimated State Income Taxes Paid by Employees:	\$25,003,800

▪ **Purchased Services of \$181,434,000, including:**

Contracted Labor: \$43,517,000
Pharmaceutical Drugs: \$117,041,000
Dietary/Laundry/Housekeeping Supplies: \$8,372,000
Building Supplies: \$1,603,000
Utilities: \$10,901,000 including:
\$6,786,000 in Electric
\$2,229,000 in Oil & Gas
\$1,886,000 in Water/Sewage/Disposal

ANNUAL CONTRIBUTIONS AS A HEALTHCARE SAFETY NET

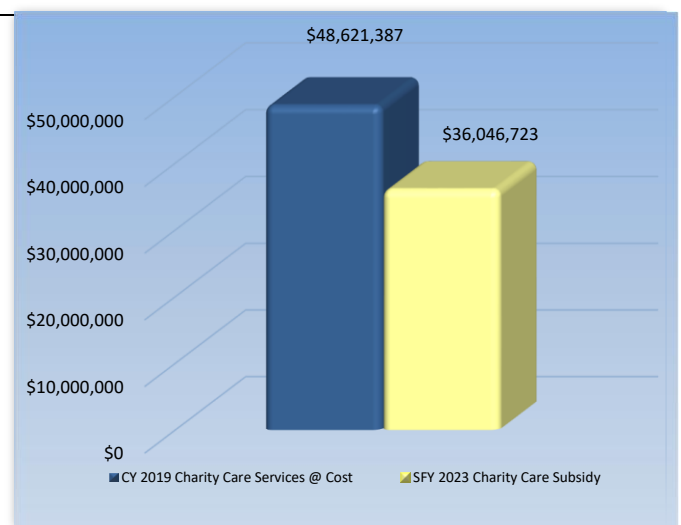
- Hospitals also give back to the community by serving as the primary source of medical services for the state's 657,000 uninsured, thus serving as the healthcare safety net for the most needy.
- In 2021, uninsured patients presented at Union County Hospitals on 85,000 occasions.
- New Jersey's general hospitals are predominantly not-for-profit entities — any excess revenue over expenses is returned to the community in the form of new medical technology, expanded hospital services, maintenance and expansion of physical infrastructure and the enhanced ability to hire and maintain skilled workforce.

ANNUAL TAXES

Union County Hospitals pay \$8,426,800 annually in taxes including:

- 0.53 Percent Assessment: \$7,142,700
- Adjusted Admissions Assessment: \$770,300
- Newborn Screening Fees: \$513,800
- Other assessments such as New Jersey Poison Information & Education System (NJPIES) and Maternal and Child Health Consortium Assessment
- In addition, hospitals support their local municipalities through voluntary, negotiated payments and in-kind contributions.

SFY 2023 CHARITY CARE SUBSIDY SHORTFALL



Warren County Hospitals

ANNUAL CONTRIBUTIONS TO THE LOCAL AND STATE ECONOMY

Total Expenditures: \$228,914,000

▪ **729 full-time equivalent jobs, including:**

Nursing:	173
Therapy:	72
Radiology:	53
Pharmacy:	15
Pathology and Laboratory:	30
Dietary/Housekeeping/Maintenance:	79
Total Employee Payroll:	\$85,137,000
Estimated State Income Taxes Paid by Employees:	\$4,703,800

▪ **Purchased Services of \$35,378,000, including:**

Contracted Labor: \$6,425,000
Pharmaceutical Drugs: \$24,868,000
Dietary/Laundry/Housekeeping Supplies: \$1,234,000
Building Supplies: \$296,000
Utilities: \$2,555,000 including:
\$1,714,000 in Electric
\$451,000 in Oil & Gas
\$390,000 in Water/Sewage/Disposal

ANNUAL CONTRIBUTIONS AS A HEALTHCARE SAFETY NET

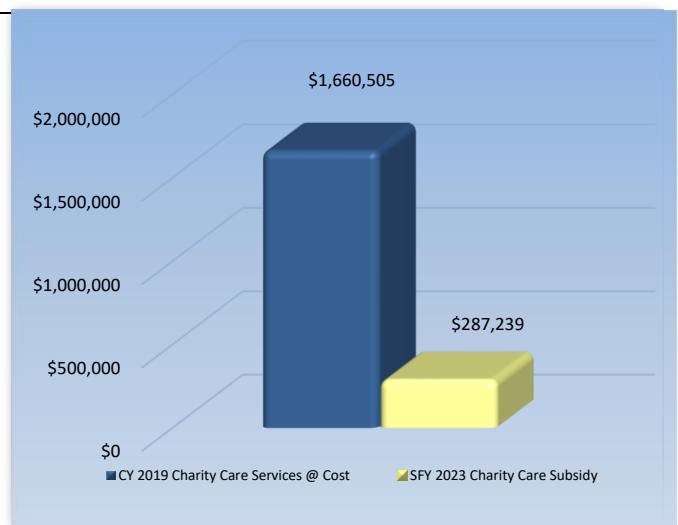
- Hospitals also give back to the community by serving as the primary source of medical services for the state's 657,000 uninsured, thus serving as the healthcare safety net for the most needy.
- In 2021, uninsured patients presented at Warren County Hospitals on 5,633 occasions.
- New Jersey's general hospitals are predominantly not-for-profit entities — any excess revenue over expenses is returned to the community in the form of new medical technology, expanded hospital services, maintenance and expansion of physical infrastructure and the enhanced ability to hire and maintain skilled workforce.

ANNUAL TAXES

Warren County Hospitals pay \$1,574,300 annually in taxes including:

- 0.53 Percent Assessment: \$1,386,600
- Adjusted Admissions Assessment: \$187,700
- Newborn Screening Fees: \$0
- Other assessments such as New Jersey Poison Information & Education System (NJPIES) and Maternal and Child Health Consortium Assessment
- In addition, hospitals support their local municipalities through voluntary, negotiated payments and in-kind contributions.

SFY 2023 CHARITY CARE SUBSIDY SHORTFALL





760 Alexander Road, Princeton, NJ 08540

www.njha.com